

A-Level Uptake and Results, by School Type 2002-2009

Source: Inter-Awarding Body Statistics

Statistics Report Series No.23

Tim Gill

September 2010

Research Division – Statistics Group
Assessment, Research and Development
Cambridge Assessment
1 Regent Street, Cambridge, CB2 1GG

Table of contents

- A-Level All Candidates by School Type
- A-Level by Subject Category:
 - ART
 - BIOLOGY
 - BUSINESS STUDIES
 - CHEMISTRY
 - CLASSICAL SUBJECTS
 - COMMUNICATION STUDIES
 - COMPUTING/INFORMATION
 - DESIGN AND TECHNOLOGY
 - DRAMA
 - ECONOMICS
 - ENGLISH LANGUAGE
 - ENGLISH LANGUAGE & LITERATURE
 - ENGLISH LITERATURE
 - FRENCH
 - GENERAL STUDIES
 - GEOGRAPHY
 - GERMAN
 - HISTORY
 - LAW
 - MATHEMATICS
 - MUSIC
 - PE/SPORT
 - PHYSICS
 - POLITICAL STUDIES
 - PSYCHOLOGY
 - RELIGIOUS STUDIES/EDUCATION
 - SOCIOLOGY
 - SPANISH

NOTE: The Inter-Awarding Body Statistics are the results for all candidates, of all ages, from all centres.

Introduction

This report presents the entries and results for all A-level subject categories in England, Northern Ireland and Wales for the years 2002 to 2009, broken down by type of school. The data was compiled from the Inter-Awarding Body Statistics produced by the Joint Council for Qualifications (JCQ)¹. Within each subject category there may be different specifications or indeed different qualifications. For instance, the Mathematics category includes Mathematics, Pure Mathematics, Further Mathematics and Statistics. Where individual subjects are of special interest, these are presented separately: for instance, the Social Science category has been broken down into Law, Political Studies, Psychology and Sociology only and the Modern Languages category into French, German and Spanish only.

The report starts with the entries and results for all subject categories together, followed by each category (or subject) separately. For each, the data are presented in the following order:

- Table and graph of entries by school type
- Tables of the numbers and percentages of candidates achieving each grade or better, by school type
- Graph of the percentage of candidates achieving each grade or better, by school type.

Please note that, for the purposes of this report, entries in secondary modern schools were included in the 'other' category, due to the very low number of A-level entries at these schools.

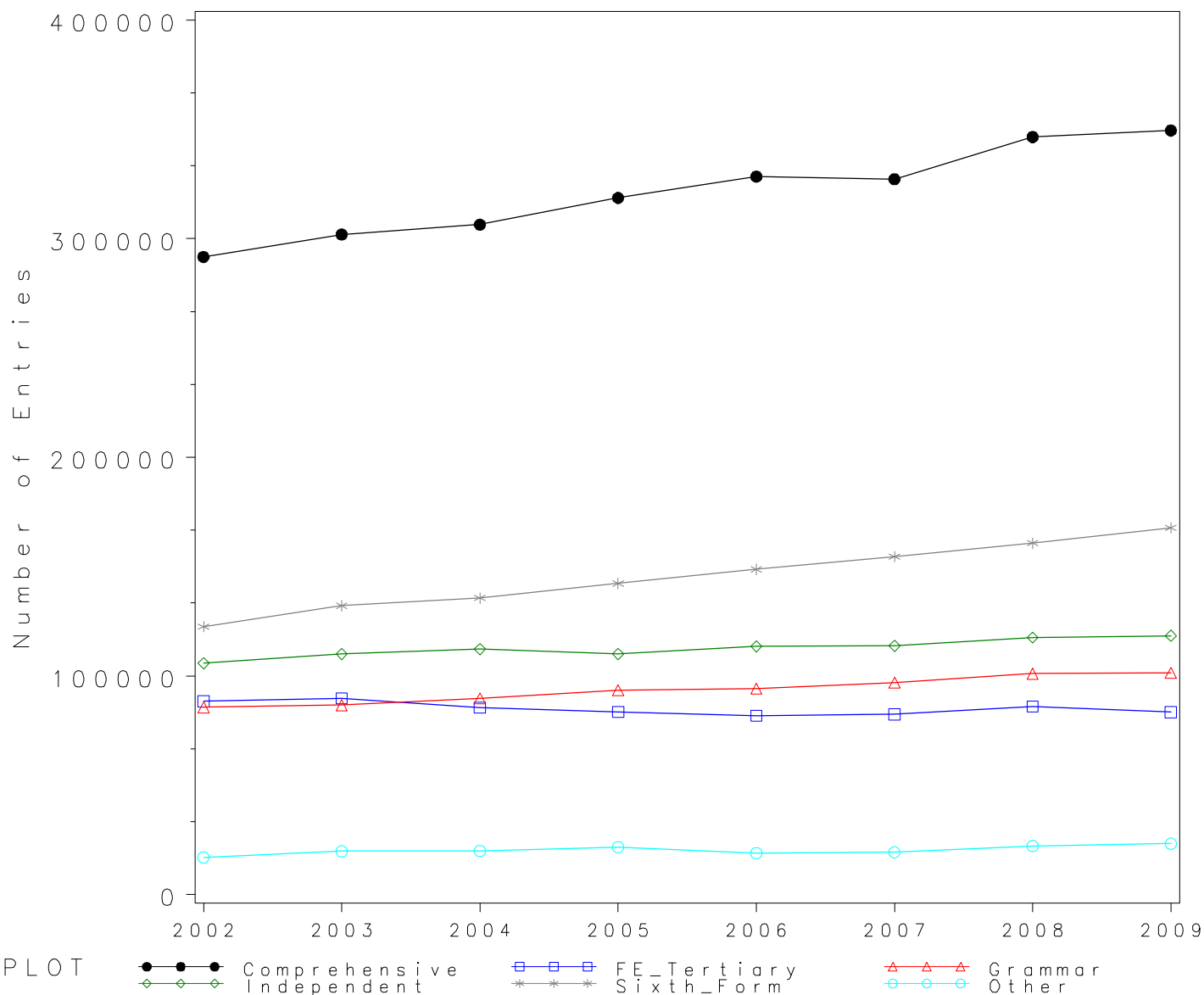
This was also the first year that a new school category was recognised in the results, city academies. These are state funded schools that are independent of local authority control, the first of which opened in 2002. Most academies were previously comprehensives, and were categorised as such in the JCQ data, up until they converted. However, once they converted they were categorised as independent schools. Thus they appear in this report, in year prior to 2009, in either the 'comprehensive' or 'independent' categories. For 2009, there is a separate category in the tables for 'academy' schools, but this has not been added to the graphs since it would only appear as one point.

¹ See http://www.jcq.org.uk/national_results/alevels/. The school type categorisation was taken directly from the electronic versions of the Inter-Awarding Body Statistics provided each year to awarding bodies by the JCQ.

Numbers of GCE A Level entries in all subjects by school type 2002- 2009

schtype	2002	2003	2004	2005	2006	2007	2008	2009
Comprehensive	291669	301957	306459	318677	328403	327225	346523	349504
Grammar	85700	86683	89810	93495	94264	96960	101103	101477
Independent	105858	109960	112193	109983	113547	113780	117625	118383
Sixth Form	122558	132123	135665	142329	148779	154556	160758	167797
FE/Tertiary	88385	89784	85514	83556	81815	82434	86029	83461
Academy	7488
Other	17027	19813	19935	21731	18965	19335	22248	23276

GCE A Level All Subjects Entries by school type 2002–2009



*GCE A Level All Subjects Grade A by school type 2002- 2009
Cumulative Percentages*

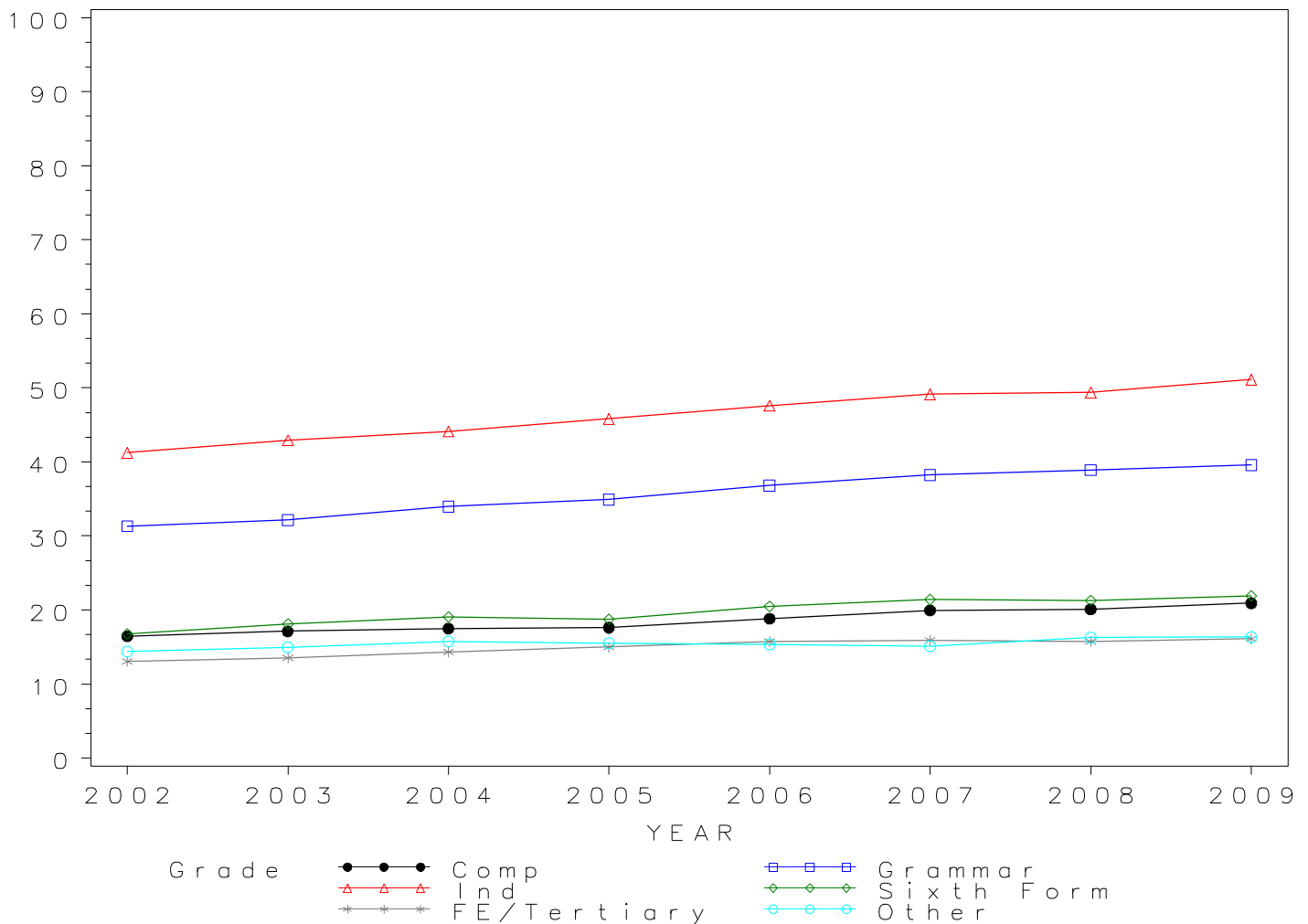
schtype	2002	2003	2004	2005	2006	2007	2008	2009
Comprehensive	16.46	17.13	17.50	17.62	18.82	19.96	20.10	20.93
Grammar	31.33	32.17	33.96	34.90	36.83	38.24	38.89	39.59
Independent	41.25	42.95	44.14	45.84	47.59	49.14	49.38	51.11
Sixth Form	16.78	18.11	19.08	18.77	20.50	21.40	21.27	21.93
FE/Tertiary	13.05	13.56	14.35	14.99	15.75	15.92	15.74	16.12
Academy	17.33
Other	14.42	14.99	15.78	15.53	15.36	15.14	16.27	16.34

Cumulative Numbers

schtype	2002	2003	2004	2005	2006	2007	2008	2009
Comprehensive	48011	51719	53633	56146	61808	65314	69635	73148
Grammar	26848	27883	30498	32632	34717	37081	39318	40170
Independent	43662	47232	49524	50414	54037	55913	58082	60508
Sixth Form	20564	23922	25885	26719	30498	33070	34191	36801
FE/Tertiary	11536	12175	12272	12522	12884	13123	13540	13457
Academy	1298
Other	2456	2969	3145	3374	2913	2927	3619	3804

GCE A Level All Subjects 2002–2009

Cumulative % at Grade A by school type



*GCE A Level All Subjects Grade B by school type 2002- 2009
Cumulative Percentages*

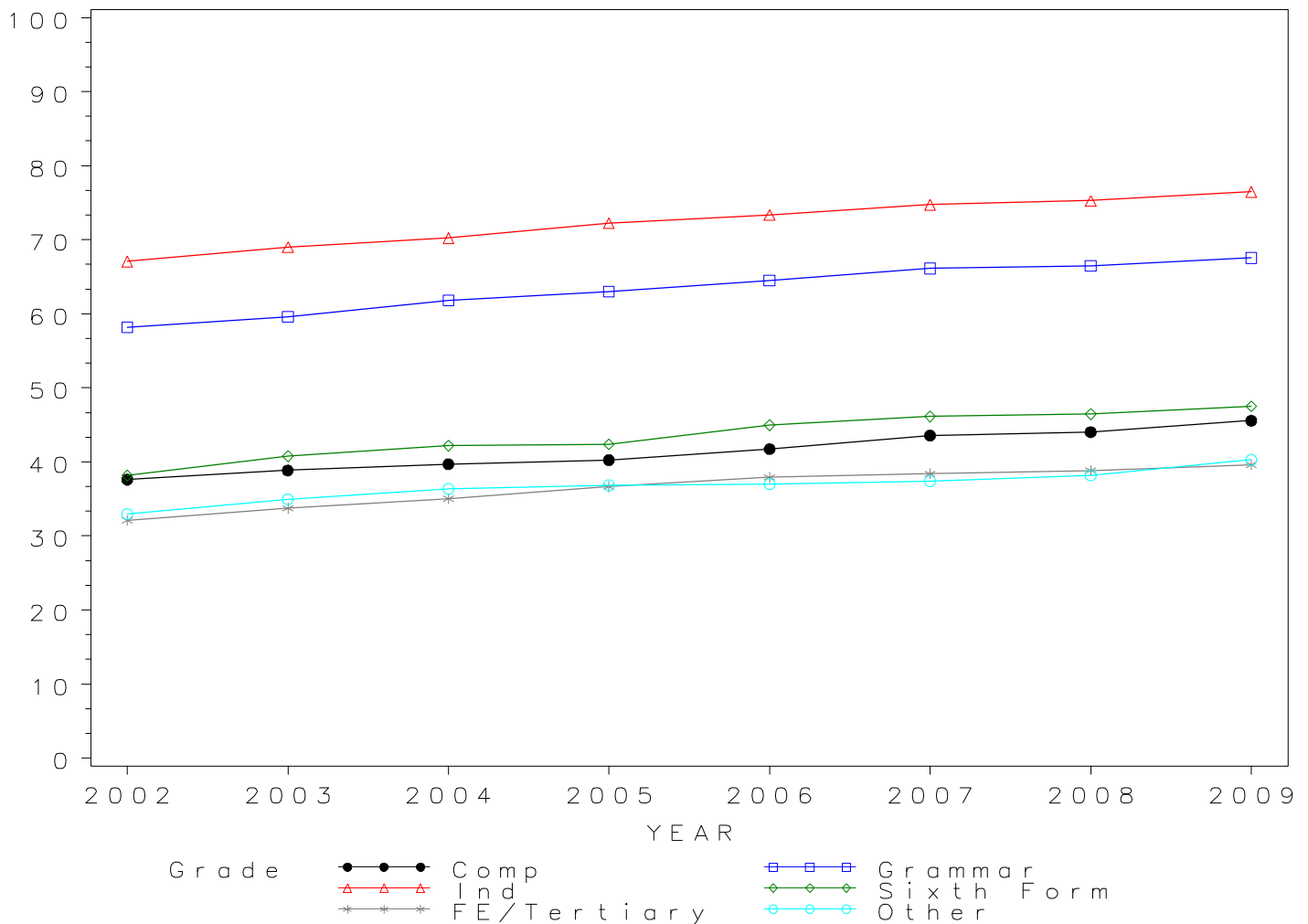
schtype	2002	2003	2004	2005	2006	2007	2008	2009
Comprehensive	37.61	38.86	39.70	40.24	41.73	43.56	44.02	45.58
Grammar	58.19	59.60	61.82	63.00	64.53	66.11	66.47	67.55
Independent	67.06	69.01	70.23	72.26	73.34	74.73	75.27	76.46
Sixth Form	38.14	40.76	42.17	42.37	44.94	46.13	46.45	47.50
FE/Tertiary	32.11	33.72	35.02	36.64	37.92	38.41	38.85	39.60
Academy	40.42
Other	32.95	34.97	36.35	36.85	37.02	37.40	38.18	40.29

Cumulative Numbers

schtype	2002	2003	2004	2005	2006	2007	2008	2009
Comprehensive	109693	117343	121673	128225	137049	142531	152531	159291
Grammar	49872	51659	55519	58906	60824	64105	67199	68547
Independent	70993	75887	78791	79470	83280	85024	88542	90519
Sixth Form	46748	53849	57213	60300	66863	71289	74665	79711
FE/Tertiary	28377	30278	29951	30615	31025	31665	33420	33052
Academy	3027
Other	5611	6929	7246	8007	7020	7231	8494	9377

GCE A Level All Subjects 2002–2009

Cumulative % at Grade B by school type



*GCE A Level All Subjects Grade C by school type 2002- 2009
Cumulative Percentages*

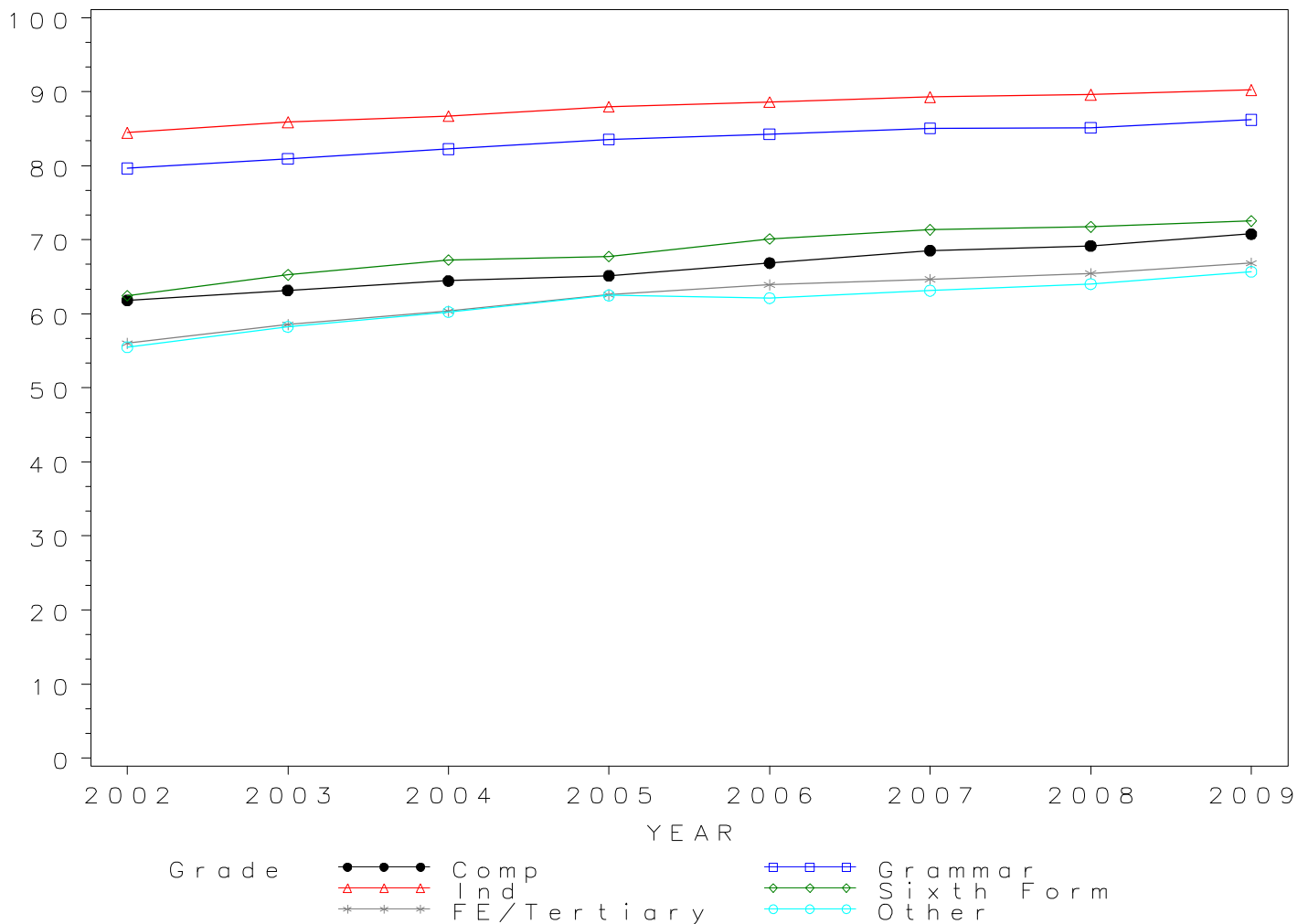
schtype	2002	2003	2004	2005	2006	2007	2008	2009
Comprehensive	61.82	63.17	64.45	65.13	66.85	68.53	69.17	70.77
Grammar	79.63	80.96	82.25	83.55	84.25	85.07	85.13	86.20
Independent	84.45	85.87	86.69	87.96	88.59	89.28	89.60	90.24
Sixth Form	62.44	65.27	67.26	67.76	70.12	71.34	71.74	72.54
FE/Tertiary	56.00	58.53	60.37	62.57	63.91	64.65	65.46	66.83
Academy	66.33
Other	55.49	58.23	60.26	62.49	62.11	63.13	64.01	65.68

Cumulative Numbers

schtype	2002	2003	2004	2005	2006	2007	2008	2009
Comprehensive	180310	190753	197512	207560	219537	224231	239687	247350
Grammar	68243	70176	73868	78115	79422	82485	86065	87470
Independent	89396	94420	97263	96740	100592	101581	105388	106826
Sixth Form	76531	86237	91242	96443	104322	110263	115334	121721
FE/Tertiary	49495	52550	51625	52277	52288	53294	56318	55773
Academy	4967
Other	9449	11538	12013	13579	11780	12206	14241	15287

GCE A Level All Subjects 2002–2009

Cumulative % at Grade C by school type



*GCE A Level All Subjects Grade D by school type 2002- 2009
Cumulative Percentages*

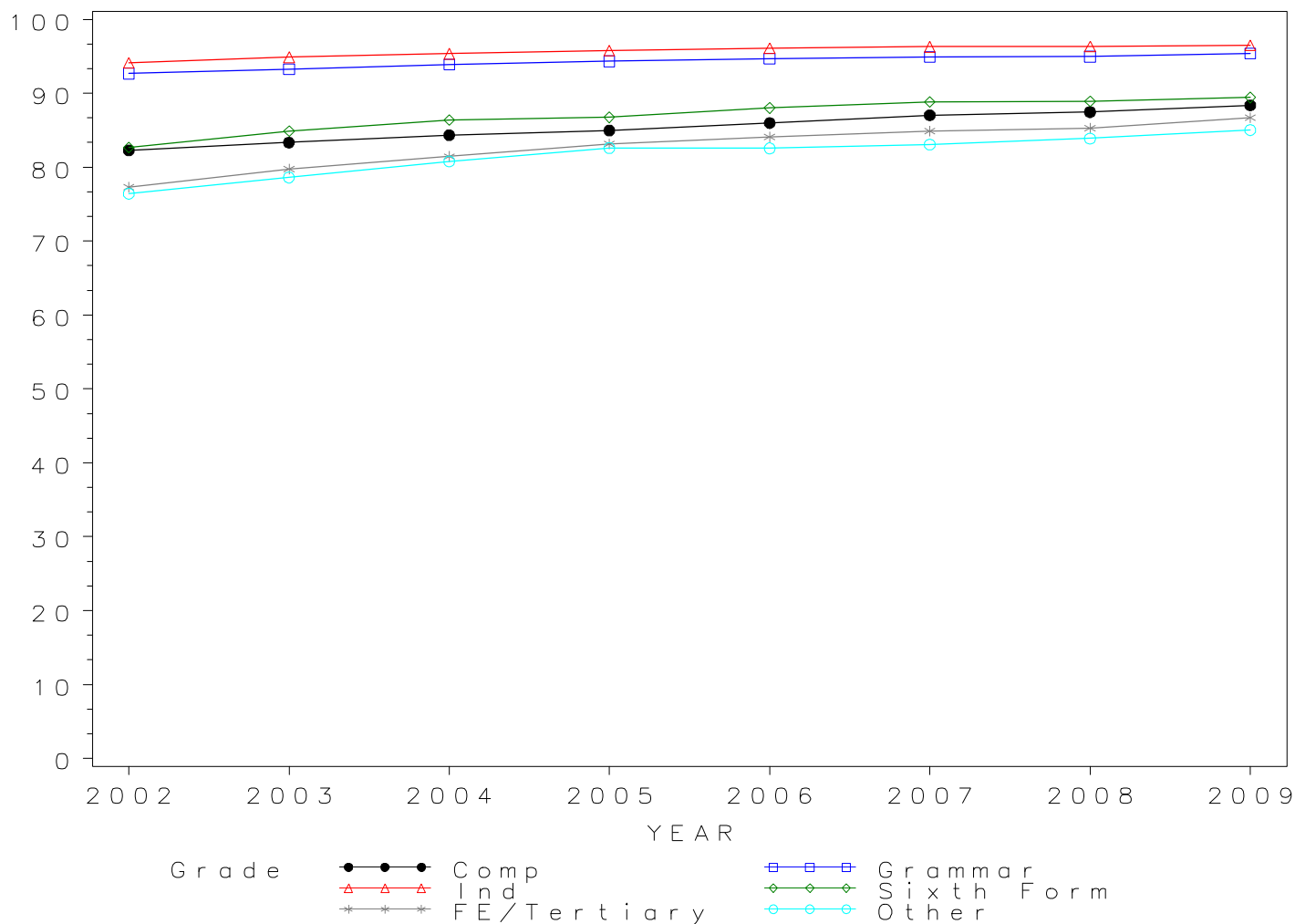
schtype	2002	2003	2004	2005	2006	2007	2008	2009
Comprehensive	82.29	83.34	84.35	84.97	85.97	87.04	87.46	88.38
Grammar	92.68	93.25	93.91	94.35	94.69	94.93	94.95	95.40
Independent	94.15	94.89	95.37	95.79	96.10	96.31	96.35	96.51
Sixth Form	82.69	84.89	86.38	86.75	88.03	88.86	88.93	89.42
FE/Tertiary	77.31	79.77	81.45	83.15	84.10	84.88	85.30	86.73
Academy	85.88
Other	76.41	78.62	80.80	82.60	82.56	83.06	83.90	85.02

Cumulative Numbers

schtype	2002	2003	2004	2005	2006	2007	2008	2009
Comprehensive	240023	251664	258502	270765	282334	284830	303084	308908
Grammar	79427	80833	84344	88213	89254	92040	96000	96804
Independent	99663	104341	107001	105358	109119	109579	113326	114248
Sixth Form	101347	112158	117186	123466	130970	137338	142965	150050
FE/Tertiary	68333	71623	69654	69473	68807	69972	73382	72385
Academy	6431
Other	13011	15576	16108	17950	15657	16060	18665	19790

GCE A Level All Subjects 2002–2009

Cumulative % at Grade D by school type



*GCE A Level All Subjects Grade E by school type 2002- 2009
Cumulative Percentages*

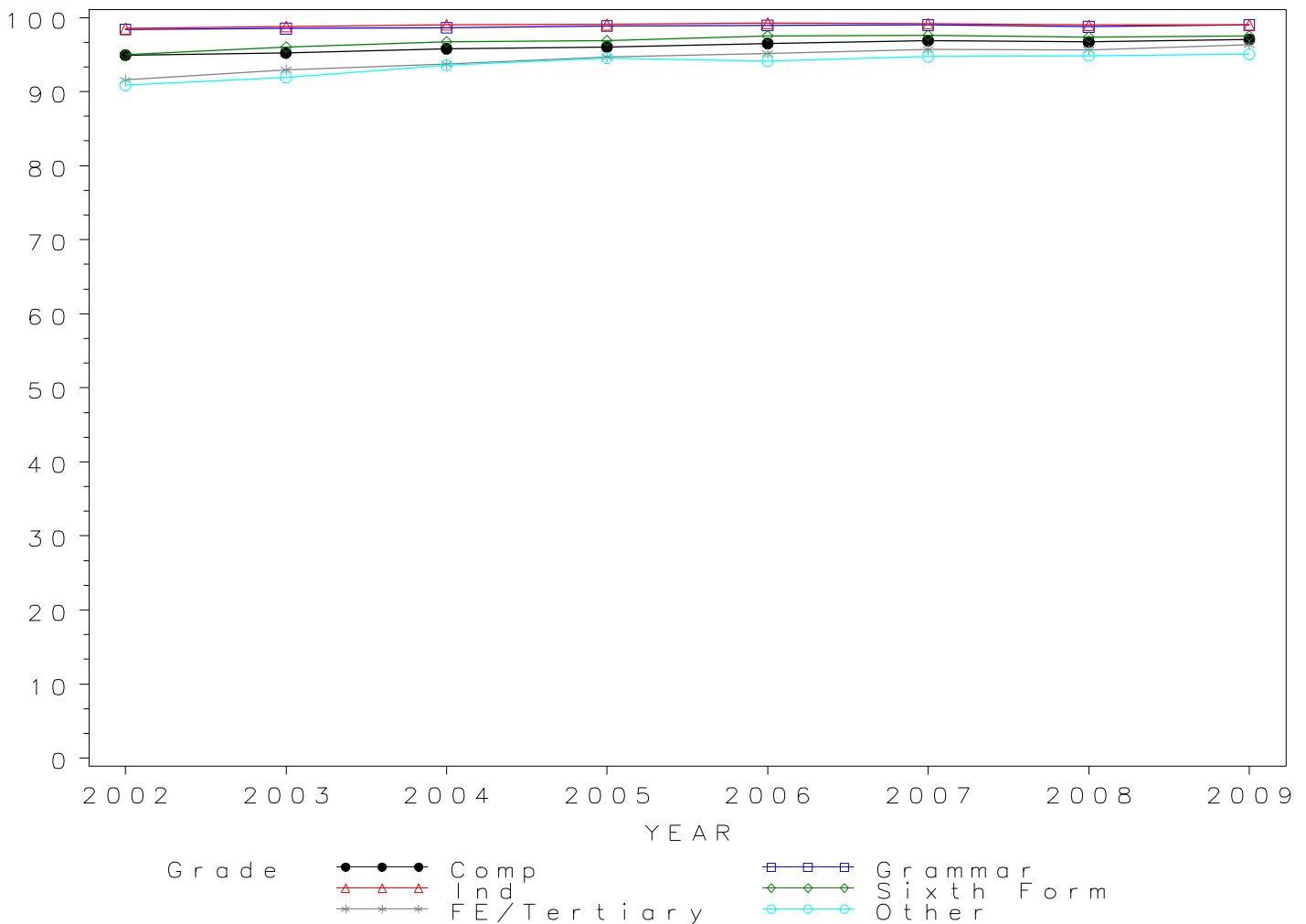
schtype	2002	2003	2004	2005	2006	2007	2008	2009
Comprehensive	94.95	95.22	95.79	96.05	96.50	96.91	96.71	97.03
Grammar	98.42	98.52	98.62	98.87	98.96	98.98	98.75	98.98
Independent	98.54	98.81	99.02	99.09	99.25	99.19	98.98	99.04
Sixth Form	95.01	96.04	96.76	96.91	97.52	97.63	97.39	97.54
FE/Tertiary	91.57	92.96	93.72	94.70	95.15	95.72	95.65	96.36
Academy	95.89
Other	90.86	91.94	93.55	94.53	94.15	94.72	94.85	95.05

Cumulative Numbers

schtype	2002	2003	2004	2005	2006	2007	2008	2009
Comprehensive	276932	287516	293545	306093	316902	317109	335139	339126
Grammar	84345	85399	88573	92443	93281	95974	99841	100446
Independent	104311	108648	111099	108983	112691	112864	116424	117250
Sixth Form	116447	126894	131269	137937	145087	150887	156555	163677
FE/Tertiary	80931	83465	80141	79128	77847	78904	82290	80420
Academy	7180
Other	15471	18216	18650	20543	17855	18314	21102	22124

GCE A Level All Subjects 2002–2009

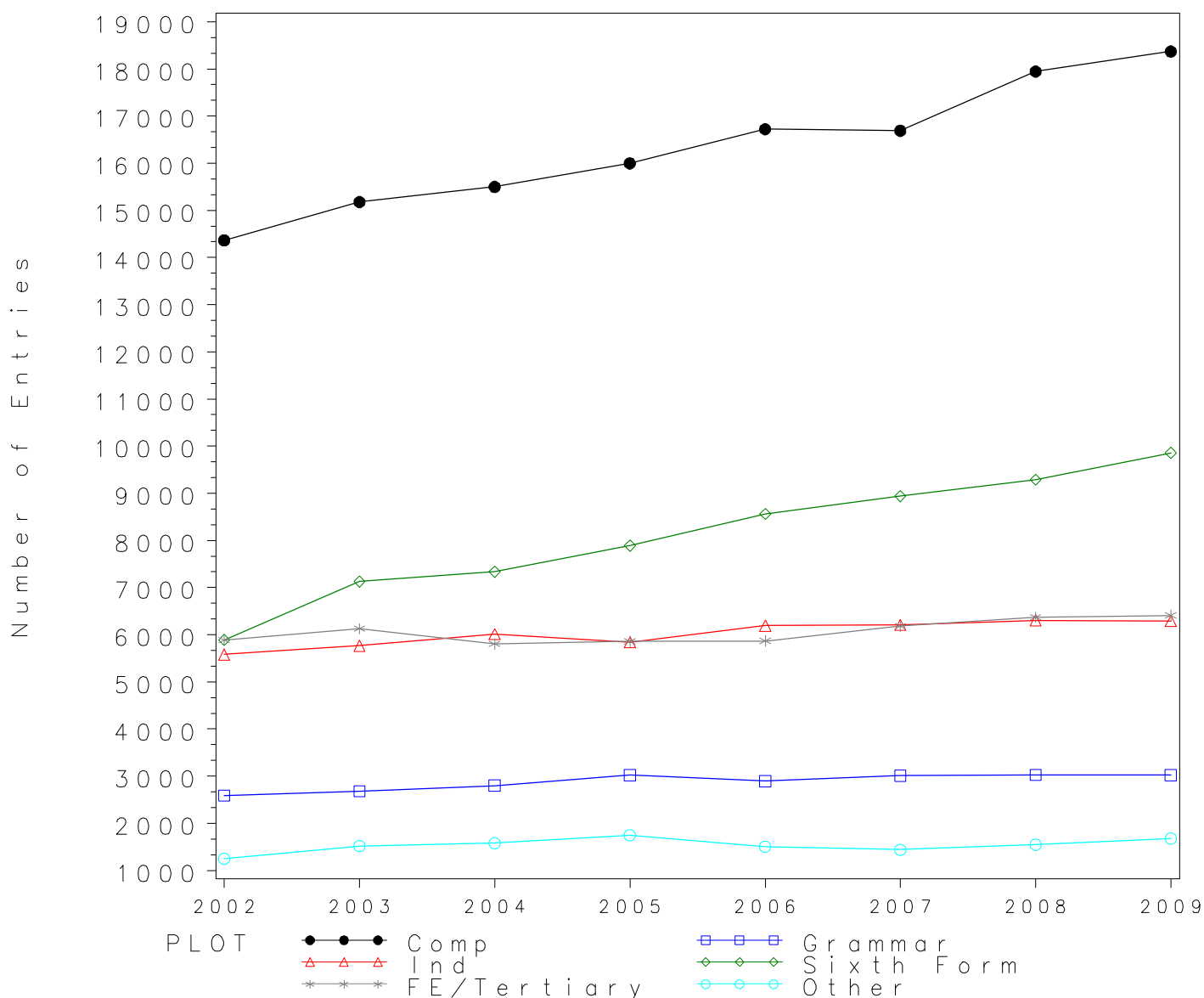
Cumulative % at Grade E by school type



Numbers of GCE A Level entries in ART by school type 2002- 2009

sctype	2002	2003	2004	2005	2006	2007	2008	2009
Comprehensive	14365	15178	15500	15998	16723	16690	17946	18371
Grammar	2589	2683	2800	3025	2896	3009	3028	3021
Independent	5585	5769	6015	5841	6191	6213	6306	6291
Sixth Form	5891	7128	7334	7887	8564	8941	9290	9858
FE/Tertiary	5887	6131	5805	5859	5868	6181	6374	6410
Academy	405
Other	1249	1520	1579	1749	1505	1440	1547	1681

GCE A Level ART Entries by school type 2002–2009



*GCE A Level ART Grade A by school type 2002- 2009
Cumulative Percentages*

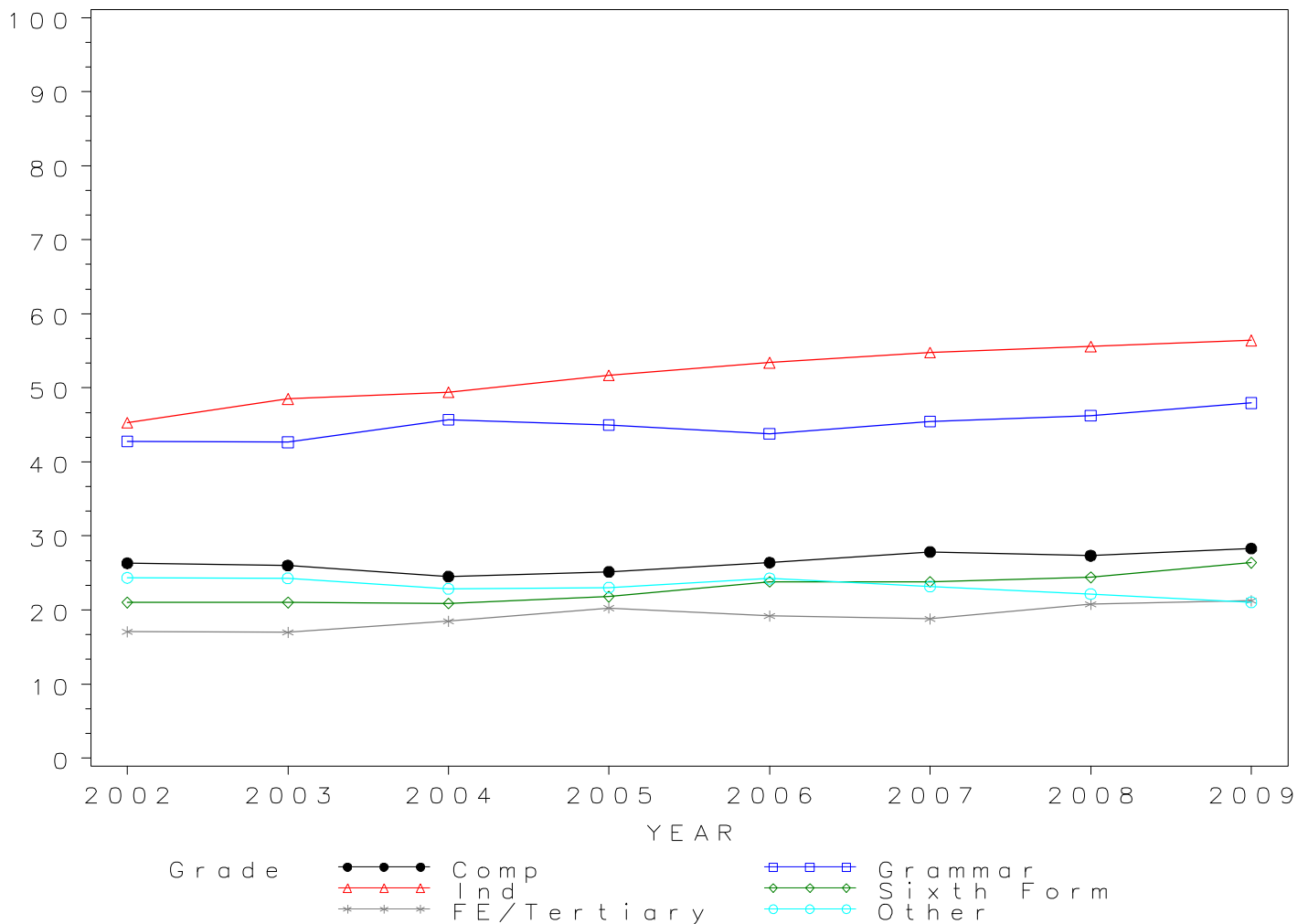
schtype	2002	2003	2004	2005	2006	2007	2008	2009
Comprehensive	26.31	26.01	24.54	25.17	26.39	27.86	27.34	28.30
Grammar	42.76	42.68	45.71	44.99	43.82	45.46	46.24	47.96
Independent	45.30	48.50	49.40	51.70	53.40	54.80	55.60	56.40
Sixth Form	21.00	21.00	20.90	21.80	23.80	23.80	24.40	26.40
FE/Tertiary	17.05	17.00	18.48	20.24	19.21	18.80	20.76	21.26
Academy	20.74
Other	24.34	24.28	22.86	23.04	24.25	23.19	22.17	21.06

Cumulative Numbers

schtype	2002	2003	2004	2005	2006	2007	2008	2009
Comprehensive	3780	3948	3803	4026	4414	4649	4906	5199
Grammar	1107	1145	1280	1361	1269	1368	1400	1449
Independent	2530	2798	2971	3020	3306	3405	3506	3548
Sixth Form	1237	1497	1533	1719	2038	2128	2267	2603
FE/Tertiary	1004	1042	1073	1186	1127	1162	1323	1363
Academy	84
Other	304	369	361	403	365	334	343	354

GCE A Level ART 2002–2009

Cumulative % at Grade A by school type



*GCE A Level ART Grade B by school type 2002- 2009
Cumulative Percentages*

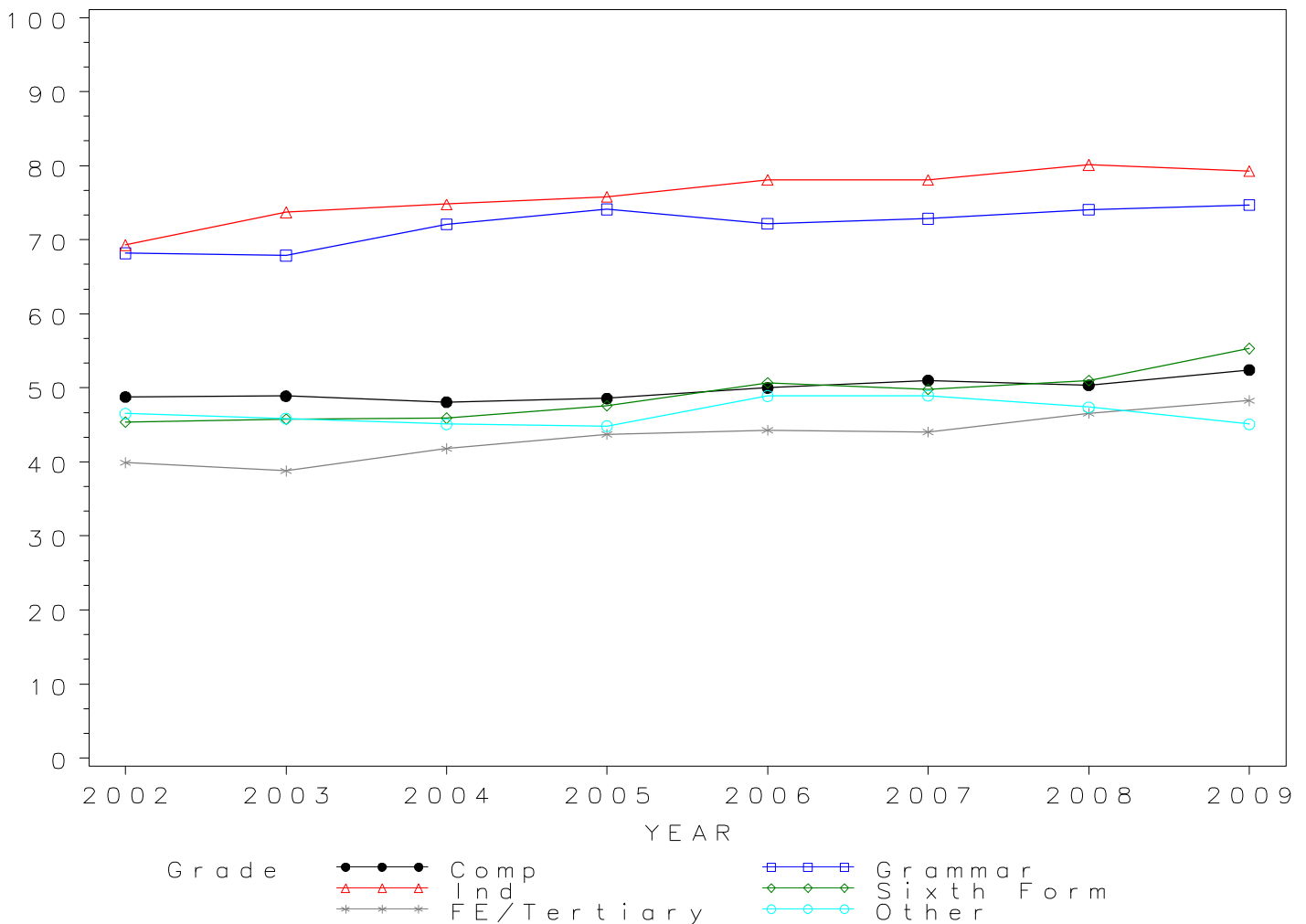
sctype	2002	2003	2004	2005	2006	2007	2008	2009
Comprehensive	48.76	48.89	48.06	48.57	50.00	50.99	50.35	52.43
Grammar	68.17	67.87	72.11	74.12	72.17	72.85	74.08	74.71
Independent	69.30	73.70	74.80	75.80	78.10	78.10	80.10	79.30
Sixth Form	45.40	45.80	45.90	47.60	50.70	49.80	51.00	55.30
FE/Tertiary	39.90	38.80	41.77	43.73	44.27	44.05	46.56	48.28
Academy	44.44
Other	46.52	45.86	45.09	44.83	48.90	48.96	47.38	45.09

Cumulative Numbers

sctype	2002	2003	2004	2005	2006	2007	2008	2009
Comprehensive	7005	7420	7450	7770	8361	8510	9035	9632
Grammar	1765	1821	2019	2242	2090	2192	2243	2257
Independent	3870	4252	4499	4427	4835	4852	5051	4989
Sixth Form	2675	3265	3366	3754	4342	4453	4738	5451
FE/Tertiary	2349	2379	2425	2562	2598	2723	2968	3095
Academy	180
Other	581	697	712	784	736	705	733	758

GCE A Level ART 2002–2009

Cumulative % at Grade B by school type



*GCE A Level ART Grade C by school type 2002- 2009
Cumulative Percentages*

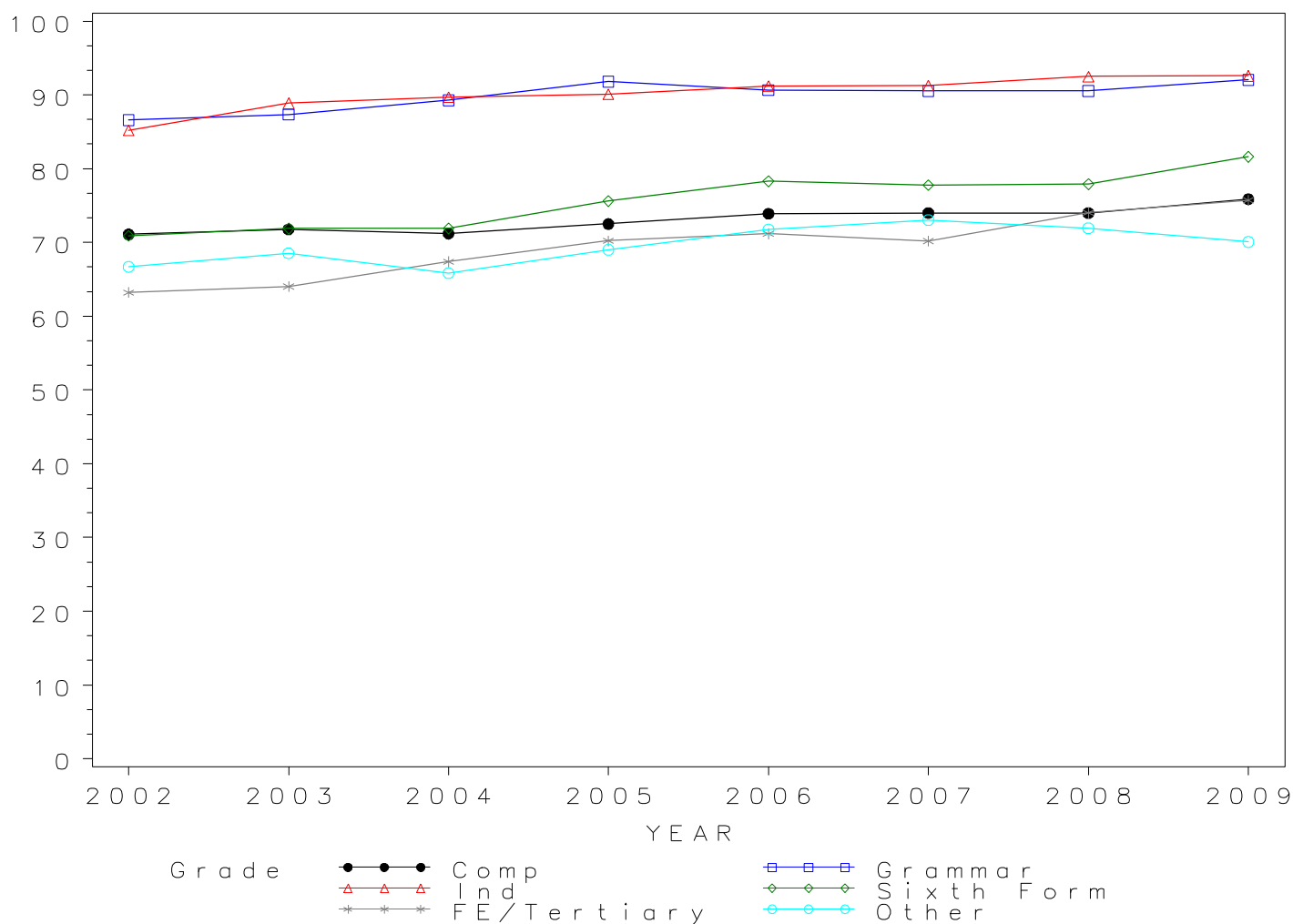
schtype	2002	2003	2004	2005	2006	2007	2008	2009
Comprehensive	71.10	71.76	71.20	72.52	73.89	74.01	73.98	75.86
Grammar	86.60	87.33	89.29	91.80	90.64	90.53	90.55	92.06
Independent	85.20	88.90	89.70	90.10	91.20	91.30	92.50	92.60
Sixth Form	70.90	71.90	71.90	75.60	78.30	77.80	77.90	81.60
FE/Tertiary	63.22	64.05	67.39	70.22	71.18	70.18	74.02	75.73
Academy	66.67
Other	66.69	68.55	65.86	69.01	71.76	73.06	71.95	70.08

Cumulative Numbers

schtype	2002	2003	2004	2005	2006	2007	2008	2009
Comprehensive	10214	10892	11036	11601	12357	12352	13276	13936
Grammar	2242	2343	2500	2777	2625	2724	2742	2781
Independent	4758	5129	5395	5263	5646	5672	5833	5825
Sixth Form	4177	5125	5273	5963	6706	6956	7237	8044
FE/Tertiary	3722	3927	3912	4114	4177	4338	4718	4854
Academy	270
Other	833	1042	1040	1207	1080	1052	1113	1178

GCE A Level ART 2002–2009

Cumulative % at Grade C by school type



*GCE A Level ART Grade D by school type 2002- 2009
Cumulative Percentages*

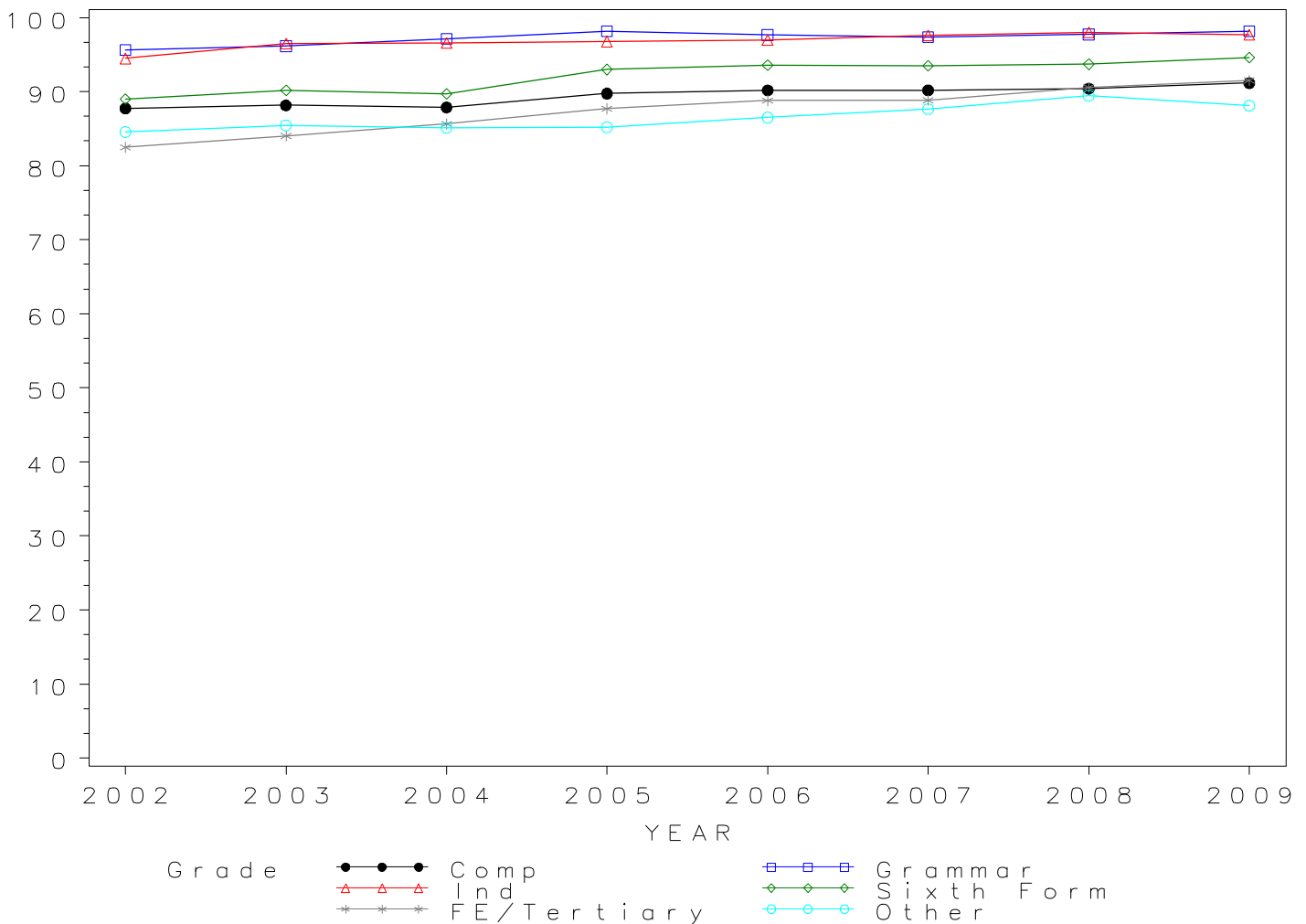
schtype	2002	2003	2004	2005	2006	2007	2008	2009
Comprehensive	87.73	88.16	87.86	89.75	90.17	90.19	90.40	91.17
Grammar	95.64	96.16	97.14	98.18	97.65	97.37	97.72	98.18
Independent	94.50	96.50	96.60	96.80	97.00	97.60	98.00	97.70
Sixth Form	89.00	90.20	89.70	93.00	93.60	93.50	93.70	94.60
FE/Tertiary	82.47	84.03	85.65	87.71	88.82	88.84	90.57	91.51
Academy	83.21
Other	84.55	85.46	85.12	85.19	86.51	87.64	89.46	88.10

Cumulative Numbers

schtype	2002	2003	2004	2005	2006	2007	2008	2009
Comprehensive	12603	13381	13619	14358	15079	15053	16223	16748
Grammar	2476	2580	2720	2970	2828	2930	2959	2966
Independent	5278	5567	5810	5654	6005	6064	6180	6146
Sixth Form	5243	6429	6579	7335	8016	8360	8705	9326
FE/Tertiary	4855	5152	4972	5139	5212	5491	5773	5866
Academy	337
Other	1056	1299	1344	1490	1302	1262	1384	1481

GCE A Level ART 2002–2009

Cumulative % at Grade D by school type



*GCE A Level ART Grade E by school type 2002- 2009
Cumulative Percentages*

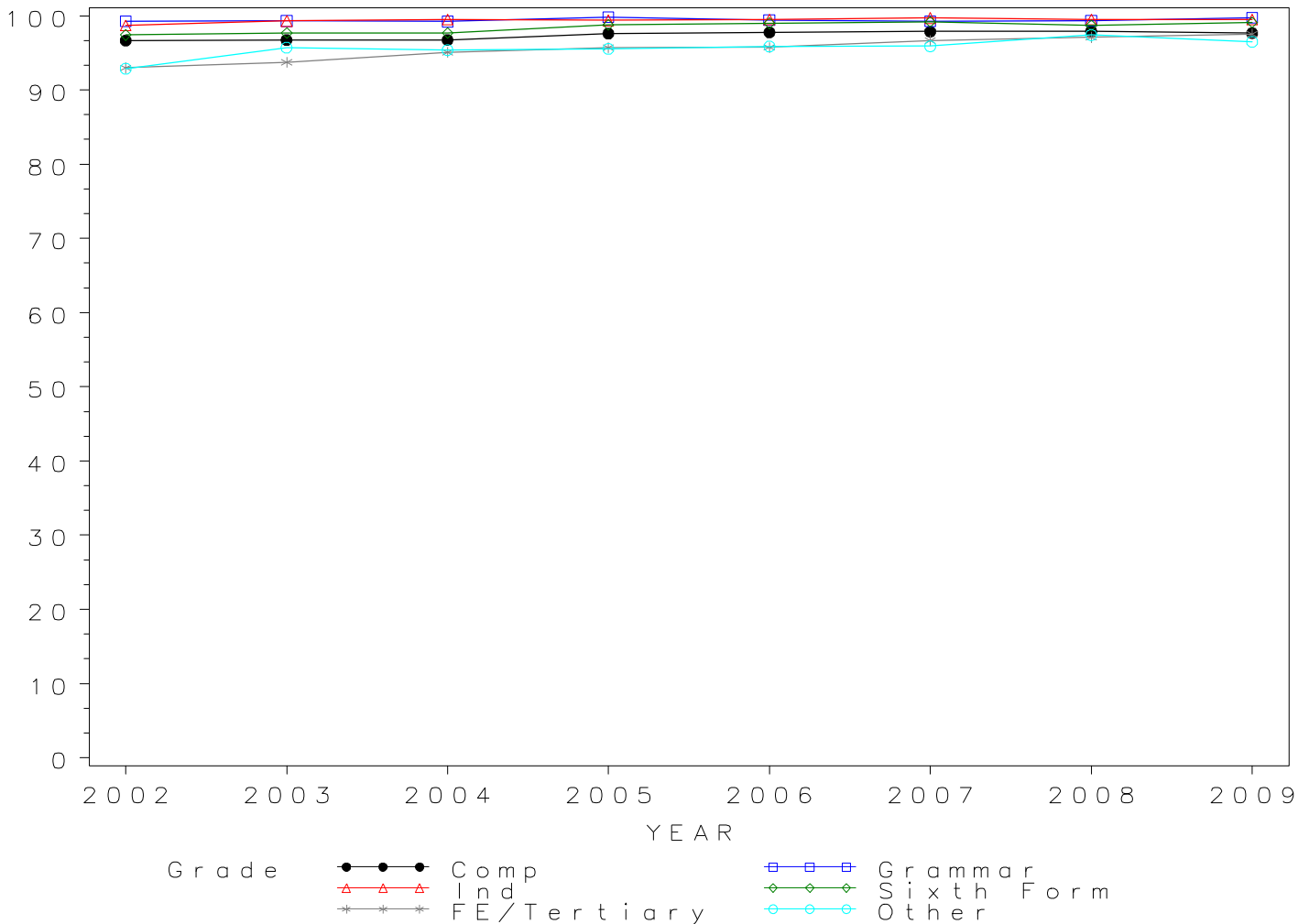
schtype	2002	2003	2004	2005	2006	2007	2008	2009
Comprehensive	96.67	96.74	96.75	97.61	97.78	97.88	97.90	97.67
Grammar	99.27	99.33	99.25	99.83	99.45	99.27	99.34	99.74
Independent	98.70	99.30	99.50	99.40	99.50	99.70	99.50	99.50
Sixth Form	97.40	97.70	97.70	98.80	99.00	99.20	98.70	99.10
FE/Tertiary	93.00	93.75	95.07	95.72	95.74	96.67	97.11	97.55
Academy	93.09
Other	92.87	95.72	95.38	95.54	95.88	95.90	97.41	96.49

Cumulative Numbers

schtype	2002	2003	2004	2005	2006	2007	2008	2009
Comprehensive	13886	14683	14997	15615	16352	16336	17569	17943
Grammar	2570	2665	2779	3020	2880	2987	3008	3013
Independent	5512	5729	5985	5806	6160	6194	6274	6260
Sixth Form	5738	6964	7165	7792	8478	8869	9169	9769
FE/Tertiary	5475	5748	5519	5608	5618	5975	6190	6253
Academy	377
Other	1160	1455	1506	1671	1443	1381	1507	1622

GCE A Level ART 2002–2009

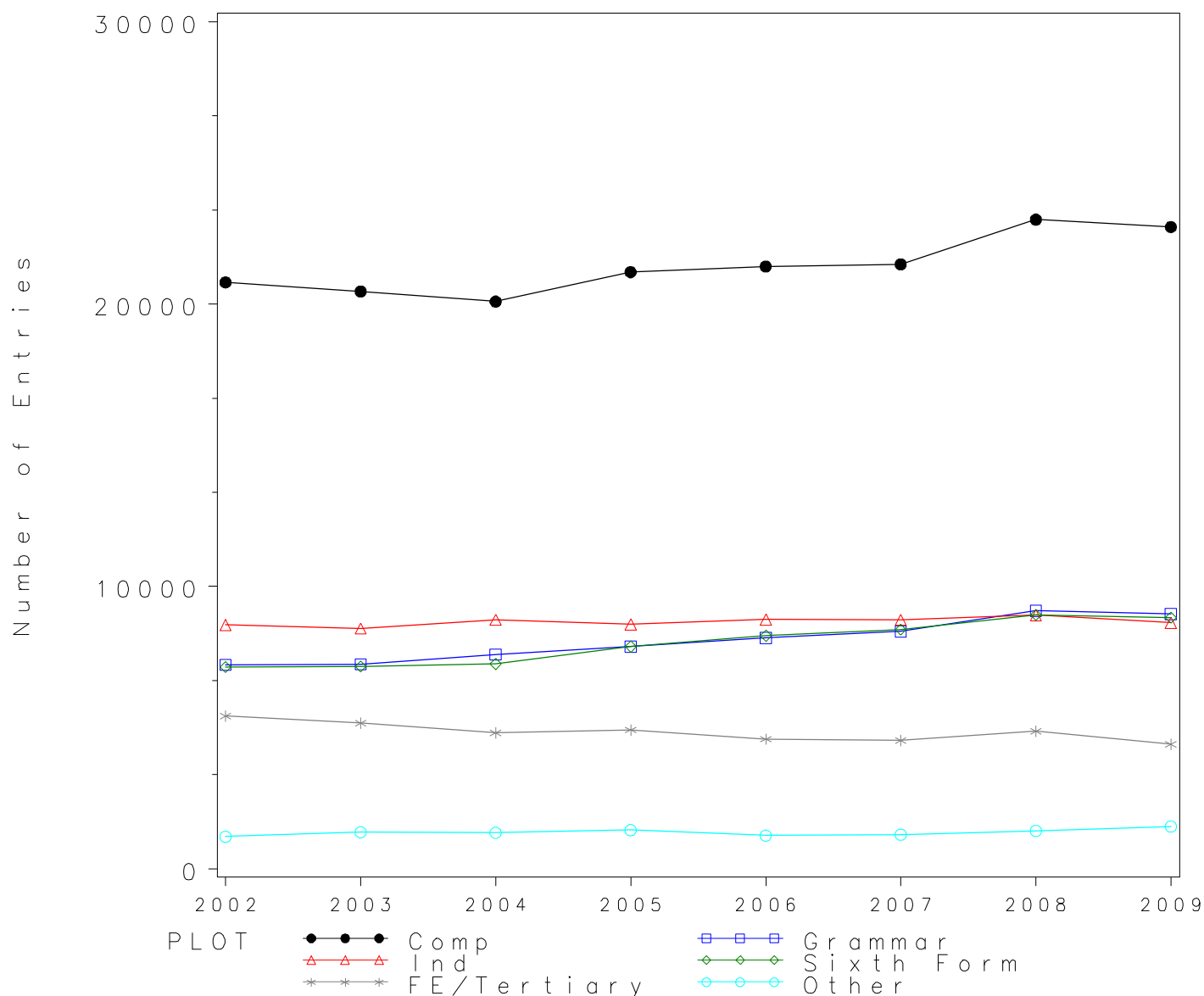
Cumulative % at Grade E by school type



Numbers of GCE A Level entries in BIOLOGY by school type 2002- 2009

schtype	2002	2003	2004	2005	2006	2007	2008	2009
Comprehensive	20770	20447	20092	21133	21334	21413	22993	22731
Grammar	7224	7247	7587	7871	8172	8403	9133	9020
Independent	8633	8514	8820	8654	8832	8817	8989	8711
Sixth Form	7145	7169	7250	7868	8252	8474	8990	8895
FE/Tertiary	5407	5158	4812	4914	4593	4546	4867	4408
Academy	439
Other	1137	1294	1275	1369	1176	1207	1344	1496

GCE A Level BIOLOGY Entries by school type 2002–2009



*GCE A Level BIOLOGY Grade A by school type 2002- 2009
Cumulative Percentages*

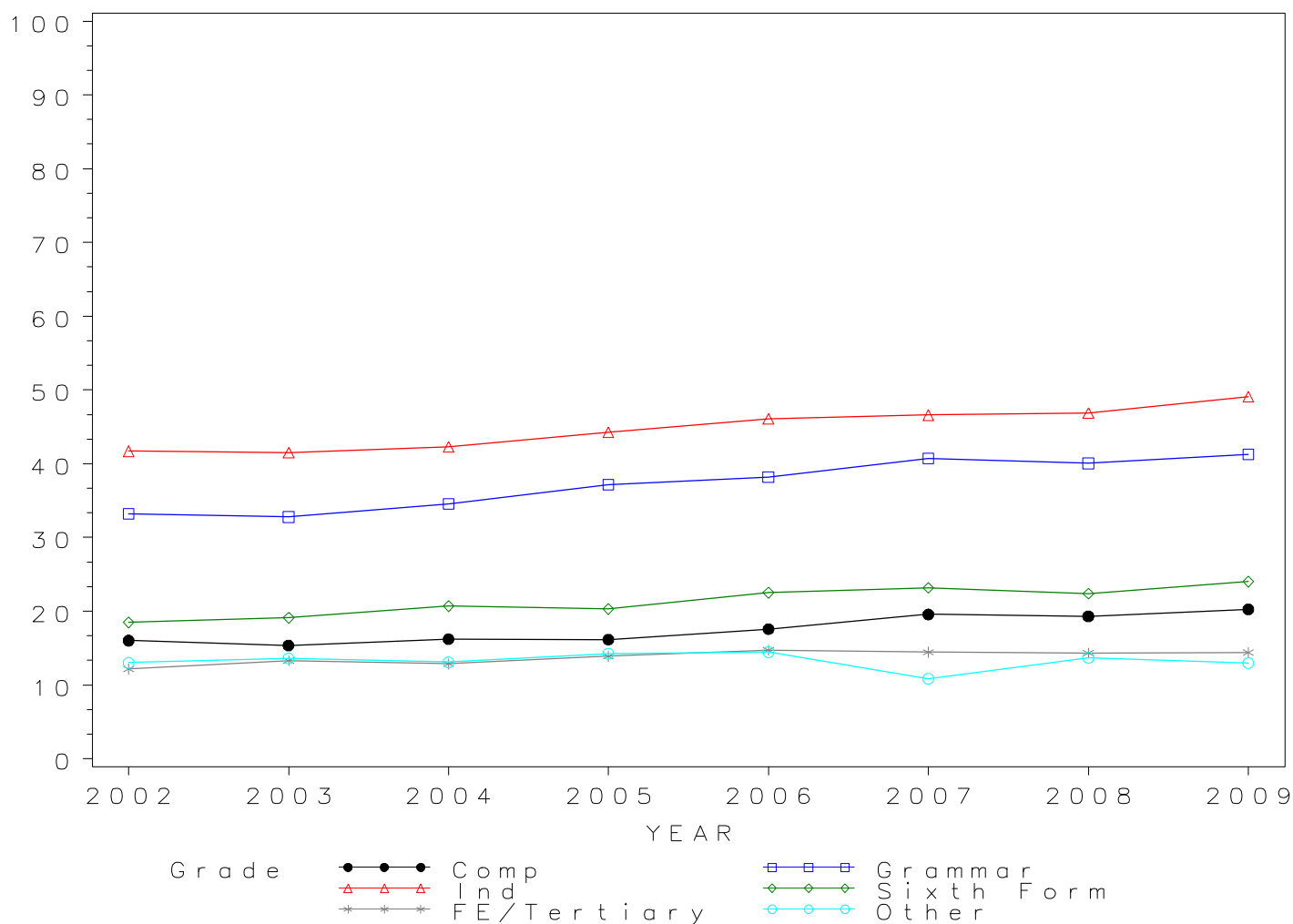
schtype	2002	2003	2004	2005	2006	2007	2008	2009
Comprehensive	16.03	15.37	16.21	16.17	17.59	19.57	19.30	20.25
Grammar	33.21	32.79	34.55	37.15	38.20	40.72	40.05	41.30
Independent	41.70	41.50	42.30	44.30	46.10	46.60	46.90	49.10
Sixth Form	18.50	19.10	20.70	20.30	22.50	23.20	22.40	24.00
FE/Tertiary	12.15	13.32	12.86	13.90	14.72	14.45	14.32	14.43
Academy	20.96
Other	13.02	13.60	13.10	14.24	14.46	10.85	13.69	12.97

Cumulative Numbers

schtype	2002	2003	2004	2005	2006	2007	2008	2009
Comprehensive	3329	3142	3257	3417	3753	4191	4438	4603
Grammar	2399	2376	2621	2924	3122	3422	3658	3725
Independent	3600	3533	3731	3834	4072	4109	4216	4277
Sixth Form	1322	1369	1501	1597	1857	1966	2014	2135
FE/Tertiary	657	687	619	683	676	657	697	636
Academy	92
Other	148	176	167	195	170	131	184	194

GCE A Level BIOLOGY 2002–2009

Cumulative % at Grade A by school type



*GCE A Level BIOLOGY Grade B by school type 2002- 2009
Cumulative Percentages*

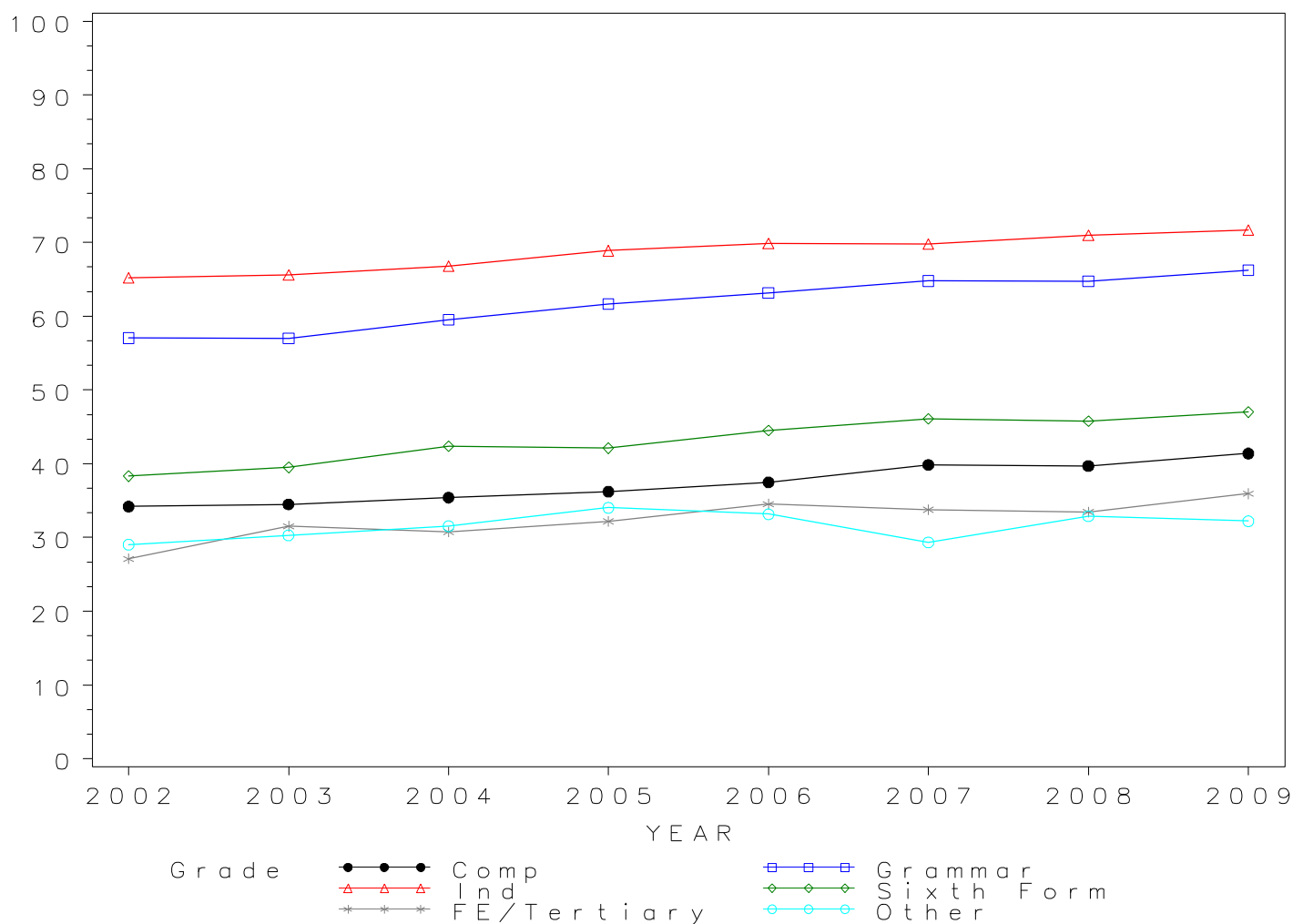
schtype	2002	2003	2004	2005	2006	2007	2008	2009
Comprehensive	34.20	34.50	35.41	36.21	37.48	39.84	39.70	41.39
Grammar	57.05	57.00	59.54	61.64	63.17	64.79	64.75	66.24
Independent	65.20	65.60	66.80	68.90	69.90	69.80	71.00	71.70
Sixth Form	38.30	39.50	42.40	42.10	44.50	46.10	45.80	47.00
FE/Tertiary	27.11	31.50	30.78	32.19	34.53	33.77	33.47	35.93
Academy	41.23
Other	29.02	30.29	31.53	34.04	33.16	29.33	32.89	32.22

Cumulative Numbers

schtype	2002	2003	2004	2005	2006	2007	2008	2009
Comprehensive	7104	7054	7114	7653	7996	8531	9128	9409
Grammar	4121	4131	4517	4852	5162	5444	5914	5975
Independent	5629	5585	5892	5963	6174	6154	6382	6246
Sixth Form	2737	2832	3074	3312	3672	3907	4117	4181
FE/Tertiary	1466	1625	1481	1582	1586	1535	1629	1584
Academy	181
Other	330	392	402	466	390	354	442	482

GCE A Level BIOLOGY 2002–2009

Cumulative % at Grade B by school type



*GCE A Level BIOLOGY Grade C by school type 2002-2009
Cumulative Percentages*

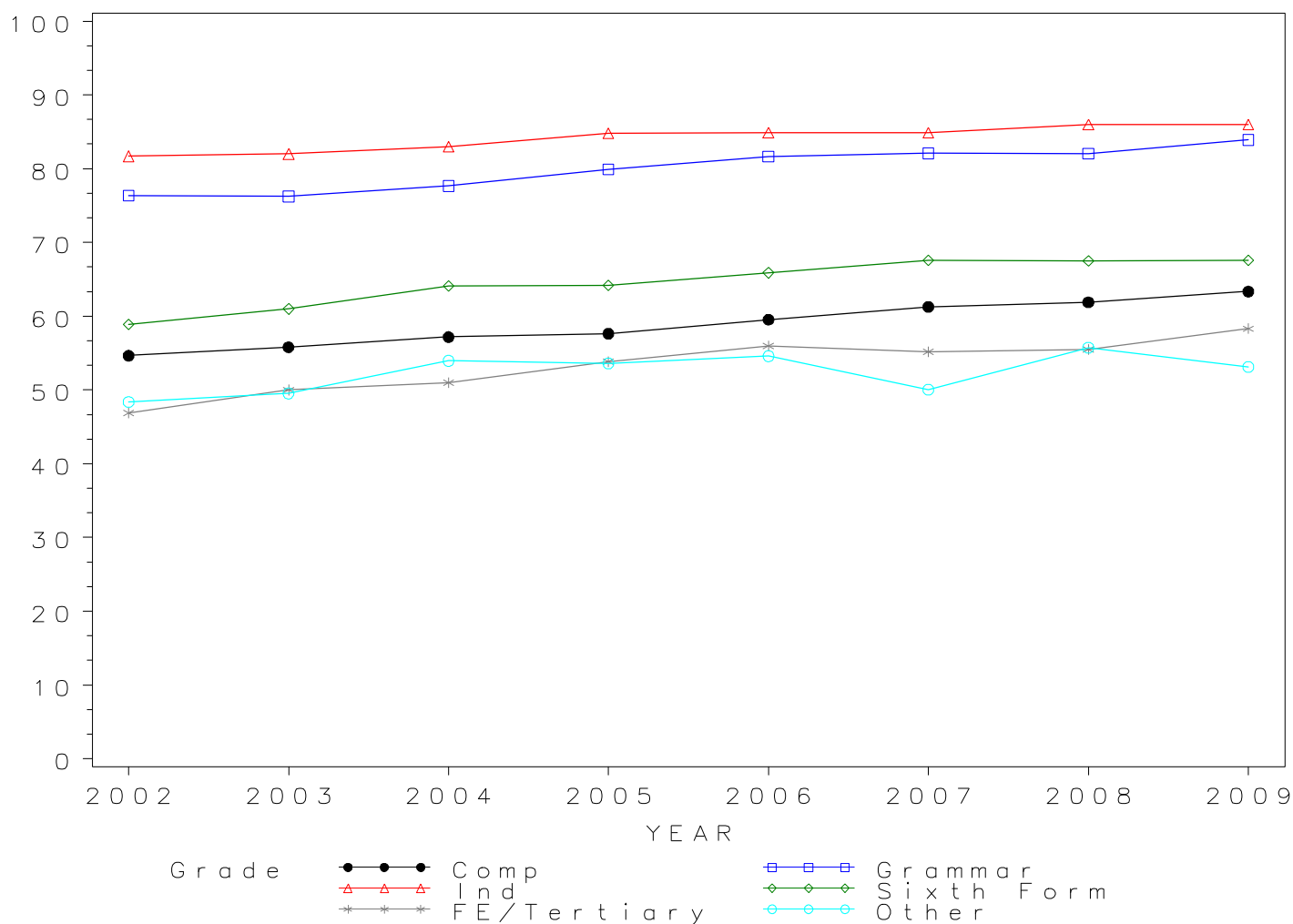
schtype	2002	2003	2004	2005	2006	2007	2008	2009
Comprehensive	54.66	55.79	57.18	57.63	59.55	61.26	61.88	63.35
Grammar	76.34	76.25	77.67	79.93	81.64	82.09	82.07	83.89
Independent	81.70	82.00	83.00	84.80	84.90	84.90	86.00	86.00
Sixth Form	58.90	61.00	64.10	64.20	65.90	67.60	67.50	67.60
FE/Tertiary	46.90	50.00	51.00	53.83	55.98	55.19	55.52	58.33
Academy	63.55
Other	48.37	49.54	53.96	53.62	54.59	50.04	55.73	53.14

Cumulative Numbers

schtype	2002	2003	2004	2005	2006	2007	2008	2009
Comprehensive	11352	11408	11489	12180	12704	13117	14228	14401
Grammar	5515	5526	5893	6291	6672	6898	7495	7567
Independent	7053	6981	7321	7339	7498	7486	7731	7491
Sixth Form	4208	4373	4647	5051	5438	5728	6068	6013
FE/Tertiary	2536	2579	2454	2645	2571	2509	2702	2571
Academy	279
Other	550	641	688	734	642	604	749	795

GCE A Level BIOLOGY 2002–2009

Cumulative % at Grade C by school type



*GCE A Level BIOLOGY Grade D by school type 2002- 2009
Cumulative Percentages*

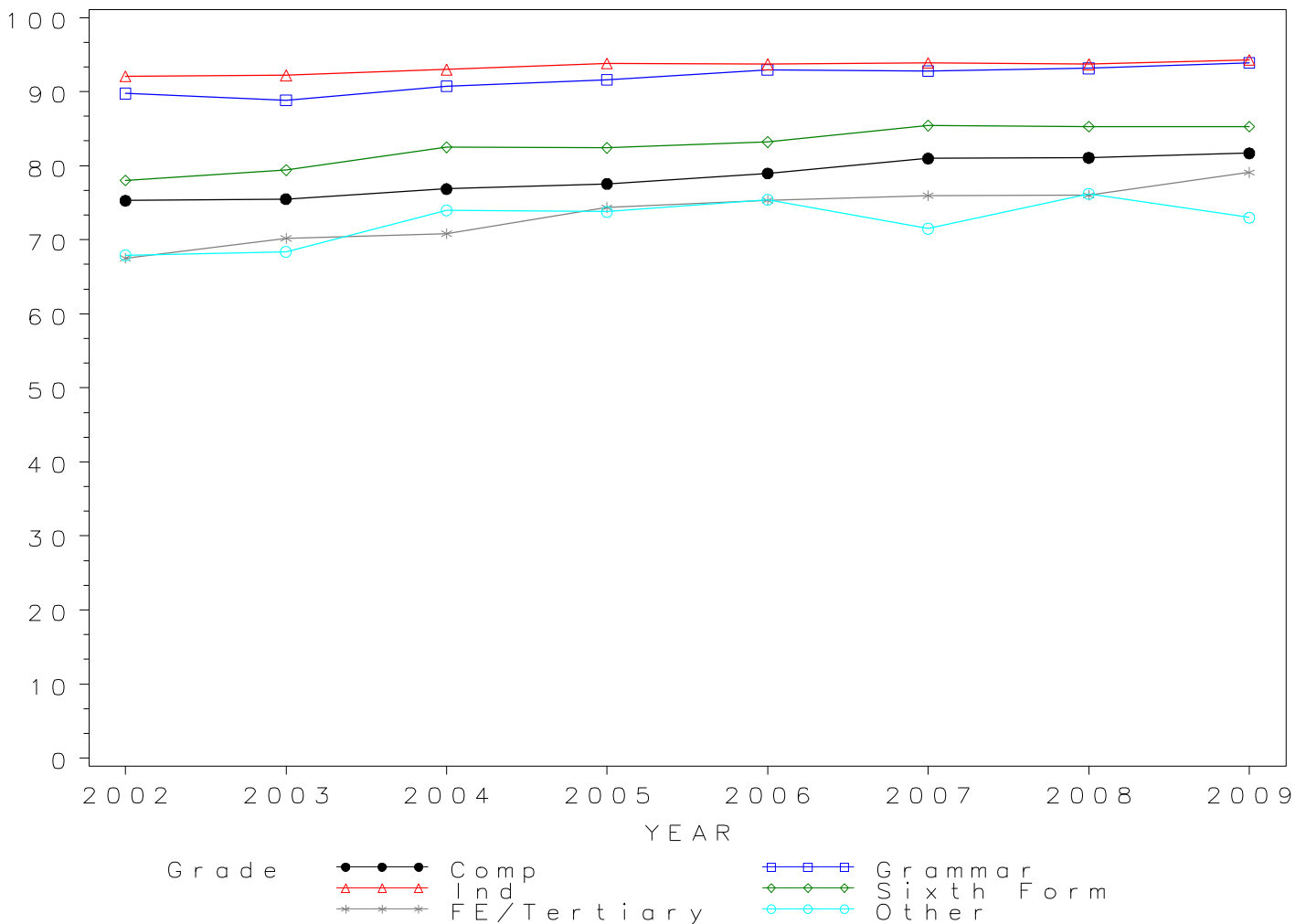
schtype	2002	2003	2004	2005	2006	2007	2008	2009
Comprehensive	75.29	75.49	76.86	77.53	78.95	80.98	81.06	81.69
Grammar	89.77	88.84	90.75	91.60	92.94	92.79	93.17	93.88
Independent	92.10	92.20	93.00	93.80	93.70	93.90	93.70	94.30
Sixth Form	78.00	79.40	82.50	82.40	83.20	85.40	85.30	85.30
FE/Tertiary	67.52	70.18	70.82	74.34	75.33	75.98	76.02	79.08
Academy	83.14
Other	67.90	68.39	73.96	73.78	75.43	71.50	76.19	72.99

Cumulative Numbers

schtype	2002	2003	2004	2005	2006	2007	2008	2009
Comprehensive	15637	15435	15442	16385	16843	17340	18639	18568
Grammar	6485	6438	6885	7210	7595	7797	8509	8468
Independent	7951	7850	8203	8117	8276	8279	8423	8214
Sixth Form	5573	5692	5981	6483	6866	7237	7668	7587
FE/Tertiary	3651	3620	3408	3653	3460	3454	3700	3486
Academy	365
Other	772	885	943	1010	887	863	1024	1092

GCE A Level BIOLOGY 2002–2009

Cumulative % at Grade D by school type



*GCE A Level BIOLOGY Grade E by school type 2002- 2009
Cumulative Percentages*

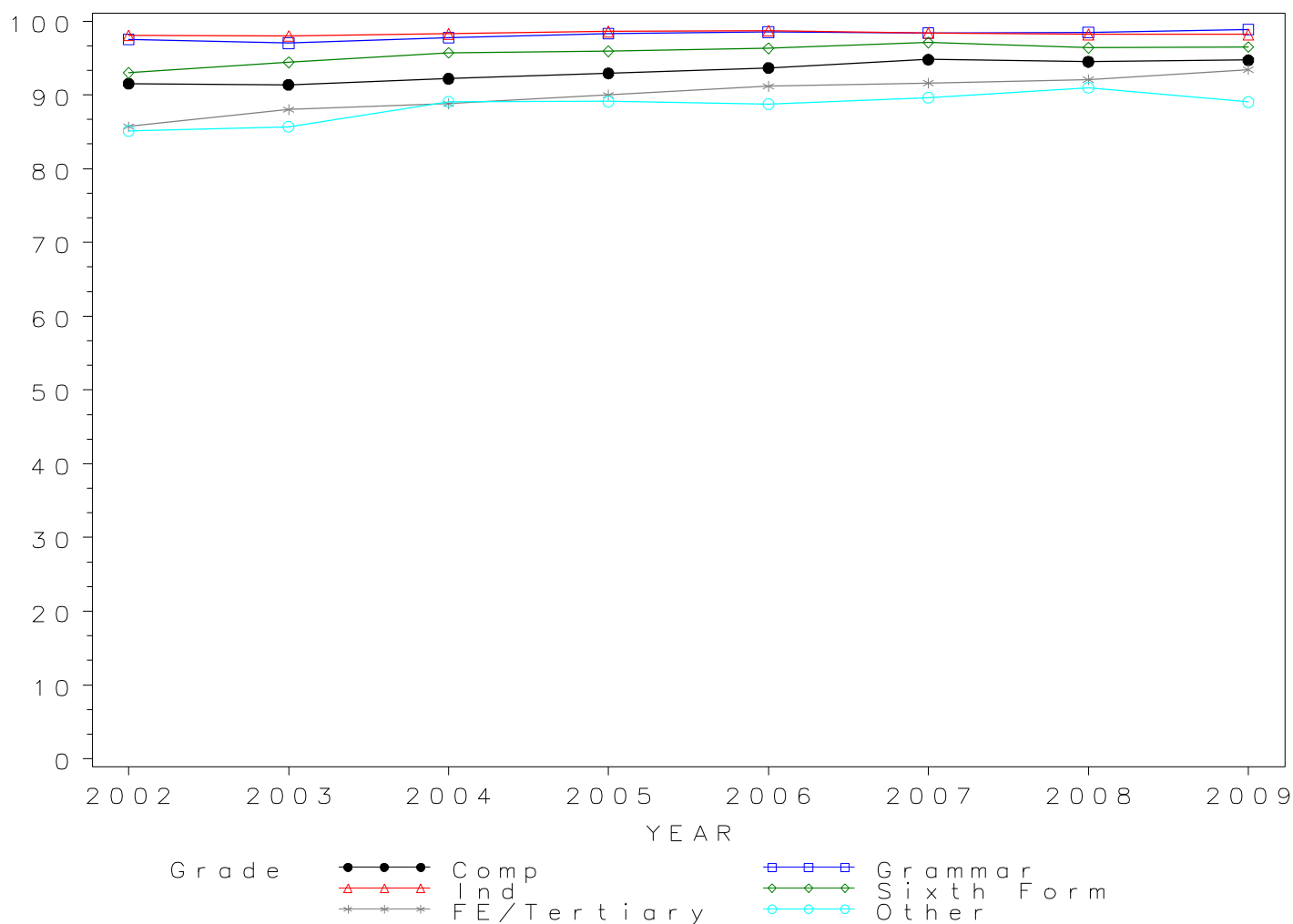
schtype	2002	2003	2004	2005	2006	2007	2008	2009
Comprehensive	91.54	91.36	92.20	92.92	93.67	94.79	94.50	94.72
Grammar	97.54	97.01	97.76	98.34	98.53	98.39	98.48	98.89
Independent	98.10	98.00	98.30	98.60	98.70	98.40	98.20	98.20
Sixth Form	93.00	94.40	95.70	95.90	96.30	97.10	96.40	96.50
FE/Tertiary	85.70	88.00	88.80	89.99	91.18	91.60	92.07	93.42
Academy	94.31
Other	85.14	85.70	89.10	89.12	88.78	89.64	91.00	89.04

Cumulative Numbers

schtype	2002	2003	2004	2005	2006	2007	2008	2009
Comprehensive	19013	18681	18525	19637	19983	20298	21728	21531
Grammar	7046	7030	7417	7740	8052	8268	8994	8920
Independent	8469	8344	8670	8533	8717	8676	8827	8554
Sixth Form	6645	6768	6938	7545	7947	8228	8666	8584
FE/Tertiary	4634	4539	4273	4422	4188	4164	4481	4118
Academy	414
Other	968	1109	1136	1220	1044	1082	1223	1332

GCE A Level BIOLOGY 2002–2009

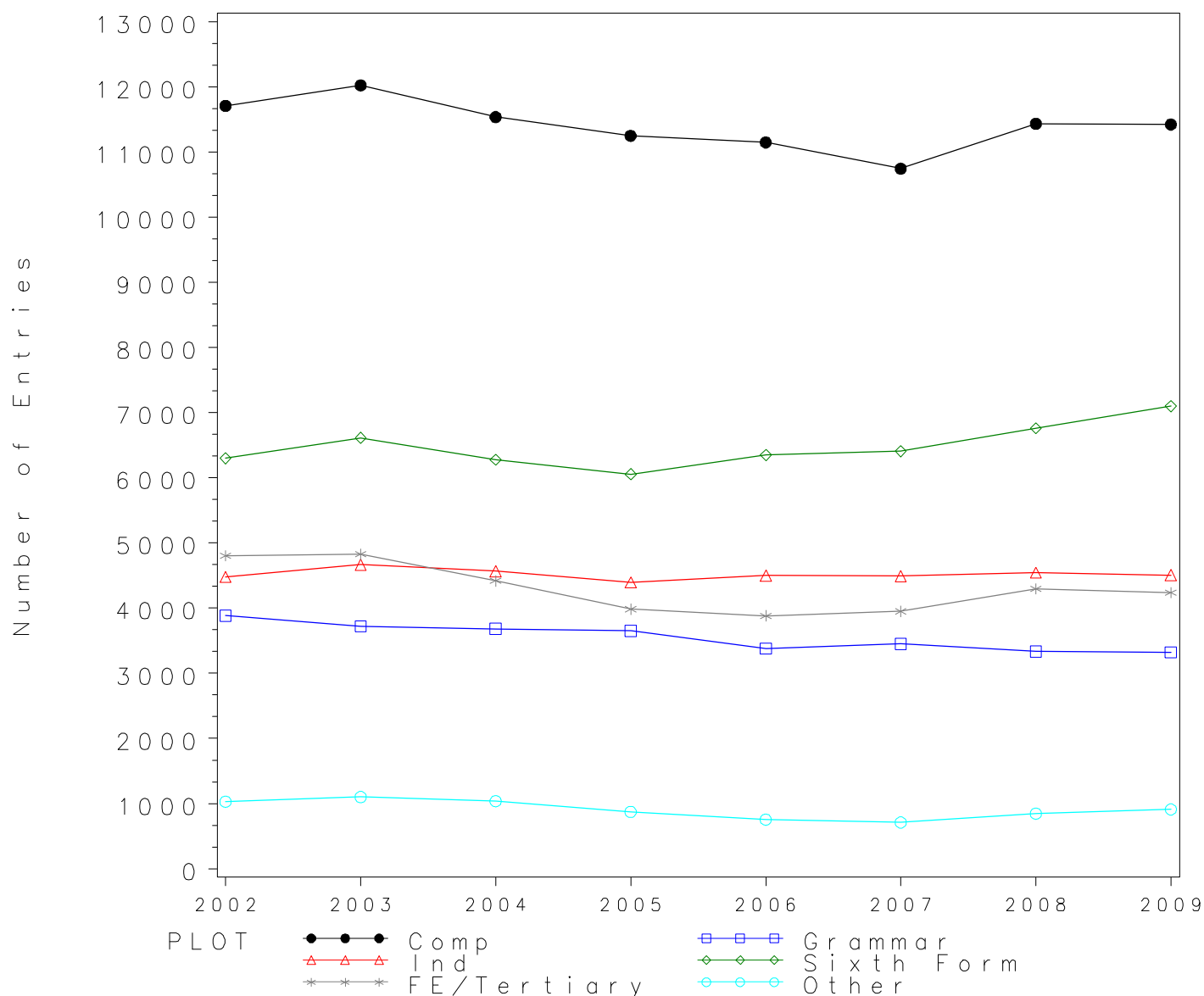
Cumulative % at Grade E by school type



Numbers of GCE A Level entries in BUSINESS STUDIES by school type 2002- 2009

sctype	2002	2003	2004	2005	2006	2007	2008	2009
Comprehensive	11709	12024	11538	11250	11148	10746	11434	11423
Grammar	3883	3721	3682	3653	3380	3451	3334	3321
Independent	4481	4667	4566	4396	4501	4492	4546	4507
Sixth Form	6302	6614	6278	6056	6351	6408	6761	7100
FE/Tertiary	4805	4828	4420	3986	3882	3950	4296	4237
Academy	276
Other	1029	1102	1038	872	754	711	846	911

GCE A Level BUSINESS STUDIES Entries by school type 2002–2009



*GCE A Level BUSINESS STUDIES Grade A by school type 2002- 2009
Cumulative Percentages*

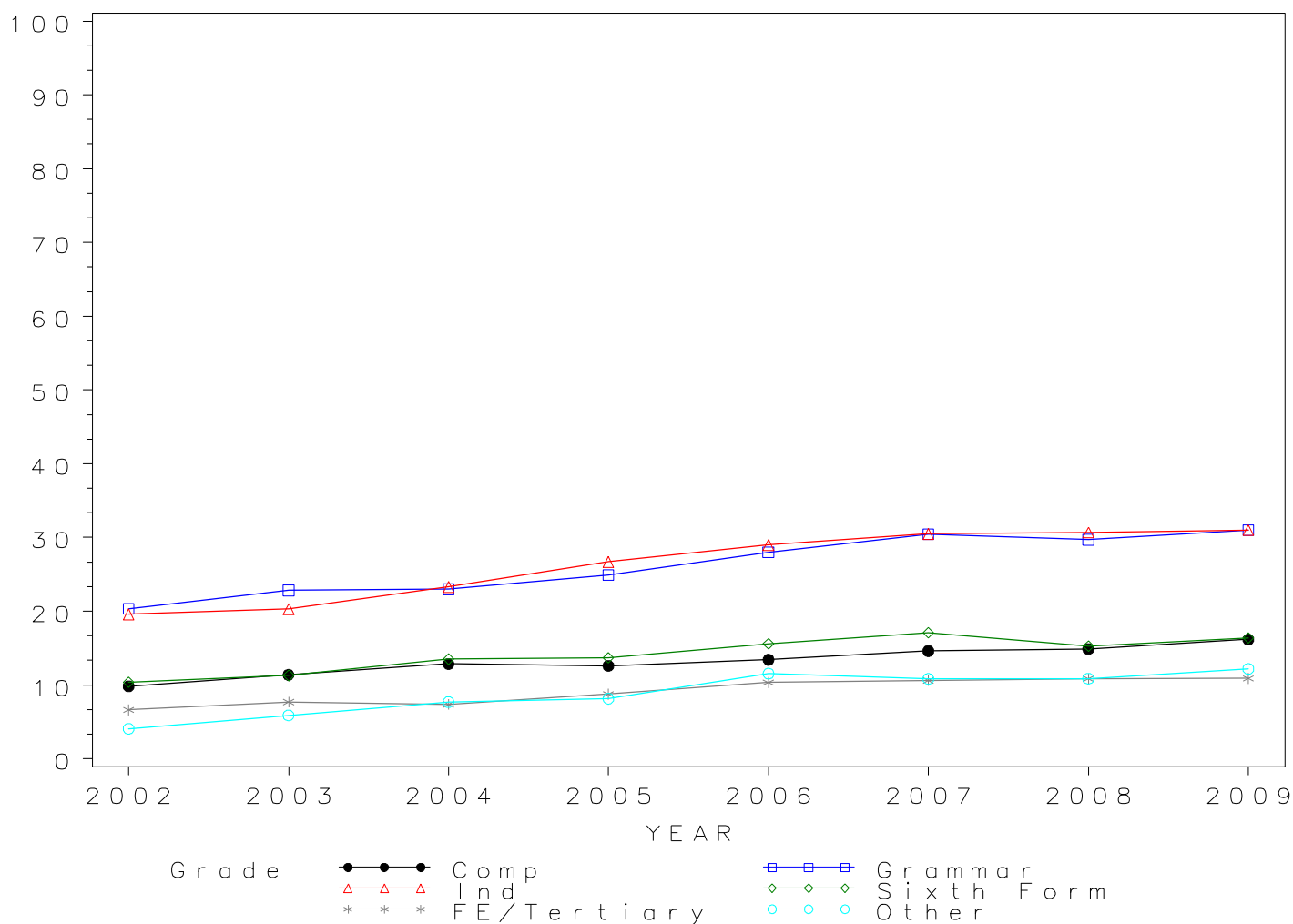
schtype	2002	2003	2004	2005	2006	2007	2008	2009
Comprehensive	9.83	11.38	12.85	12.61	13.43	14.61	14.88	16.18
Grammar	20.35	22.82	22.98	24.91	28.02	30.45	29.69	30.98
Independent	19.60	20.30	23.30	26.70	29.00	30.50	30.70	31.00
Sixth Form	10.40	11.30	13.50	13.70	15.60	17.10	15.30	16.40
FE/Tertiary	6.62	7.68	7.38	8.78	10.33	10.61	10.85	10.90
Academy	13.41
Other	4.08	5.90	7.71	8.14	11.54	10.83	10.87	12.18

Cumulative Numbers

schtype	2002	2003	2004	2005	2006	2007	2008	2009
Comprehensive	1151	1368	1483	1419	1497	1570	1701	1848
Grammar	790	849	846	910	947	1051	990	1029
Independent	878	947	1064	1174	1305	1370	1396	1397
Sixth Form	655	747	848	830	991	1096	1034	1164
FE/Tertiary	318	371	326	350	401	419	466	462
Academy	37
Other	42	65	80	71	87	77	92	111

GCE A Level BUSINESS STUDIES 2002–2009

Cumulative % at Grade A by school type



*GCE A Level BUSINESS STUDIES Grade B by school type 2002- 2009
Cumulative Percentages*

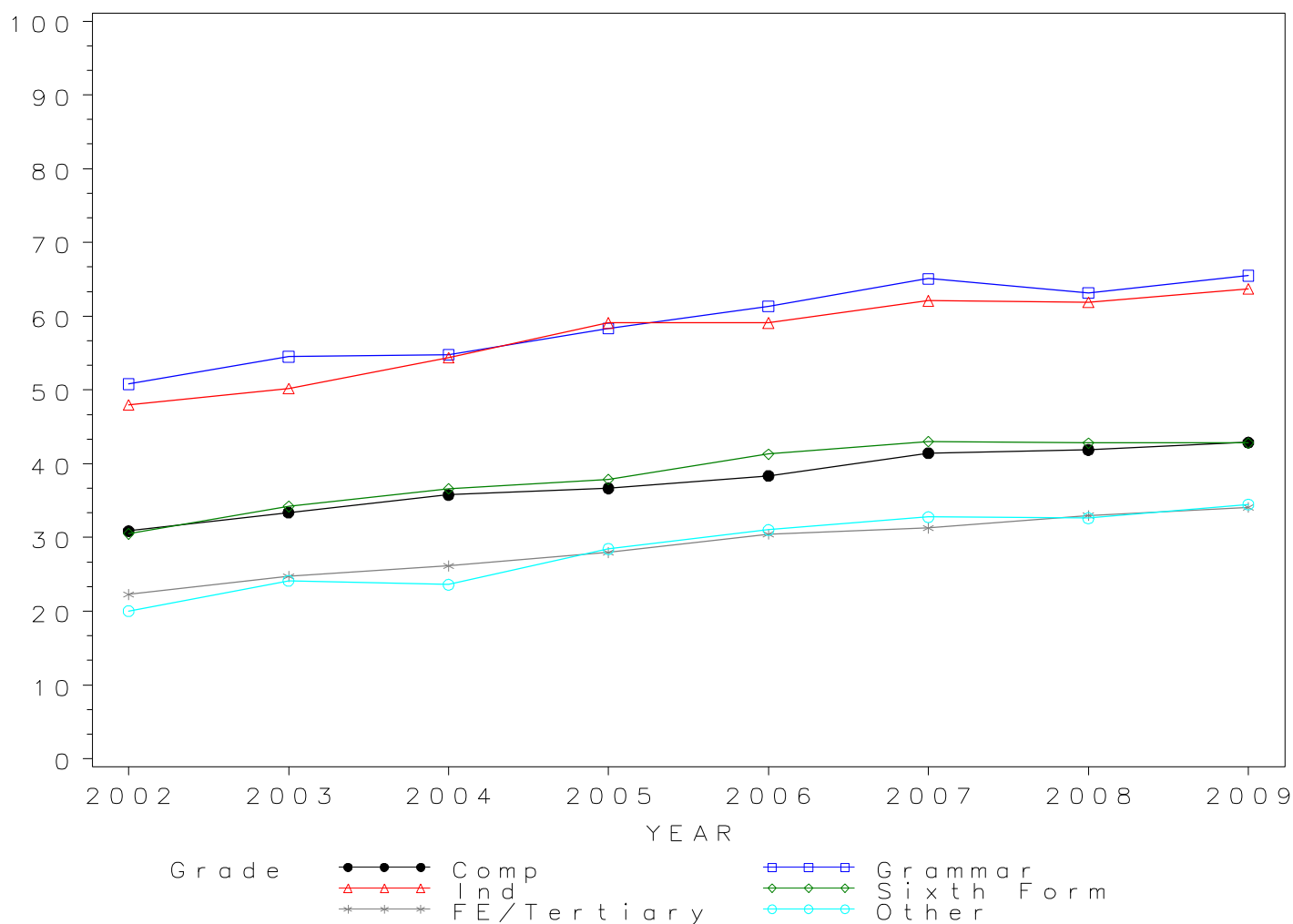
sctype	2002	2003	2004	2005	2006	2007	2008	2009
Comprehensive	30.87	33.37	35.78	36.66	38.36	41.44	41.88	42.89
Grammar	50.79	54.50	54.81	58.36	61.36	65.08	63.17	65.49
Independent	48.00	50.20	54.40	59.10	59.10	62.10	61.90	63.70
Sixth Form	30.50	34.20	36.60	37.90	41.30	43.00	42.80	42.80
FE/Tertiary	22.29	24.73	26.13	27.97	30.45	31.27	32.98	34.10
Academy	44.57
Other	20.02	24.14	23.60	28.44	31.03	32.77	32.62	34.47

Cumulative Numbers

sctype	2002	2003	2004	2005	2006	2007	2008	2009
Comprehensive	3615	4013	4128	4124	4276	4453	4788	4899
Grammar	1972	2028	2018	2132	2074	2246	2106	2175
Independent	2151	2343	2484	2598	2660	2790	2814	2871
Sixth Form	1922	2262	2298	2295	2623	2755	2894	3039
FE/Tertiary	1071	1194	1155	1115	1182	1235	1417	1445
Academy	123
Other	206	266	245	248	234	233	276	314

GCE A Level BUSINESS STUDIES 2002–2009

Cumulative % at Grade B by school type



*GCE A Level BUSINESS STUDIES Grade C by school type 2002- 2009
Cumulative Percentages*

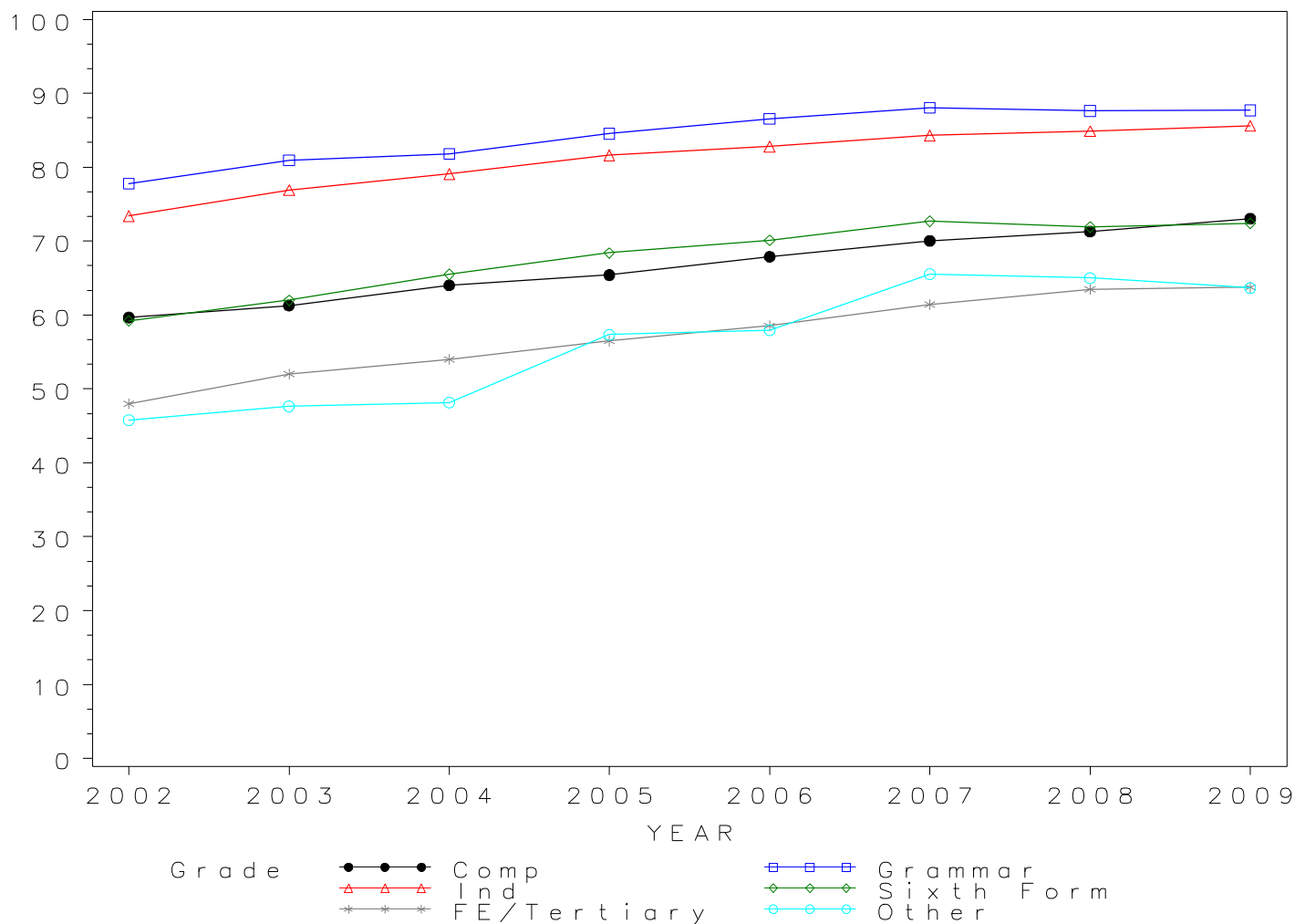
schtype	2002	2003	2004	2005	2006	2007	2008	2009
Comprehensive	59.66	61.29	64.01	65.41	67.88	70.04	71.30	73.05
Grammar	77.77	80.95	81.83	84.53	86.54	88.03	87.61	87.71
Independent	73.40	76.90	79.10	81.60	82.80	84.30	84.90	85.60
Sixth Form	59.20	62.00	65.50	68.40	70.10	72.70	71.90	72.40
FE/Tertiary	47.99	52.03	53.98	56.47	58.55	61.42	63.48	63.77
Academy	71.38
Other	45.77	47.64	48.17	57.34	57.96	65.54	65.01	63.67

Cumulative Numbers

schtype	2002	2003	2004	2005	2006	2007	2008	2009
Comprehensive	6986	7369	7386	7359	7567	7526	8152	8345
Grammar	3020	3012	3013	3088	2925	3038	2921	2913
Independent	3289	3589	3612	3587	3727	3787	3860	3858
Sixth Form	3731	4101	4112	4142	4452	4659	4861	5140
FE/Tertiary	2306	2512	2386	2251	2273	2426	2727	2702
Academy	197
Other	471	525	500	500	437	466	550	580

GCE A Level BUSINESS STUDIES 2002–2009

Cumulative % at Grade C by school type



*GCE A Level BUSINESS STUDIES Grade D by school type 2002- 2009
Cumulative Percentages*

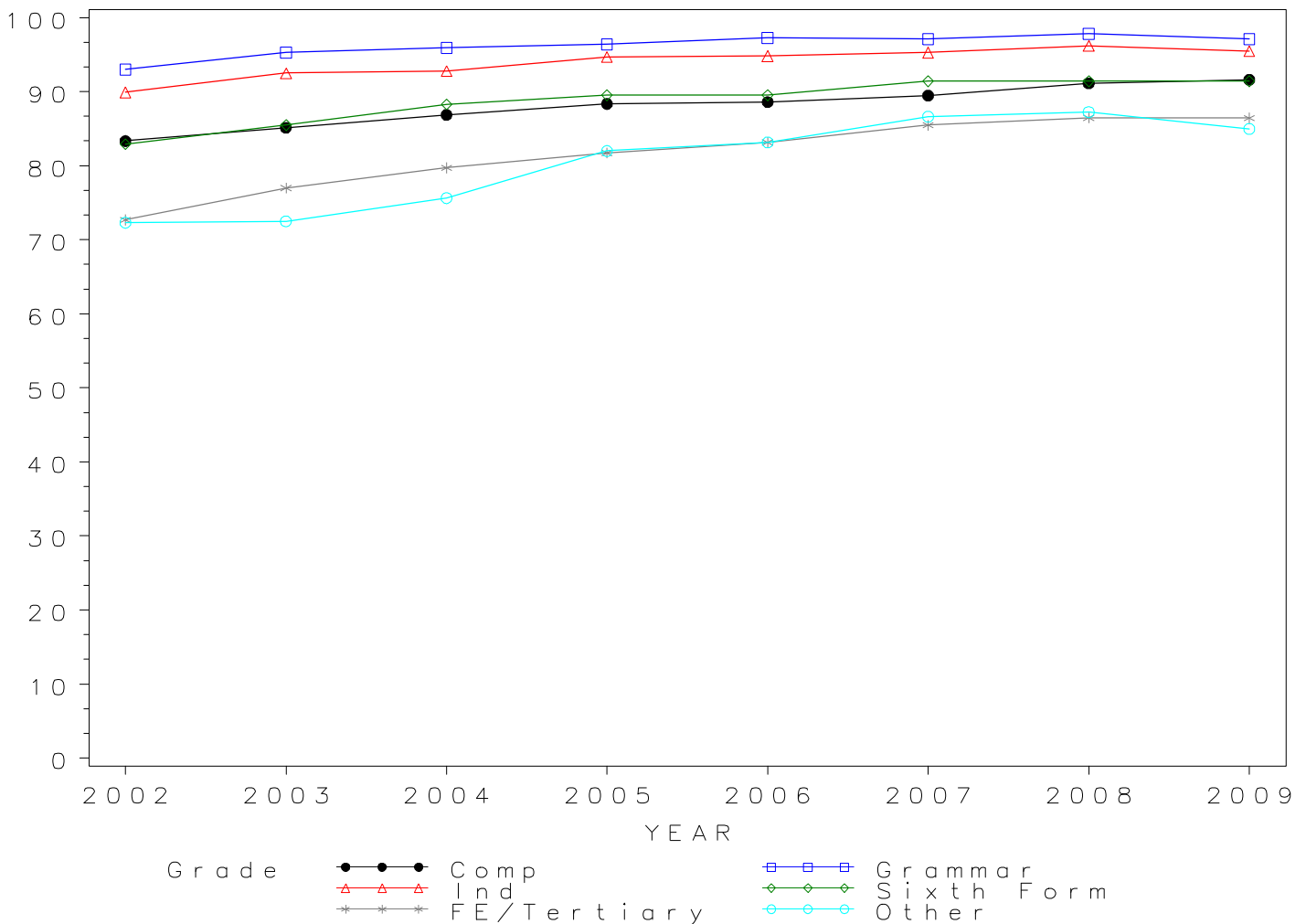
schtype	2002	2003	2004	2005	2006	2007	2008	2009
Comprehensive	83.34	85.14	86.87	88.35	88.59	89.48	91.15	91.60
Grammar	93.00	95.30	95.93	96.39	97.25	97.10	97.81	97.11
Independent	89.90	92.50	92.80	94.70	94.80	95.30	96.20	95.50
Sixth Form	82.90	85.50	88.30	89.50	89.50	91.40	91.40	91.40
FE/Tertiary	72.70	76.99	79.71	81.74	83.15	85.47	86.48	86.43
Academy	91.30
Other	72.30	72.50	75.63	82.00	83.16	86.64	87.23	84.96

Cumulative Numbers

schtype	2002	2003	2004	2005	2006	2007	2008	2009
Comprehensive	9758	10237	10023	9939	9876	9616	10422	10463
Grammar	3611	3546	3532	3521	3287	3351	3261	3225
Independent	4028	4317	4237	4163	4267	4281	4373	4304
Sixth Form	5224	5655	5543	5420	5684	5857	6180	6489
FE/Tertiary	3493	3717	3523	3258	3228	3376	3715	3662
Academy	252
Other	744	799	785	715	627	616	738	774

GCE A Level BUSINESS STUDIES 2002–2009

Cumulative % at Grade D by school type



*GCE A Level BUSINESS STUDIES Grade E by school type 2002- 2009
Cumulative Percentages*

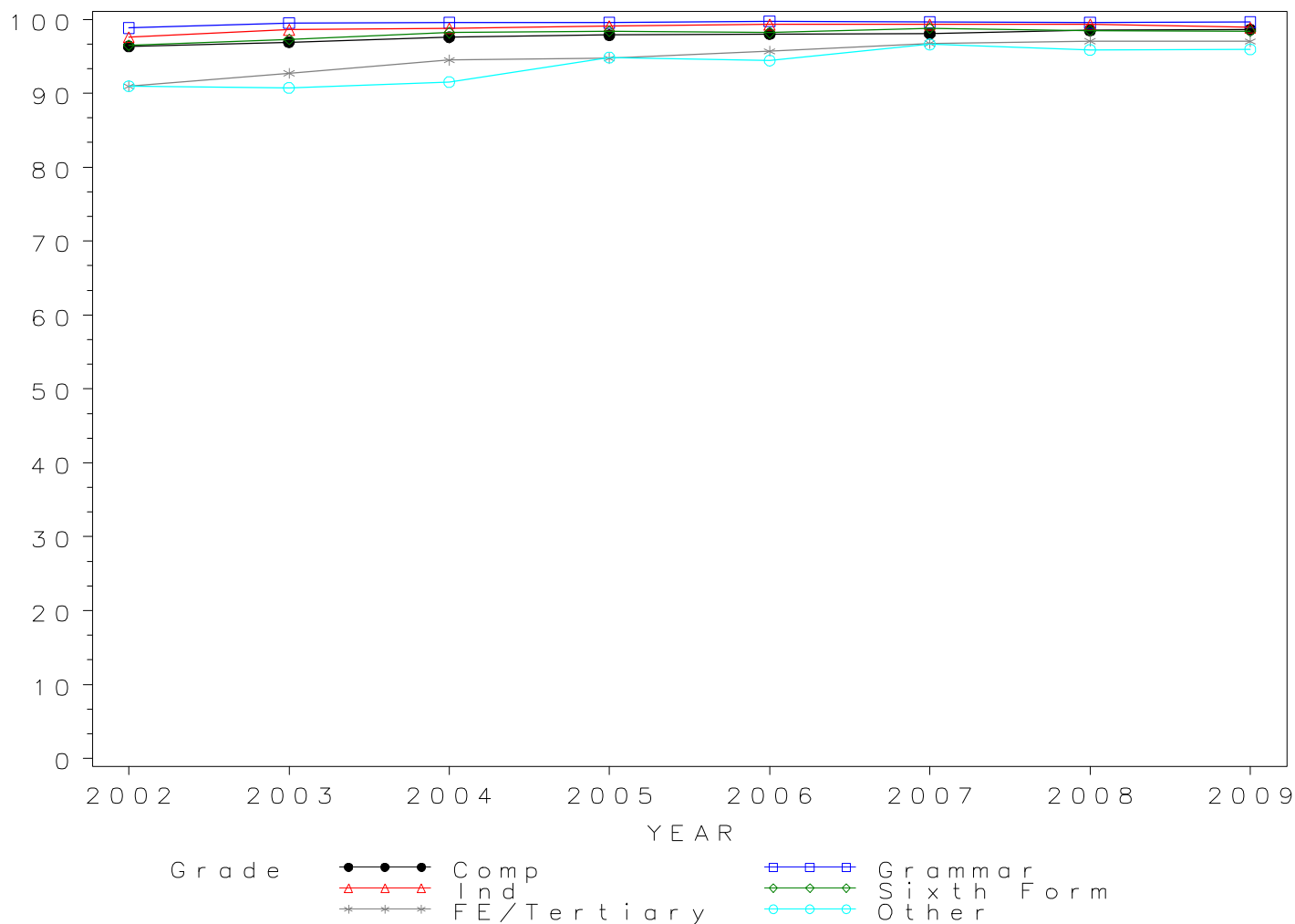
schtype	2002	2003	2004	2005	2006	2007	2008	2009
Comprehensive	96.36	96.92	97.59	97.88	98.03	98.06	98.52	98.63
Grammar	98.84	99.49	99.54	99.56	99.76	99.62	99.55	99.64
Independent	97.60	98.60	98.80	99.10	99.30	99.30	99.30	98.90
Sixth Form	96.50	97.30	98.20	98.40	98.20	98.80	98.50	98.40
FE/Tertiary	90.93	92.73	94.50	94.73	95.70	96.73	97.07	97.03
Academy	96.74
Other	90.96	90.74	91.52	94.84	94.43	96.62	95.86	95.94

Cumulative Numbers

schtype	2002	2003	2004	2005	2006	2007	2008	2009
Comprehensive	11283	11654	11260	11011	10928	10538	11265	11266
Grammar	3838	3702	3665	3637	3372	3438	3319	3309
Independent	4373	4602	4511	4356	4469	4461	4514	4457
Sixth Form	6081	6435	6165	5959	6237	6331	6660	6986
FE/Tertiary	4369	4477	4177	3776	3715	3821	4170	4111
Academy	267
Other	936	1000	950	827	712	687	811	874

GCE A Level BUSINESS STUDIES 2002–2009

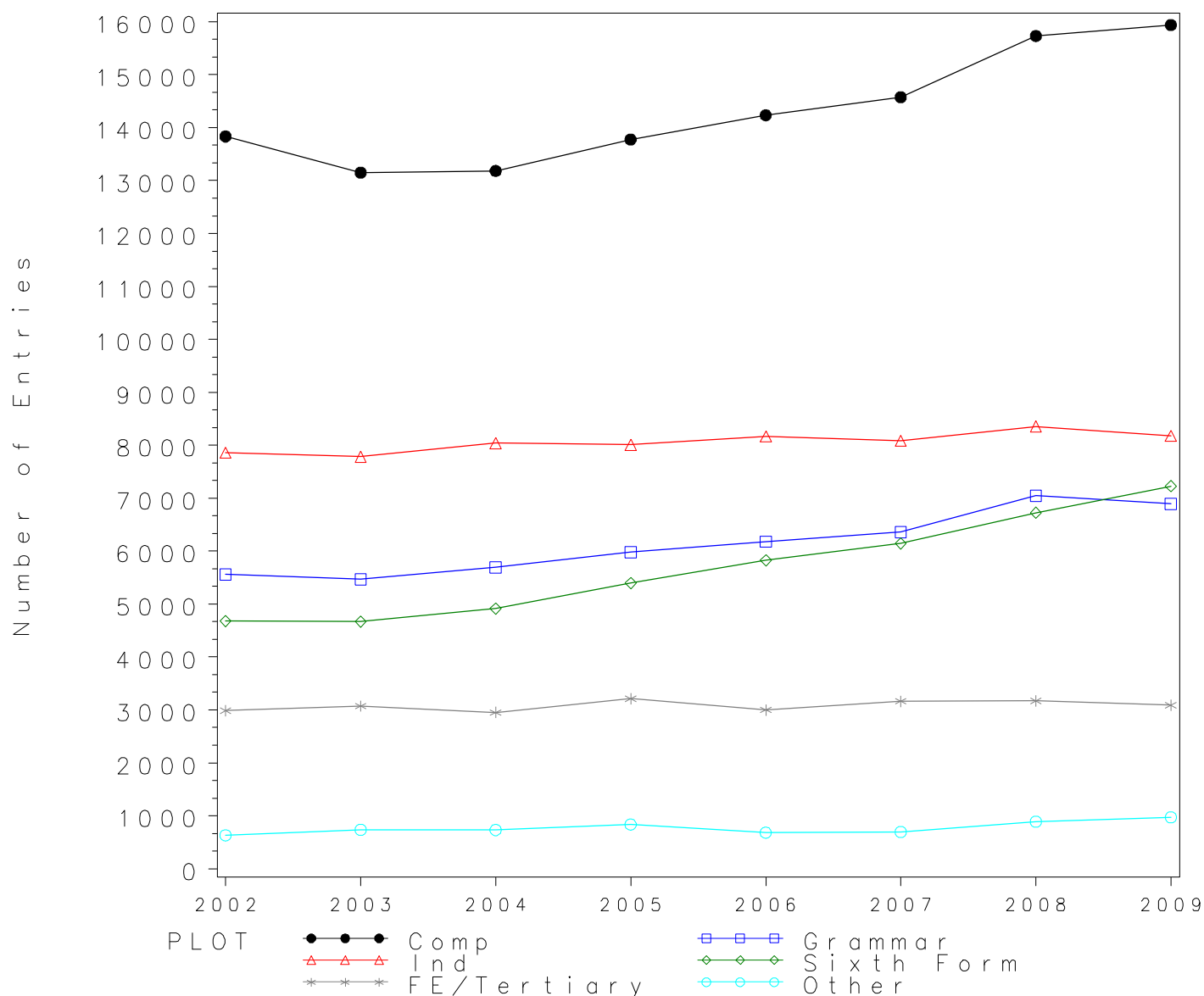
Cumulative % at Grade E by school type



Numbers of GCE A Level entries in CHEMISTRY by school type 2002- 2009

sctype	2002	2003	2004	2005	2006	2007	2008	2009
Comprehensive	13834	13153	13184	13775	14235	14575	15731	15938
Grammar	5561	5470	5692	5983	6182	6357	7049	6893
Independent	7862	7785	8041	8008	8167	8088	8356	8181
Sixth Form	4677	4668	4916	5399	5825	6143	6726	7228
FE/Tertiary	2985	3073	2953	3211	3000	3164	3174	3091
Academy	391
Other	632	738	732	836	682	694	892	971

GCE A Level CHEMISTRY Entries by school type 2002–2009



*GCE A Level CHEMISTRY Grade A by school type 2002- 2009
Cumulative Percentages*

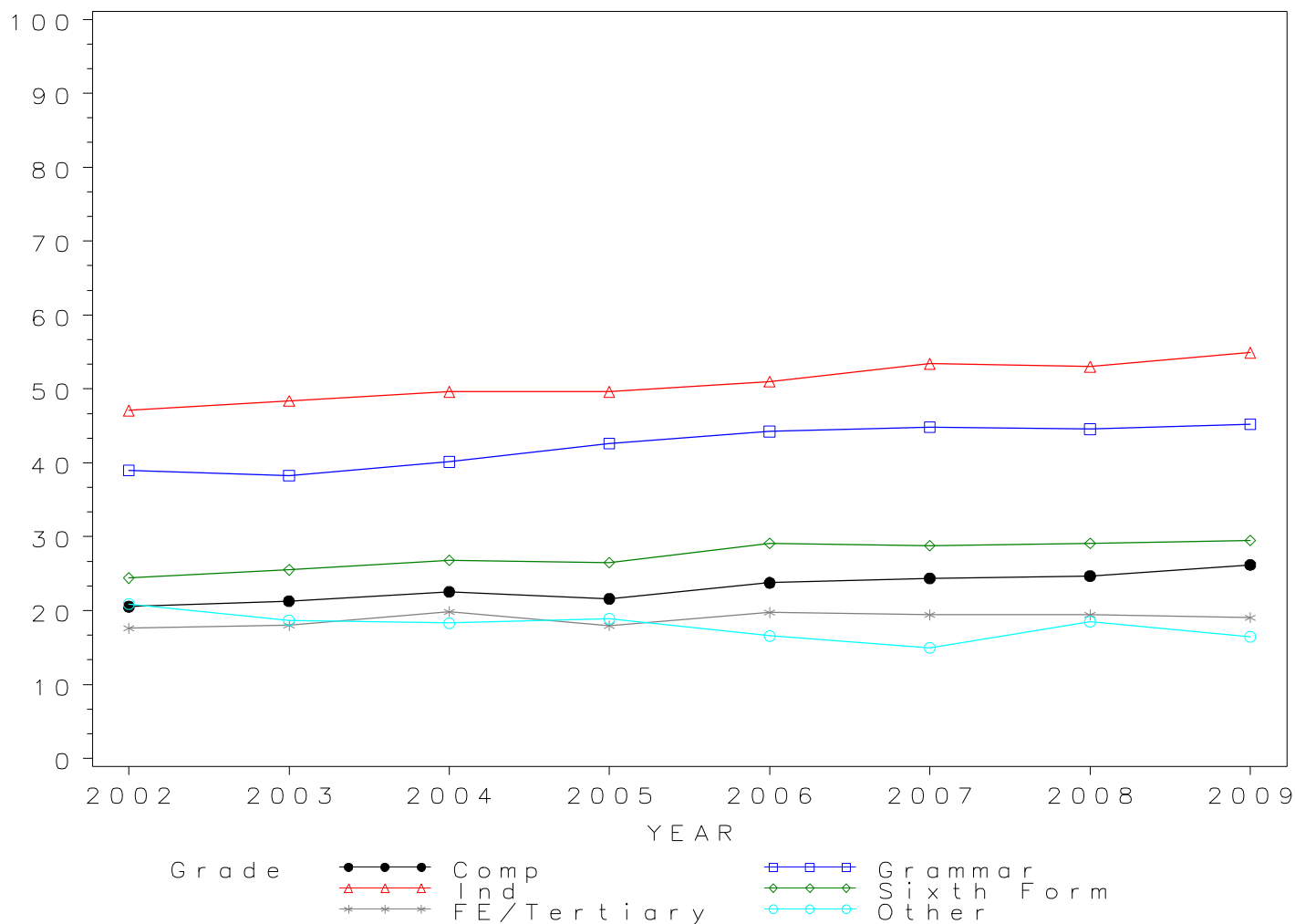
schtype	2002	2003	2004	2005	2006	2007	2008	2009
Comprehensive	20.54	21.28	22.55	21.59	23.77	24.37	24.67	26.20
Grammar	39.00	38.26	40.13	42.62	44.26	44.82	44.57	45.22
Independent	47.10	48.40	49.60	49.60	51.00	53.40	53.00	54.90
Sixth Form	24.40	25.50	26.80	26.50	29.10	28.80	29.10	29.50
FE/Tertiary	17.62	18.00	19.84	17.97	19.73	19.44	19.44	19.06
Academy	23.27
Other	20.89	18.70	18.31	18.90	16.57	14.99	18.50	16.48

Cumulative Numbers

schtype	2002	2003	2004	2005	2006	2007	2008	2009
Comprehensive	2841	2799	2973	2974	3384	3552	3881	4176
Grammar	2169	2093	2284	2550	2736	2849	3142	3117
Independent	3703	3768	3988	3972	4165	4319	4429	4491
Sixth Form	1141	1190	1317	1431	1695	1769	1957	2132
FE/Tertiary	526	553	586	577	592	615	617	589
Academy	91
Other	132	138	134	158	113	104	165	160

GCE A Level CHEMISTRY 2002–2009

Cumulative % at Grade A by school type



*GCE A Level CHEMISTRY Grade B by school type 2002- 2009
Cumulative Percentages*

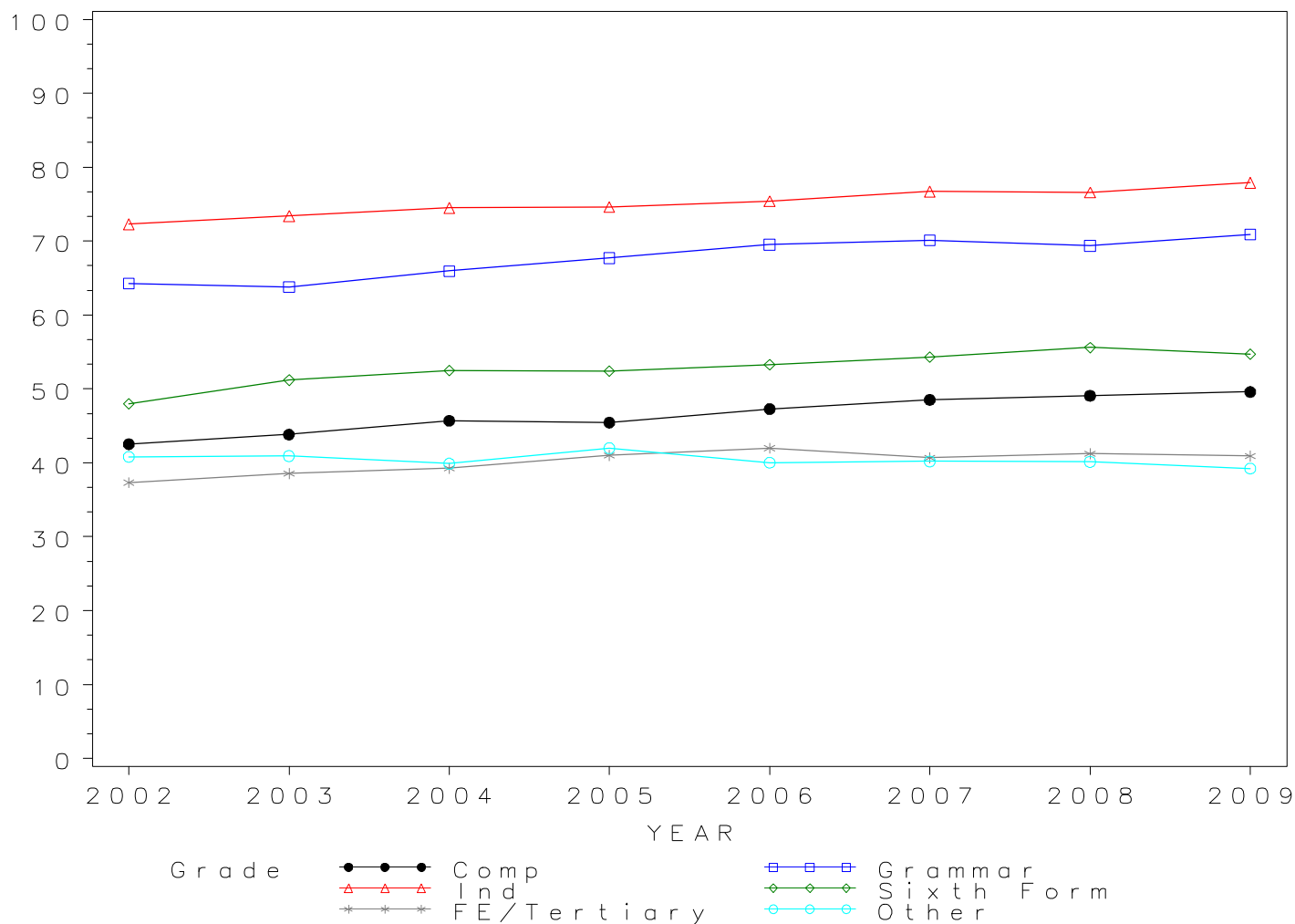
schtype	2002	2003	2004	2005	2006	2007	2008	2009
Comprehensive	42.52	43.83	45.68	45.44	47.29	48.51	49.07	49.60
Grammar	64.29	63.78	65.95	67.69	69.54	70.11	69.36	70.93
Independent	72.30	73.40	74.50	74.60	75.40	76.70	76.60	77.90
Sixth Form	48.00	51.20	52.50	52.40	53.30	54.30	55.60	54.70
FE/Tertiary	37.32	38.56	39.25	40.98	42.00	40.68	41.24	40.93
Academy	51.92
Other	40.82	40.92	39.89	41.99	40.03	40.20	40.13	39.24

Cumulative Numbers

schtype	2002	2003	2004	2005	2006	2007	2008	2009
Comprehensive	5882	5765	6023	6259	6732	7071	7719	7905
Grammar	3575	3489	3754	4050	4299	4457	4889	4889
Independent	5684	5714	5991	5974	6158	6203	6401	6373
Sixth Form	2245	2390	2581	2829	3105	3336	3740	3954
FE/Tertiary	1114	1185	1159	1316	1260	1287	1309	1265
Academy	203
Other	258	302	292	351	273	279	358	381

GCE A Level CHEMISTRY 2002–2009

Cumulative % at Grade B by school type



*GCE A Level CHEMISTRY Grade C by school type 2002- 2009
Cumulative Percentages*

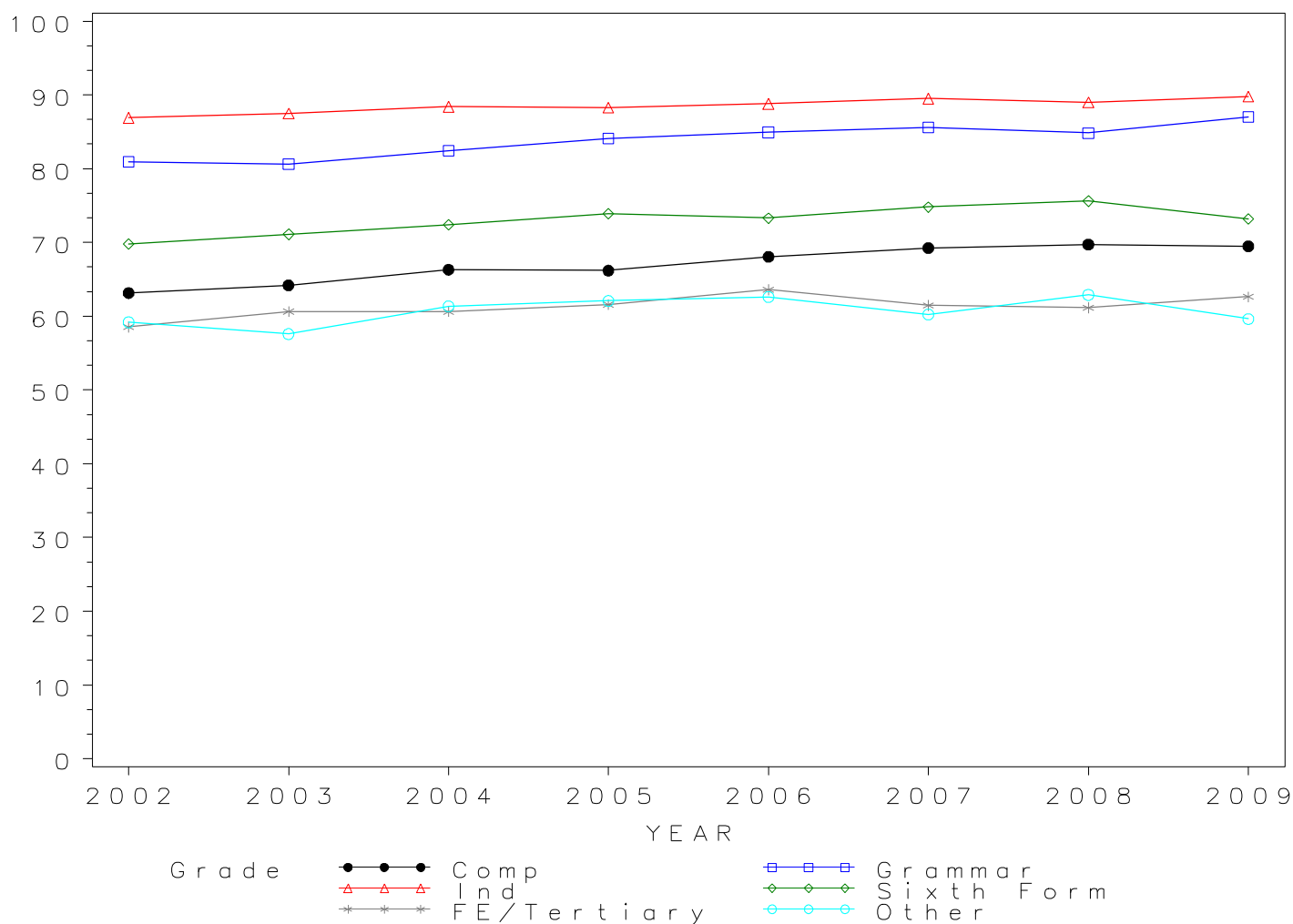
schtype	2002	2003	2004	2005	2006	2007	2008	2009
Comprehensive	63.14	64.20	66.30	66.19	68.07	69.26	69.72	69.48
Grammar	80.96	80.64	82.43	84.12	84.94	85.59	84.83	87.04
Independent	86.90	87.50	88.40	88.30	88.80	89.50	89.00	89.80
Sixth Form	69.80	71.10	72.40	73.90	73.30	74.80	75.60	73.20
FE/Tertiary	58.53	60.62	60.62	61.60	63.60	61.47	61.15	62.63
Academy	72.12
Other	59.18	57.59	61.34	62.08	62.61	60.23	62.89	59.63

Cumulative Numbers

schtype	2002	2003	2004	2005	2006	2007	2008	2009
Comprehensive	8735	8444	8741	9118	9690	10094	10967	11073
Grammar	4502	4411	4692	5033	5251	5441	5980	6000
Independent	6832	6812	7108	7071	7252	7239	7437	7347
Sixth Form	3265	3319	3559	3990	4270	4595	5085	5291
FE/Tertiary	1747	1863	1790	1978	1908	1945	1941	1936
Academy	282
Other	374	425	449	519	427	418	561	579

GCE A Level CHEMISTRY 2002–2009

Cumulative % at Grade C by school type



*GCE A Level CHEMISTRY Grade D by school type 2002- 2009
Cumulative Percentages*

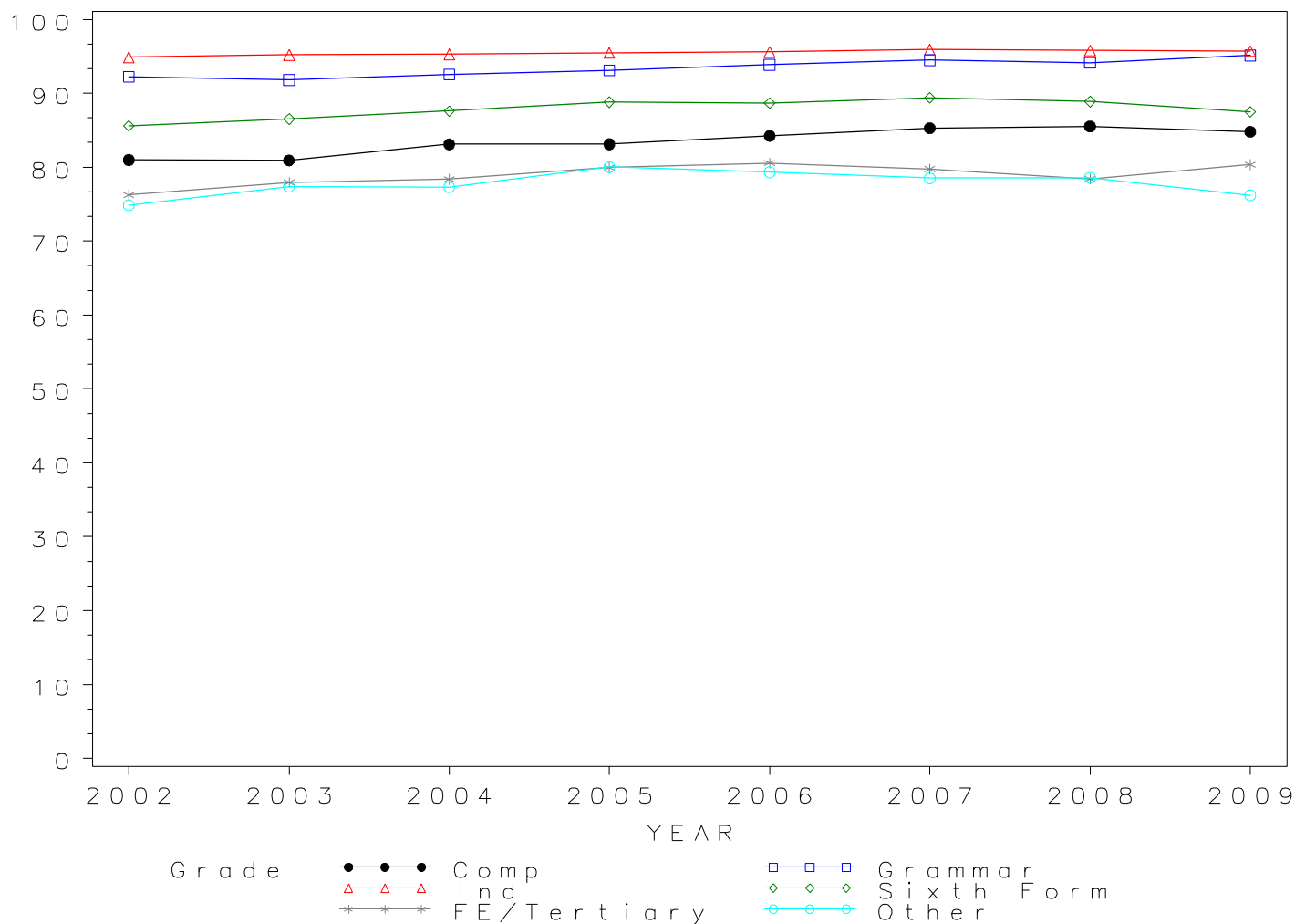
schtype	2002	2003	2004	2005	2006	2007	2008	2009
Comprehensive	80.98	80.92	83.10	83.11	84.23	85.28	85.54	84.80
Grammar	92.25	91.79	92.55	93.13	93.85	94.48	94.13	95.13
Independent	94.90	95.20	95.30	95.50	95.60	95.90	95.80	95.70
Sixth Form	85.60	86.50	87.60	88.80	88.70	89.40	88.90	87.50
FE/Tertiary	76.25	77.94	78.36	79.94	80.57	79.74	78.42	80.36
Academy	85.68
Other	74.84	77.37	77.32	80.02	79.33	78.53	78.59	76.21

Cumulative Numbers

schtype	2002	2003	2004	2005	2006	2007	2008	2009
Comprehensive	11203	10643	10956	11449	11990	12429	13456	13515
Grammar	5130	5021	5268	5572	5802	6006	6635	6557
Independent	7461	7411	7663	7648	7808	7756	8005	7829
Sixth Form	4004	4038	4306	4794	5167	5492	5979	6325
FE/Tertiary	2276	2395	2314	2567	2417	2523	2489	2484
Academy	335
Other	473	571	566	669	541	545	701	740

GCE A Level CHEMISTRY 2002–2009

Cumulative % at Grade D by school type



*GCE A Level CHEMISTRY Grade E by school type 2002- 2009
Cumulative Percentages*

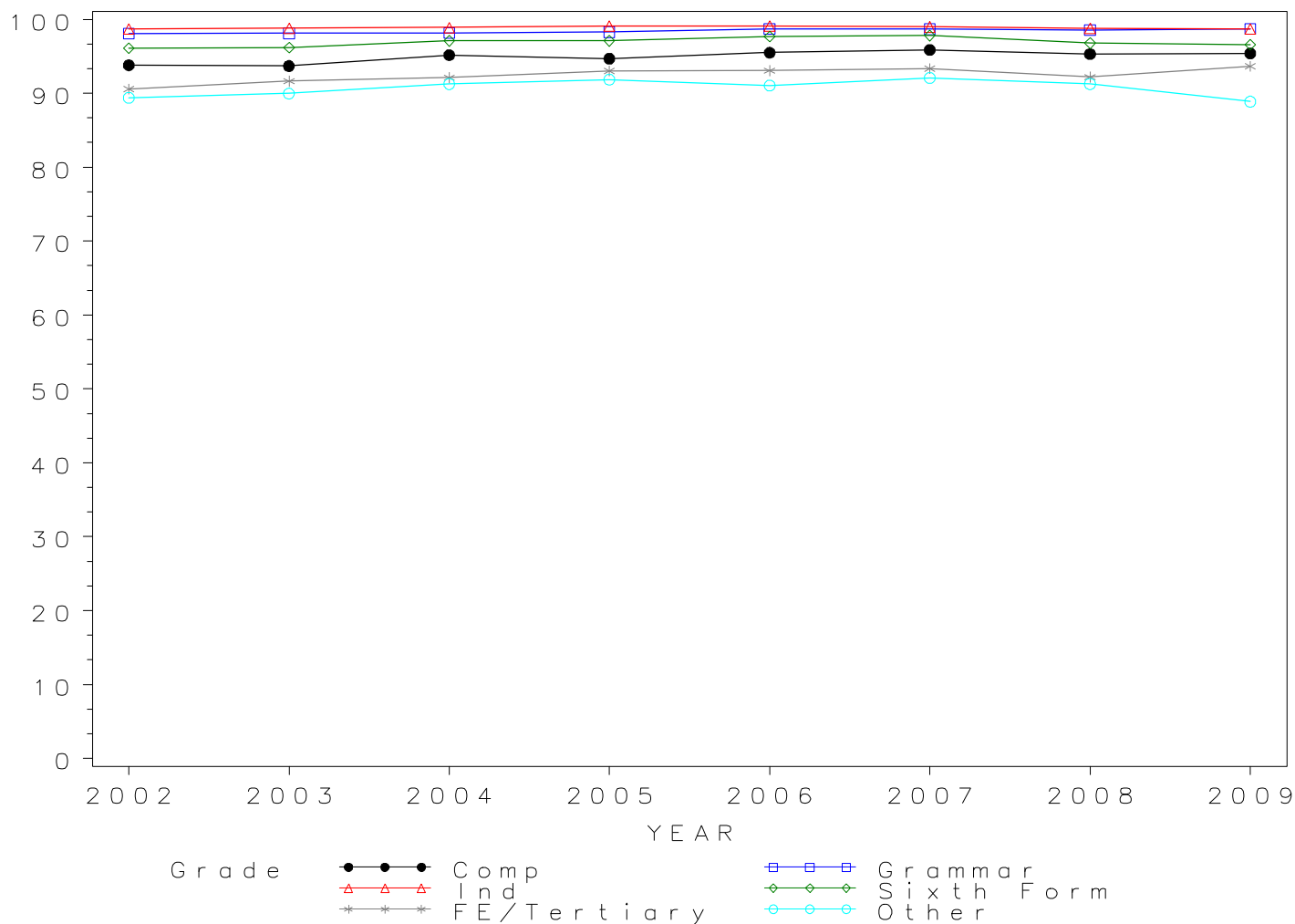
schtype	2002	2003	2004	2005	2006	2007	2008	2009
Comprehensive	93.80	93.70	95.18	94.70	95.50	95.86	95.30	95.40
Grammar	98.08	98.12	98.17	98.30	98.74	98.68	98.58	98.72
Independent	98.70	98.80	98.90	99.10	99.10	99.00	98.80	98.70
Sixth Form	96.10	96.20	97.10	97.10	97.70	97.80	96.80	96.60
FE/Tertiary	90.59	91.64	92.11	93.02	93.07	93.33	92.19	93.66
Academy	95.14
Other	89.40	89.97	91.26	91.87	91.06	92.07	91.26	88.88

Cumulative Numbers

schtype	2002	2003	2004	2005	2006	2007	2008	2009
Comprehensive	12976	12324	12549	13045	13595	13972	14992	15205
Grammar	5454	5367	5588	5881	6104	6273	6949	6805
Independent	7760	7692	7953	7936	8093	8007	8256	8075
Sixth Form	4495	4491	4773	5242	5691	6008	6511	6982
FE/Tertiary	2704	2816	2720	2987	2792	2953	2926	2895
Academy	372
Other	565	664	668	768	621	639	814	863

GCE A Level CHEMISTRY 2002–2009

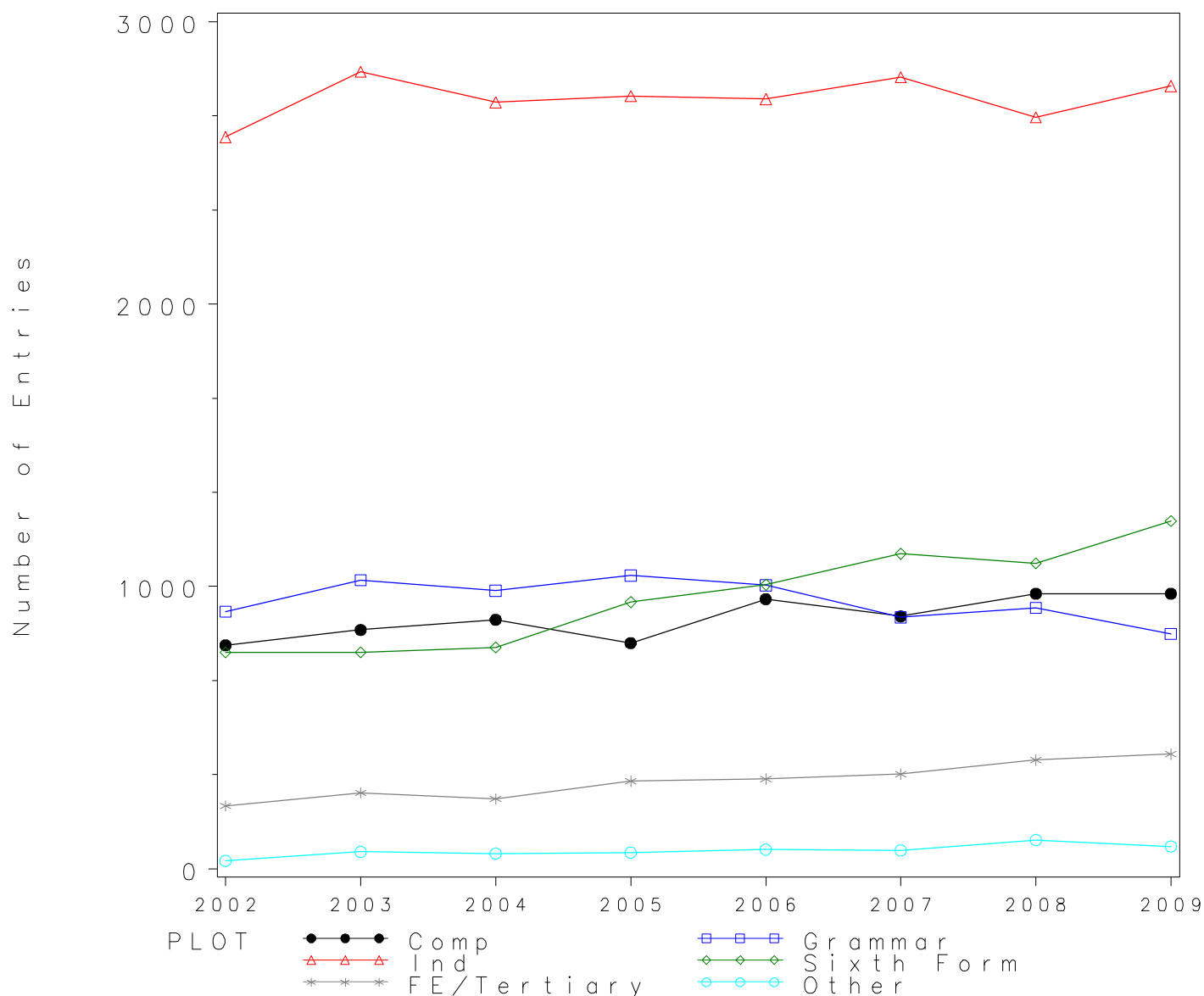
Cumulative % at Grade E by school type



Numbers of GCE A Level entries in CLASSICAL SUBJECTS by school type 2002- 2009

sctype	2002	2003	2004	2005	2006	2007	2008	2009
Comprehensive	792	846	882	799	955	894	974	974
Grammar	911	1022	985	1039	1004	891	924	832
Independent	2592	2823	2715	2737	2726	2804	2662	2773
Sixth Form	767	767	784	944	1006	1116	1082	1232
FE/Tertiary	223	269	248	310	318	335	385	406
Academy	24
Other	28	60	54	57	68	65	102	79

GCE A Level CLASSICAL SUBJECTS Entries by school type 2002–2009



*GCE A Level CLASSICAL SUBJECTS Grade A by school type 2002- 2009
Cumulative Percentages*

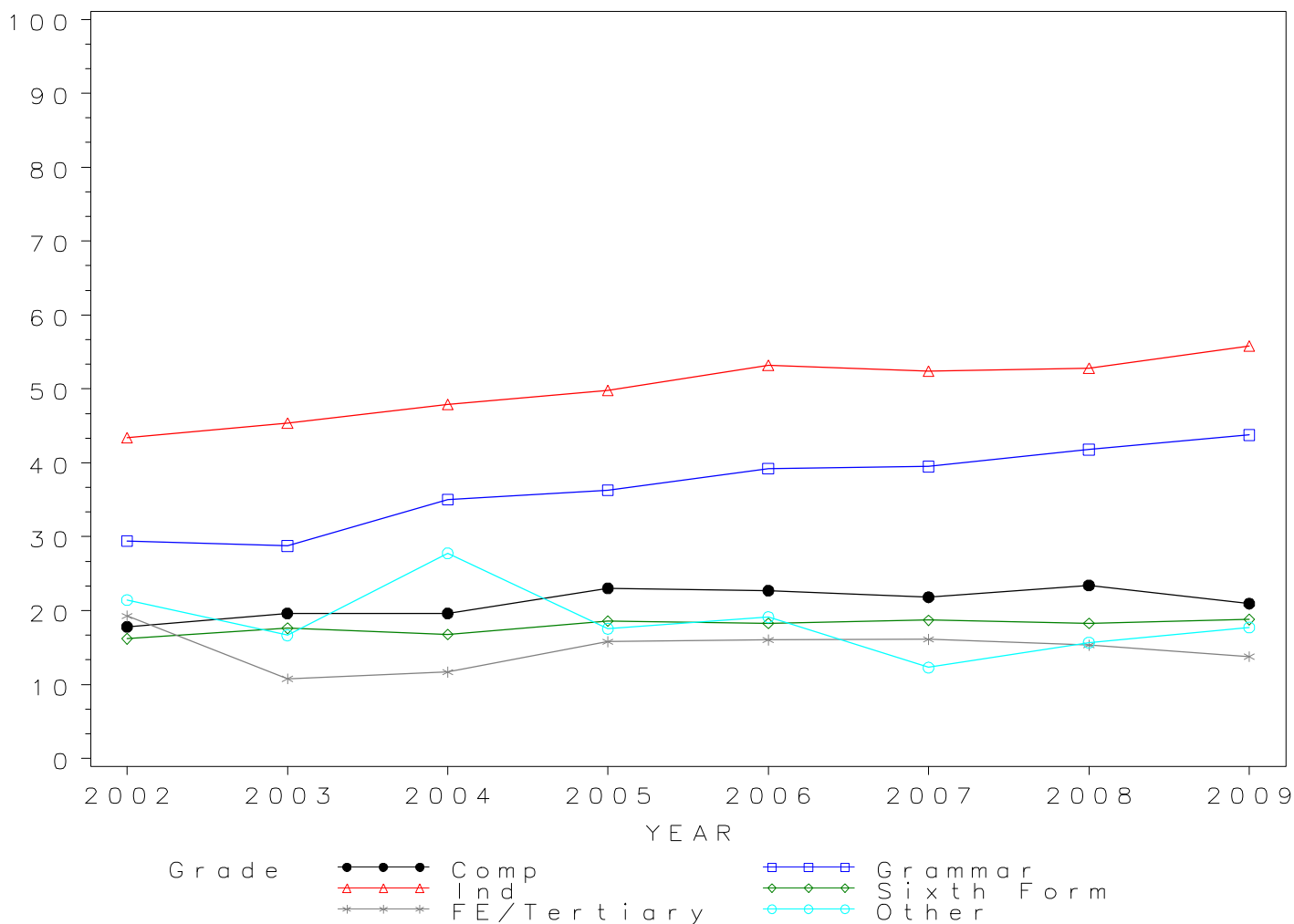
schtype	2002	2003	2004	2005	2006	2007	2008	2009
Comprehensive	17.80	19.62	19.61	23.03	22.72	21.81	23.41	20.94
Grammar	29.42	28.77	35.03	36.28	39.24	39.51	41.77	43.75
Independent	43.40	45.40	47.90	49.80	53.20	52.40	52.80	55.80
Sixth Form	16.20	17.60	16.80	18.60	18.30	18.70	18.30	18.80
FE/Tertiary	19.28	10.78	11.69	15.81	16.04	16.12	15.32	13.79
Academy	12.50
Other	21.43	16.67	27.78	17.54	19.12	12.31	15.69	17.72

Cumulative Numbers

schtype	2002	2003	2004	2005	2006	2007	2008	2009
Comprehensive	141	166	173	184	217	195	228	204
Grammar	268	294	345	377	394	352	386	364
Independent	1125	1282	1300	1363	1450	1469	1406	1547
Sixth Form	124	135	132	176	184	209	198	232
FE/Tertiary	43	29	29	49	51	54	59	56
Academy	3
Other	6	10	15	10	13	8	16	14

GCE A Level CLASSICAL SUBJECTS 2002–2009

Cumulative % at Grade A by school type



*GCE A Level CLASSICAL SUBJECTS Grade B by school type 2002- 2009
Cumulative Percentages*

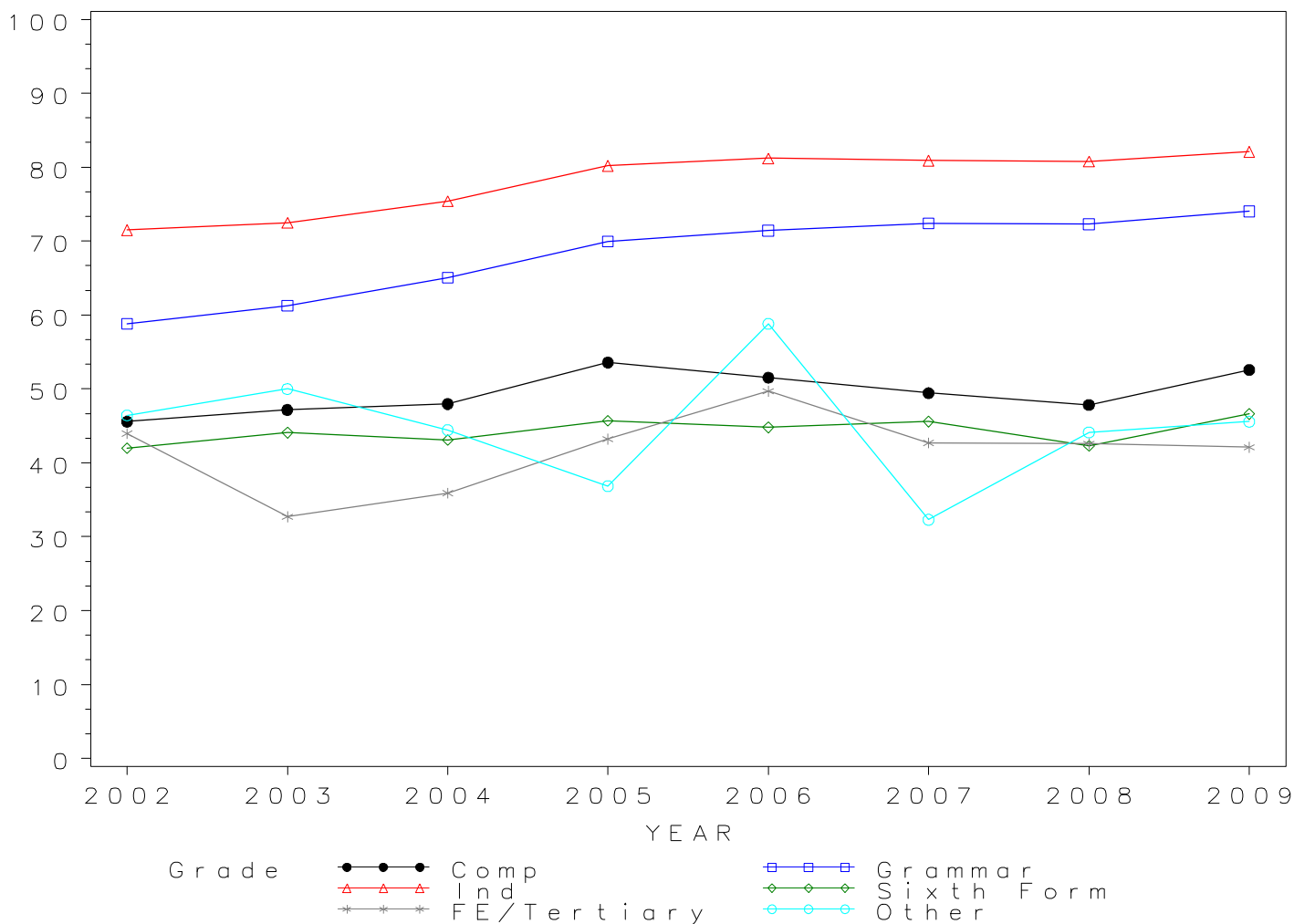
schtype	2002	2003	2004	2005	2006	2007	2008	2009
Comprehensive	45.58	47.16	47.96	53.57	51.52	49.44	47.84	52.57
Grammar	58.84	61.25	65.08	69.97	71.41	72.39	72.29	74.04
Independent	71.50	72.50	75.40	80.20	81.20	80.90	80.80	82.10
Sixth Form	42.00	44.10	43.10	45.70	44.80	45.60	42.30	46.60
FE/Tertiary	43.95	32.71	35.89	43.23	49.69	42.69	42.60	42.12
Academy	20.83
Other	46.43	50.00	44.44	36.84	58.82	32.31	44.12	45.57

Cumulative Numbers

schtype	2002	2003	2004	2005	2006	2007	2008	2009
Comprehensive	361	399	423	428	492	442	466	512
Grammar	536	626	641	727	717	645	668	616
Independent	1853	2047	2047	2195	2214	2268	2151	2277
Sixth Form	322	338	338	431	451	509	458	574
FE/Tertiary	98	88	89	134	158	143	164	171
Academy	5
Other	13	30	24	21	40	21	45	36

GCE A Level CLASSICAL SUBJECTS 2002–2009

Cumulative % at Grade B by school type



*GCE A Level CLASSICAL SUBJECTS Grade C by school type 2002- 2009
Cumulative Percentages*

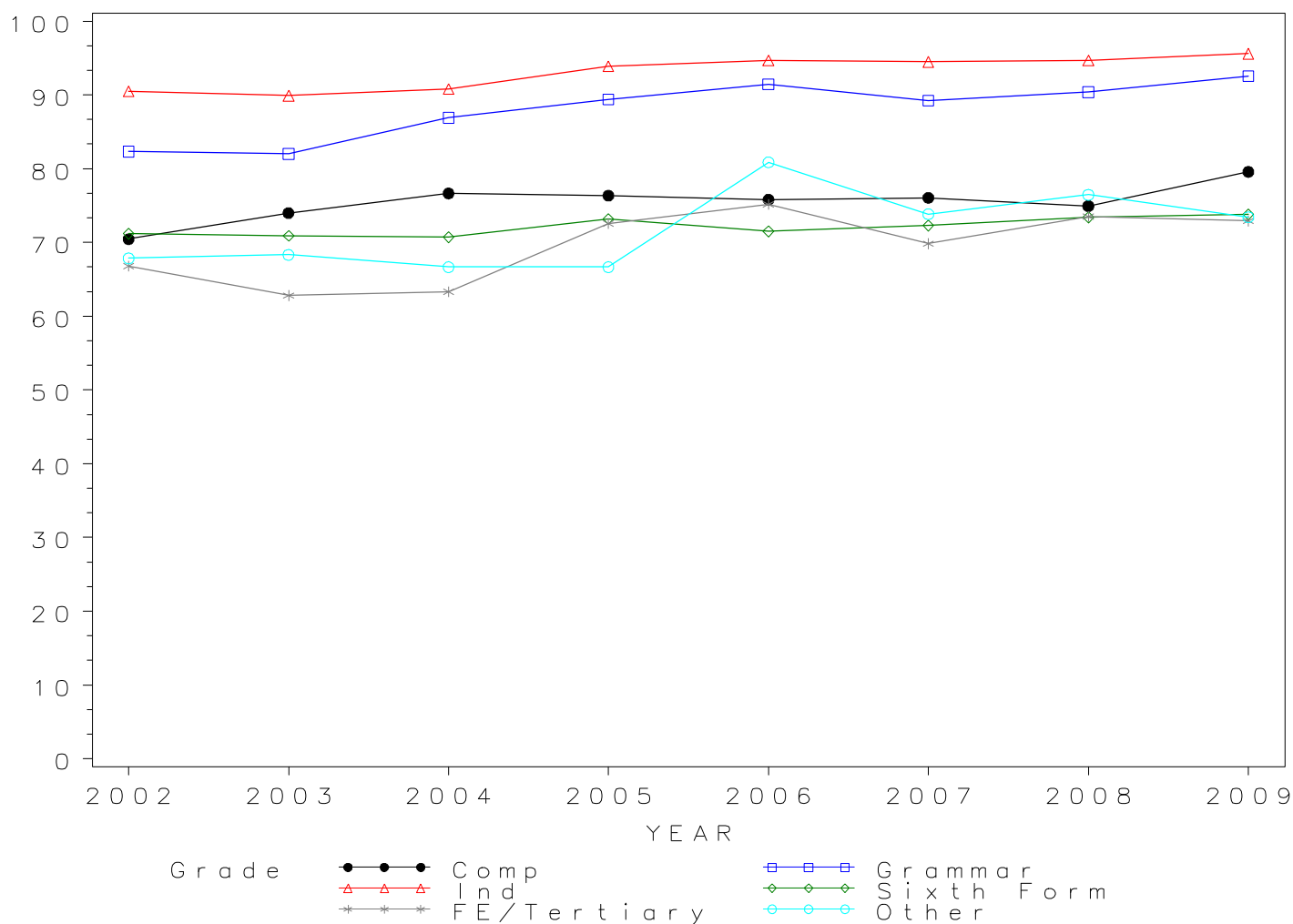
schtype	2002	2003	2004	2005	2006	2007	2008	2009
Comprehensive	70.45	74.00	76.64	76.35	75.81	76.06	74.95	79.57
Grammar	82.33	82.00	86.90	89.41	91.43	89.23	90.37	92.55
Independent	90.50	89.90	90.80	93.90	94.70	94.50	94.70	95.60
Sixth Form	71.20	70.90	70.70	73.20	71.50	72.30	73.40	73.80
FE/Tertiary	66.82	62.83	63.31	72.58	75.16	69.85	73.51	72.91
Academy	50.00
Other	67.86	68.33	66.67	66.67	80.88	73.85	76.47	73.42

Cumulative Numbers

schtype	2002	2003	2004	2005	2006	2007	2008	2009
Comprehensive	558	626	676	610	724	680	730	775
Grammar	750	838	856	929	918	795	835	770
Independent	2346	2538	2465	2570	2582	2650	2521	2651
Sixth Form	546	544	554	691	719	807	794	909
FE/Tertiary	149	169	157	225	239	234	283	296
Academy	12
Other	19	41	36	38	55	48	78	58

GCE A Level CLASSICAL SUBJECTS 2002–2009

Cumulative % at Grade C by school type



*GCE A Level CLASSICAL SUBJECTS Grade D by school type 2002- 2009
Cumulative Percentages*

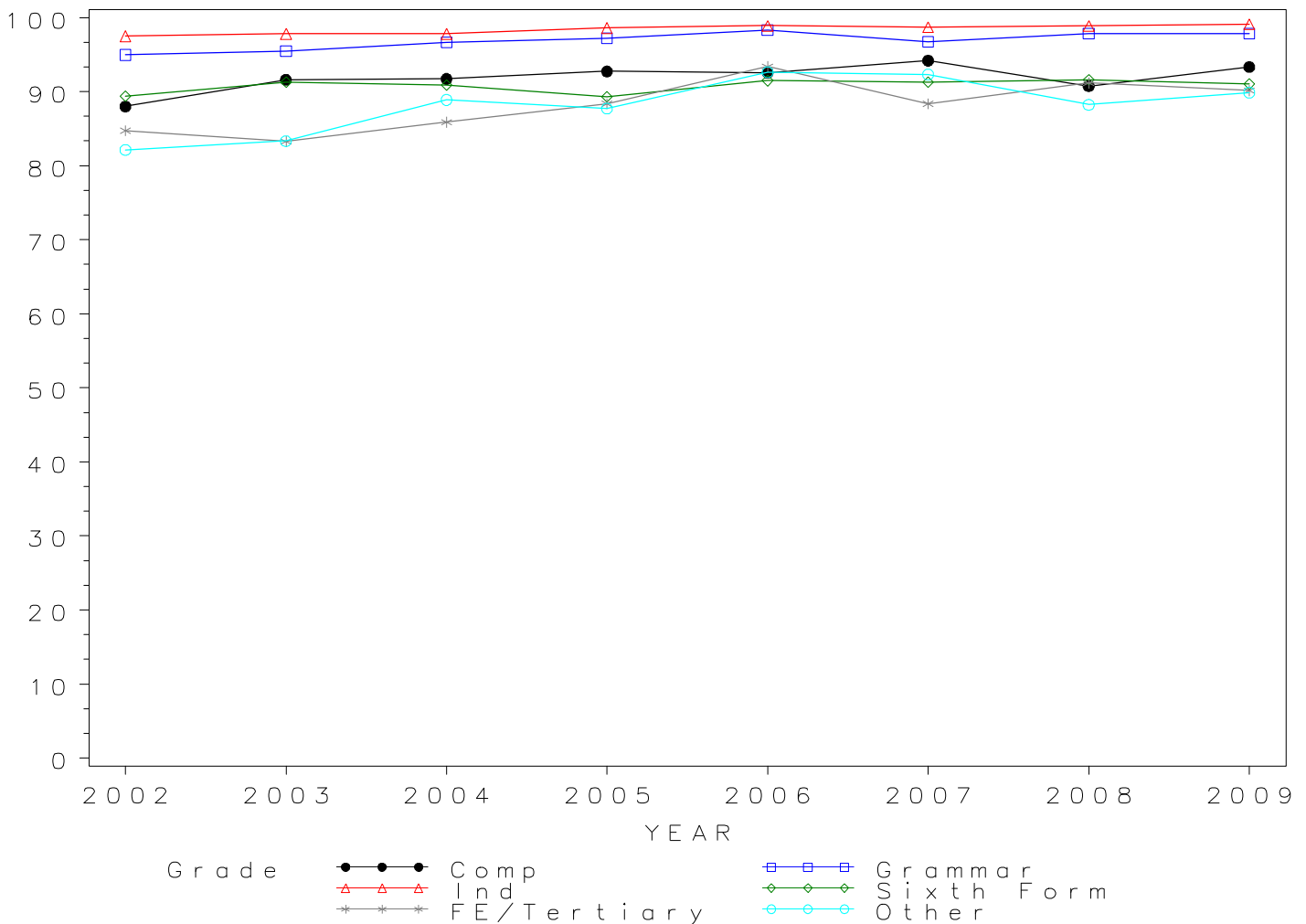
schtype	2002	2003	2004	2005	2006	2007	2008	2009
Comprehensive	88.01	91.61	91.72	92.74	92.57	94.18	90.76	93.33
Grammar	94.95	95.50	96.65	97.21	98.31	96.75	97.84	97.84
Independent	97.50	97.80	97.80	98.60	98.90	98.70	98.90	99.10
Sixth Form	89.40	91.30	90.90	89.30	91.50	91.30	91.60	91.00
FE/Tertiary	84.75	83.27	85.89	88.39	93.40	88.36	91.17	90.15
Academy	87.50
Other	82.14	83.33	88.89	87.72	92.65	92.31	88.24	89.87

Cumulative Numbers

schtype	2002	2003	2004	2005	2006	2007	2008	2009
Comprehensive	697	775	809	741	884	842	884	909
Grammar	865	976	952	1010	987	862	904	814
Independent	2527	2761	2655	2699	2696	2768	2633	2748
Sixth Form	686	700	713	843	920	1019	991	1121
FE/Tertiary	189	224	213	274	297	296	351	366
Academy	21
Other	23	50	48	50	63	60	90	71

GCE A Level CLASSICAL SUBJECTS 2002–2009

Cumulative % at Grade D by school type



*GCE A Level CLASSICAL SUBJECTS Grade E by school type 2002- 2009
Cumulative Percentages*

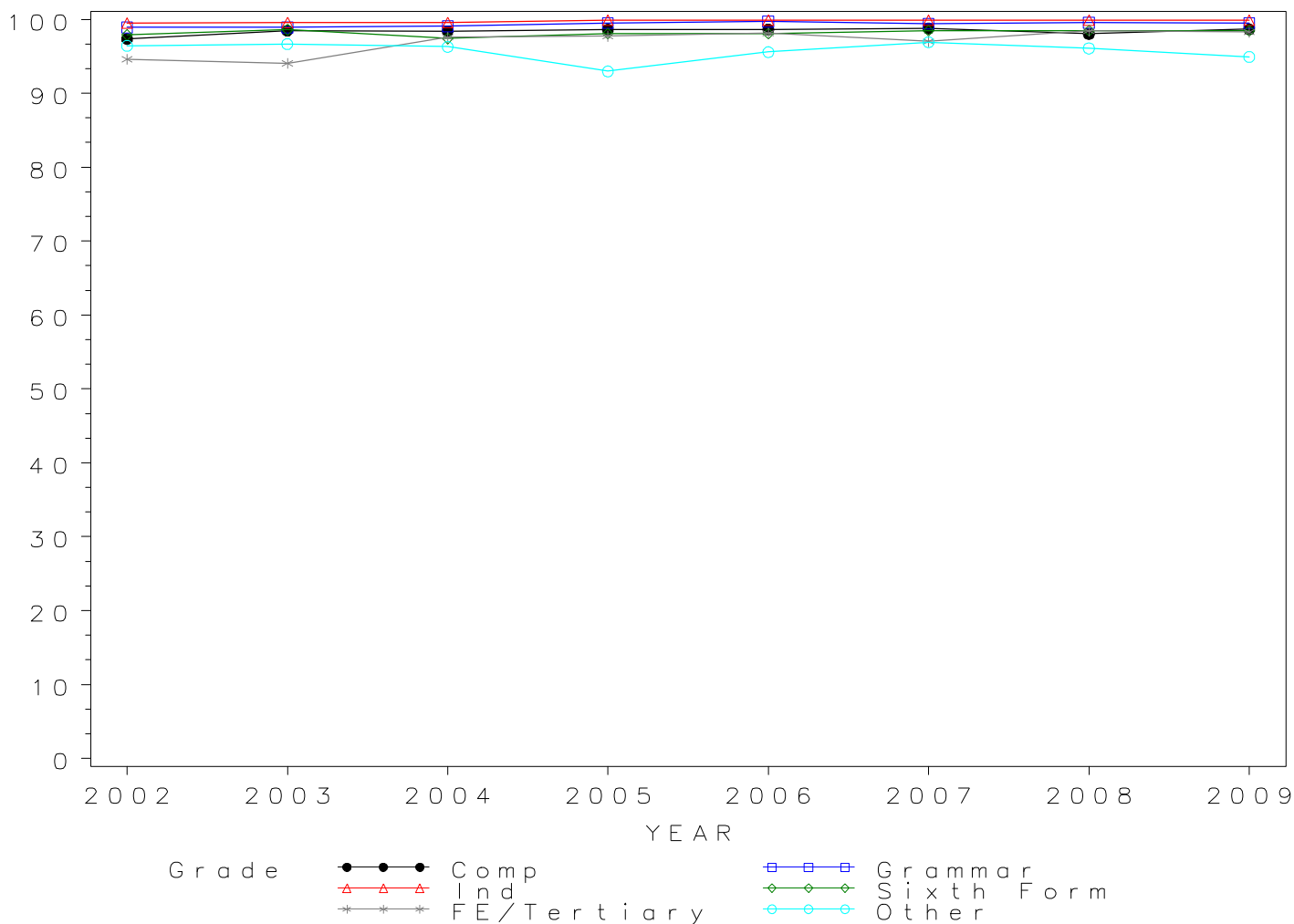
schtype	2002	2003	2004	2005	2006	2007	2008	2009
Comprehensive	97.35	98.46	98.41	98.62	98.64	98.77	98.05	98.67
Grammar	98.90	98.92	99.09	99.52	99.70	99.44	99.57	99.52
Independent	99.50	99.60	99.60	99.90	99.90	99.90	99.90	99.90
Sixth Form	97.90	98.60	97.40	98.10	98.10	98.50	98.50	98.50
FE/Tertiary	94.62	94.05	97.58	97.74	98.11	97.01	98.44	98.28
Academy	100.00
Other	96.43	96.67	96.30	92.98	95.59	96.92	96.08	94.94

Cumulative Numbers

schtype	2002	2003	2004	2005	2006	2007	2008	2009
Comprehensive	771	833	868	788	942	883	955	961
Grammar	901	1011	976	1034	1001	886	920	828
Independent	2579	2812	2704	2734	2723	2801	2659	2770
Sixth Form	751	756	764	926	987	1099	1066	1214
FE/Tertiary	211	253	242	303	312	325	379	399
Academy	24
Other	27	58	52	53	65	63	98	75

GCE A Level CLASSICAL SUBJECTS 2002–2009

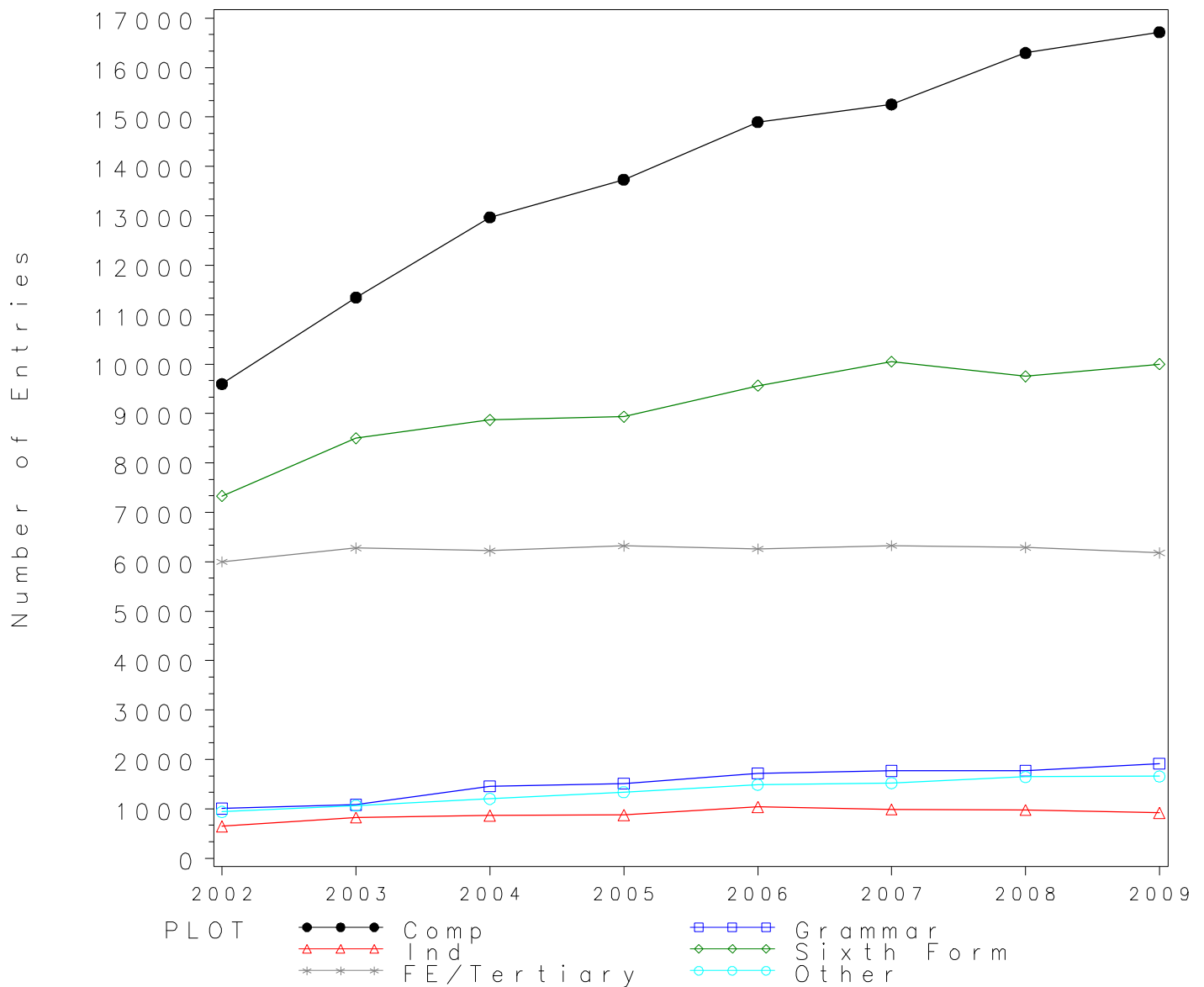
Cumulative % at Grade E by school type



*Numbers of GCE A Level entries in COMMUNICATION STUDIES by school type
2002- 2009*

schtype	2002	2003	2004	2005	2006	2007	2008	2009
Comprehensive	9598	11348	12973	13733	14901	15255	16297	16716
Grammar	1006	1083	1456	1514	1721	1771	1773	1917
Independent	647	825	864	876	1036	991	979	920
Sixth Form	7331	8503	8872	8937	9564	10051	9755	10000
FE/Tertiary	5999	6279	6222	6323	6262	6326	6291	6180
Academy	458
Other	940	1066	1203	1337	1488	1521	1646	1657

GCE A Level COMMUNICATION STUDIES Entries by school type 2002–2009



*GCE A Level COMMUNICATION STUDIES Grade A by school type 2002- 2009
Cumulative Percentages*

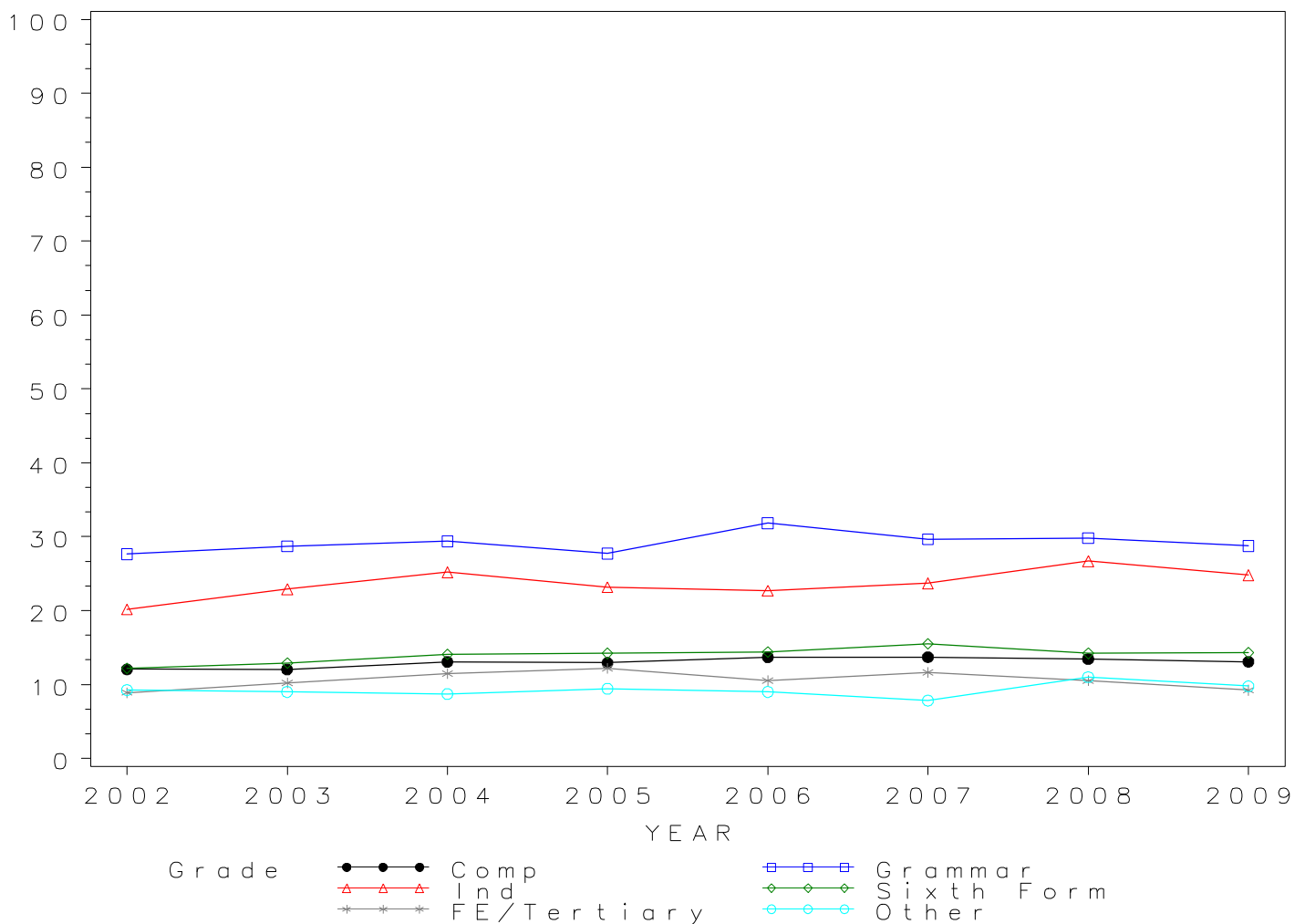
schtype	2002	2003	2004	2005	2006	2007	2008	2009
Comprehensive	12.07	12.04	13.06	12.94	13.70	13.72	13.45	13.09
Grammar	27.63	28.72	29.40	27.74	31.84	29.64	29.84	28.74
Independent	20.20	22.90	25.20	23.20	22.70	23.70	26.70	24.80
Sixth Form	12.20	12.90	14.10	14.20	14.40	15.50	14.20	14.30
FE/Tertiary	8.90	10.21	11.48	12.19	10.52	11.67	10.52	9.24
Academy	9.83
Other	9.26	9.01	8.73	9.42	9.01	7.82	11.00	9.78

Cumulative Numbers

schtype	2002	2003	2004	2005	2006	2007	2008	2009
Comprehensive	1158	1366	1694	1777	2042	2093	2192	2188
Grammar	278	311	428	420	548	525	529	551
Independent	131	189	218	203	235	235	261	228
Sixth Form	894	1097	1251	1269	1377	1558	1385	1430
FE/Tertiary	534	641	714	771	659	738	662	571
Academy	45
Other	87	96	105	126	134	119	181	162

GCE A Level COMMUNICATION STUDIES 2002–2009

Cumulative % at Grade A by school type



*GCE A Level COMMUNICATION STUDIES Grade B by school type 2002- 2009
Cumulative Percentages*

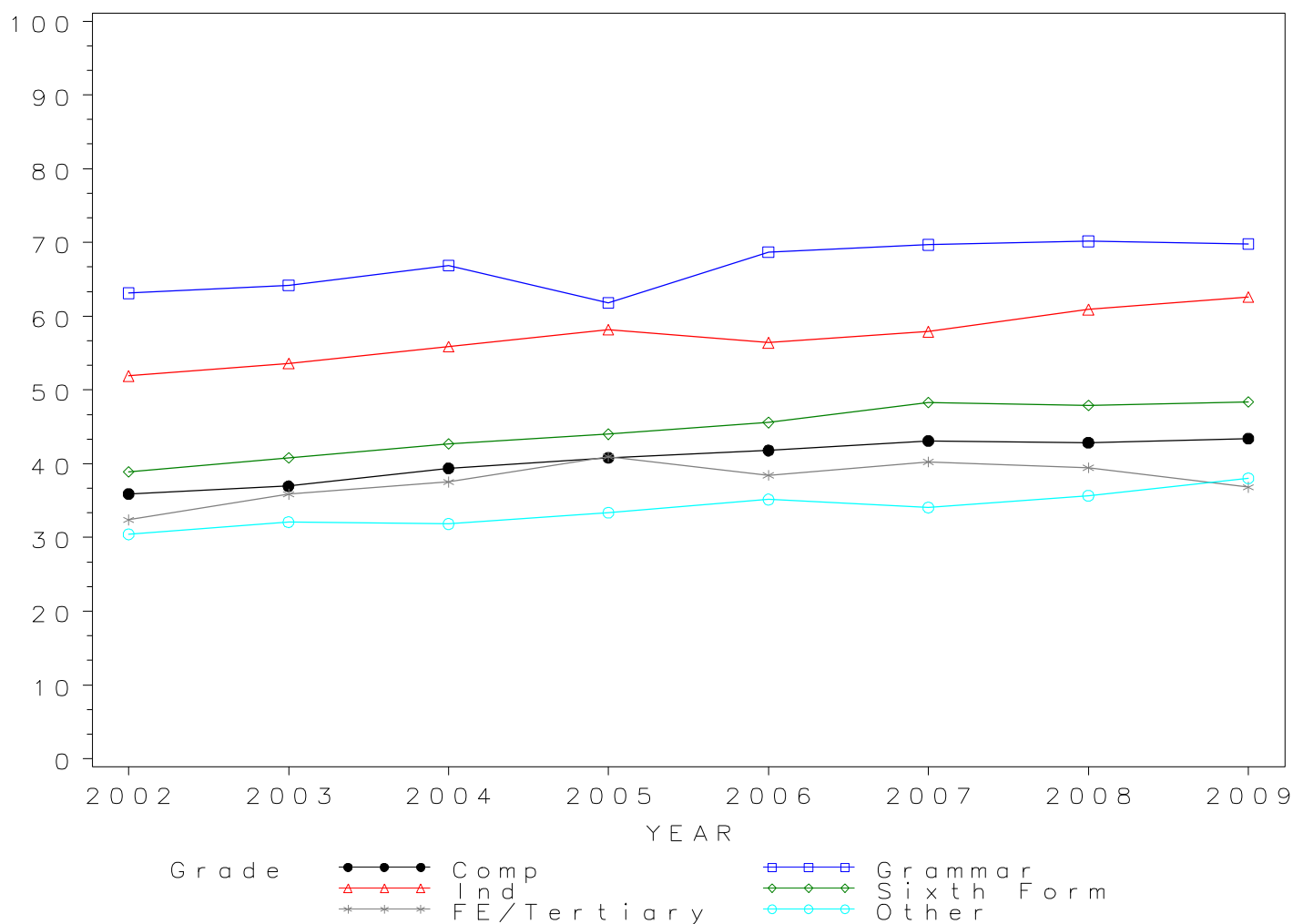
schtype	2002	2003	2004	2005	2006	2007	2008	2009
Comprehensive	35.91	36.96	39.37	40.82	41.80	43.09	42.85	43.42
Grammar	63.12	64.17	66.90	61.82	68.68	69.68	70.16	69.80
Independent	51.90	53.60	55.90	58.20	56.40	57.90	60.90	62.60
Sixth Form	38.90	40.80	42.70	44.00	45.60	48.30	47.90	48.40
FE/Tertiary	32.41	35.88	37.53	40.95	38.42	40.25	39.47	36.81
Academy	32.53
Other	30.43	32.08	31.84	33.36	35.15	34.06	35.66	38.02

Cumulative Numbers

schtype	2002	2003	2004	2005	2006	2007	2008	2009
Comprehensive	3447	4194	5108	5606	6228	6574	6984	7258
Grammar	635	695	974	936	1182	1234	1244	1338
Independent	336	442	483	510	584	574	596	576
Sixth Form	2852	3469	3788	3932	4361	4855	4673	4840
FE/Tertiary	1944	2253	2335	2589	2406	2546	2483	2275
Academy	149
Other	286	342	383	446	523	518	587	630

GCE A Level COMMUNICATION STUDIES 2002–2009

Cumulative % at Grade B by school type



*GCE A Level COMMUNICATION STUDIES Grade C by school type 2002- 2009
Cumulative Percentages*

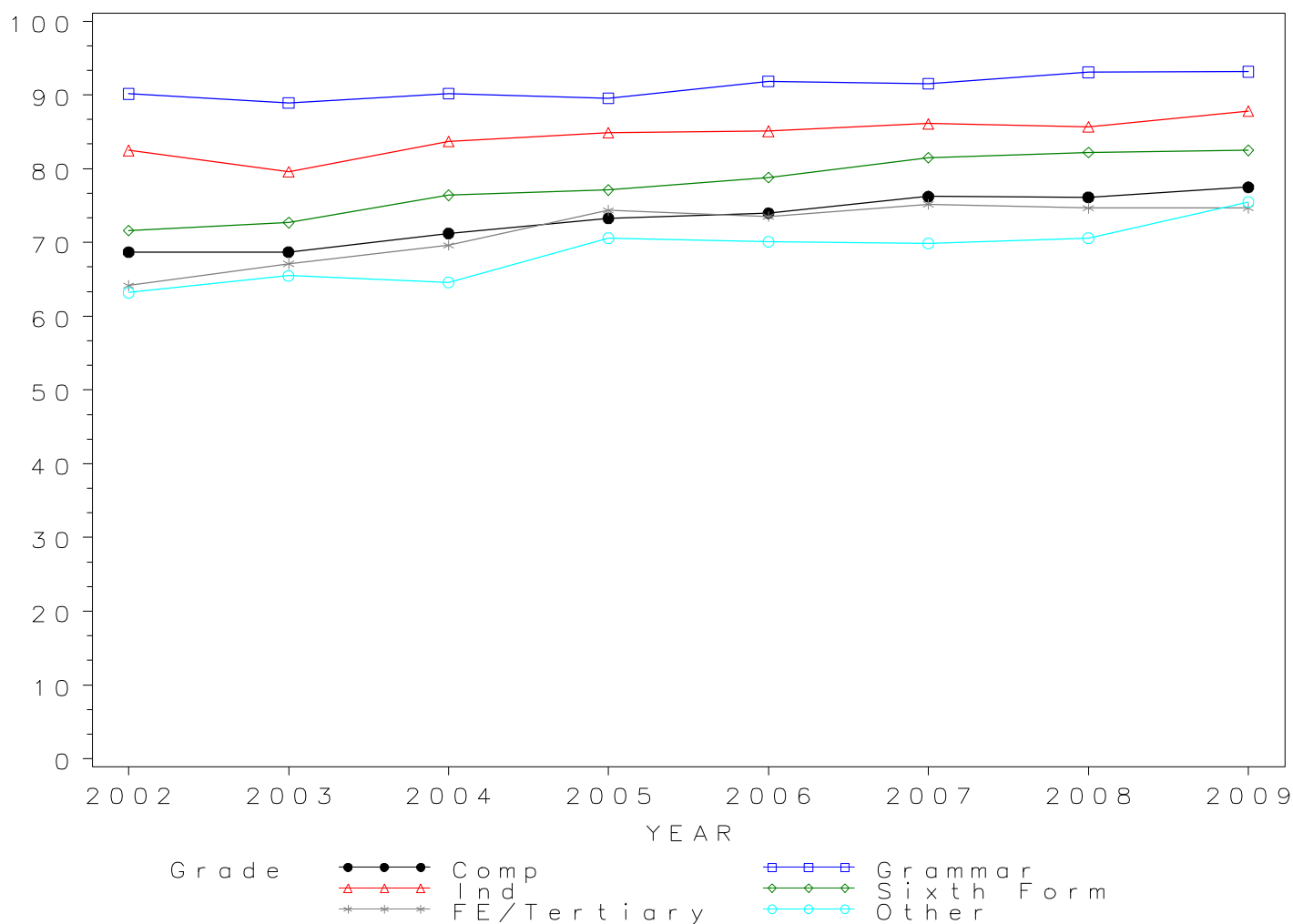
schtype	2002	2003	2004	2005	2006	2007	2008	2009
Comprehensive	68.68	68.70	71.22	73.28	73.96	76.23	76.13	77.49
Grammar	90.16	88.92	90.18	89.56	91.87	91.53	93.06	93.17
Independent	82.50	79.60	83.70	84.90	85.10	86.10	85.70	87.80
Sixth Form	71.60	72.70	76.40	77.10	78.80	81.50	82.20	82.50
FE/Tertiary	64.14	67.13	69.62	74.33	73.52	75.17	74.66	74.64
Academy	70.74
Other	63.19	65.48	64.59	70.61	70.09	69.89	70.60	75.50

Cumulative Numbers

schtype	2002	2003	2004	2005	2006	2007	2008	2009
Comprehensive	6592	7796	9240	10064	11021	11629	12407	12953
Grammar	907	963	1313	1356	1581	1621	1650	1786
Independent	534	657	723	744	882	853	839	808
Sixth Form	5249	6182	6778	6890	7536	8192	8019	8250
FE/Tertiary	3848	4215	4332	4700	4604	4755	4697	4613
Academy	324
Other	594	698	777	944	1043	1063	1162	1251

GCE A Level COMMUNICATION STUDIES 2002–2009

Cumulative % at Grade C by school type



*GCE A Level COMMUNICATION STUDIES Grade D by school type 2002- 2009
Cumulative Percentages*

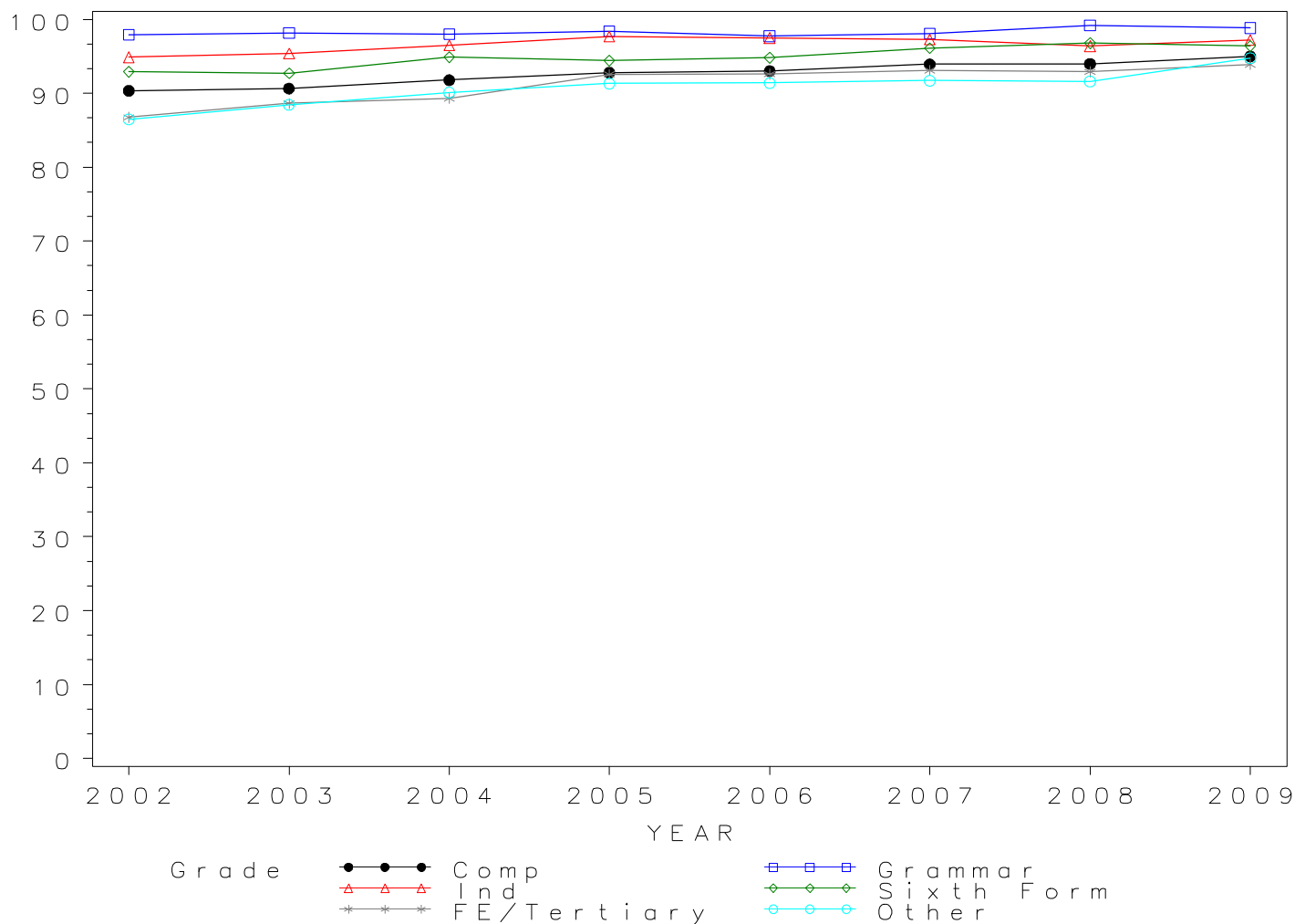
schtype	2002	2003	2004	2005	2006	2007	2008	2009
Comprehensive	90.35	90.63	91.79	92.81	93.01	93.92	93.99	94.98
Grammar	97.91	98.15	98.01	98.41	97.73	98.08	99.21	98.85
Independent	94.90	95.40	96.50	97.70	97.50	97.30	96.40	97.20
Sixth Form	92.90	92.70	94.90	94.40	94.80	96.10	96.80	96.40
FE/Tertiary	86.75	88.63	89.33	92.55	92.59	93.12	92.91	93.88
Academy	91.70
Other	86.49	88.46	90.11	91.32	91.40	91.72	91.62	94.75

Cumulative Numbers

schtype	2002	2003	2004	2005	2006	2007	2008	2009
Comprehensive	8672	10285	11908	12745	13859	14328	15318	15877
Grammar	985	1063	1427	1490	1682	1737	1759	1895
Independent	614	787	834	856	1010	964	944	894
Sixth Form	6810	7882	8420	8437	9067	9659	9443	9640
FE/Tertiary	5204	5565	5558	5852	5798	5891	5845	5802
Academy	420
Other	813	943	1084	1221	1360	1395	1508	1570

GCE A Level COMMUNICATION STUDIES 2002–2009

Cumulative % at Grade D by school type



*GCE A Level COMMUNICATION STUDIES Grade E by school type 2002- 2009
Cumulative Percentages*

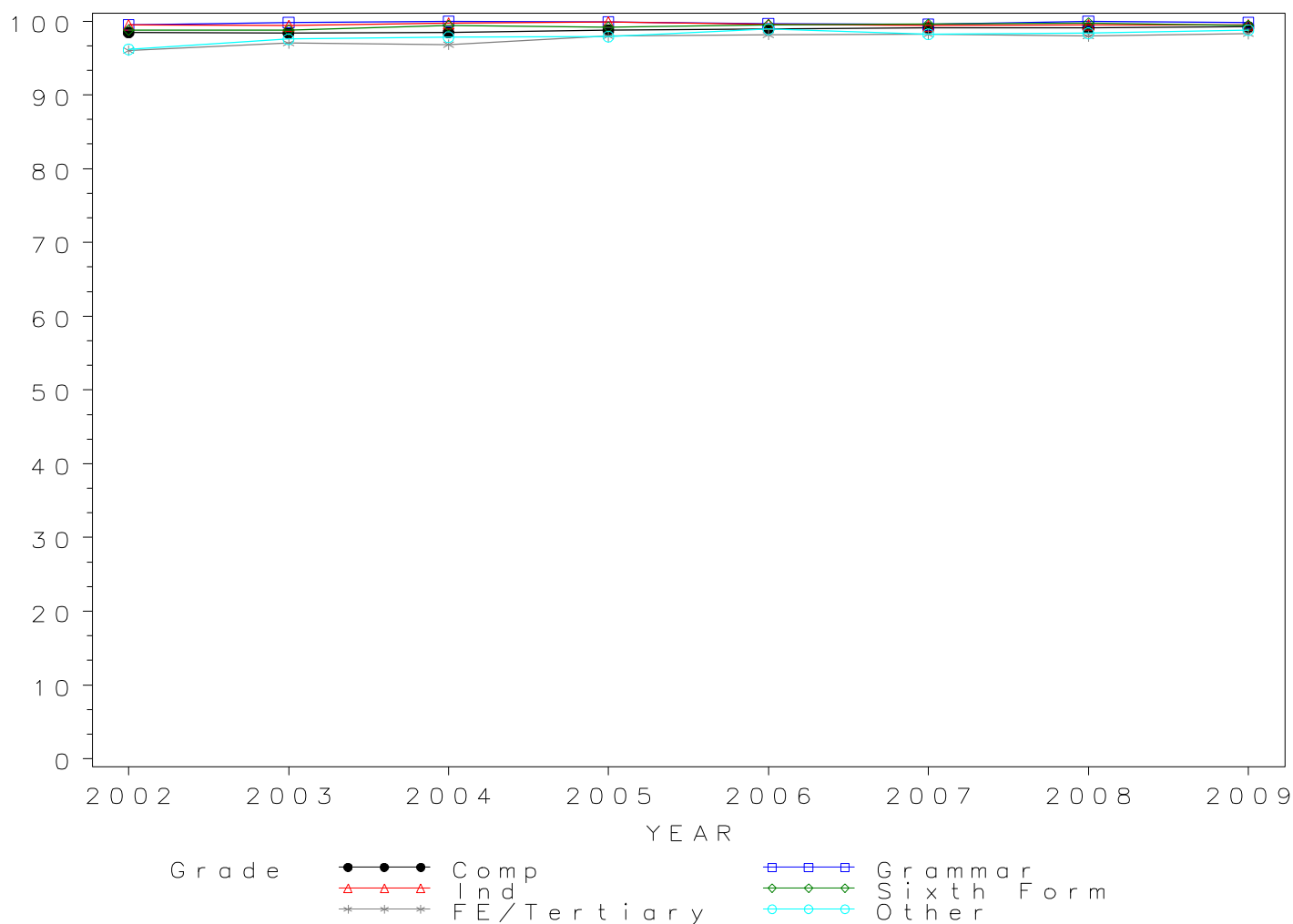
schtype	2002	2003	2004	2005	2006	2007	2008	2009
Comprehensive	98.48	98.38	98.50	98.78	98.97	99.12	99.06	99.23
Grammar	99.50	99.82	100.00	99.87	99.65	99.55	100.00	99.79
Independent	99.50	99.40	99.70	99.90	99.60	99.40	99.50	99.50
Sixth Form	98.80	98.80	99.40	99.20	99.50	99.60	99.70	99.40
FE/Tertiary	96.05	97.02	96.83	97.96	98.15	98.21	97.98	98.28
Academy	98.91
Other	96.17	97.56	97.84	97.91	98.92	98.22	98.36	98.79

Cumulative Numbers

schtype	2002	2003	2004	2005	2006	2007	2008	2009
Comprehensive	9452	11164	12778	13565	14747	15121	16144	16587
Grammar	1001	1081	1456	1512	1715	1763	1773	1913
Independent	644	820	861	875	1032	985	974	915
Sixth Form	7243	8401	8819	8866	9516	10011	9726	9940
FE/Tertiary	5762	6092	6025	6194	6146	6213	6164	6074
Academy	453
Other	904	1040	1177	1309	1472	1494	1619	1637

GCE A Level COMMUNICATION STUDIES 2002–2009

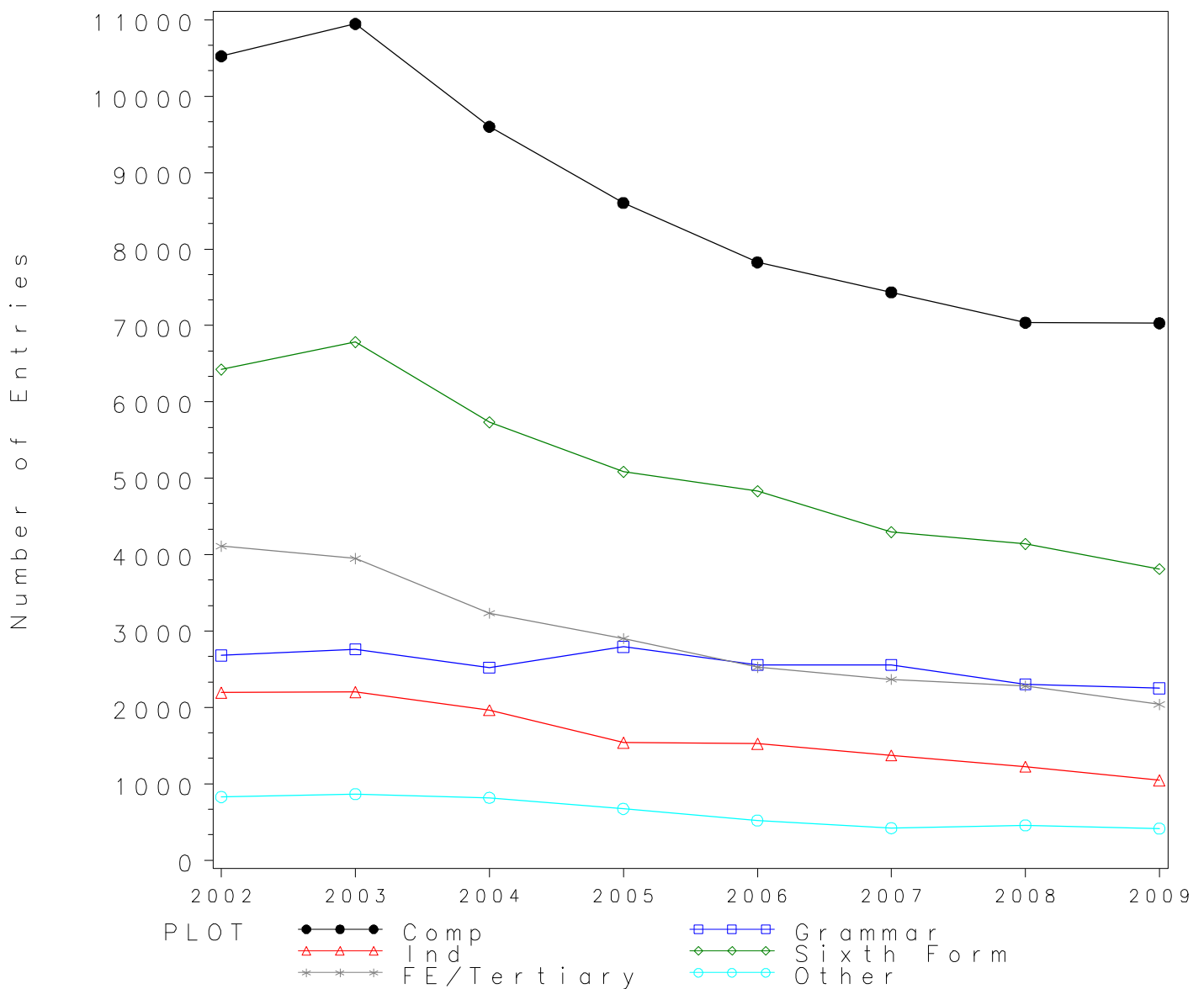
Cumulative % at Grade E by school type



*Numbers of GCE A Level entries in COMPUTING/INFORMATION by school type
2002- 2009*

schtype	2002	2003	2004	2005	2006	2007	2008	2009
Comprehensive	10525	10948	9602	8604	7826	7435	7037	7030
Grammar	2682	2763	2523	2793	2556	2557	2303	2251
Independent	2194	2203	1964	1538	1524	1372	1224	1046
Sixth Form	6424	6783	5734	5085	4831	4295	4139	3811
FE/Tertiary	4110	3950	3235	2902	2524	2367	2279	2038
Academy	132
Other	828	866	818	673	520	420	457	416

GCE A Level COMPUTING/INFORMATION Entries by school type 2002–2009



*GCE A Level COMPUTING/INFORMATION Grade A by school type 2002- 2009
Cumulative Percentages*

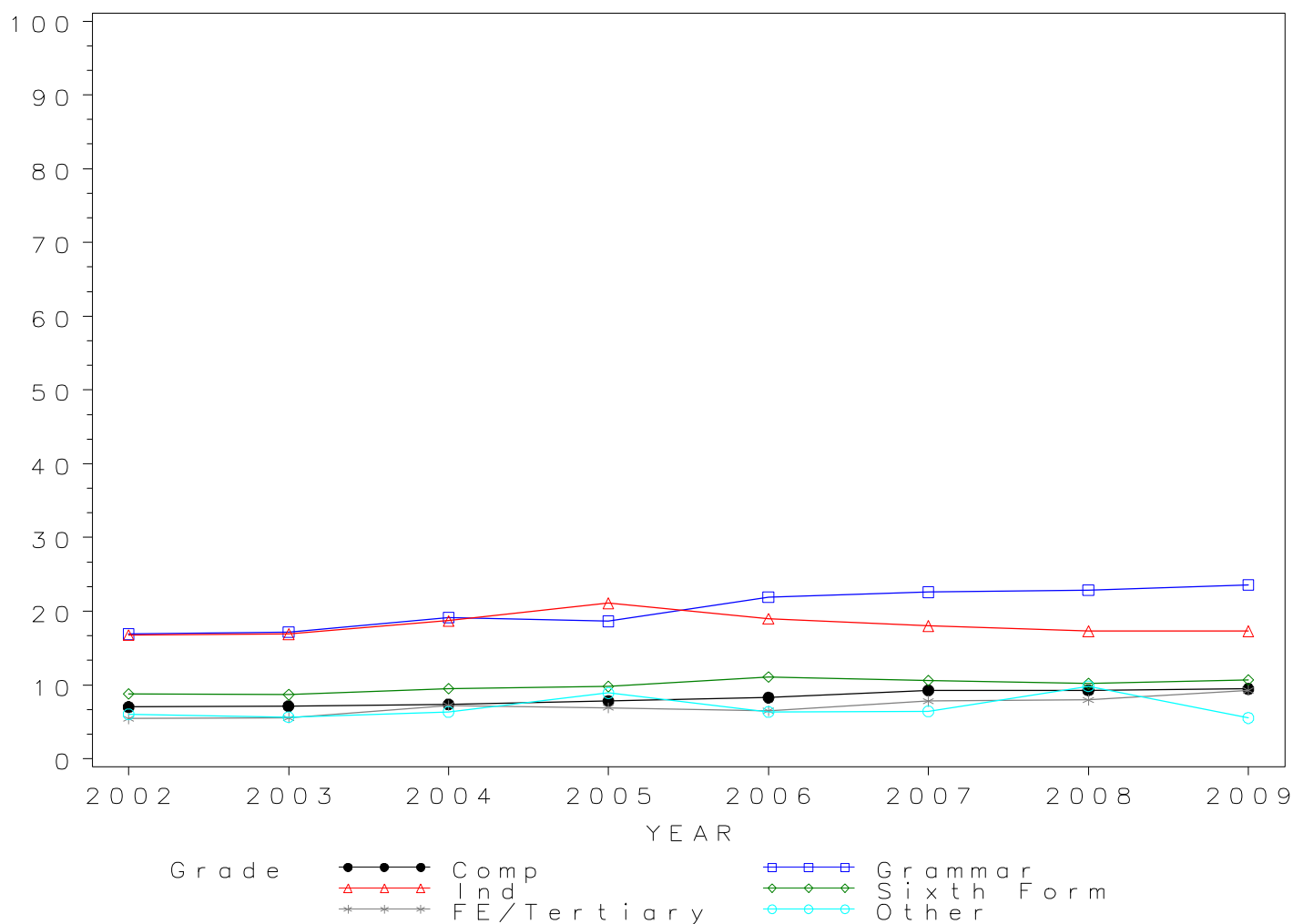
schtype	2002	2003	2004	2005	2006	2007	2008	2009
Comprehensive	7.02	7.15	7.38	7.83	8.29	9.28	9.29	9.47
Grammar	16.89	17.19	19.14	18.65	21.91	22.60	22.88	23.59
Independent	16.80	16.90	18.70	21.10	19.00	18.00	17.30	17.30
Sixth Form	8.80	8.70	9.50	9.80	11.10	10.60	10.20	10.70
FE/Tertiary	5.45	5.54	7.23	6.93	6.50	7.82	7.99	9.27
Academy	6.82
Other	6.04	5.66	6.36	8.92	6.35	6.43	9.85	5.53

Cumulative Numbers

schtype	2002	2003	2004	2005	2006	2007	2008	2009
Comprehensive	739	783	709	674	649	690	654	666
Grammar	453	475	483	521	560	578	527	531
Independent	369	372	367	325	290	247	212	181
Sixth Form	565	590	545	498	536	455	422	408
FE/Tertiary	224	219	234	201	164	185	182	189
Academy	9
Other	50	49	52	60	33	27	45	23

GCE A Level COMPUTING/INFORMATION 2002–2009

Cumulative % at Grade A by school type



*GCE A Level COMPUTING/INFORMATION Grade B by school type 2002- 2009
Cumulative Percentages*

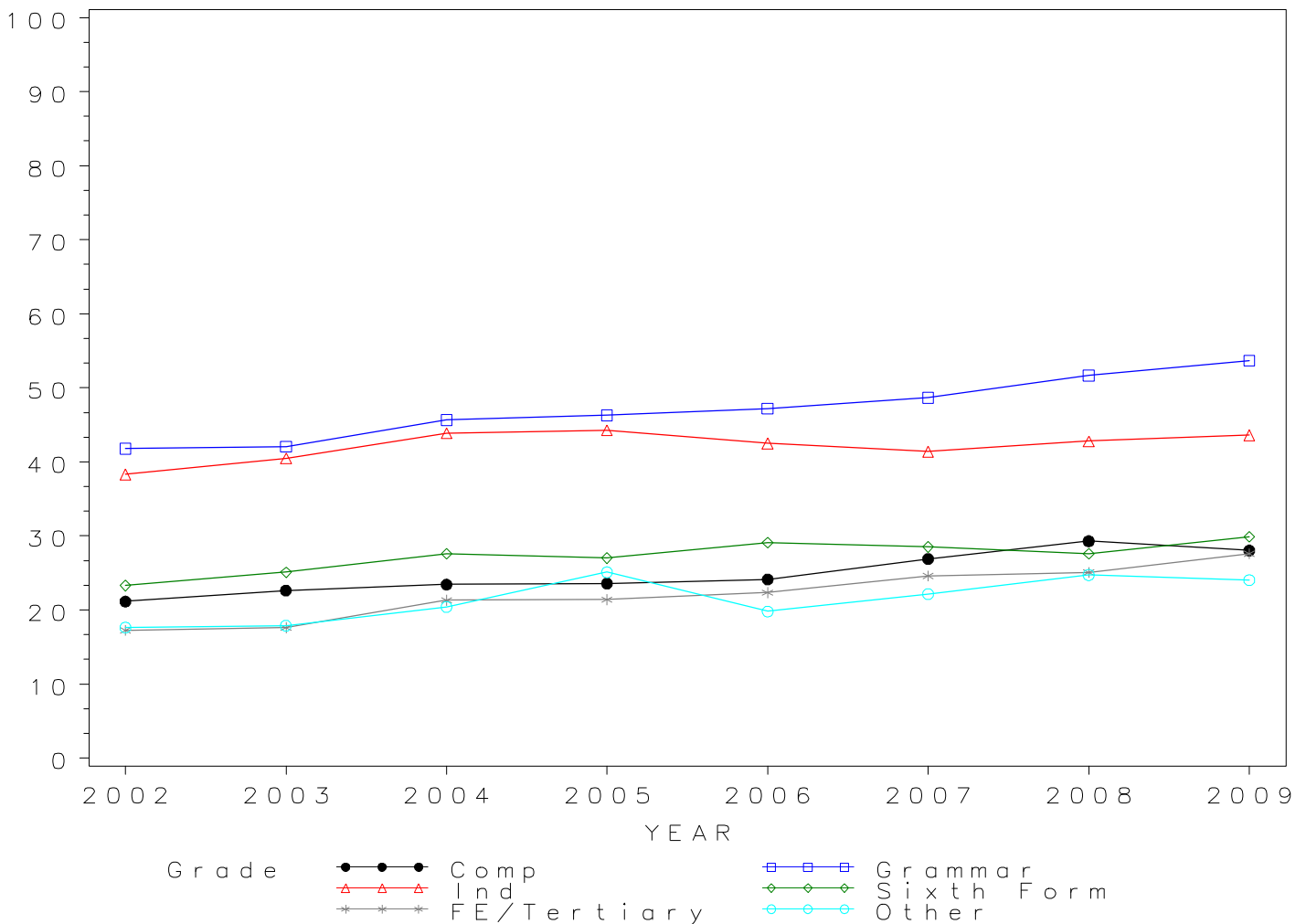
schtype	2002	2003	2004	2005	2006	2007	2008	2009
Comprehensive	21.16	22.64	23.44	23.58	24.14	26.90	29.30	28.04
Grammar	41.80	42.06	45.66	46.29	47.18	48.65	51.67	53.67
Independent	38.30	40.50	43.90	44.30	42.50	41.40	42.80	43.60
Sixth Form	23.30	25.10	27.60	27.00	29.10	28.50	27.60	29.90
FE/Tertiary	17.25	17.62	21.33	21.40	22.35	24.59	25.10	27.63
Academy	23.48
Other	17.63	17.90	20.42	25.11	19.81	22.14	24.73	24.04

Cumulative Numbers

schtype	2002	2003	2004	2005	2006	2007	2008	2009
Comprehensive	2227	2479	2251	2029	1889	2000	2062	1971
Grammar	1121	1162	1152	1293	1206	1244	1190	1208
Independent	840	892	862	681	648	568	524	456
Sixth Form	1497	1703	1583	1373	1406	1224	1142	1139
FE/Tertiary	709	696	690	621	564	582	572	563
Academy	31
Other	146	155	167	169	103	93	113	100

GCE A Level COMPUTING/INFORMATION 2002–2009

Cumulative % at Grade B by school type



*GCE A Level COMPUTING/INFORMATION Grade C by school type 2002- 2009
Cumulative Percentages*

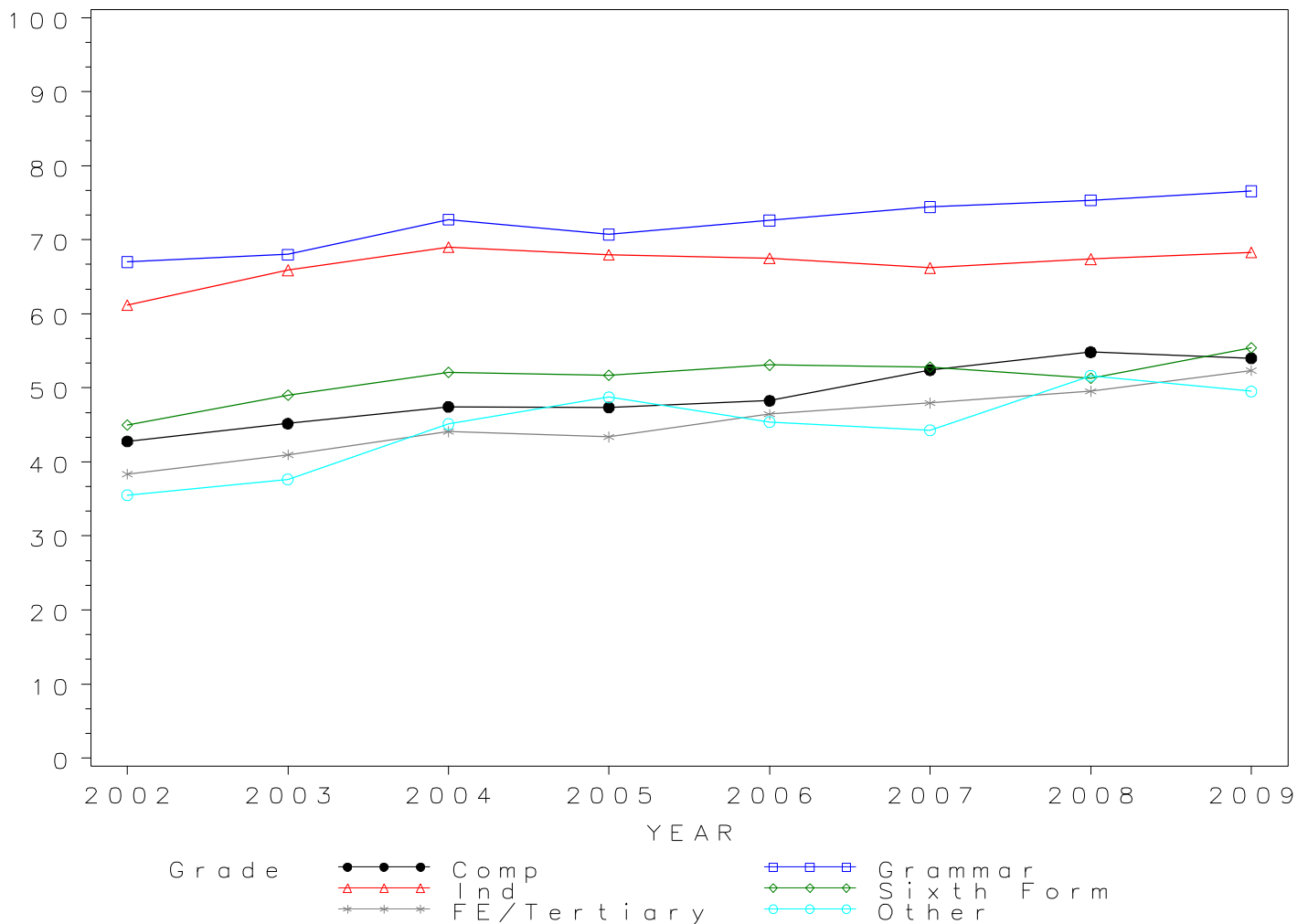
schtype	2002	2003	2004	2005	2006	2007	2008	2009
Comprehensive	42.76	45.18	47.44	47.35	48.26	52.39	54.82	54.00
Grammar	67.00	68.01	72.73	70.71	72.61	74.42	75.34	76.54
Independent	61.20	65.90	69.00	68.00	67.50	66.20	67.40	68.30
Sixth Form	45.00	49.00	52.10	51.70	53.10	52.80	51.30	55.40
FE/Tertiary	38.35	40.96	44.08	43.38	46.43	47.95	49.54	52.36
Academy	43.94
Other	35.51	37.64	45.11	48.74	45.38	44.29	51.64	49.52

Cumulative Numbers

schtype	2002	2003	2004	2005	2006	2007	2008	2009
Comprehensive	4501	4946	4555	4074	3777	3895	3858	3796
Grammar	1797	1879	1835	1975	1856	1903	1735	1723
Independent	1343	1452	1355	1046	1029	908	825	714
Sixth Form	2891	3324	2987	2629	2565	2268	2123	2111
FE/Tertiary	1576	1618	1426	1259	1172	1135	1129	1067
Academy	58
Other	294	326	369	328	236	186	236	206

GCE A Level COMPUTING/INFORMATION 2002–2009

Cumulative % at Grade C by school type



*GCE A Level COMPUTING/INFORMATION Grade D by school type 2002- 2009
Cumulative Percentages*

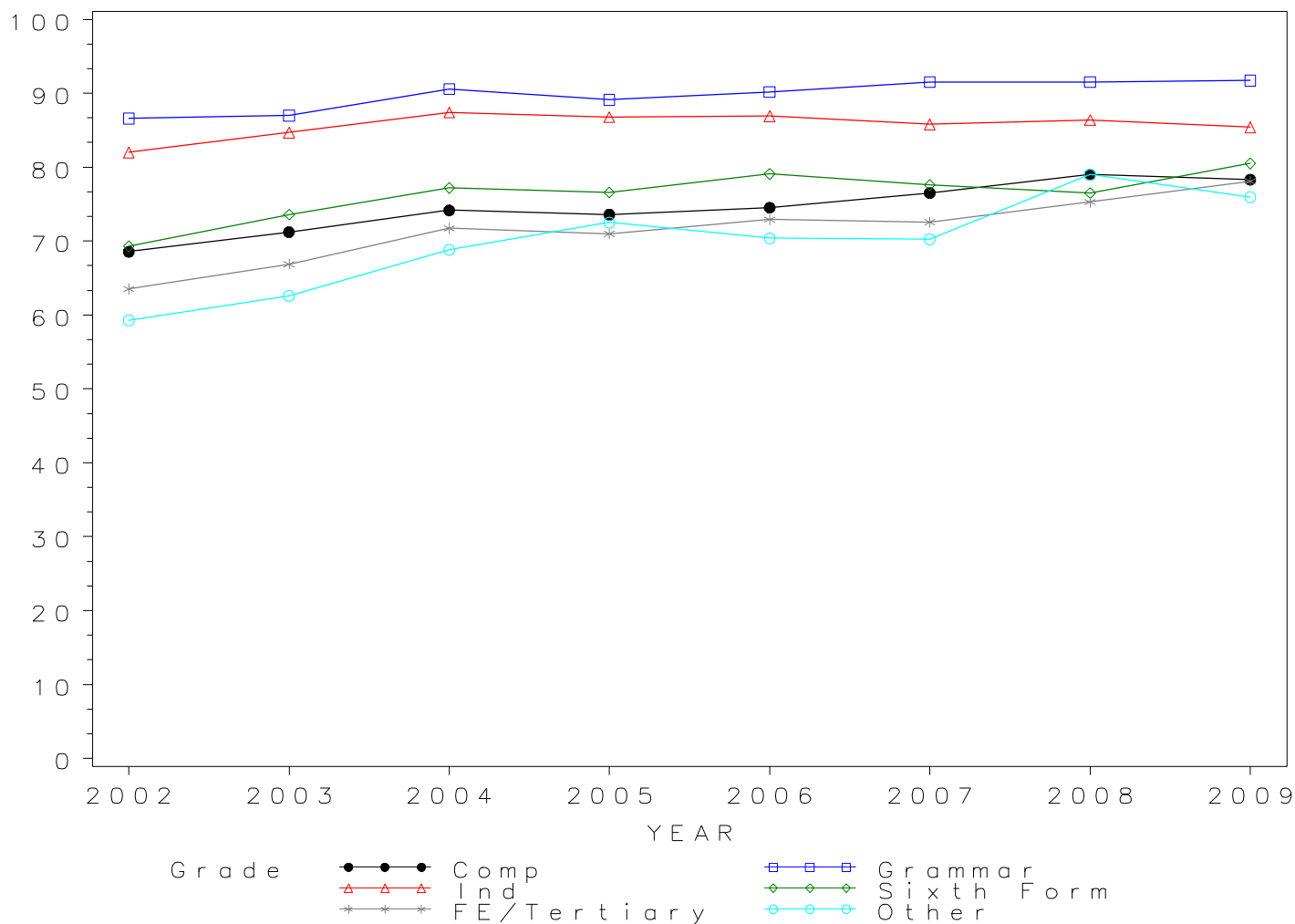
schtype	2002	2003	2004	2005	2006	2007	2008	2009
Comprehensive	68.57	71.24	74.17	73.58	74.52	76.52	79.00	78.31
Grammar	86.58	86.97	90.57	89.12	90.18	91.51	91.53	91.74
Independent	82.00	84.70	87.40	86.80	86.90	85.80	86.40	85.40
Sixth Form	69.30	73.60	77.20	76.60	79.10	77.60	76.50	80.50
FE/Tertiary	63.53	66.89	71.75	70.99	72.94	72.58	75.30	78.12
Academy	71.21
Other	59.30	62.59	68.83	72.51	70.38	70.24	78.99	75.96

Cumulative Numbers

schtype	2002	2003	2004	2005	2006	2007	2008	2009
Comprehensive	7217	7799	7122	6331	5832	5689	5559	5505
Grammar	2322	2403	2285	2489	2305	2340	2108	2065
Independent	1799	1866	1717	1335	1324	1177	1058	893
Sixth Form	4452	4992	4427	3895	3821	3333	3166	3068
FE/Tertiary	2611	2642	2321	2060	1841	1718	1716	1592
Academy	94
Other	491	542	563	488	366	295	361	316

GCE A Level COMPUTING/INFORMATION 2002–2009

Cumulative % at Grade D by school type



*GCE A Level COMPUTING/INFORMATION Grade E by school type 2002- 2009
Cumulative Percentages*

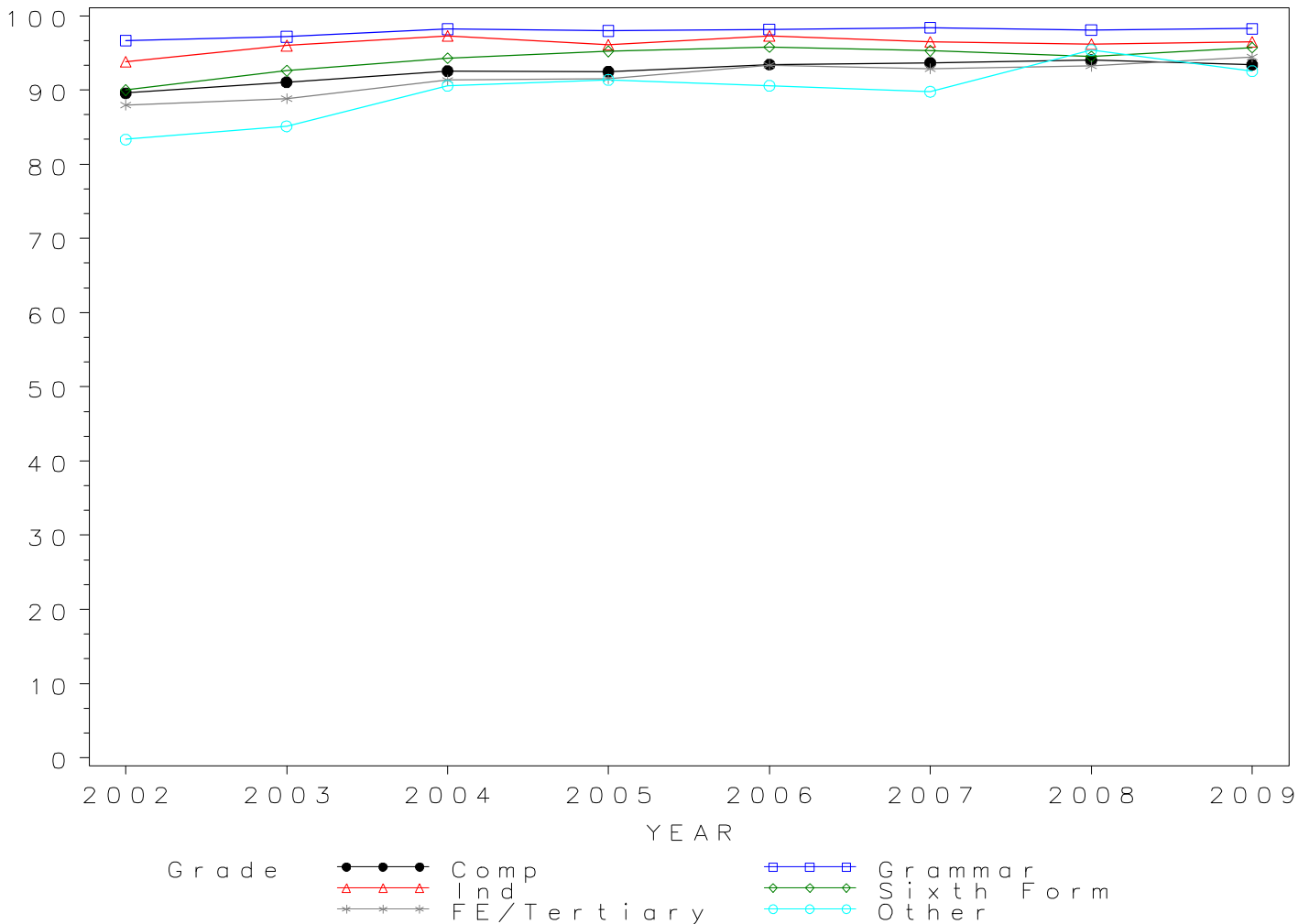
schtype	2002	2003	2004	2005	2006	2007	2008	2009
Comprehensive	89.58	91.06	92.56	92.48	93.44	93.67	94.02	93.40
Grammar	96.68	97.18	98.22	97.96	98.16	98.40	98.09	98.27
Independent	93.80	96.00	97.30	96.10	97.30	96.50	96.20	96.50
Sixth Form	90.00	92.60	94.30	95.20	95.80	95.30	94.50	95.70
FE/Tertiary	87.98	88.84	91.34	91.52	93.34	92.86	93.24	94.46
Academy	90.91
Other	83.33	85.10	90.59	91.38	90.58	89.76	95.40	92.55

Cumulative Numbers

schtype	2002	2003	2004	2005	2006	2007	2008	2009
Comprehensive	9428	9969	8888	7957	7313	6964	6616	6566
Grammar	2593	2685	2478	2736	2509	2516	2259	2212
Independent	2058	2115	1911	1478	1483	1324	1177	1009
Sixth Form	5782	6281	5407	4841	4628	4093	3911	3647
FE/Tertiary	3616	3509	2955	2656	2356	2198	2125	1925
Academy	120
Other	690	737	741	615	471	377	436	385

GCE A Level COMPUTING/INFORMATION 2002–2009

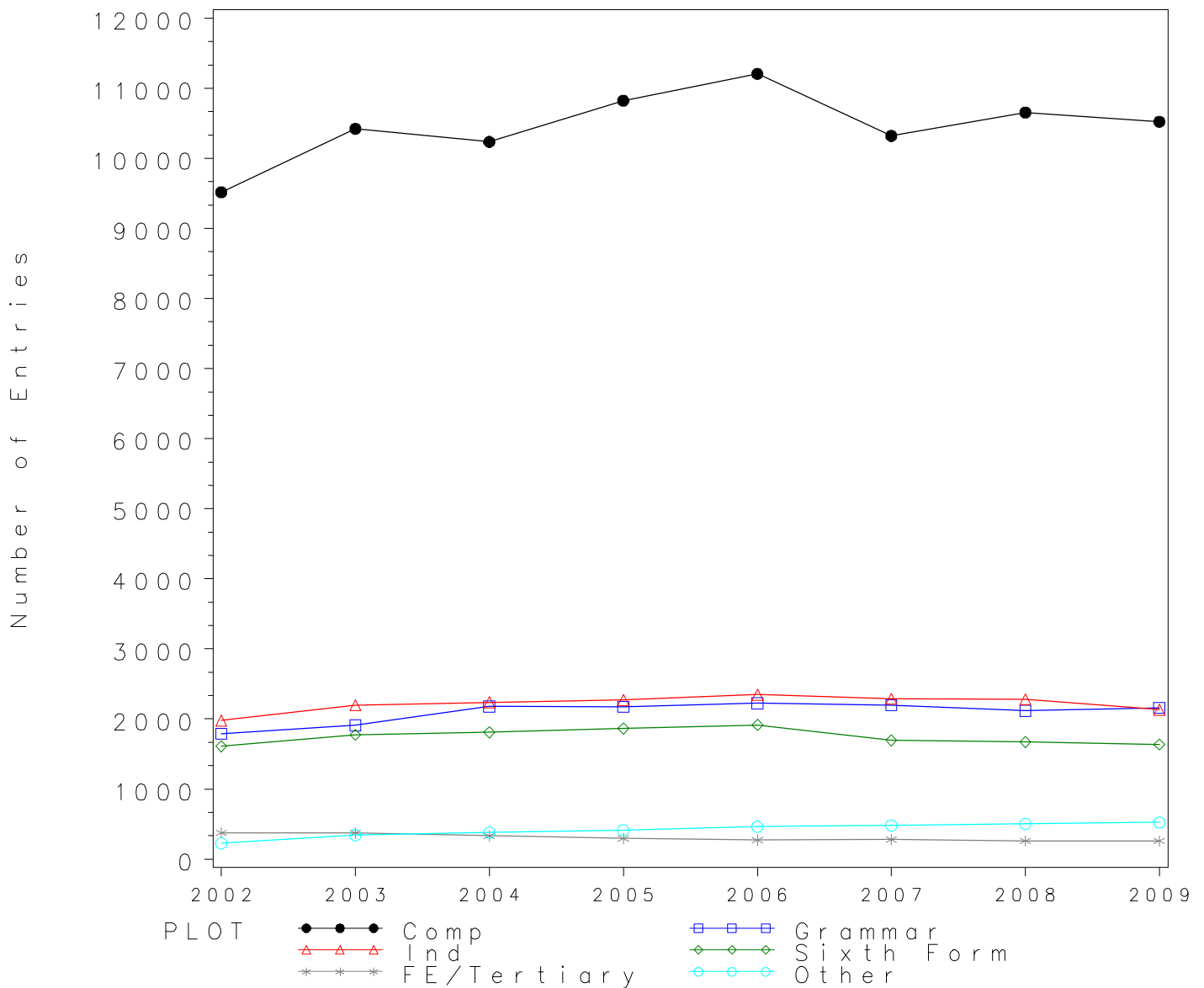
Cumulative % at Grade E by school type



*Numbers of GCE A Level entries in DESIGN AND TECHNOLOGY by school type
2002- 2009*

schtype	2002	2003	2004	2005	2006	2007	2008	2009
Comprehensive	9517	10423	10236	10825	11207	10322	10654	10523
Grammar	1791	1909	2178	2175	2226	2197	2118	2160
Independent	1980	2199	2238	2272	2349	2290	2283	2132
Sixth Form	1609	1775	1811	1865	1915	1693	1671	1638
FE/Tertiary	376	374	334	294	270	281	260	259
Academy	255
Other	226	342	379	415	463	480	503	524

GCE A Level DESIGN AND TECHNOLOGY Entries by school type 2002–2009



*GCE A Level DESIGN AND TECHNOLOGY Grade A by school type 2002- 2009
Cumulative Percentages*

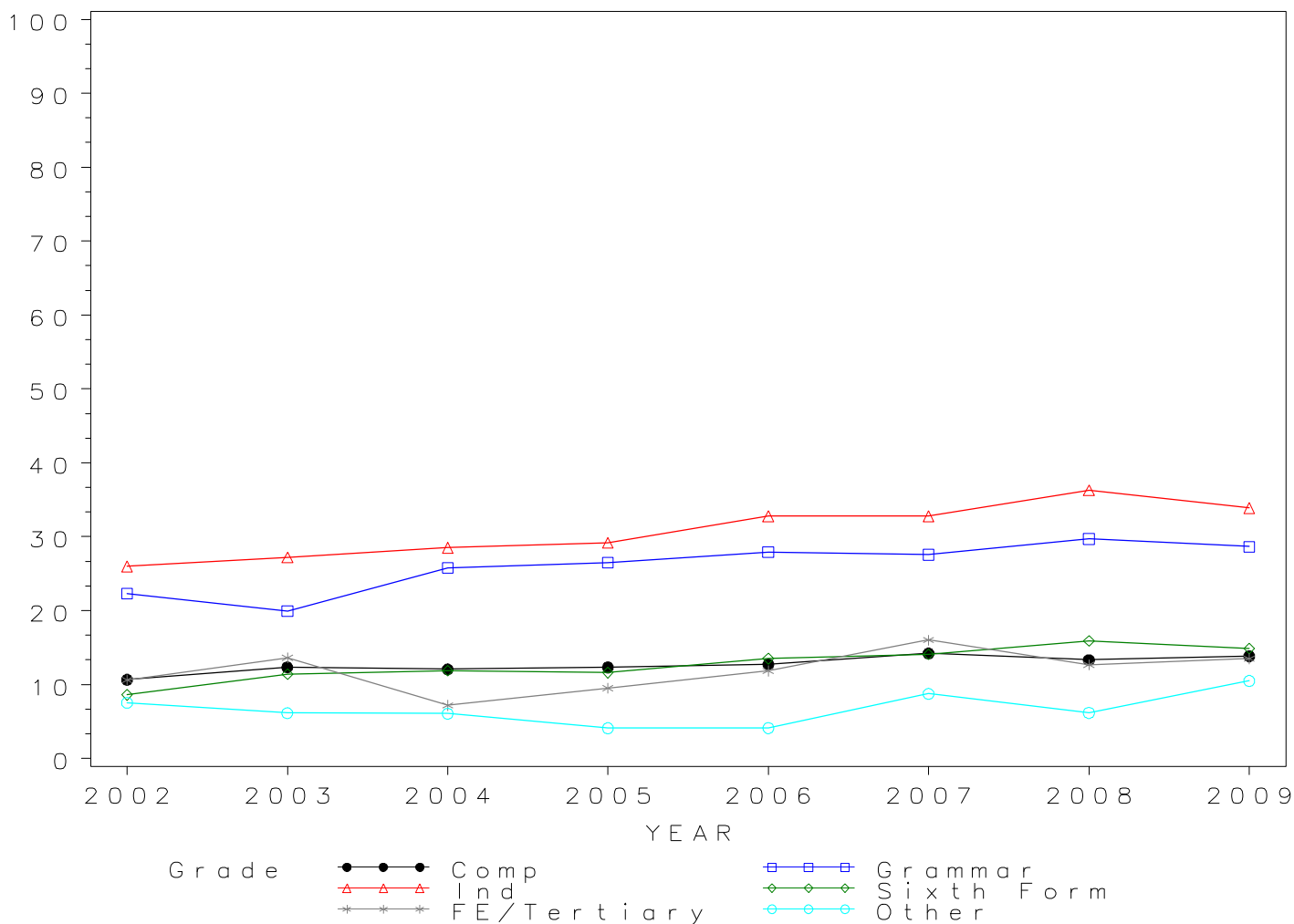
schtype	2002	2003	2004	2005	2006	2007	2008	2009
Comprehensive	10.65	12.33	12.07	12.32	12.73	14.21	13.33	13.83
Grammar	22.33	19.96	25.80	26.48	27.94	27.58	29.70	28.66
Independent	26.00	27.20	28.50	29.20	32.80	32.80	36.30	33.90
Sixth Form	8.60	11.40	11.90	11.60	13.50	14.10	15.90	14.90
FE/Tertiary	10.64	13.64	7.19	9.52	11.85	16.01	12.69	13.51
Academy	8.63
Other	7.52	6.14	6.07	4.10	4.10	8.75	6.16	10.50

Cumulative Numbers

schtype	2002	2003	2004	2005	2006	2007	2008	2009
Comprehensive	1014	1285	1235	1334	1427	1467	1420	1455
Grammar	400	381	562	576	622	606	629	619
Independent	515	598	638	663	770	751	829	723
Sixth Form	138	202	216	216	259	239	266	244
FE/Tertiary	40	51	24	28	32	45	33	35
Academy	22
Other	17	21	23	17	19	42	31	55

GCE A Level DESIGN AND TECHNOLOGY 2002–2009

Cumulative % at Grade A by school type



*GCE A Level DESIGN AND TECHNOLOGY Grade B by school type 2002- 2009
Cumulative Percentages*

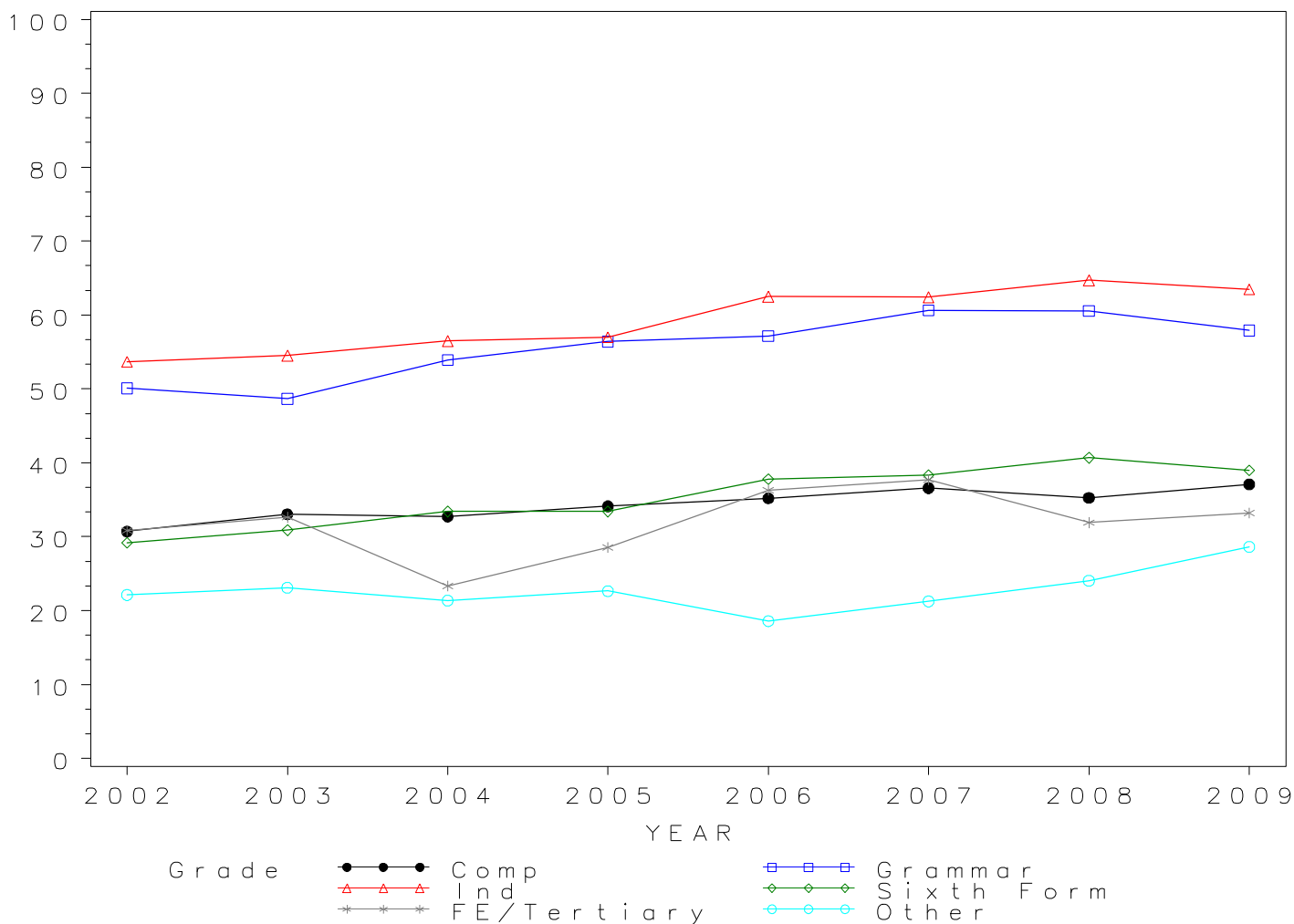
schtype	2002	2003	2004	2005	2006	2007	2008	2009
Comprehensive	30.71	33.03	32.72	34.12	35.21	36.58	35.25	37.10
Grammar	50.08	48.66	53.90	56.41	57.14	60.63	60.58	57.92
Independent	53.70	54.50	56.50	57.00	62.50	62.40	64.70	63.50
Sixth Form	29.20	30.90	33.40	33.40	37.80	38.30	40.70	39.00
FE/Tertiary	30.85	32.62	23.35	28.57	36.30	37.72	31.92	33.20
Academy	34.12
Other	22.12	23.10	21.37	22.65	18.57	21.25	24.06	28.63

Cumulative Numbers

schtype	2002	2003	2004	2005	2006	2007	2008	2009
Comprehensive	2923	3443	3349	3694	3946	3776	3756	3904
Grammar	897	929	1174	1227	1272	1332	1283	1251
Independent	1063	1198	1264	1295	1468	1429	1477	1354
Sixth Form	470	548	605	623	724	648	680	639
FE/Tertiary	116	122	78	84	98	106	83	86
Academy	87
Other	50	79	81	94	86	102	121	150

GCE A Level DESIGN AND TECHNOLOGY 2002–2009

Cumulative % at Grade B by school type



*GCE A Level DESIGN AND TECHNOLOGY Grade C by school type 2002- 2009
Cumulative Percentages*

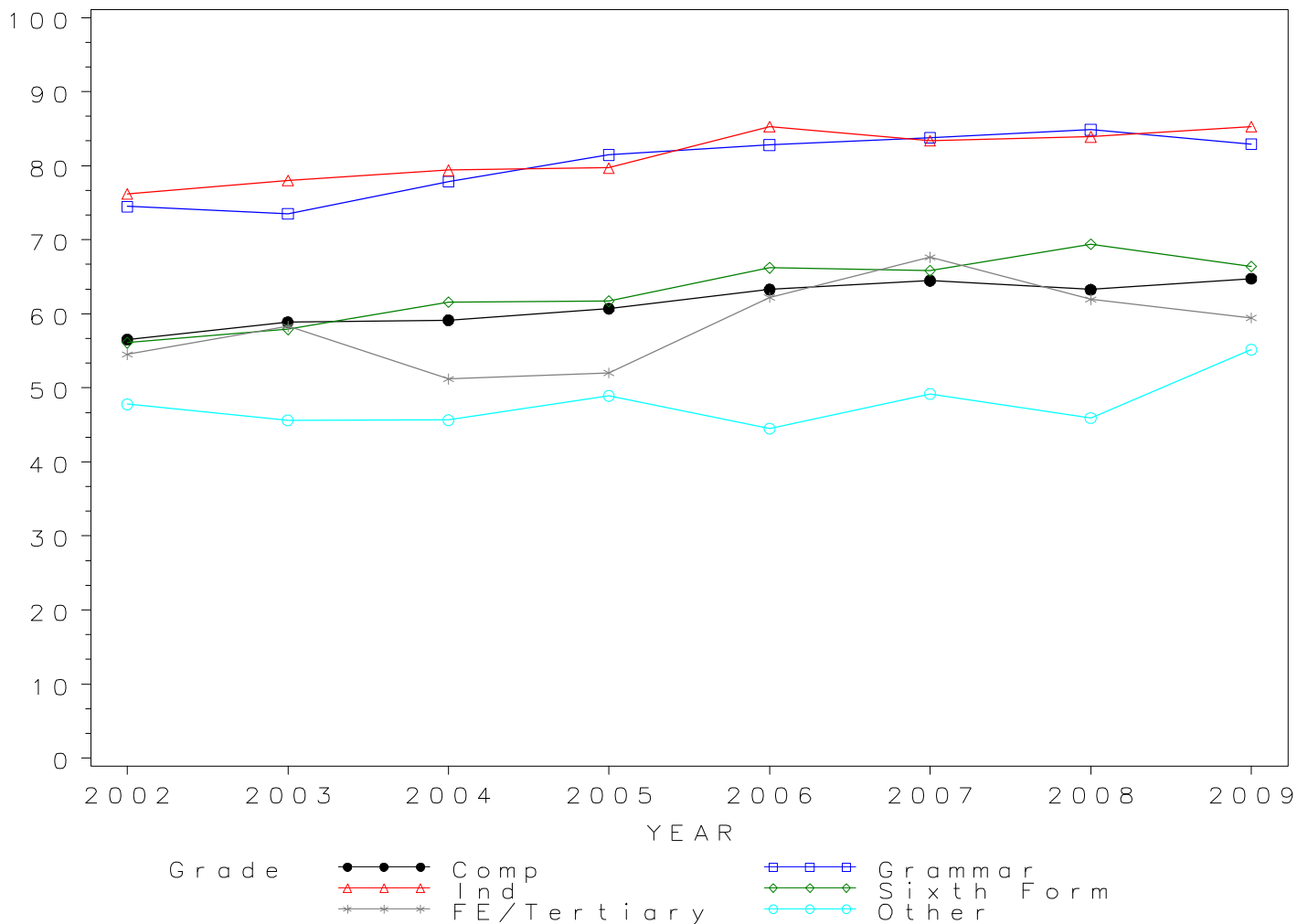
schtype	2002	2003	2004	2005	2006	2007	2008	2009
Comprehensive	56.52	58.88	59.13	60.69	63.28	64.47	63.27	64.76
Grammar	74.48	73.49	77.87	81.47	82.79	83.80	84.84	82.92
Independent	76.20	78.00	79.40	79.70	85.30	83.40	83.90	85.30
Sixth Form	56.10	57.90	61.60	61.70	66.20	65.80	69.40	66.40
FE/Tertiary	54.52	58.29	51.20	52.04	62.22	67.62	61.92	59.46
Academy	59.61
Other	47.79	45.61	45.65	48.92	44.49	49.17	45.92	55.15

Cumulative Numbers

schtype	2002	2003	2004	2005	2006	2007	2008	2009
Comprehensive	5379	6137	6053	6570	7092	6655	6741	6815
Grammar	1334	1403	1696	1772	1843	1841	1797	1791
Independent	1509	1715	1777	1811	2004	1910	1915	1819
Sixth Form	903	1028	1116	1151	1268	1114	1160	1088
FE/Tertiary	205	218	171	153	168	190	161	154
Academy	152
Other	108	156	173	203	206	236	231	289

GCE A Level DESIGN AND TECHNOLOGY 2002–2009

Cumulative % at Grade C by school type



*GCE A Level DESIGN AND TECHNOLOGY Grade D by school type 2002- 2009
Cumulative Percentages*

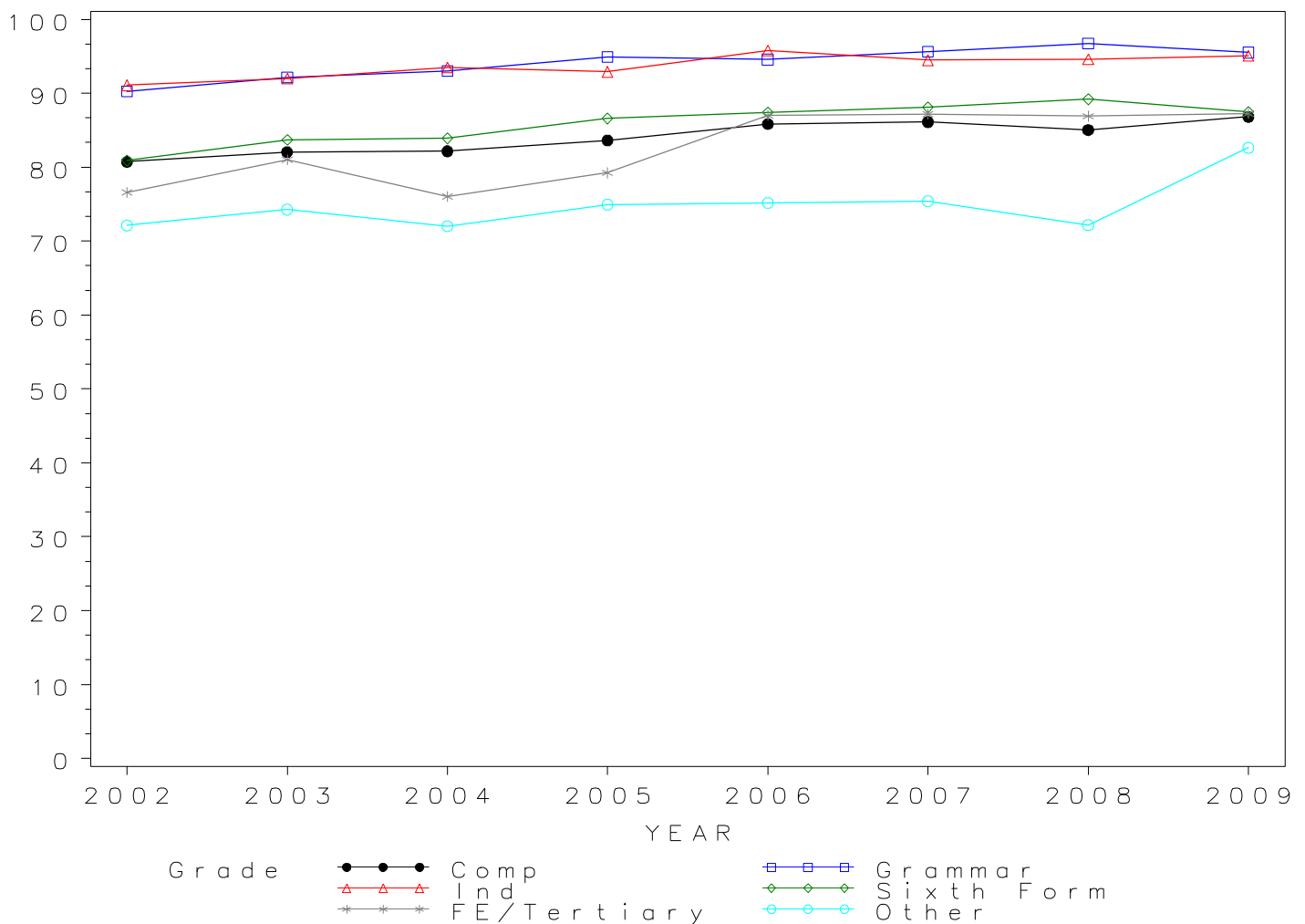
schtype	2002	2003	2004	2005	2006	2007	2008	2009
Comprehensive	80.73	82.06	82.16	83.63	85.86	86.12	85.03	86.81
Grammar	90.28	92.14	93.02	94.94	94.56	95.63	96.74	95.51
Independent	91.10	92.00	93.50	92.90	95.80	94.50	94.60	95.10
Sixth Form	80.90	83.70	83.90	86.60	87.40	88.10	89.20	87.50
FE/Tertiary	76.60	81.02	76.05	79.25	87.04	87.19	86.92	87.26
Academy	86.27
Other	72.12	74.27	72.03	74.94	75.16	75.42	72.17	82.63

Cumulative Numbers

schtype	2002	2003	2004	2005	2006	2007	2008	2009
Comprehensive	7683	8553	8410	9053	9622	8889	9059	9135
Grammar	1617	1759	2026	2065	2105	2101	2049	2063
Independent	1804	2023	2093	2111	2250	2164	2160	2028
Sixth Form	1302	1486	1519	1615	1674	1492	1491	1433
FE/Tertiary	288	303	254	233	235	245	226	226
Academy	220
Other	163	254	273	311	348	362	363	433

GCE A Level DESIGN AND TECHNOLOGY 2002–2009

Cumulative % at Grade D by school type



*GCE A Level DESIGN AND TECHNOLOGY Grade E by school type 2002- 2009
Cumulative Percentages*

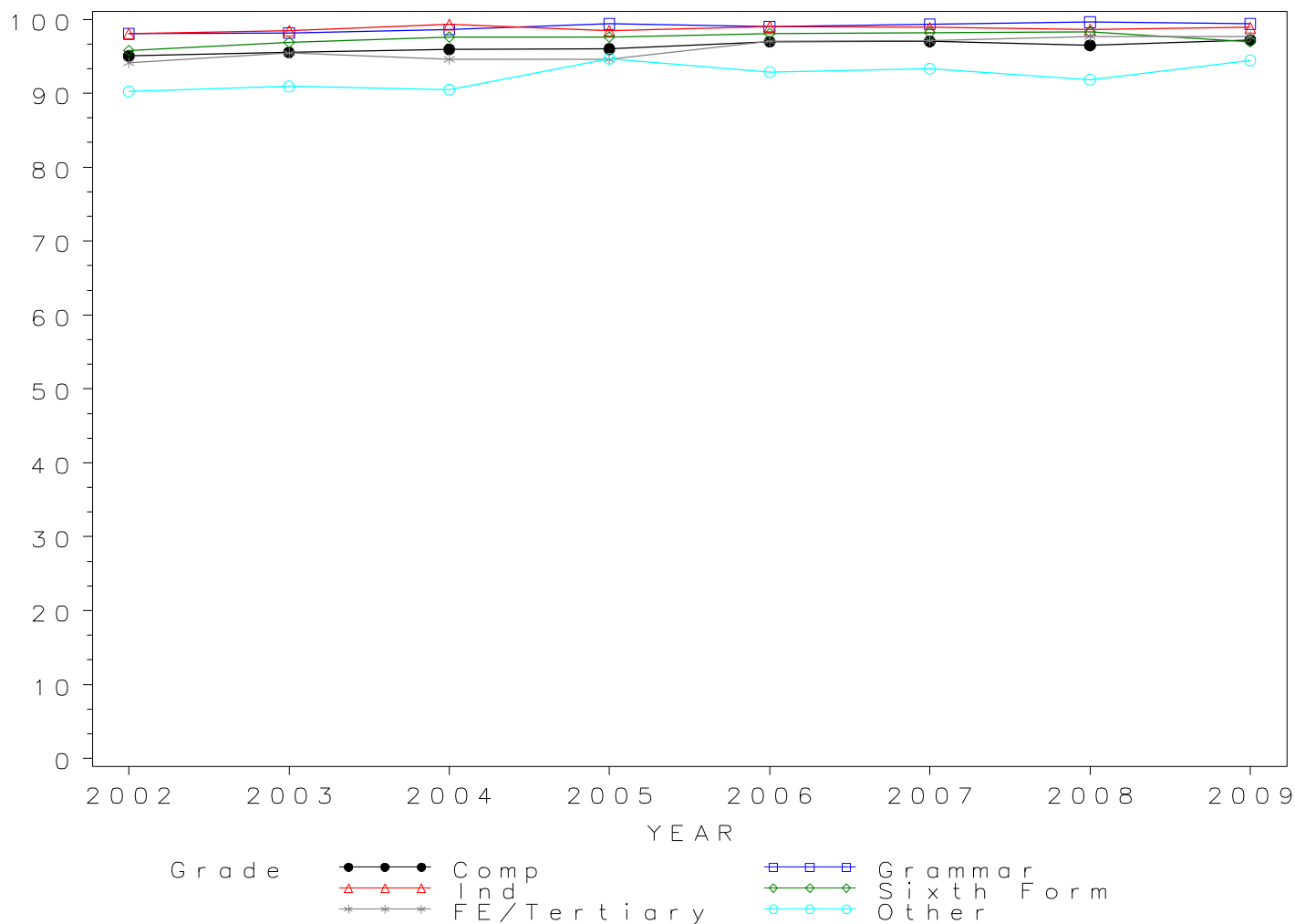
schtype	2002	2003	2004	2005	2006	2007	2008	2009
Comprehensive	95.06	95.54	95.96	96.00	97.00	97.03	96.48	97.21
Grammar	98.05	98.17	98.62	99.40	99.06	99.36	99.62	99.40
Independent	98.10	98.50	99.30	98.50	99.00	98.90	98.60	98.90
Sixth Form	95.80	96.90	97.60	97.60	98.10	98.20	98.30	97.00
FE/Tertiary	94.15	95.45	94.61	94.56	97.04	97.15	97.69	97.68
Academy	96.86
Other	90.27	90.94	90.50	94.70	92.87	93.33	91.85	94.47

Cumulative Numbers

schtype	2002	2003	2004	2005	2006	2007	2008	2009
Comprehensive	9047	9958	9822	10392	10871	10015	10279	10229
Grammar	1756	1874	2148	2162	2205	2183	2110	2147
Independent	1942	2166	2222	2238	2326	2265	2251	2109
Sixth Form	1541	1720	1768	1820	1879	1663	1643	1589
FE/Tertiary	354	357	316	278	262	273	254	253
Academy	247
Other	204	311	343	393	430	448	462	495

GCE A Level DESIGN AND TECHNOLOGY 2002–2009

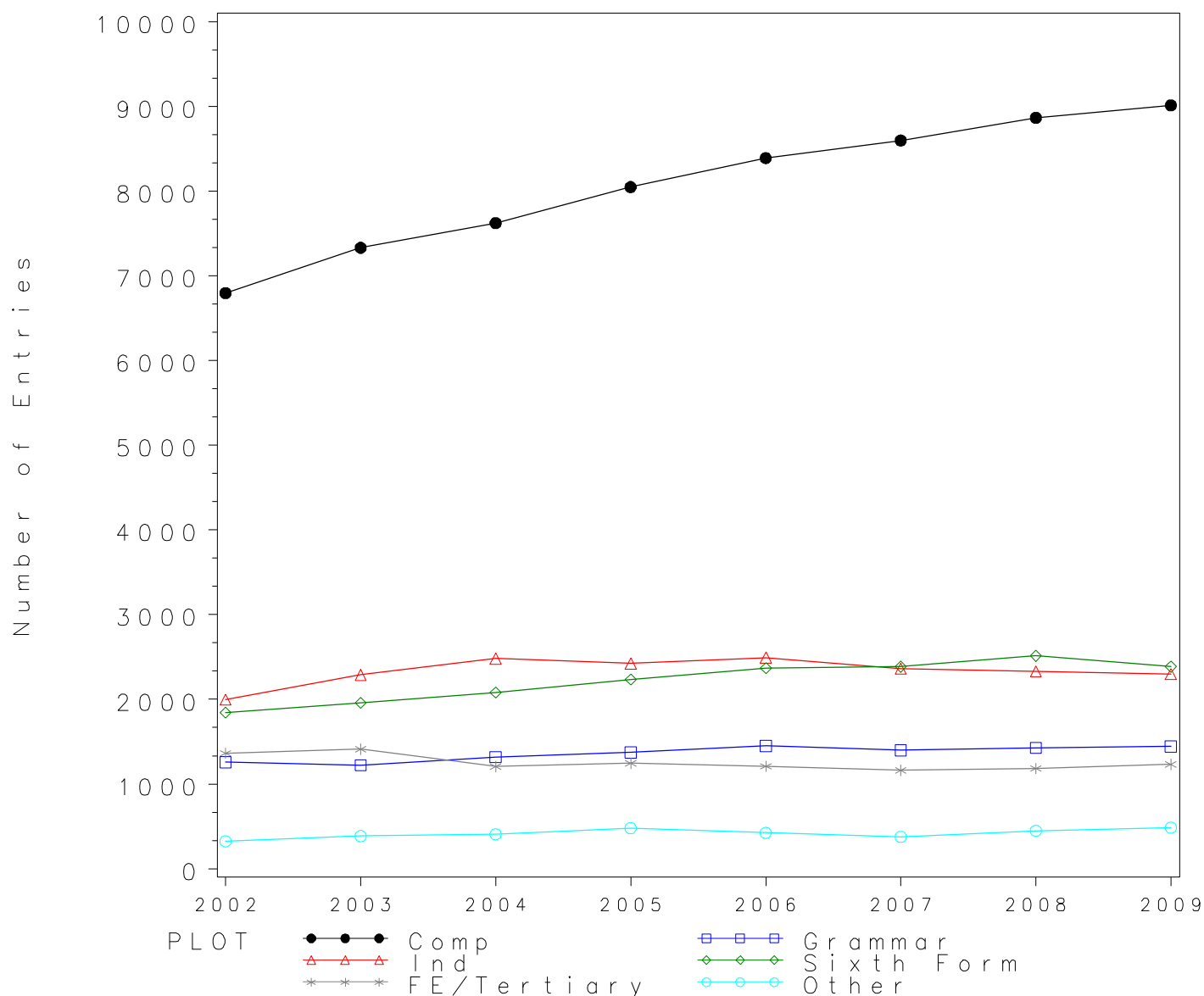
Cumulative % at Grade E by school type



Numbers of GCE A Level entries in DRAMA by school type 2002- 2009

schtype	2002	2003	2004	2005	2006	2007	2008	2009
Comprehensive	6798	7332	7623	8049	8391	8599	8866	9013
Grammar	1259	1224	1319	1375	1449	1399	1428	1443
Independent	1998	2290	2481	2425	2493	2363	2331	2298
Sixth Form	1845	1960	2081	2235	2369	2386	2514	2385
FE/Tertiary	1364	1413	1208	1247	1210	1161	1185	1232
Academy	112
Other	324	386	407	479	424	378	449	485

GCE A Level DRAMA Entries by school type 2002–2009



*GCE A Level DRAMA Grade A by school type 2002- 2009
Cumulative Percentages*

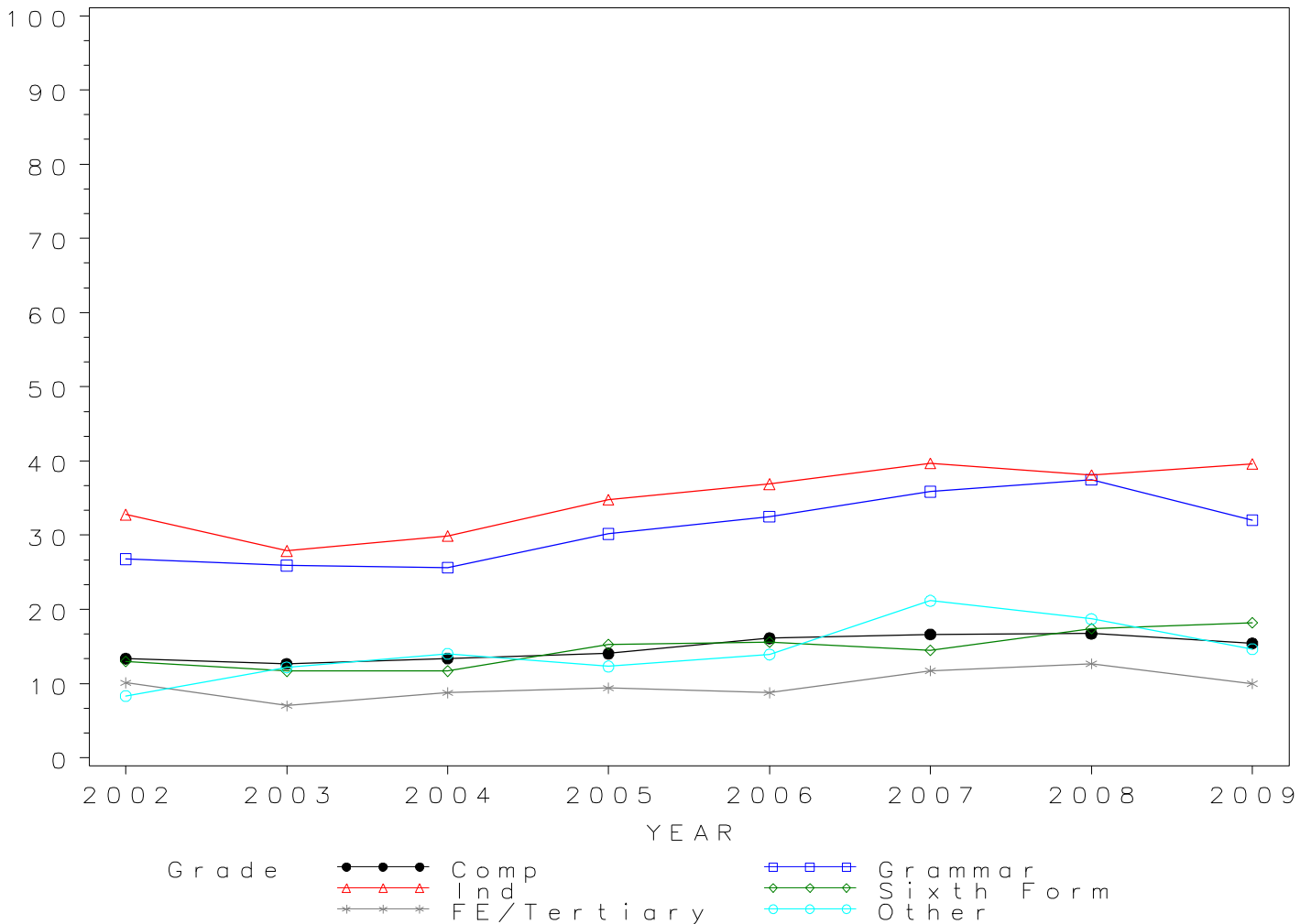
sctype	2002	2003	2004	2005	2006	2007	2008	2009
Comprehensive	13.36	12.66	13.38	14.05	16.11	16.64	16.73	15.41
Grammar	26.77	25.90	25.63	30.18	32.51	35.88	37.46	32.02
Independent	32.80	27.90	29.90	34.80	36.90	39.70	38.10	39.60
Sixth Form	13.00	11.70	11.70	15.30	15.60	14.50	17.40	18.20
FE/Tertiary	10.12	7.01	8.77	9.38	8.76	11.71	12.66	9.98
Academy	13.39
Other	8.33	12.18	14.00	12.32	13.92	21.16	18.71	14.64

Cumulative Numbers

sctype	2002	2003	2004	2005	2006	2007	2008	2009
Comprehensive	908	928	1020	1131	1352	1431	1483	1389
Grammar	337	317	338	415	471	502	535	462
Independent	655	639	742	844	920	938	888	910
Sixth Form	240	229	243	342	370	346	437	434
FE/Tertiary	138	99	106	117	106	136	150	123
Academy	15
Other	27	47	57	59	59	80	84	71

GCE A Level DRAMA 2002–2009

Cumulative % at Grade A by school type



*GCE A Level DRAMA Grade B by school type 2002- 2009
Cumulative Percentages*

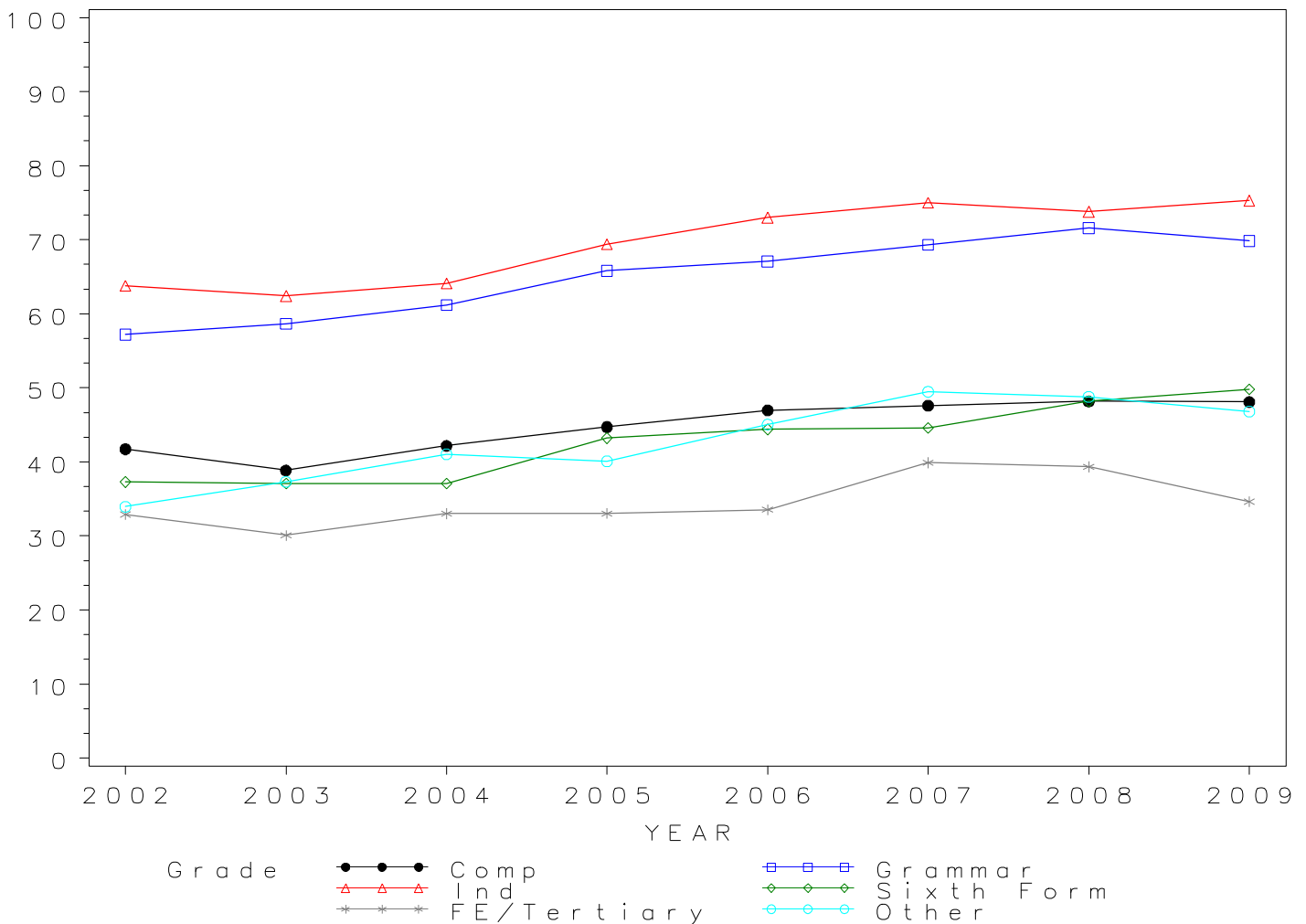
schtype	2002	2003	2004	2005	2006	2007	2008	2009
Comprehensive	41.72	38.86	42.17	44.71	46.96	47.60	48.17	48.10
Grammar	57.19	58.66	61.18	65.82	67.08	69.34	71.57	69.85
Independent	63.80	62.40	64.10	69.40	73.00	75.00	73.80	75.30
Sixth Form	37.30	37.10	37.10	43.20	44.40	44.60	48.20	49.80
FE/Tertiary	32.92	30.08	33.03	33.04	33.55	39.88	39.32	34.66
Academy	35.71
Other	33.95	37.31	41.03	40.08	45.05	49.47	48.78	46.80

Cumulative Numbers

schtype	2002	2003	2004	2005	2006	2007	2008	2009
Comprehensive	2836	2849	3215	3599	3940	4093	4271	4335
Grammar	720	718	807	905	972	970	1022	1008
Independent	1275	1429	1590	1683	1820	1772	1720	1730
Sixth Form	688	727	772	966	1052	1064	1212	1188
FE/Tertiary	449	425	399	412	406	463	466	427
Academy	40
Other	110	144	167	192	191	187	219	227

GCE A Level DRAMA 2002–2009

Cumulative % at Grade B by school type



*GCE A Level DRAMA Grade C by school type 2002- 2009
Cumulative Percentages*

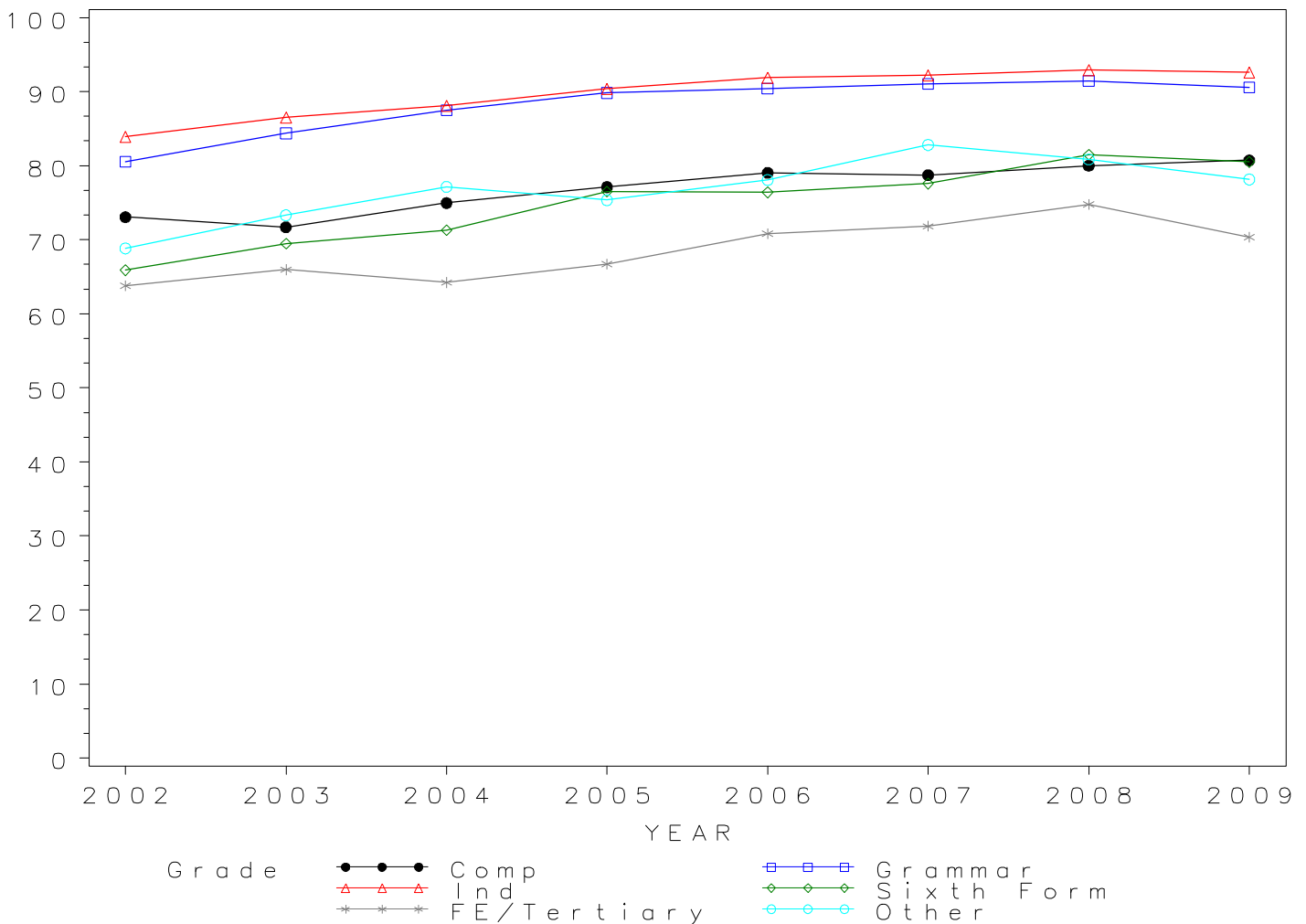
schtype	2002	2003	2004	2005	2006	2007	2008	2009
Comprehensive	73.07	71.70	74.97	77.12	79.05	78.74	80.01	80.73
Grammar	80.54	84.40	87.49	89.82	90.41	91.07	91.46	90.58
Independent	83.90	86.50	88.10	90.40	91.90	92.20	92.90	92.60
Sixth Form	65.90	69.50	71.30	76.50	76.40	77.60	81.50	80.50
FE/Tertiary	63.78	65.96	64.24	66.72	70.83	71.83	74.77	70.37
Academy	63.39
Other	68.83	73.32	77.15	75.37	78.07	82.80	80.85	78.14

Cumulative Numbers

schtype	2002	2003	2004	2005	2006	2007	2008	2009
Comprehensive	4967	5257	5715	6207	6633	6771	7094	7276
Grammar	1014	1033	1154	1235	1310	1274	1306	1307
Independent	1676	1981	2186	2192	2291	2179	2165	2128
Sixth Form	1216	1362	1484	1710	1810	1852	2049	1920
FE/Tertiary	870	932	776	832	857	834	886	867
Academy	71
Other	223	283	314	361	331	313	363	379

GCE A Level DRAMA 2002–2009

Cumulative % at Grade C by school type



*GCE A Level DRAMA Grade D by school type 2002- 2009
Cumulative Percentages*

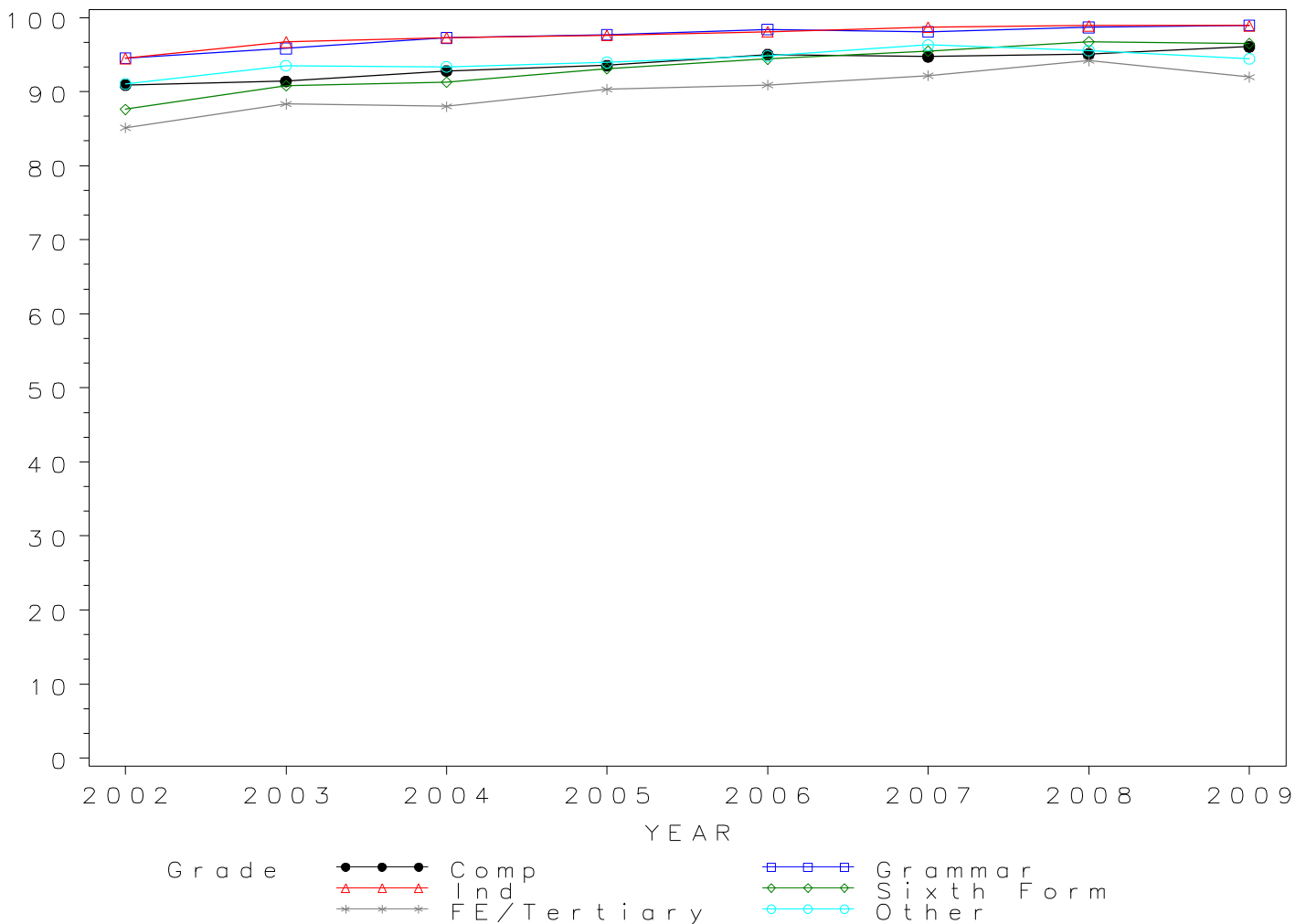
schtype	2002	2003	2004	2005	2006	2007	2008	2009
Comprehensive	90.91	91.39	92.81	93.53	95.01	94.72	95.09	96.06
Grammar	94.52	95.83	97.27	97.67	98.41	98.07	98.67	98.96
Independent	94.50	96.70	97.30	97.60	98.10	98.70	98.90	98.90
Sixth Form	87.60	90.80	91.30	93.10	94.40	95.50	96.70	96.50
FE/Tertiary	85.12	88.32	88.00	90.30	90.91	92.16	94.18	91.96
Academy	93.75
Other	91.05	93.52	93.37	93.95	94.81	96.30	95.55	94.43

Cumulative Numbers

schtype	2002	2003	2004	2005	2006	2007	2008	2009
Comprehensive	6180	6701	7075	7528	7972	8145	8431	8658
Grammar	1190	1173	1283	1343	1426	1372	1409	1428
Independent	1888	2214	2414	2367	2446	2332	2305	2273
Sixth Form	1616	1780	1900	2081	2236	2279	2431	2302
FE/Tertiary	1161	1248	1063	1126	1100	1070	1116	1133
Academy	105
Other	295	361	380	450	402	364	429	458

GCE A Level DRAMA 2002–2009

Cumulative % at Grade D by school type



*GCE A Level DRAMA Grade E by school type 2002- 2009
Cumulative Percentages*

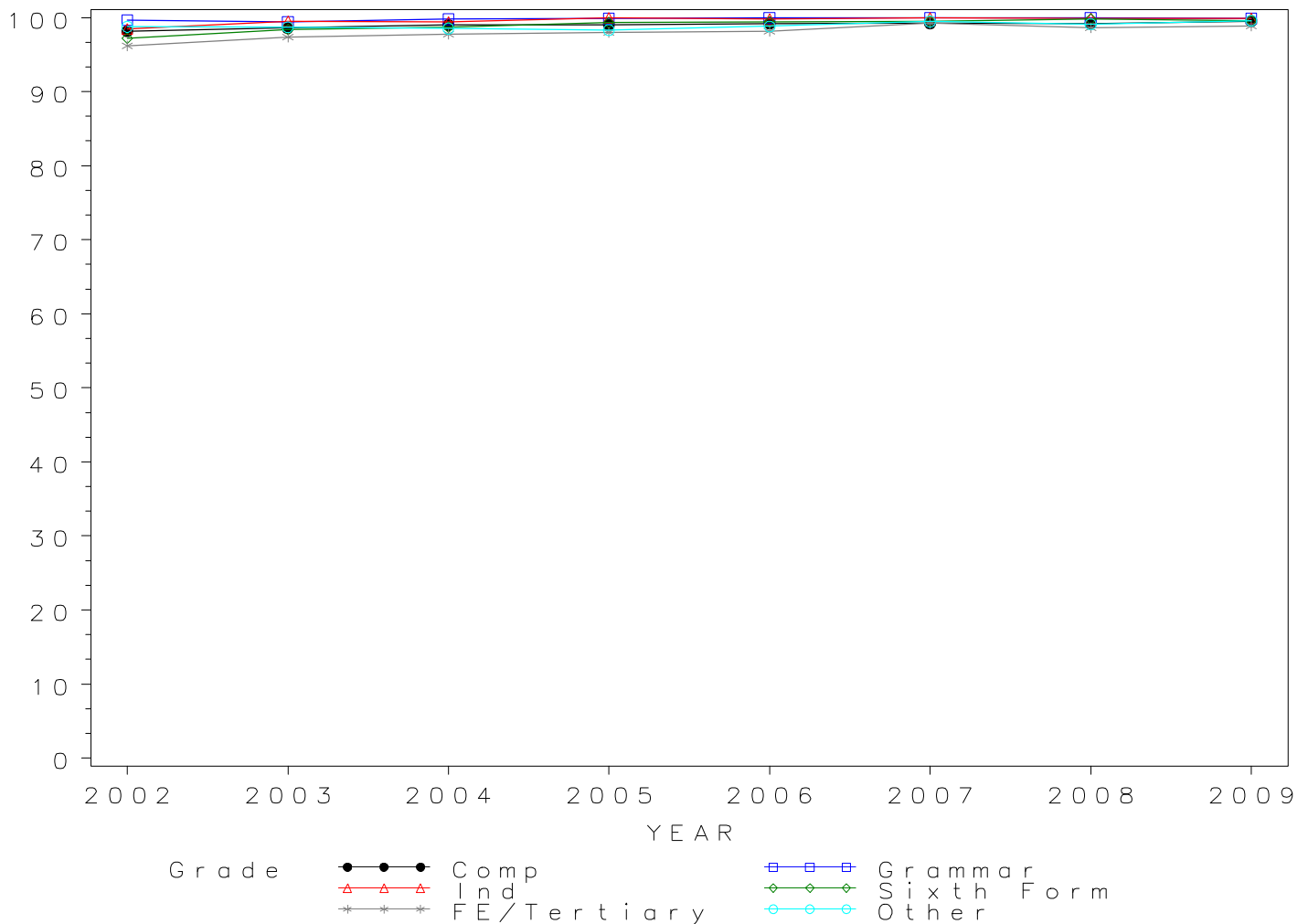
schtype	2002	2003	2004	2005	2006	2007	2008	2009
Comprehensive	98.18	98.60	99.00	99.02	99.19	99.22	99.19	99.50
Grammar	99.68	99.43	99.77	99.85	99.93	99.93	99.93	99.86
Independent	98.50	99.50	99.40	100.00	99.80	100.00	99.90	99.90
Sixth Form	97.20	98.40	98.70	99.30	99.40	99.50	99.80	99.60
FE/Tertiary	96.19	97.38	97.76	98.00	98.18	99.22	98.65	98.86
Academy	97.32
Other	98.77	98.70	98.53	98.33	98.82	99.47	99.11	99.59

Cumulative Numbers

schtype	2002	2003	2004	2005	2006	2007	2008	2009
Comprehensive	6674	7229	7547	7970	8323	8532	8794	8968
Grammar	1255	1217	1316	1373	1448	1398	1427	1441
Independent	1968	2279	2466	2425	2488	2363	2329	2296
Sixth Form	1793	1929	2054	2219	2355	2374	2509	2375
FE/Tertiary	1312	1376	1181	1222	1188	1152	1169	1218
Academy	109
Other	320	381	401	471	419	376	445	483

GCE A Level DRAMA 2002–2009

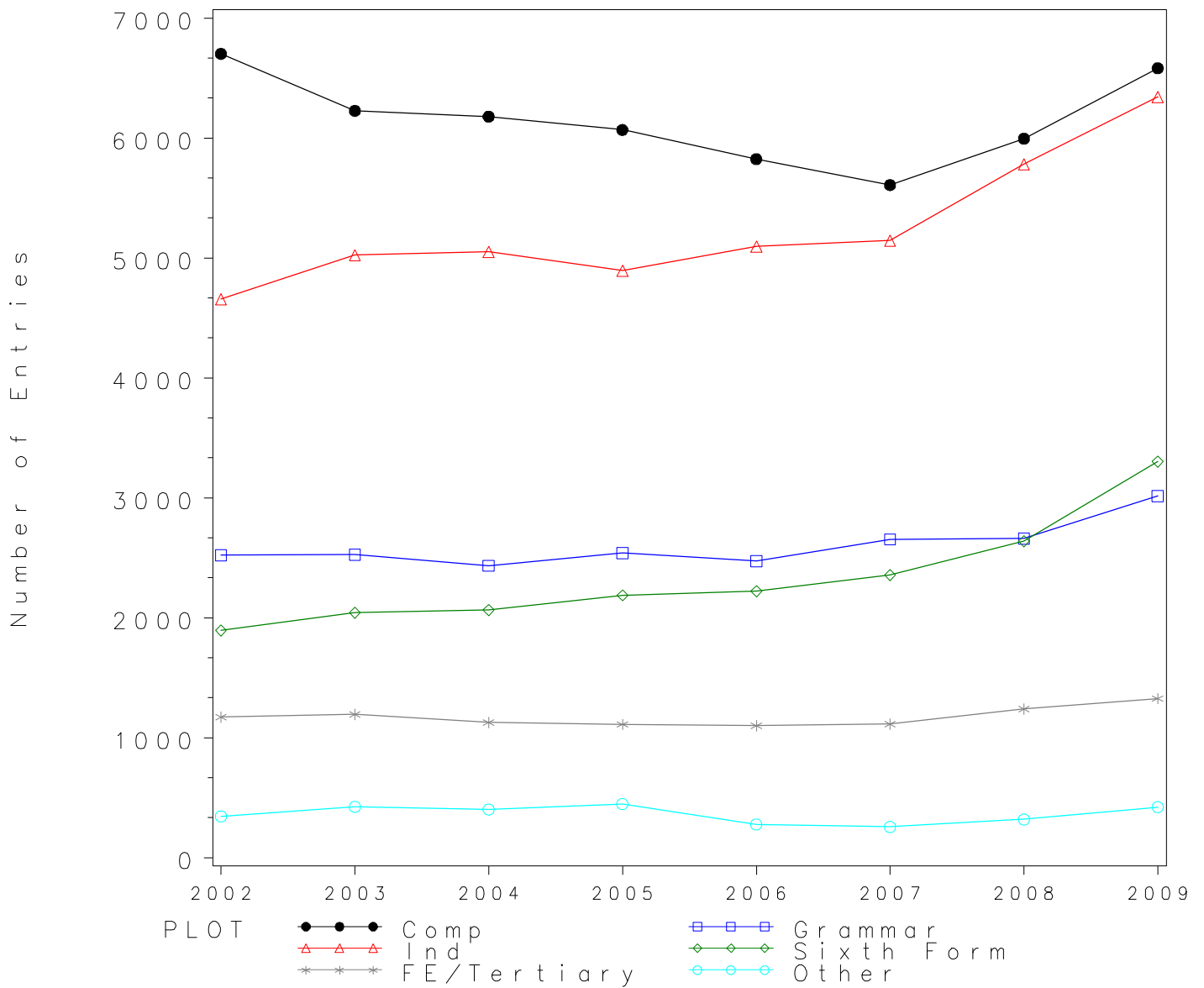
Cumulative % at Grade E by school type



Numbers of GCE A Level entries in ECONOMICS by school type 2002- 2009

schtype	2002	2003	2004	2005	2006	2007	2008	2009
Comprehensive	6703	6228	6179	6069	5825	5609	5996	6583
Grammar	2523	2526	2435	2540	2474	2655	2661	3016
Independent	4658	5026	5052	4896	5097	5146	5783	6344
Sixth Form	1894	2042	2065	2188	2223	2356	2640	3302
FE/Tertiary	1173	1195	1128	1111	1101	1115	1239	1327
Academy	141
Other	344	424	402	447	277	257	319	422

GCE A Level ECONOMICS Entries by school type 2002–2009



*GCE A Level ECONOMICS Grade A by school type 2002- 2009
Cumulative Percentages*

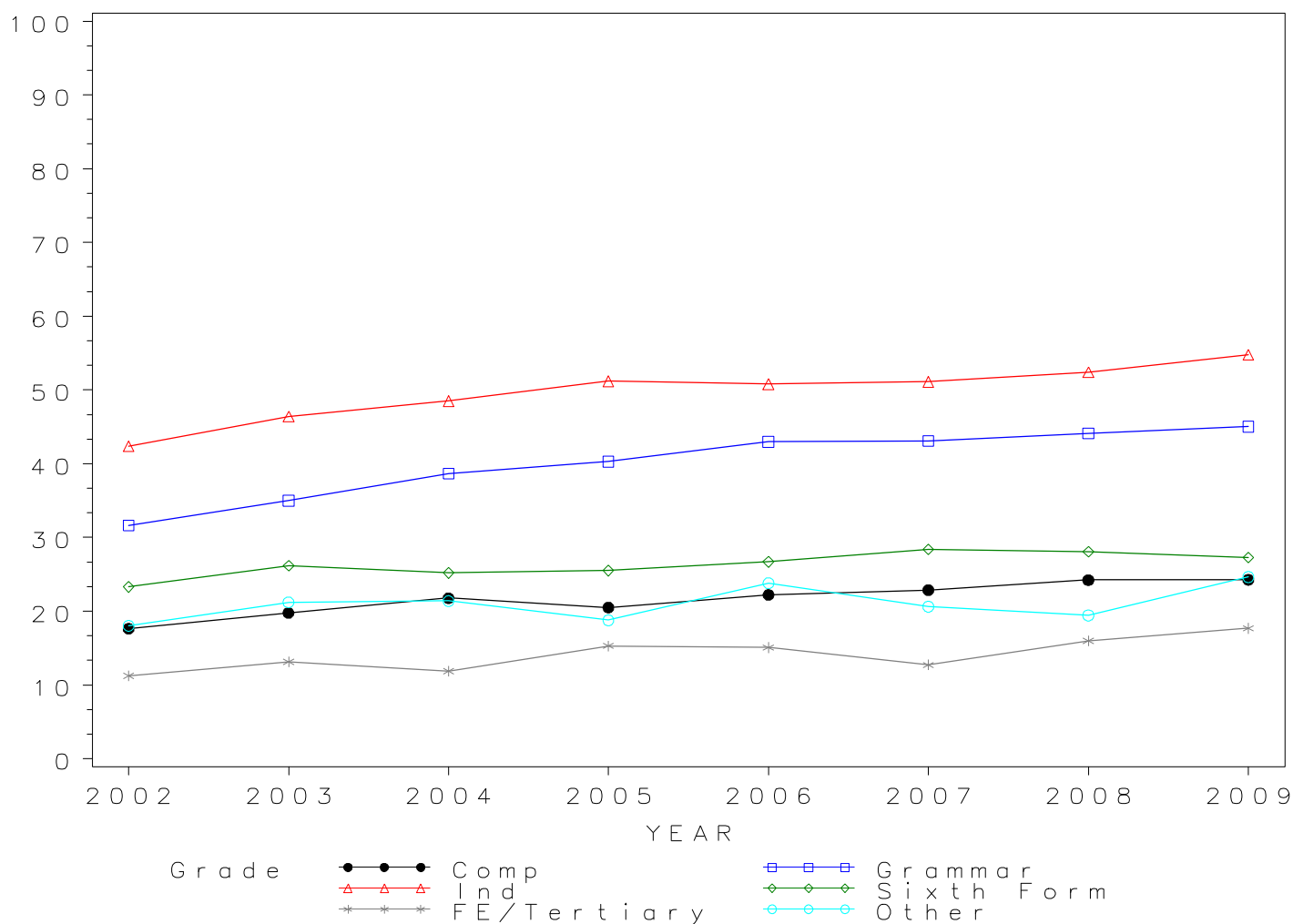
schtype	2002	2003	2004	2005	2006	2007	2008	2009
Comprehensive	17.63	19.77	21.78	20.51	22.21	22.87	24.23	24.26
Grammar	31.63	35.00	38.69	40.28	42.97	43.09	44.12	45.03
Independent	42.40	46.40	48.50	51.20	50.80	51.10	52.40	54.80
Sixth Form	23.30	26.20	25.20	25.50	26.70	28.40	28.10	27.30
FE/Tertiary	11.25	13.14	11.88	15.30	15.08	12.74	15.98	17.71
Academy	19.15
Other	18.02	21.23	21.39	18.79	23.83	20.62	19.44	24.64

Cumulative Numbers

schtype	2002	2003	2004	2005	2006	2007	2008	2009
Comprehensive	1182	1231	1346	1245	1294	1283	1453	1597
Grammar	798	884	942	1023	1063	1144	1174	1358
Independent	1975	2332	2450	2507	2589	2630	3030	3477
Sixth Form	441	535	520	558	594	669	742	901
FE/Tertiary	132	157	134	170	166	142	198	235
Academy	27
Other	62	90	86	84	66	53	62	104

GCE A Level ECONOMICS 2002–2009

Cumulative % at Grade A by school type



*GCE A Level ECONOMICS Grade B by school type 2002- 2009
Cumulative Percentages*

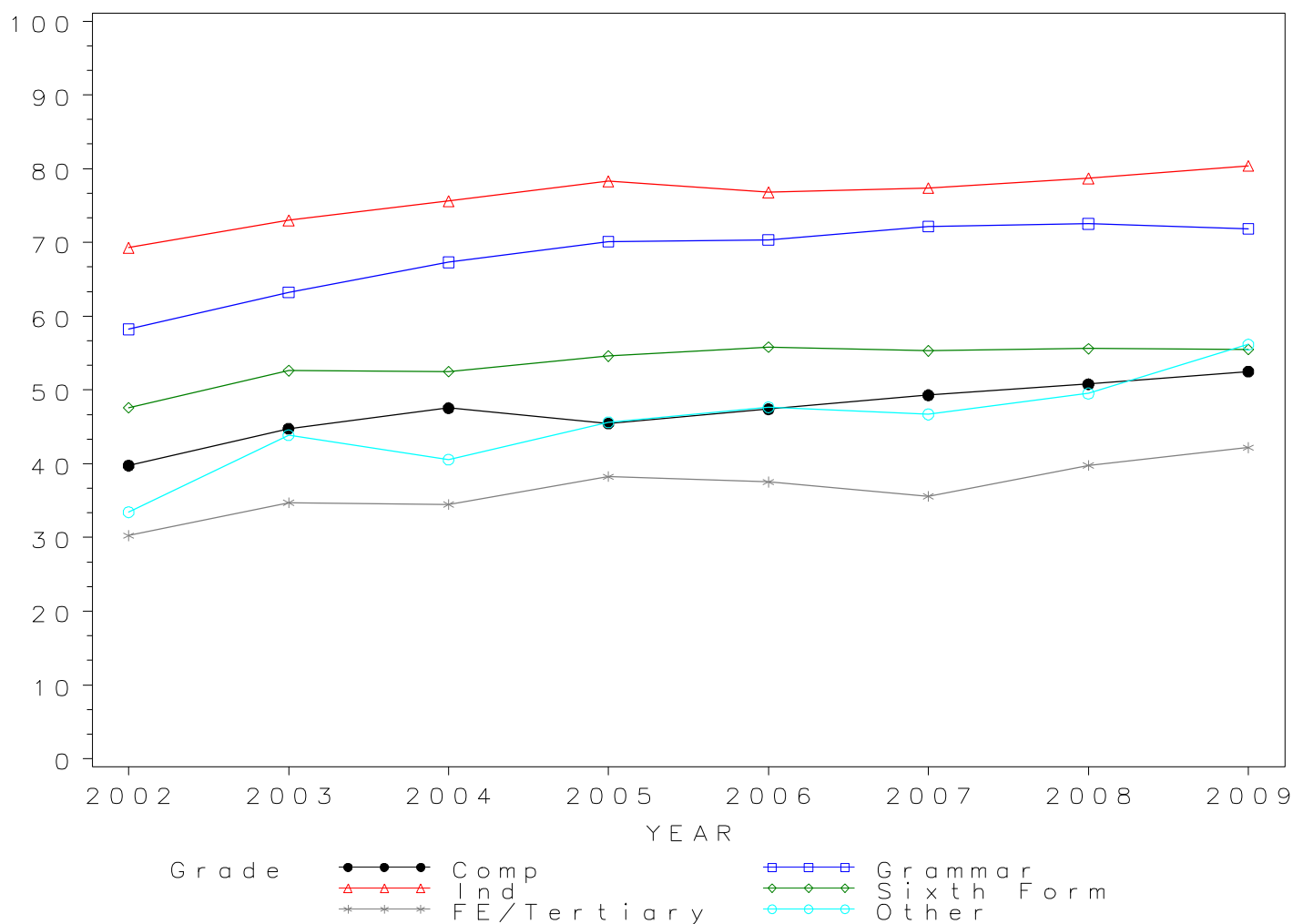
schtype	2002	2003	2004	2005	2006	2007	2008	2009
Comprehensive	39.74	44.77	47.55	45.44	47.40	49.30	50.78	52.50
Grammar	58.22	63.26	67.31	70.12	70.37	72.17	72.53	71.85
Independent	69.30	73.00	75.60	78.30	76.80	77.40	78.70	80.40
Sixth Form	47.60	52.60	52.50	54.60	55.80	55.30	55.60	55.50
FE/Tertiary	30.26	34.73	34.49	38.25	37.51	35.61	39.79	42.20
Academy	41.84
Other	33.43	43.87	40.55	45.64	47.65	46.69	49.53	56.16

Cumulative Numbers

schtype	2002	2003	2004	2005	2006	2007	2008	2009
Comprehensive	2664	2788	2938	2758	2761	2765	3045	3456
Grammar	1469	1598	1639	1781	1741	1916	1930	2167
Independent	3228	3669	3819	3834	3914	3983	4551	5101
Sixth Form	902	1074	1084	1195	1240	1303	1468	1833
FE/Tertiary	355	415	389	425	413	397	493	560
Academy	59
Other	115	186	163	204	132	120	158	237

GCE A Level ECONOMICS 2002–2009

Cumulative % at Grade B by school type



*GCE A Level ECONOMICS Grade C by school type 2002- 2009
Cumulative Percentages*

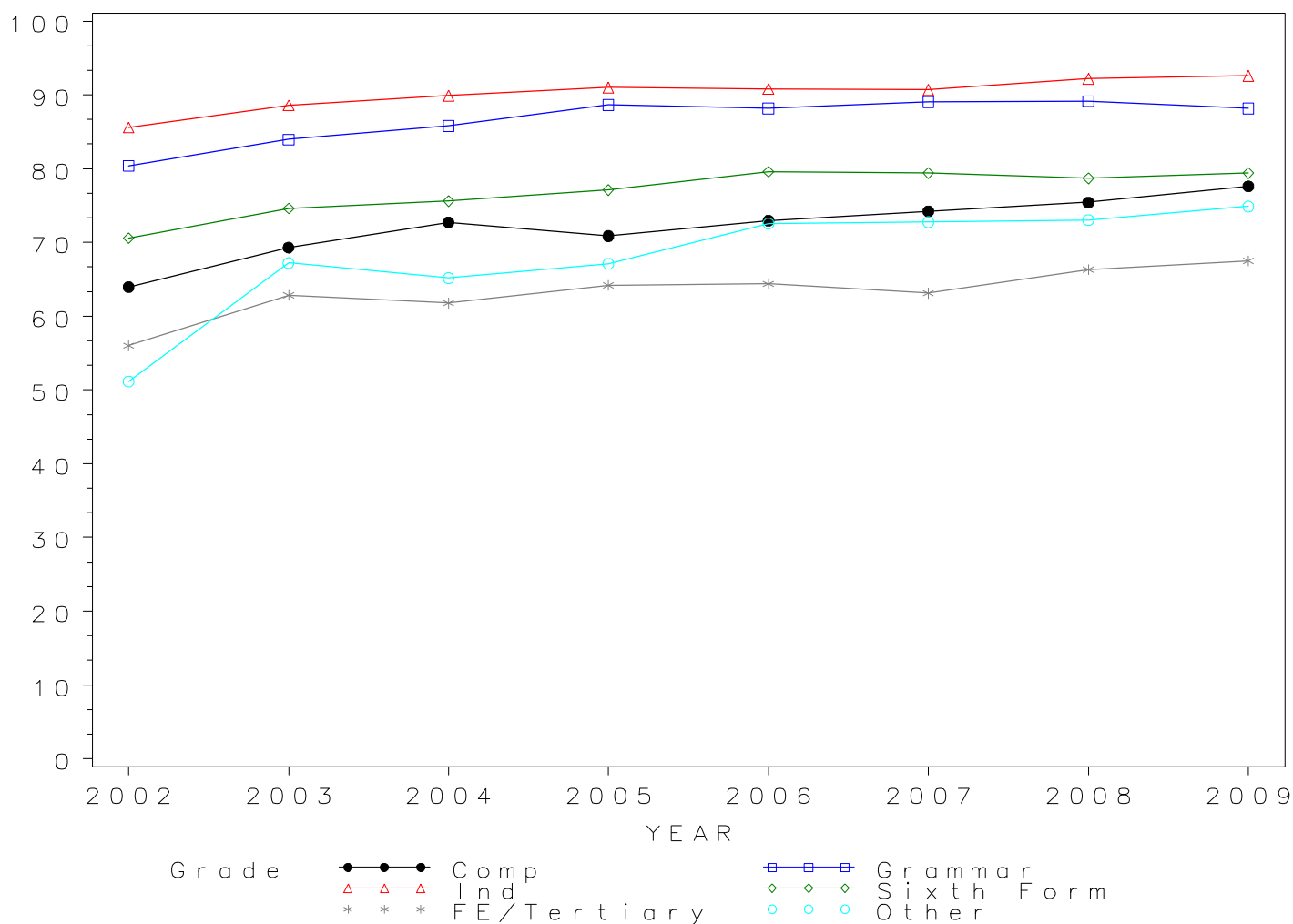
schtype	2002	2003	2004	2005	2006	2007	2008	2009
Comprehensive	63.94	69.30	72.73	70.87	72.96	74.22	75.43	77.61
Grammar	80.38	83.97	85.79	88.66	88.16	89.04	89.18	88.16
Independent	85.60	88.60	89.90	91.00	90.80	90.70	92.20	92.60
Sixth Form	70.60	74.60	75.60	77.10	79.60	79.40	78.70	79.40
FE/Tertiary	56.01	62.85	61.79	64.18	64.40	63.14	66.34	67.52
Academy	67.38
Other	51.16	67.22	65.17	67.11	72.56	72.76	73.04	74.88

Cumulative Numbers

schtype	2002	2003	2004	2005	2006	2007	2008	2009
Comprehensive	4286	4316	4494	4301	4250	4163	4523	5109
Grammar	2028	2121	2089	2252	2181	2364	2373	2659
Independent	3987	4453	4542	4455	4628	4667	5332	5875
Sixth Form	1337	1523	1561	1687	1770	1871	2078	2622
FE/Tertiary	657	751	697	713	709	704	822	896
Academy	95
Other	176	285	262	300	201	187	233	316

GCE A Level ECONOMICS 2002–2009

Cumulative % at Grade C by school type



*GCE A Level ECONOMICS Grade D by school type 2002- 2009
Cumulative Percentages*

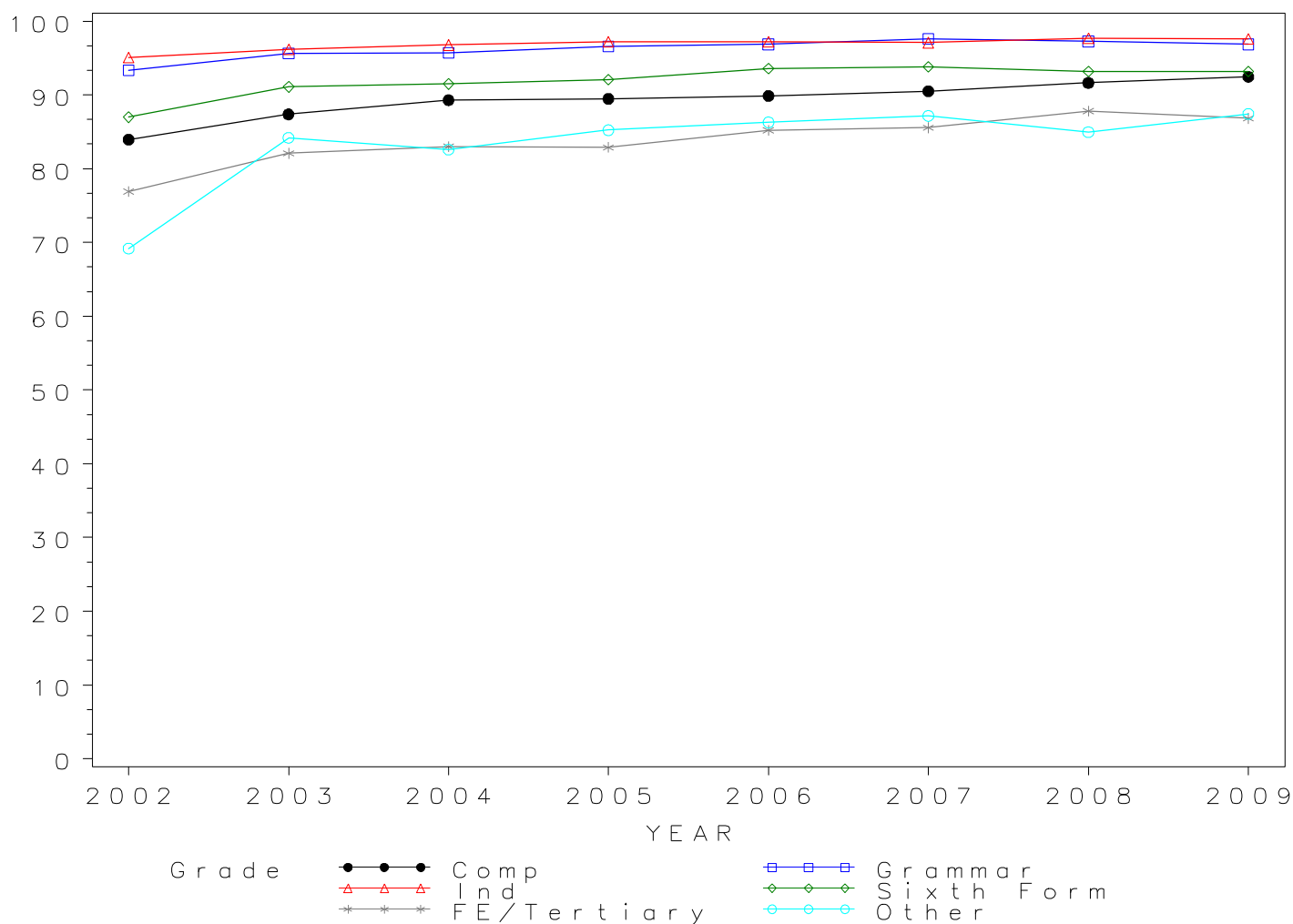
schtype	2002	2003	2004	2005	2006	2007	2008	2009
Comprehensive	83.95	87.38	89.29	89.49	89.87	90.50	91.64	92.45
Grammar	93.34	95.65	95.73	96.57	96.85	97.63	97.26	96.85
Independent	95.10	96.20	96.80	97.20	97.20	97.10	97.70	97.60
Sixth Form	87.00	91.10	91.50	92.10	93.60	93.80	93.20	93.20
FE/Tertiary	76.90	82.09	82.98	82.90	85.20	85.56	87.81	86.81
Academy	87.94
Other	69.19	84.20	82.59	85.23	86.28	87.16	84.95	87.44

Cumulative Numbers

schtype	2002	2003	2004	2005	2006	2007	2008	2009
Comprehensive	5627	5442	5517	5431	5235	5076	5495	6086
Grammar	2355	2416	2331	2453	2396	2592	2588	2921
Independent	4430	4835	4890	4759	4954	4997	5650	6192
Sixth Form	1648	1860	1889	2015	2081	2210	2460	3077
FE/Tertiary	902	981	936	921	938	954	1088	1152
Academy	124
Other	238	357	332	381	239	224	271	369

GCE A Level ECONOMICS 2002–2009

Cumulative % at Grade D by school type



*GCE A Level ECONOMICS Grade E by school type 2002- 2009
Cumulative Percentages*

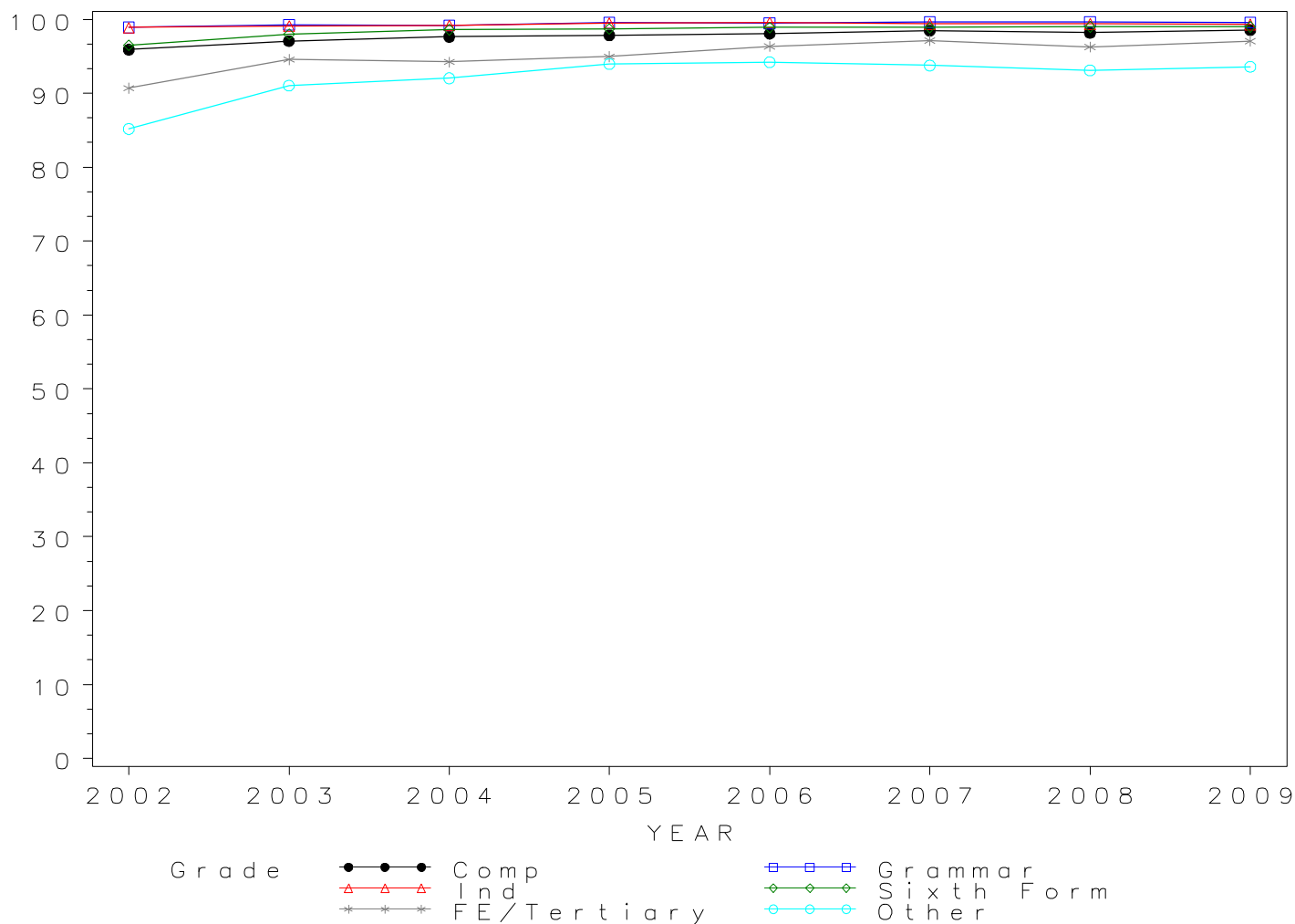
schtype	2002	2003	2004	2005	2006	2007	2008	2009
Comprehensive	95.91	97.08	97.65	97.84	98.06	98.48	98.20	98.56
Grammar	98.93	99.29	99.18	99.57	99.47	99.62	99.66	99.60
Independent	98.90	99.10	99.20	99.50	99.60	99.40	99.40	99.30
Sixth Form	96.50	98.00	98.60	98.70	98.90	98.90	99.00	99.00
FE/Tertiary	90.71	94.56	94.24	94.96	96.37	97.13	96.29	97.06
Academy	97.16
Other	85.17	91.04	92.04	93.96	94.22	93.77	93.10	93.60

Cumulative Numbers

schtype	2002	2003	2004	2005	2006	2007	2008	2009
Comprehensive	6429	6046	6034	5938	5712	5524	5888	6488
Grammar	2496	2508	2415	2529	2461	2645	2652	3004
Independent	4607	4981	5012	4872	5077	5115	5748	6300
Sixth Form	1828	2001	2036	2160	2199	2330	2614	3269
FE/Tertiary	1064	1130	1063	1055	1061	1083	1193	1288
Academy	137
Other	293	386	370	420	261	241	297	395

GCE A Level ECONOMICS 2002–2009

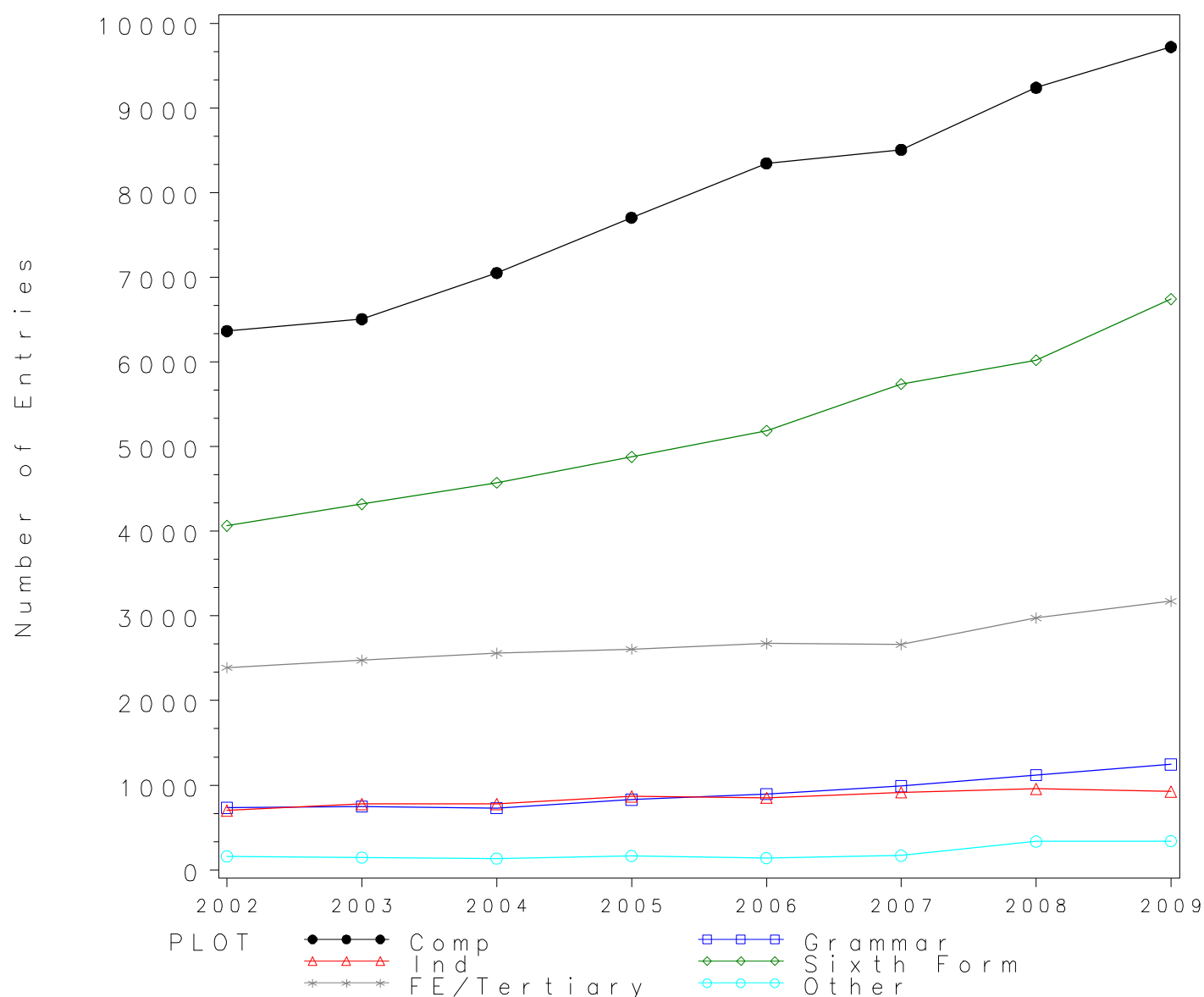
Cumulative % at Grade E by school type



Numbers of GCE A Level entries in ENGLISH LANGUAGE by school type 2002- 2009

sctype	2002	2003	2004	2005	2006	2007	2008	2009
Comprehensive	6365	6506	7052	7705	8348	8508	9241	9722
Grammar	734	749	729	829	896	988	1120	1246
Independent	701	776	779	866	851	915	956	926
Sixth Form	4066	4321	4573	4878	5189	5739	6022	6744
FE/Tertiary	2390	2474	2559	2607	2674	2663	2975	3175
Academy	217
Other	160	145	134	164	138	168	335	340

GCE A Level ENGLISH LANGUAGE Entries by school type 2002–2009



*GCE A Level ENGLISH LANGUAGE Grade A by school type 2002- 2009
Cumulative Percentages*

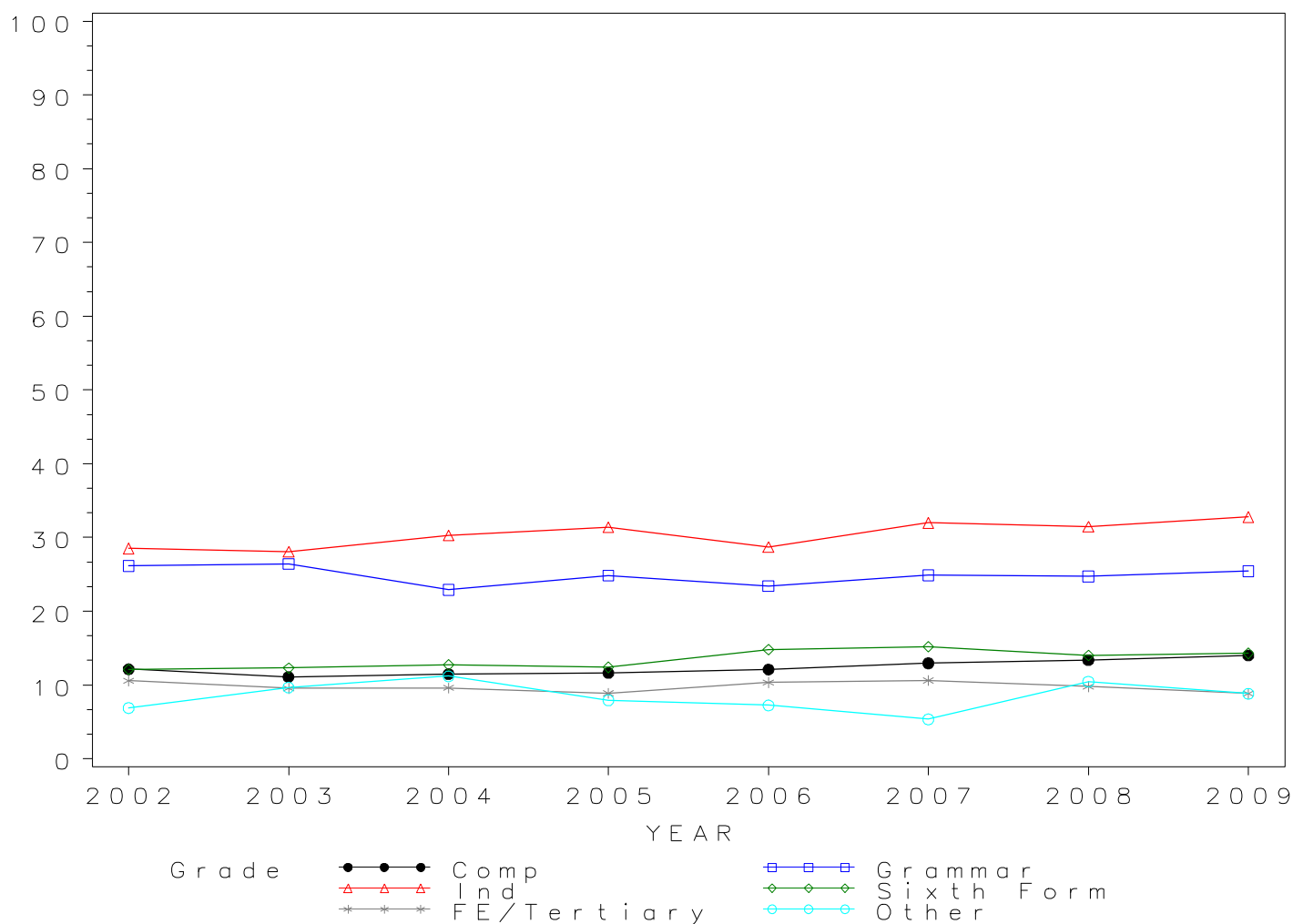
schtype	2002	2003	2004	2005	2006	2007	2008	2009
Comprehensive	12.14	11.08	11.47	11.63	12.10	12.95	13.39	14.00
Grammar	26.16	26.44	22.91	24.85	23.44	24.90	24.73	25.44
Independent	28.50	28.10	30.30	31.40	28.70	32.00	31.50	32.80
Sixth Form	12.10	12.30	12.70	12.40	14.80	15.20	14.00	14.30
FE/Tertiary	10.59	9.54	9.61	8.90	10.36	10.63	9.78	8.85
Academy	12.90
Other	6.88	9.66	11.19	7.93	7.25	5.36	10.45	8.82

Cumulative Numbers

schtype	2002	2003	2004	2005	2006	2007	2008	2009
Comprehensive	773	721	809	896	1010	1102	1237	1361
Grammar	192	198	167	206	210	246	277	317
Independent	200	218	236	272	244	293	301	304
Sixth Form	492	531	581	605	768	872	843	964
FE/Tertiary	253	236	246	232	277	283	291	281
Academy	28
Other	11	14	15	13	10	9	35	30

GCE A Level ENGLISH LANGUAGE 2002–2009

Cumulative % at Grade A by school type



*GCE A Level ENGLISH LANGUAGE Grade B by school type 2002- 2009
Cumulative Percentages*

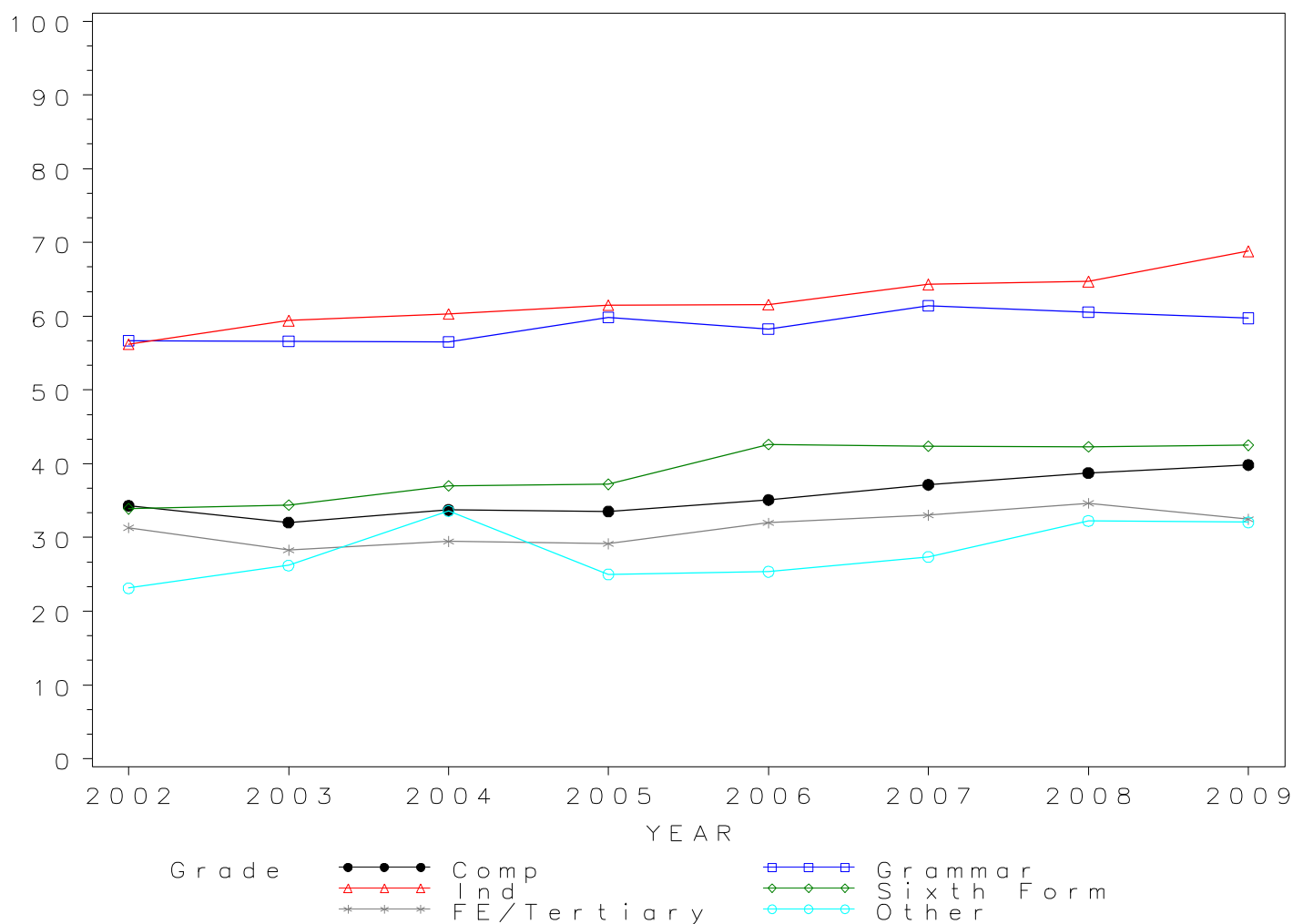
schtype	2002	2003	2004	2005	2006	2007	2008	2009
Comprehensive	34.30	32.05	33.74	33.54	35.09	37.14	38.76	39.83
Grammar	56.68	56.61	56.52	59.83	58.26	61.44	60.54	59.71
Independent	56.20	59.40	60.30	61.50	61.60	64.30	64.70	68.80
Sixth Form	33.90	34.40	37.00	37.20	42.60	42.40	42.30	42.50
FE/Tertiary	31.34	28.29	29.46	29.15	31.97	33.01	34.66	32.47
Academy	37.79
Other	23.13	26.21	33.58	25.00	25.36	27.38	32.24	32.06

Cumulative Numbers

schtype	2002	2003	2004	2005	2006	2007	2008	2009
Comprehensive	2183	2085	2379	2584	2929	3160	3582	3872
Grammar	416	424	412	496	522	607	678	744
Independent	394	461	470	533	524	588	619	637
Sixth Form	1378	1486	1692	1815	2211	2433	2547	2866
FE/Tertiary	749	700	754	760	855	879	1031	1031
Academy	82
Other	37	38	45	41	35	46	108	109

GCE A Level ENGLISH LANGUAGE 2002–2009

Cumulative % at Grade B by school type



*GCE A Level ENGLISH LANGUAGE Grade C by school type 2002- 2009
Cumulative Percentages*

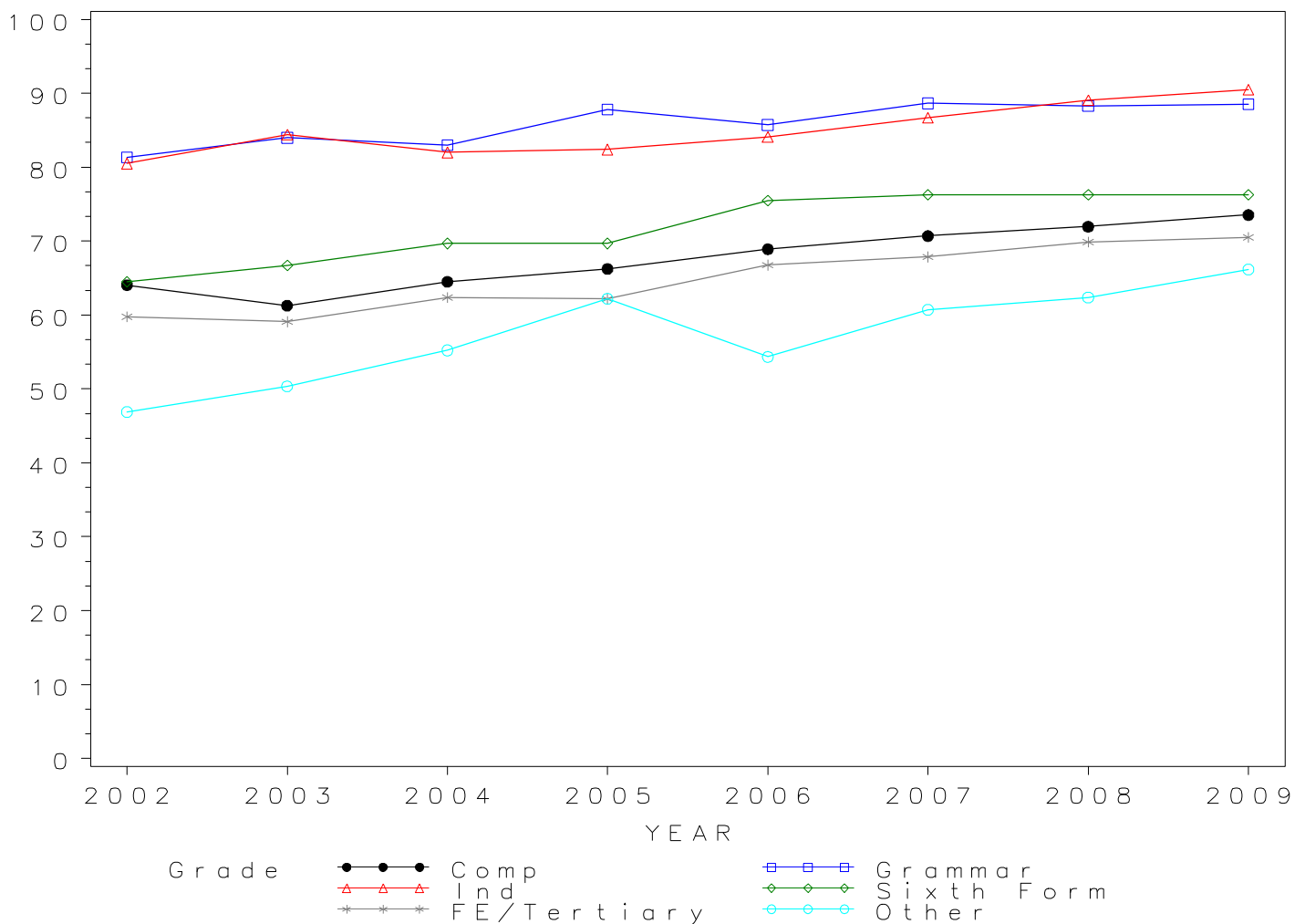
schtype	2002	2003	2004	2005	2006	2007	2008	2009
Comprehensive	64.05	61.28	64.49	66.23	68.90	70.70	71.96	73.54
Grammar	81.34	83.98	82.99	87.82	85.71	88.66	88.30	88.52
Independent	80.50	84.40	82.00	82.40	84.10	86.70	89.10	90.50
Sixth Form	64.50	66.70	69.70	69.70	75.50	76.30	76.30	76.30
FE/Tertiary	59.75	59.09	62.37	62.18	66.75	67.86	69.88	70.52
Academy	78.34
Other	46.88	50.34	55.22	62.20	54.35	60.71	62.39	66.18

Cumulative Numbers

schtype	2002	2003	2004	2005	2006	2007	2008	2009
Comprehensive	4077	3987	4548	5103	5752	6015	6650	7150
Grammar	597	629	605	728	768	876	989	1103
Independent	564	655	639	714	716	793	852	838
Sixth Form	2623	2882	3187	3400	3918	4379	4595	5146
FE/Tertiary	1428	1462	1596	1621	1785	1807	2079	2239
Academy	170
Other	75	73	74	102	75	102	209	225

GCE A Level ENGLISH LANGUAGE 2002–2009

Cumulative % at Grade C by school type



*GCE A Level ENGLISH LANGUAGE Grade D by school type 2002- 2009
Cumulative Percentages*

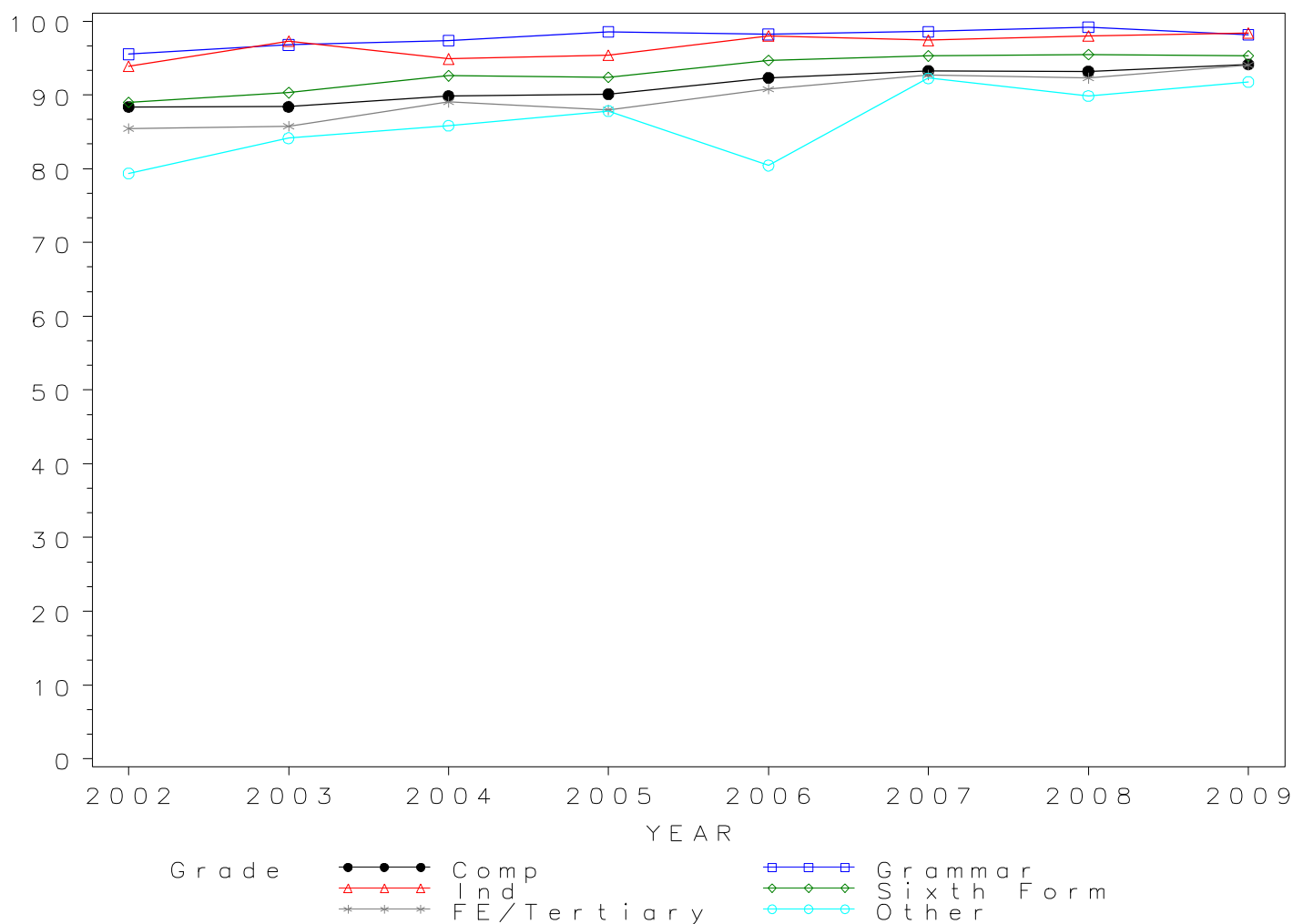
schtype	2002	2003	2004	2005	2006	2007	2008	2009
Comprehensive	88.39	88.40	89.85	90.11	92.31	93.27	93.20	94.16
Grammar	95.50	96.80	97.39	98.55	98.21	98.58	99.20	98.15
Independent	93.90	97.30	94.90	95.40	98.00	97.40	98.00	98.40
Sixth Form	89.00	90.30	92.60	92.40	94.70	95.30	95.50	95.30
FE/Tertiary	85.44	85.77	89.06	87.99	90.80	92.71	92.27	94.05
Academy	92.63
Other	79.38	84.14	85.82	87.80	80.43	92.26	89.85	91.76

Cumulative Numbers

schtype	2002	2003	2004	2005	2006	2007	2008	2009
Comprehensive	5626	5751	6336	6943	7706	7935	8613	9154
Grammar	701	725	710	817	880	974	1111	1223
Independent	658	755	739	826	834	891	937	911
Sixth Form	3619	3902	4235	4507	4914	5469	5751	6427
FE/Tertiary	2042	2122	2279	2294	2428	2469	2745	2986
Academy	201
Other	127	122	115	144	111	155	301	312

GCE A Level ENGLISH LANGUAGE 2002–2009

Cumulative % at Grade D by school type



*GCE A Level ENGLISH LANGUAGE Grade E by school type 2002- 2009
Cumulative Percentages*

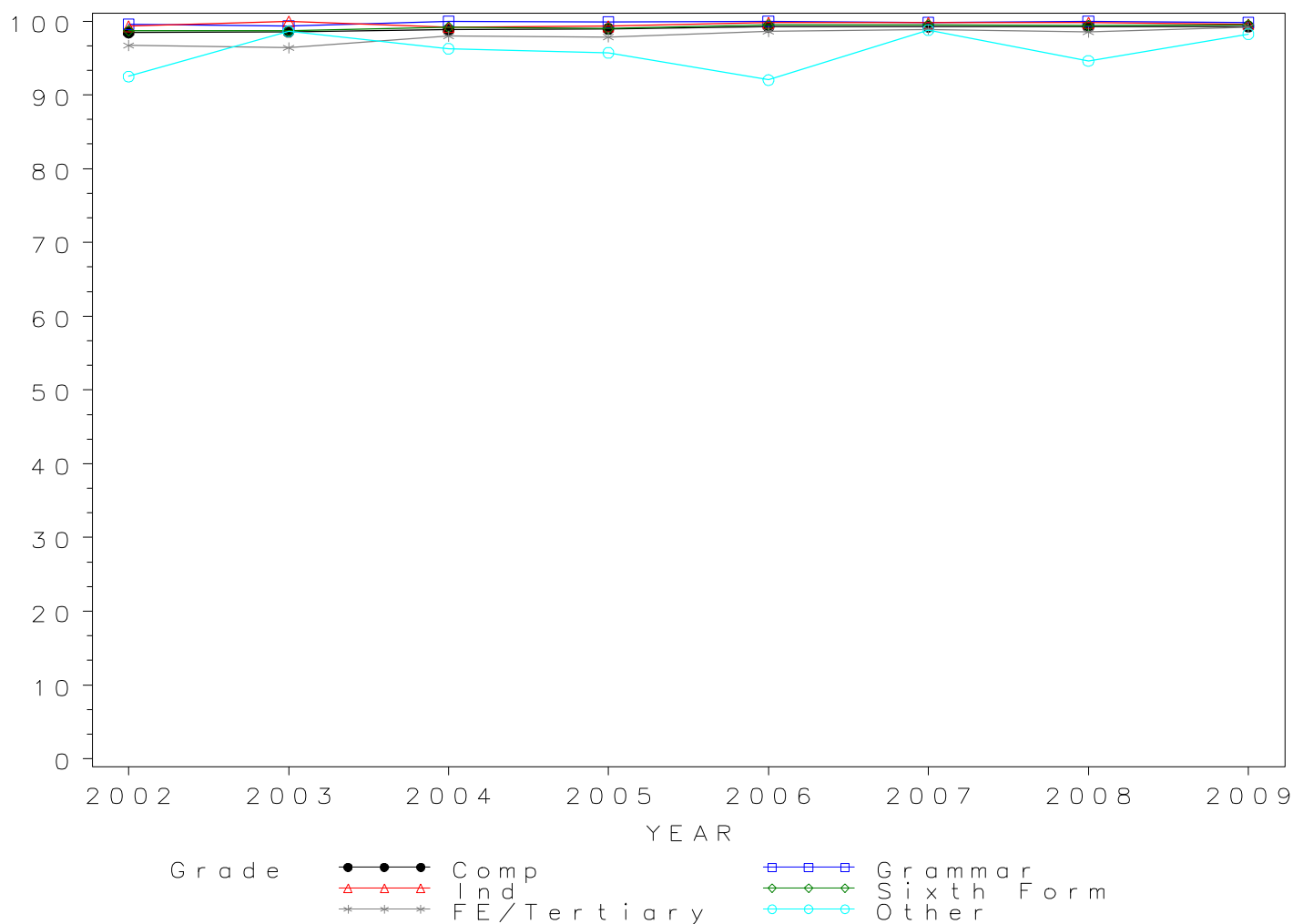
schtype	2002	2003	2004	2005	2006	2007	2008	2009
Comprehensive	98.46	98.56	98.82	98.96	99.23	99.25	99.26	99.27
Grammar	99.59	99.33	100.00	99.88	100.00	99.80	100.00	99.84
Independent	99.30	100.00	99.20	99.30	99.80	99.80	99.80	99.60
Sixth Form	98.70	98.70	99.20	99.00	99.50	99.50	99.40	99.50
FE/Tertiary	96.69	96.40	97.97	97.85	98.62	98.87	98.52	99.21
Academy	98.62
Other	92.50	98.62	96.27	95.73	92.03	98.81	94.63	98.24

Cumulative Numbers

schtype	2002	2003	2004	2005	2006	2007	2008	2009
Comprehensive	6267	6412	6969	7625	8284	8444	9173	9651
Grammar	731	744	729	828	896	986	1120	1244
Independent	696	776	773	860	849	913	954	922
Sixth Form	4013	4265	4536	4829	5163	5710	5986	6710
FE/Tertiary	2311	2385	2507	2551	2637	2633	2931	3150
Academy	214
Other	148	143	129	157	127	166	317	334

GCE A Level ENGLISH LANGUAGE 2002–2009

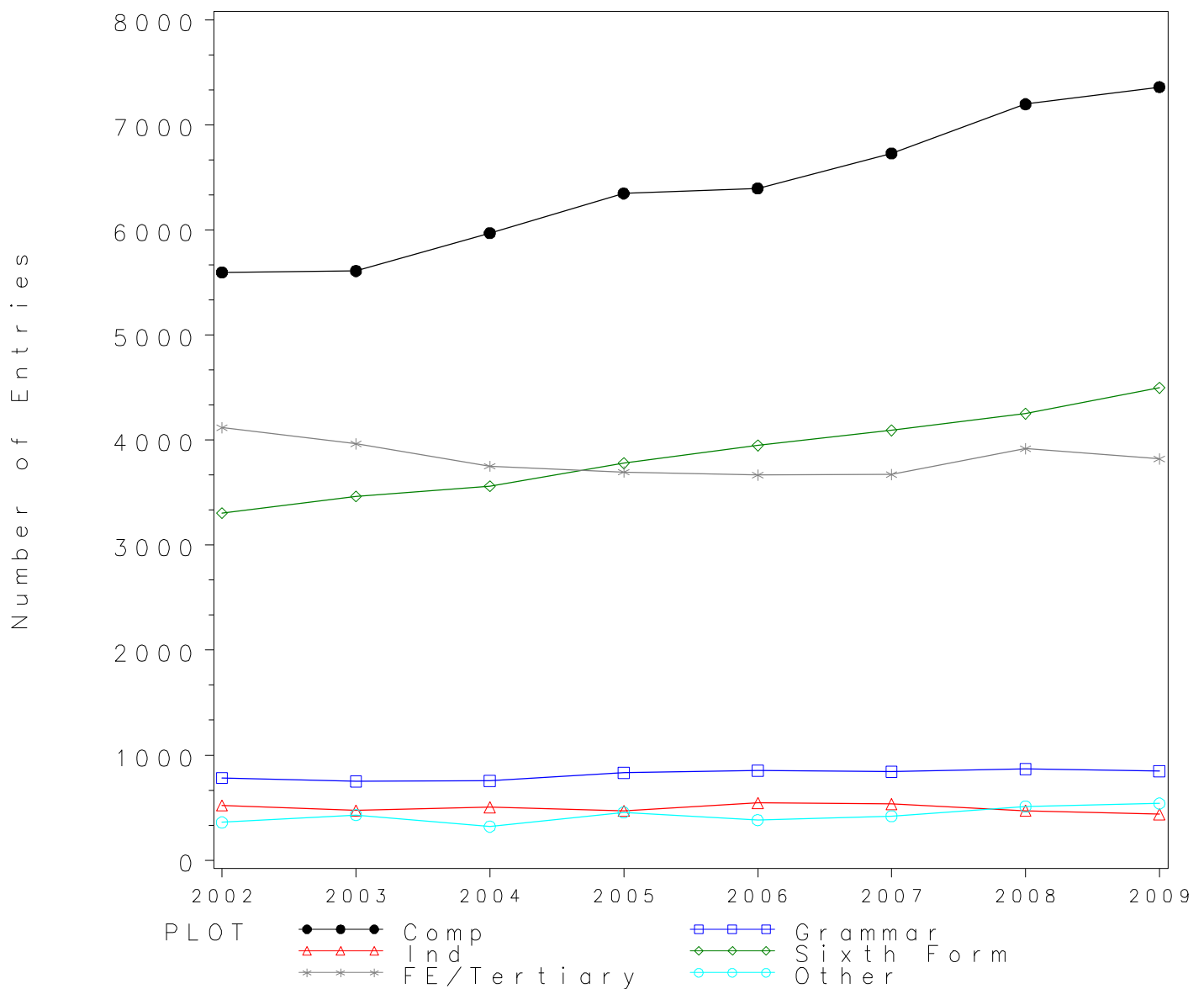
Cumulative % at Grade E by school type



Numbers of GCE A Level entries in ENGLISH LANGUAGE & LITERATURE by school type 2002- 2009

schtype	2002	2003	2004	2005	2006	2007	2008	2009
Comprehensive	5597	5610	5971	6348	6396	6729	7198	7361
Grammar	784	751	756	831	852	843	869	849
Independent	523	473	503	471	545	536	472	437
Sixth Form	3306	3464	3562	3779	3948	4092	4252	4498
FE/Tertiary	4117	3965	3751	3696	3666	3673	3918	3820
Academy	139
Other	360	431	320	455	382	420	512	540

GCE A Level ENGLISH LANGUAGE & LITERATURE Entries by school type 2002–2009



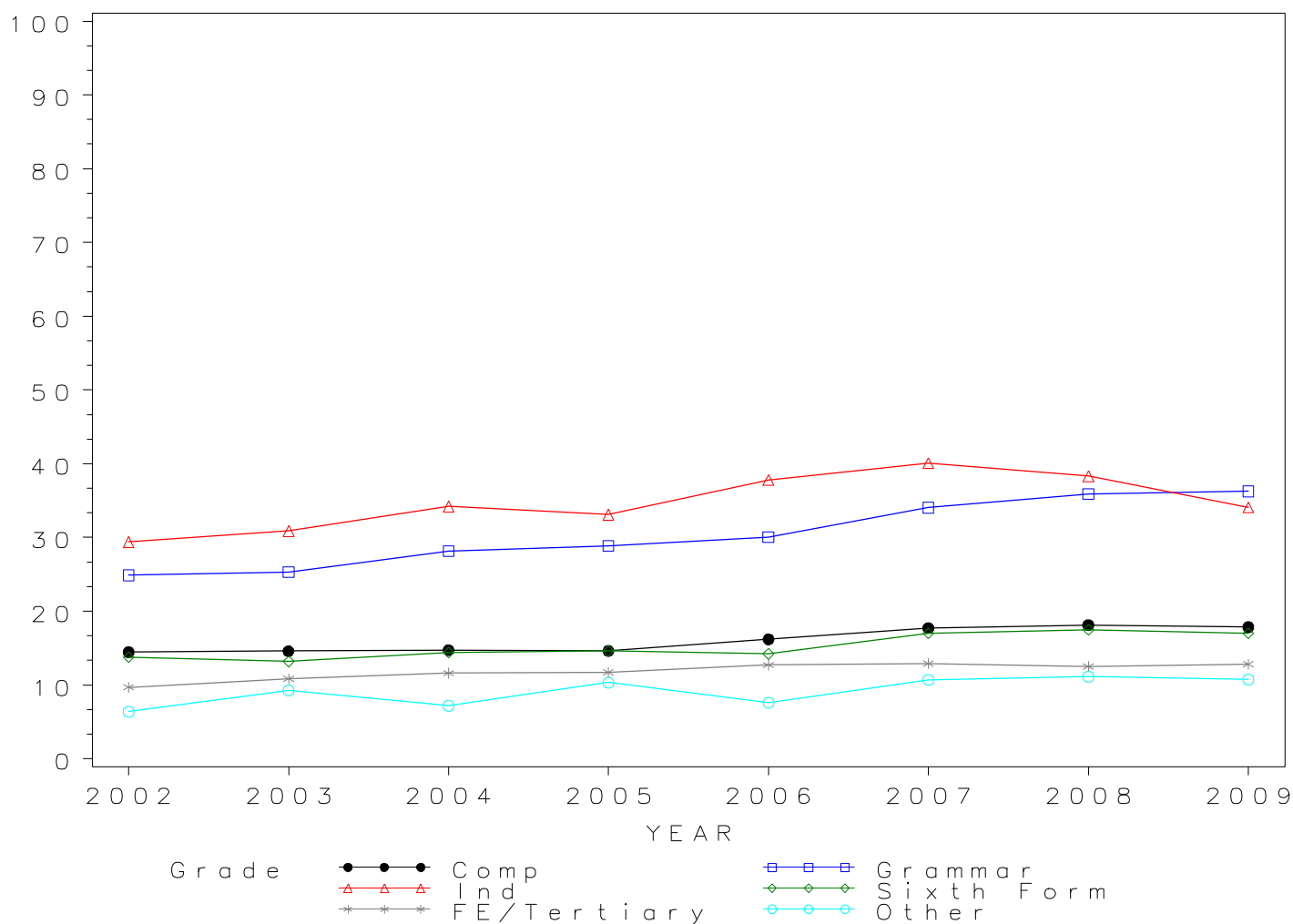
*GCE A Level ENGLISH LANGUAGE & LITERATURE Grade A by school type
2002- 2009
Cumulative Percentages*

schtype	2002	2003	2004	2005	2006	2007	2008	2009
Comprehensive	14.45	14.60	14.72	14.62	16.20	17.71	18.12	17.85
Grammar	24.87	25.30	28.17	28.88	30.05	34.05	35.90	36.28
Independent	29.40	30.90	34.20	33.10	37.80	40.10	38.30	34.10
Sixth Form	13.80	13.20	14.40	14.60	14.20	17.00	17.50	17.00
FE/Tertiary	9.69	10.84	11.62	11.74	12.71	12.90	12.53	12.83
Academy	14.39
Other	6.39	9.28	7.19	10.33	7.59	10.71	11.13	10.74

Cumulative Numbers

schtype	2002	2003	2004	2005	2006	2007	2008	2009
Comprehensive	809	819	879	928	1036	1192	1304	1314
Grammar	195	190	213	240	256	287	312	308
Independent	154	146	172	156	206	215	181	149
Sixth Form	456	457	513	552	561	696	744	765
FE/Tertiary	399	430	436	434	466	474	491	490
Academy	20
Other	23	40	23	47	29	45	57	58

GCE A Level ENGLISH LANGUAGE & LITERATURE 2002–2009
Cumulative % at Grade A by school type



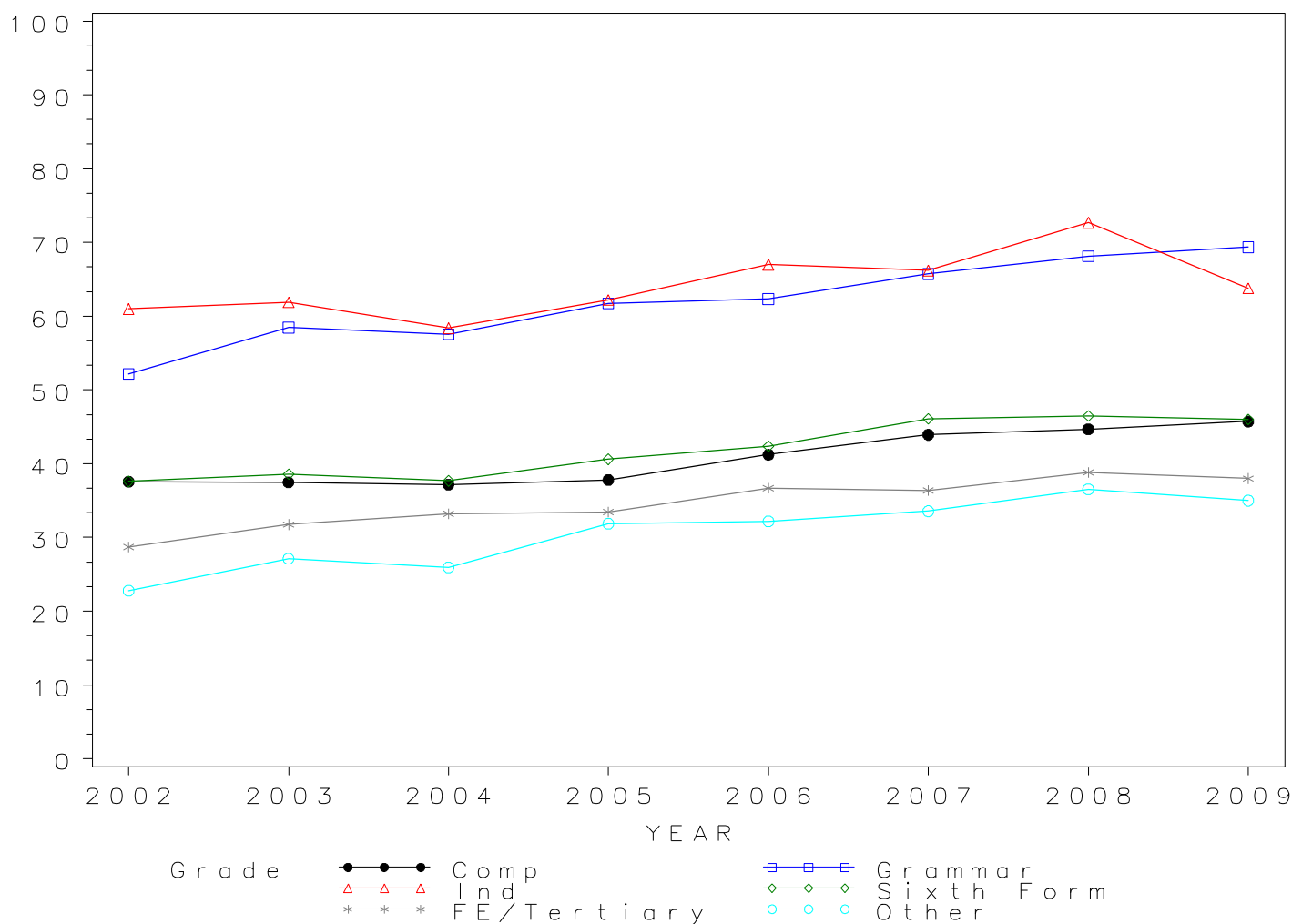
*GCE A Level ENGLISH LANGUAGE & LITERATURE Grade B by school type
2002- 2009
Cumulative Percentages*

schtype	2002	2003	2004	2005	2006	2007	2008	2009
Comprehensive	37.56	37.49	37.16	37.81	41.23	43.93	44.68	45.73
Grammar	52.17	58.46	57.54	61.73	62.32	65.72	68.12	69.38
Independent	61.00	61.90	58.40	62.20	67.00	66.20	72.70	63.80
Sixth Form	37.60	38.60	37.70	40.60	42.40	46.10	46.50	46.00
FE/Tertiary	28.71	31.75	33.22	33.47	36.69	36.37	38.85	38.01
Academy	40.29
Other	22.78	27.15	25.94	31.87	32.20	33.57	36.52	35.00

Cumulative Numbers

schtype	2002	2003	2004	2005	2006	2007	2008	2009
Comprehensive	2102	2103	2219	2400	2637	2956	3216	3366
Grammar	409	439	435	513	531	554	592	589
Independent	319	293	294	293	365	355	343	279
Sixth Form	1243	1337	1343	1534	1674	1886	1977	2069
FE/Tertiary	1182	1259	1246	1237	1345	1336	1522	1452
Academy	56
Other	82	117	83	145	123	141	187	189

GCE A Level ENGLISH LANGUAGE & LITERATURE 2002–2009
Cumulative % at Grade B by school type



*GCE A Level ENGLISH LANGUAGE & LITERATURE Grade C by school type
2002- 2009
Cumulative Percentages*

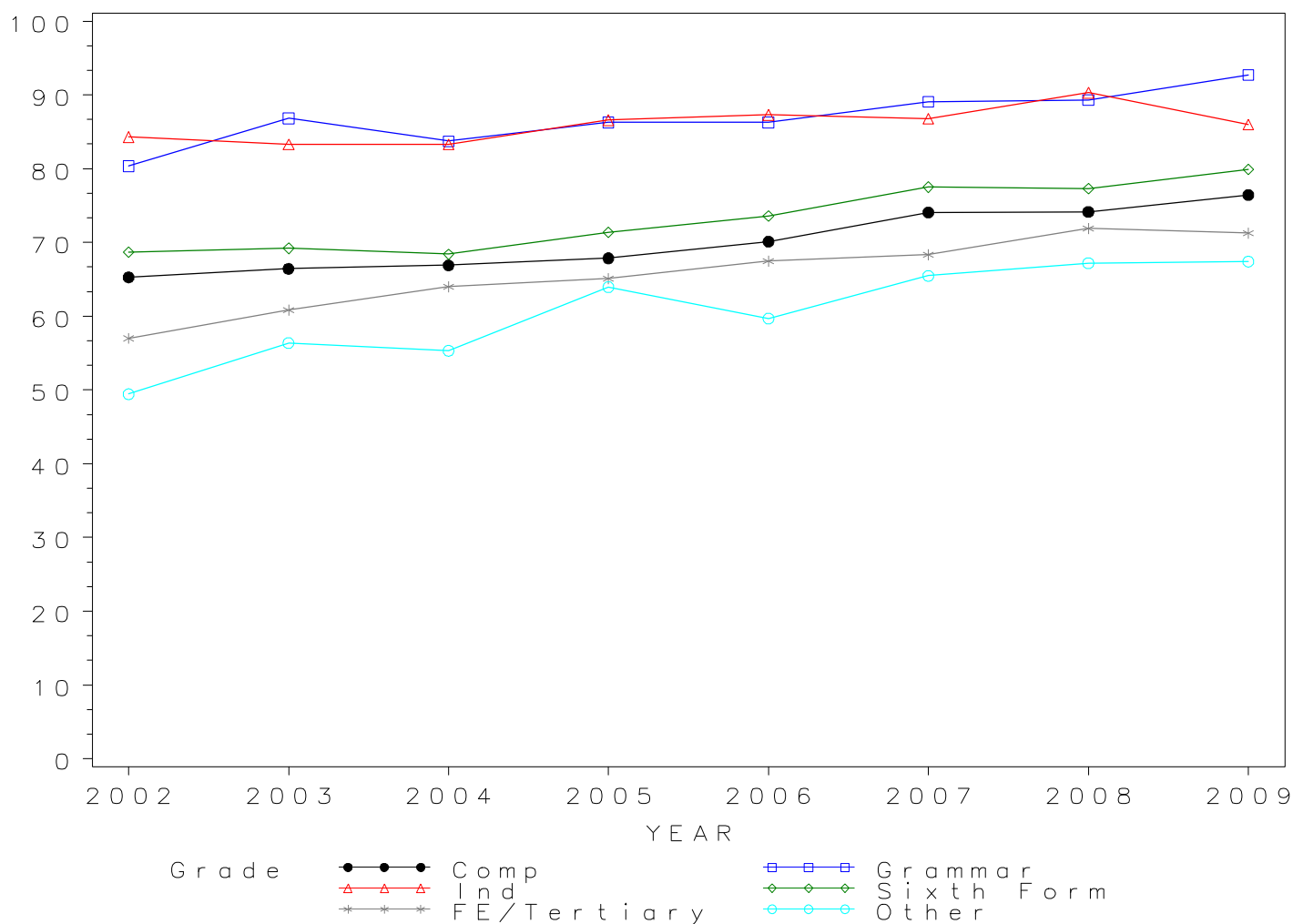
schtype	2002	2003	2004	2005	2006	2007	2008	2009
Comprehensive	65.27	66.43	66.91	67.86	70.11	74.07	74.16	76.44
Grammar	80.36	86.82	83.73	86.28	86.27	89.09	89.30	92.70
Independent	84.30	83.30	83.30	86.60	87.30	86.80	90.30	86.00
Sixth Form	68.70	69.20	68.40	71.40	73.60	77.50	77.30	79.90
FE/Tertiary	56.98	60.83	63.98	65.10	67.46	68.34	71.90	71.26
Academy	66.91
Other	49.44	56.38	55.31	63.96	59.69	65.48	67.19	67.41

Cumulative Numbers

schtype	2002	2003	2004	2005	2006	2007	2008	2009
Comprehensive	3653	3727	3995	4308	4484	4984	5338	5627
Grammar	630	652	633	717	735	751	776	787
Independent	441	394	419	408	476	465	426	376
Sixth Form	2271	2397	2436	2698	2906	3171	3287	3594
FE/Tertiary	2346	2412	2400	2406	2473	2510	2817	2722
Academy	93
Other	178	243	177	291	228	275	344	364

GCE A Level ENGLISH LANGUAGE & LITERATURE 2002–2009

Cumulative % at Grade C by school type



*GCE A Level ENGLISH LANGUAGE & LITERATURE Grade D by school type
2002- 2009
Cumulative Percentages*

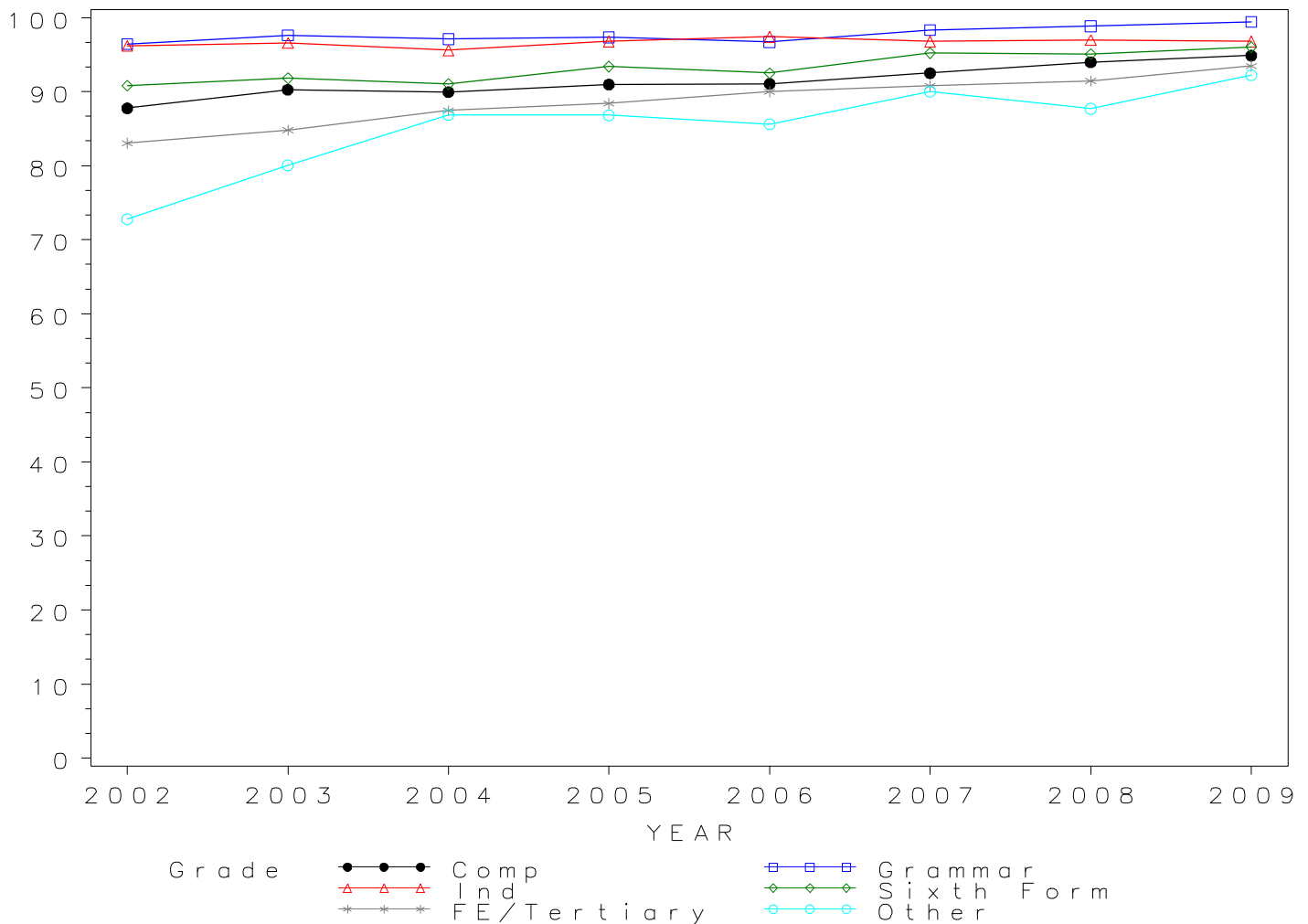
schtype	2002	2003	2004	2005	2006	2007	2008	2009
Comprehensive	87.76	90.25	89.93	90.96	91.06	92.51	93.97	94.88
Grammar	96.43	97.60	97.09	97.35	96.71	98.34	98.85	99.41
Independent	96.20	96.60	95.60	96.80	97.40	96.80	97.00	96.80
Sixth Form	90.80	91.80	91.00	93.40	92.50	95.20	95.10	96.00
FE/Tertiary	83.02	84.82	87.44	88.42	89.99	90.77	91.45	93.46
Academy	89.21
Other	72.78	80.05	86.88	86.81	85.60	90.00	87.70	92.22

Cumulative Numbers

schtype	2002	2003	2004	2005	2006	2007	2008	2009
Comprehensive	4912	5063	5370	5774	5824	6225	6764	6984
Grammar	756	733	734	809	824	829	859	844
Independent	503	457	481	456	531	519	458	423
Sixth Form	3002	3180	3241	3530	3652	3896	4044	4318
FE/Tertiary	3418	3363	3280	3268	3299	3334	3583	3570
Academy	124
Other	262	345	278	395	327	378	449	498

GCE A Level ENGLISH LANGUAGE & LITERATURE 2002–2009

Cumulative % at Grade D by school type



*GCE A Level ENGLISH LANGUAGE & LITERATURE Grade E by school type
2002- 2009*

Cumulative Percentages

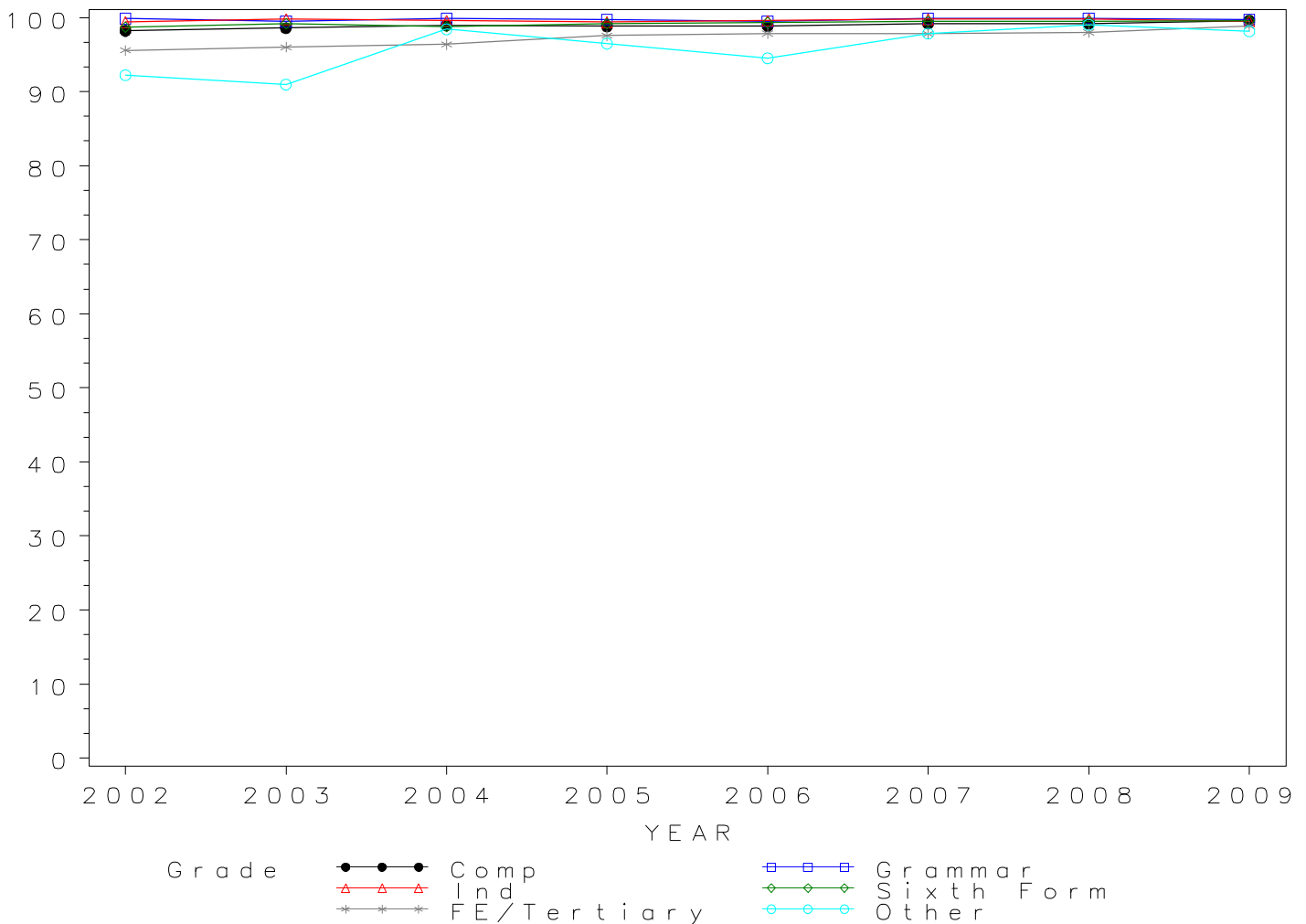
schtype	2002	2003	2004	2005	2006	2007	2008	2009
Comprehensive	98.21	98.59	98.93	98.83	98.86	99.21	99.19	99.61
Grammar	99.87	99.47	99.87	99.76	99.53	99.88	99.88	99.76
Independent	99.40	99.80	99.60	99.40	99.60	99.80	99.80	99.50
Sixth Form	98.70	99.20	98.80	99.20	99.30	99.50	99.50	99.60
FE/Tertiary	95.58	96.02	96.40	97.56	97.85	97.82	98.01	98.87
Academy	99.28
Other	92.22	90.95	98.44	96.48	94.50	97.86	99.02	98.15

Cumulative Numbers

schtype	2002	2003	2004	2005	2006	2007	2008	2009
Comprehensive	5497	5531	5907	6274	6323	6676	7140	7332
Grammar	783	747	755	829	848	842	868	847
Independent	520	472	501	468	543	535	471	435
Sixth Form	3263	3436	3519	3749	3920	4072	4231	4480
FE/Tertiary	3935	3807	3616	3606	3587	3593	3840	3777
Academy	138
Other	332	392	315	439	361	411	507	530

GCE A Level ENGLISH LANGUAGE & LITERATURE 2002–2009

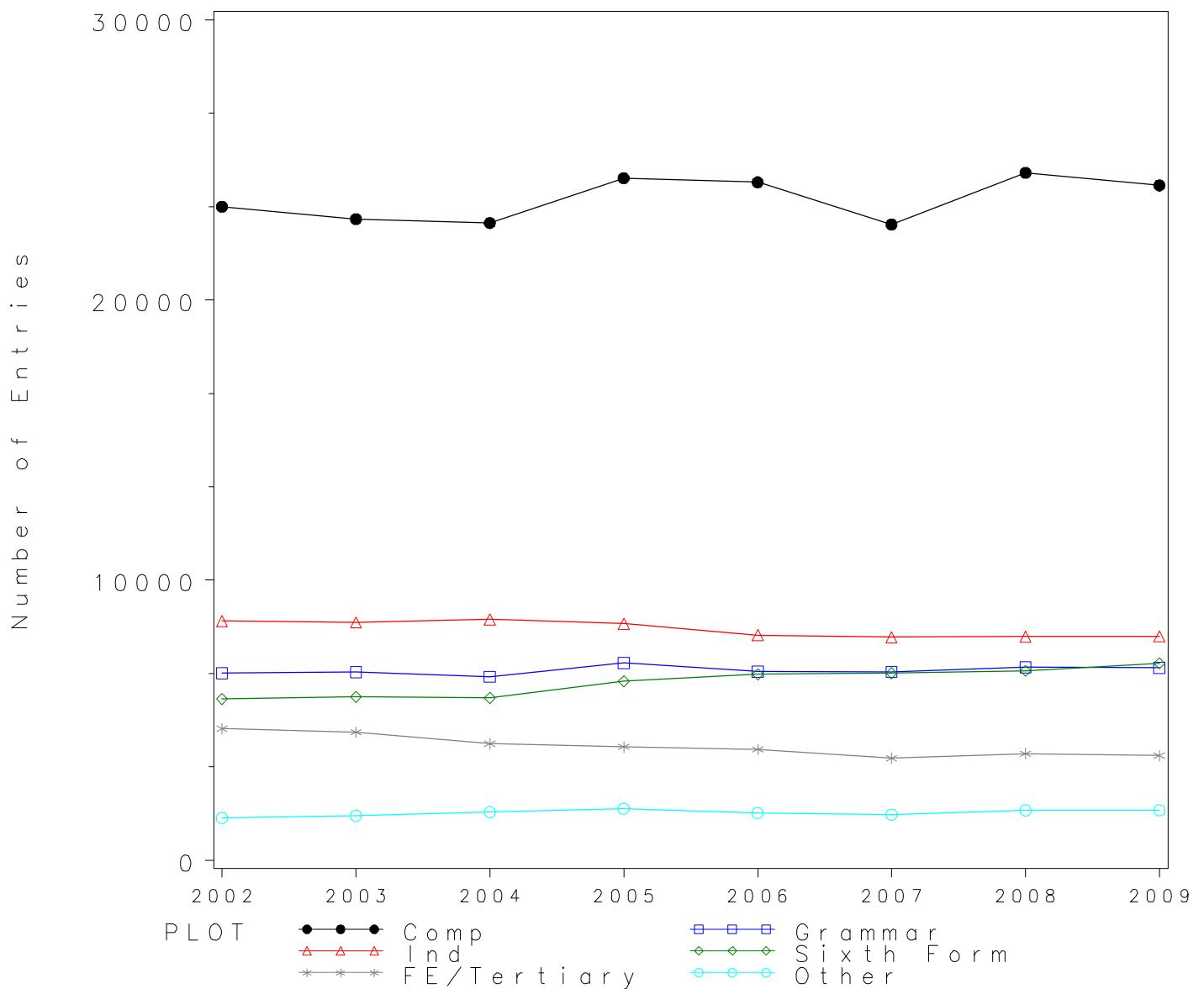
Cumulative % at Grade E by school type



*Numbers of GCE A Level entries in ENGLISH LITERATURE by school type
2002- 2009*

schtype	2002	2003	2004	2005	2006	2007	2008	2009
Comprehensive	23334	22889	22750	24351	24204	22695	24544	24093
Grammar	6672	6713	6555	7042	6734	6727	6888	6867
Independent	8542	8491	8597	8450	8036	7964	7985	7995
Sixth Form	5757	5829	5797	6393	6643	6677	6762	7033
FE/Tertiary	4695	4575	4162	4049	3960	3643	3807	3734
Academy	654
Other	1511	1585	1716	1843	1691	1627	1780	1781

GCE A Level ENGLISH LITERATURE Entries by school type 2002–2009



*GCE A Level ENGLISH LITERATURE Grade A by school type 2002- 2009
Cumulative Percentages*

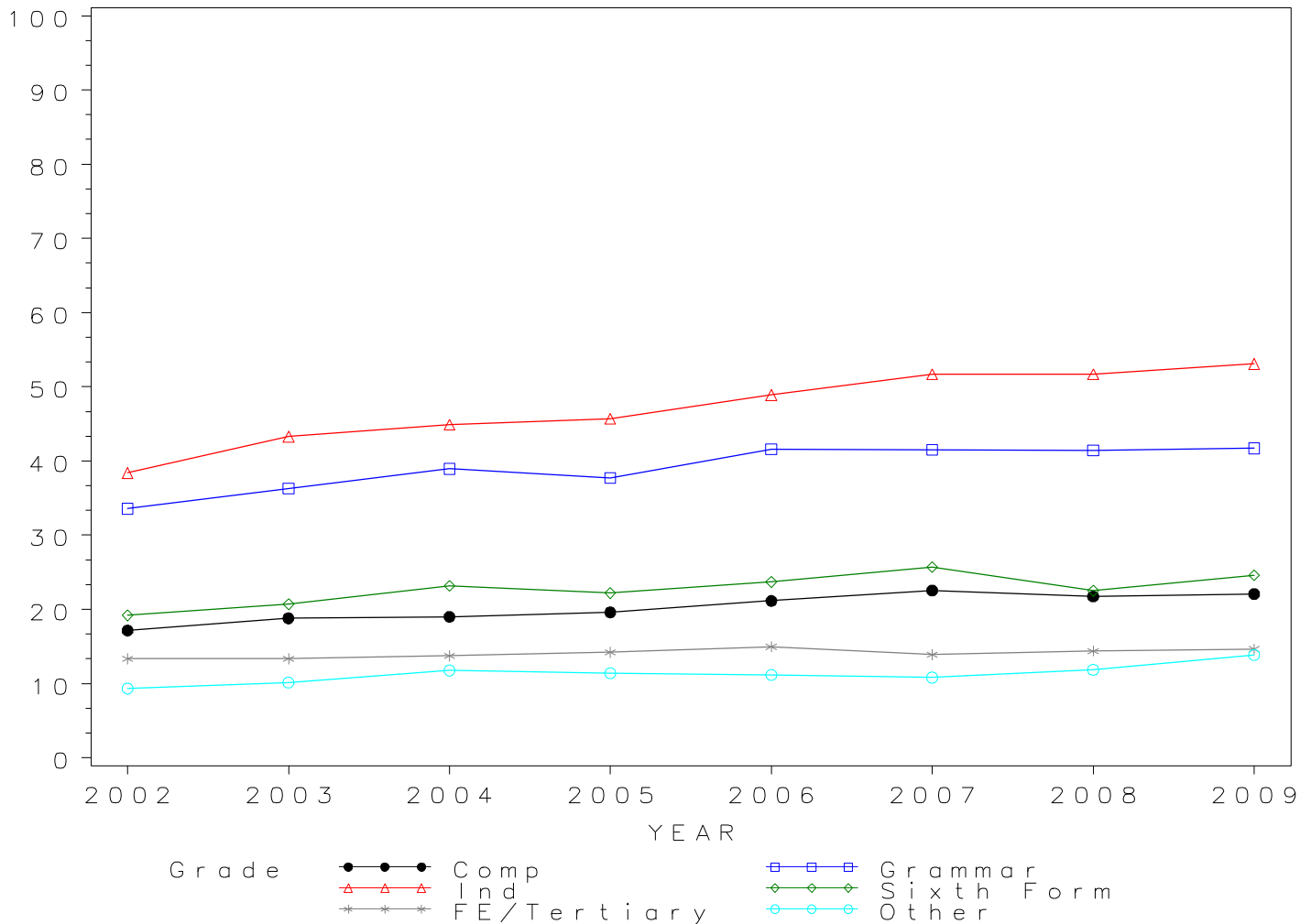
schtype	2002	2003	2004	2005	2006	2007	2008	2009
Comprehensive	17.15	18.80	19.02	19.60	21.16	22.56	21.74	22.06
Grammar	33.57	36.32	38.93	37.72	41.58	41.50	41.45	41.72
Independent	38.40	43.30	44.90	45.70	48.90	51.70	51.70	53.10
Sixth Form	19.20	20.70	23.20	22.20	23.70	25.70	22.50	24.60
FE/Tertiary	13.33	13.36	13.74	14.23	14.97	13.92	14.39	14.65
Academy	14.98
Other	9.33	10.16	11.77	11.39	11.18	10.82	11.85	13.87

Cumulative Numbers

schtype	2002	2003	2004	2005	2006	2007	2008	2009
Comprehensive	4002	4304	4326	4772	5121	5119	5336	5316
Grammar	2240	2438	2552	2656	2800	2792	2855	2865
Independent	3280	3677	3860	3862	3930	4117	4128	4245
Sixth Form	1105	1207	1345	1419	1574	1716	1521	1730
FE/Tertiary	626	611	572	576	593	507	548	547
Academy	98
Other	141	161	202	210	189	176	211	247

GCE A Level ENGLISH LITERATURE 2002–2009

Cumulative % at Grade A by school type



*GCE A Level ENGLISH LITERATURE Grade B by school type 2002- 2009
Cumulative Percentages*

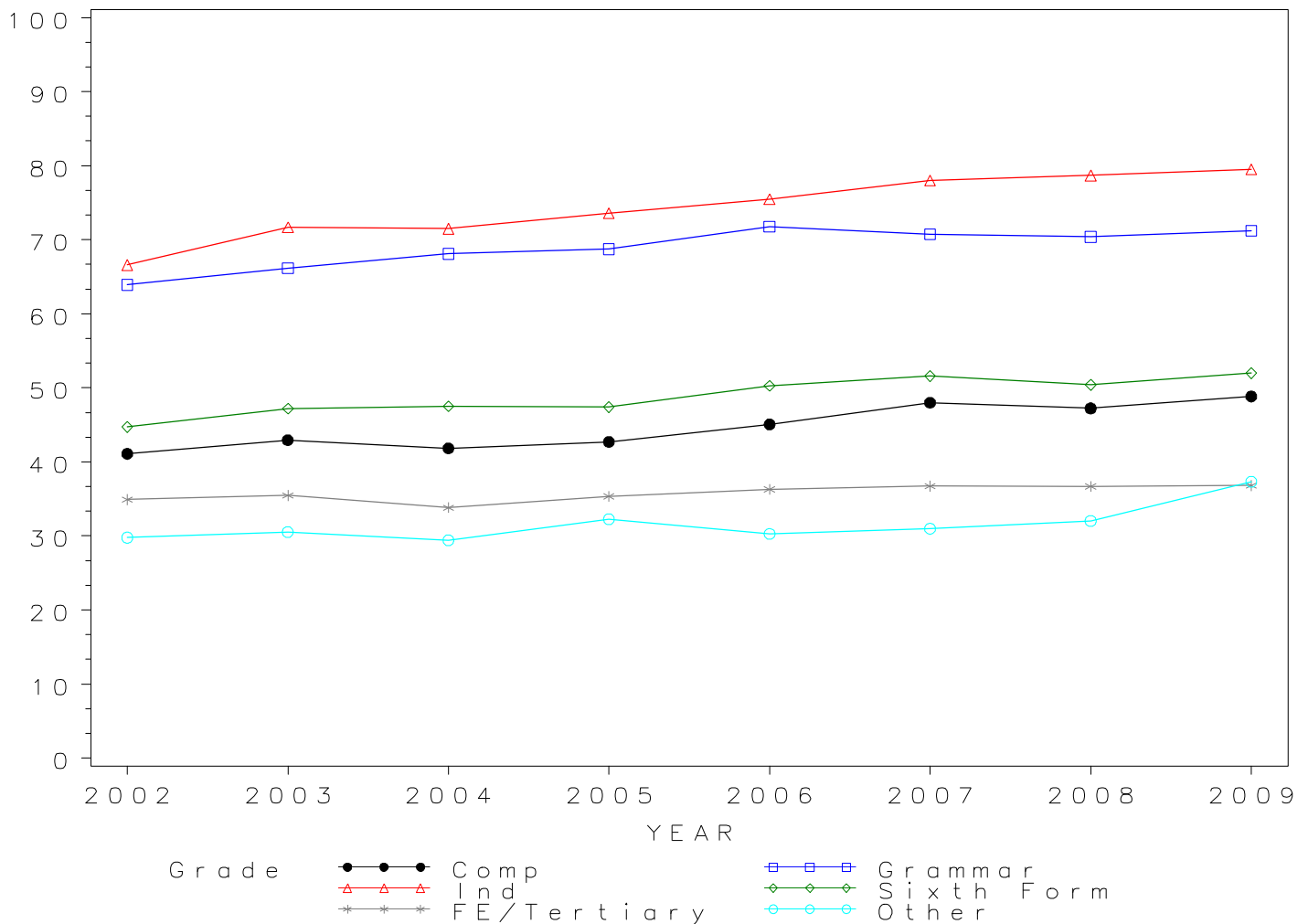
schtype	2002	2003	2004	2005	2006	2007	2008	2009
Comprehensive	41.09	42.96	41.85	42.72	45.08	48.01	47.24	48.84
Grammar	63.91	66.16	68.12	68.73	71.76	70.74	70.40	71.22
Independent	66.60	71.70	71.50	73.60	75.50	78.00	78.70	79.50
Sixth Form	44.70	47.20	47.50	47.40	50.30	51.60	50.40	52.00
FE/Tertiary	34.91	35.48	33.83	35.37	36.29	36.73	36.70	36.80
Academy	35.93
Other	29.78	30.54	29.43	32.28	30.28	30.98	32.02	37.34

Cumulative Numbers

schtype	2002	2003	2004	2005	2006	2007	2008	2009
Comprehensive	9588	9832	9520	10402	10910	10896	11595	11766
Grammar	4264	4441	4465	4840	4832	4759	4849	4891
Independent	5689	6088	6147	6219	6067	6212	6284	6356
Sixth Form	2573	2751	2754	3030	3341	3445	3408	3657
FE/Tertiary	1639	1623	1408	1432	1437	1338	1397	1374
Academy	235
Other	450	484	505	595	512	504	570	665

GCE A Level ENGLISH LITERATURE 2002–2009

Cumulative % at Grade B by school type



*GCE A Level ENGLISH LITERATURE Grade C by school type 2002- 2009
Cumulative Percentages*

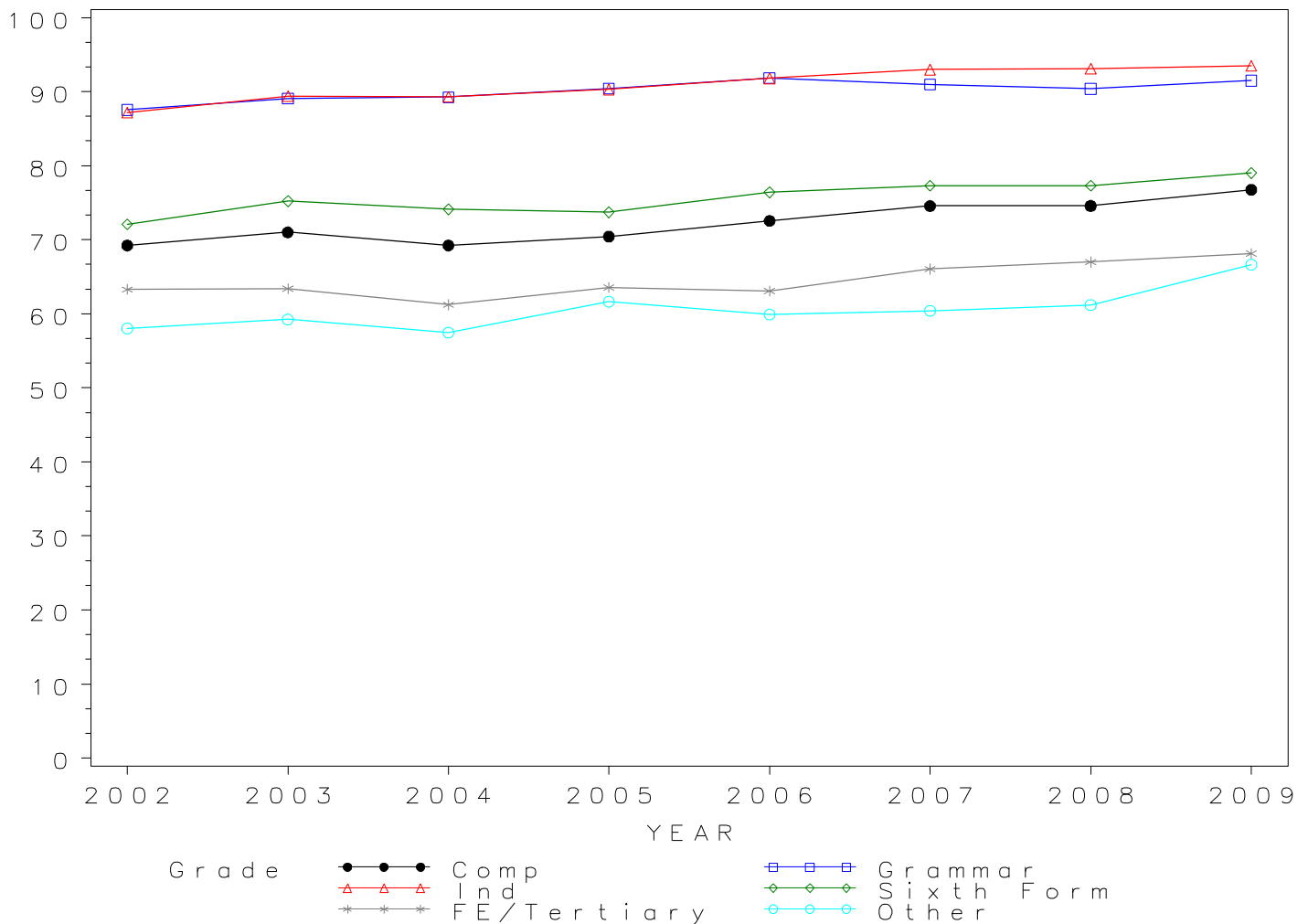
schtype	2002	2003	2004	2005	2006	2007	2008	2009
Comprehensive	69.23	71.02	69.23	70.42	72.55	74.57	74.58	76.76
Grammar	87.54	89.07	89.26	90.44	91.85	90.96	90.37	91.50
Independent	87.20	89.40	89.30	90.30	91.80	93.00	93.10	93.50
Sixth Form	72.10	75.20	74.10	73.70	76.40	77.30	77.30	79.00
FE/Tertiary	63.30	63.41	61.22	63.57	63.08	66.04	67.01	68.13
Academy	64.22
Other	58.04	59.24	57.46	61.64	59.91	60.42	61.18	66.65

Cumulative Numbers

schtype	2002	2003	2004	2005	2006	2007	2008	2009
Comprehensive	16153	16255	15749	17148	17559	16923	18305	18493
Grammar	5841	5979	5851	6369	6185	6119	6225	6283
Independent	7449	7591	7677	7630	7377	7407	7434	7475
Sixth Form	4151	4383	4296	4712	5075	5161	5227	5556
FE/Tertiary	2972	2901	2548	2574	2498	2406	2551	2544
Academy	420
Other	877	939	986	1136	1013	983	1089	1187

GCE A Level ENGLISH LITERATURE 2002–2009

Cumulative % at Grade C by school type



*GCE A Level ENGLISH LITERATURE Grade D by school type 2002- 2009
Cumulative Percentages*

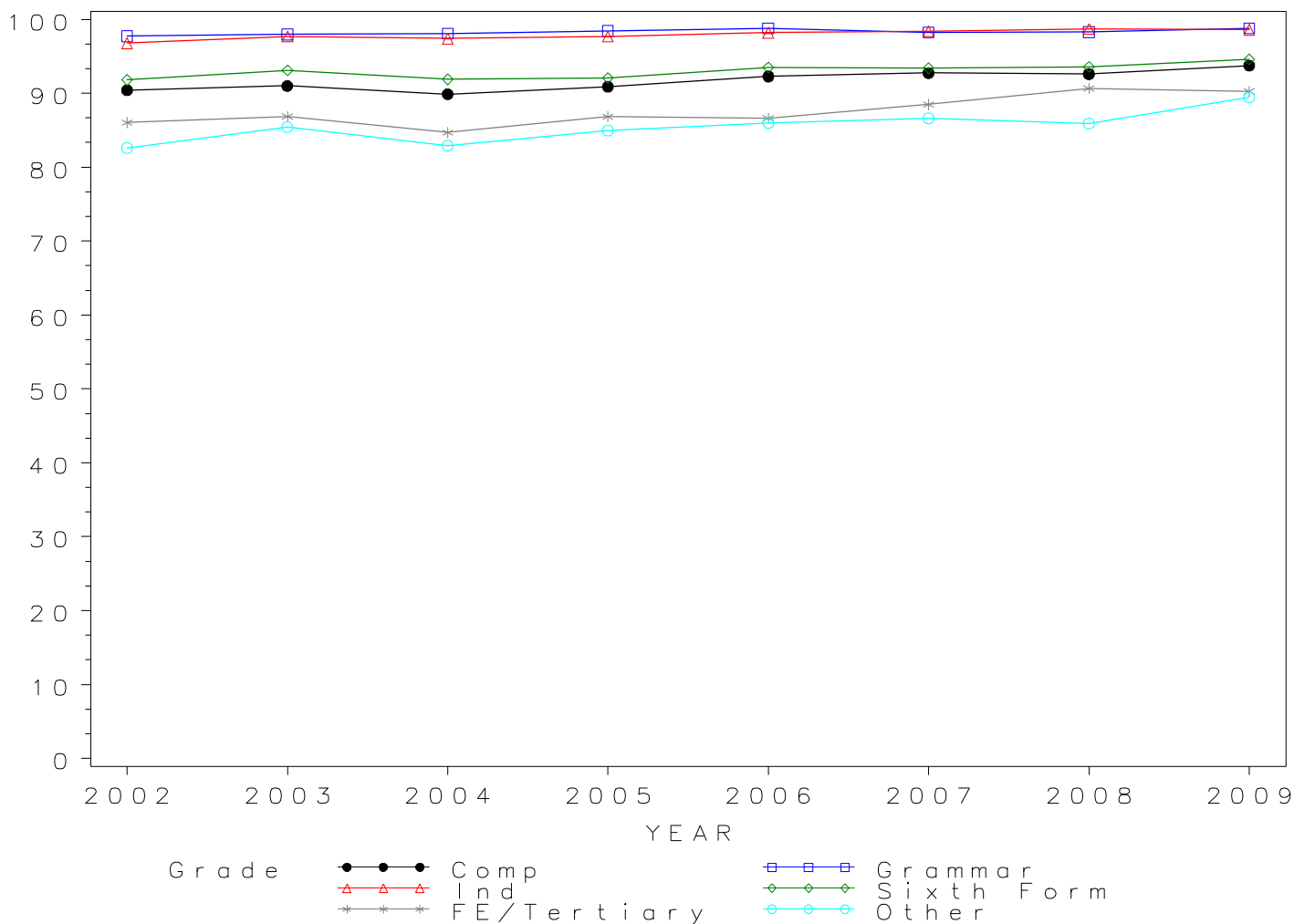
schtype	2002	2003	2004	2005	2006	2007	2008	2009
Comprehensive	90.43	91.00	89.89	90.90	92.28	92.75	92.60	93.76
Grammar	97.74	97.96	98.08	98.44	98.80	98.23	98.27	98.81
Independent	96.80	97.70	97.40	97.70	98.20	98.40	98.70	98.60
Sixth Form	91.80	93.10	91.90	92.10	93.50	93.40	93.60	94.60
FE/Tertiary	86.05	86.86	84.69	86.84	86.62	88.50	90.65	90.25
Academy	89.14
Other	82.59	85.43	82.93	84.97	85.98	86.60	85.90	89.44

Cumulative Numbers

schtype	2002	2003	2004	2005	2006	2007	2008	2009
Comprehensive	21102	20829	20450	22135	22336	21049	22728	22590
Grammar	6521	6576	6429	6932	6653	6608	6769	6785
Independent	8269	8296	8373	8256	7891	7837	7881	7883
Sixth Form	5285	5427	5327	5888	6211	6236	6329	6653
FE/Tertiary	4040	3974	3525	3516	3430	3224	3451	3370
Academy	583
Other	1248	1354	1423	1566	1454	1409	1529	1593

GCE A Level ENGLISH LITERATURE 2002–2009

Cumulative % at Grade D by school type



*GCE A Level ENGLISH LITERATURE Grade E by school type 2002- 2009
Cumulative Percentages*

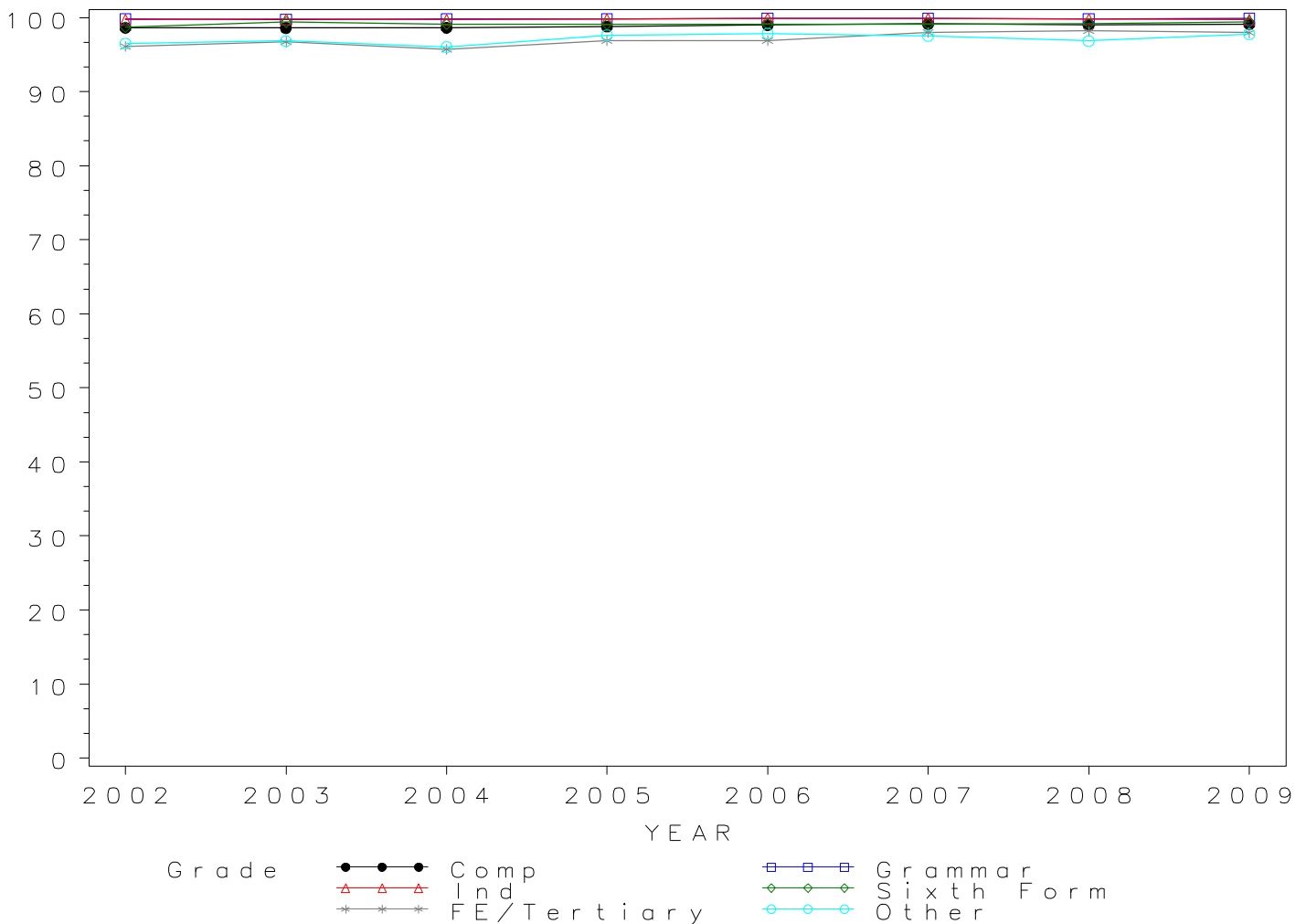
schtype	2002	2003	2004	2005	2006	2007	2008	2009
Comprehensive	98.62	98.60	98.62	98.78	98.98	99.15	99.00	99.10
Grammar	99.81	99.76	99.77	99.83	99.91	99.88	99.80	99.87
Independent	99.70	99.80	99.70	99.80	99.90	99.90	99.80	99.70
Sixth Form	98.70	99.40	99.10	99.10	99.10	99.10	99.20	99.40
FE/Tertiary	96.12	96.72	95.72	96.89	96.92	98.00	98.19	97.96
Academy	99.08
Other	96.49	96.85	96.04	97.61	97.87	97.54	96.85	97.75

Cumulative Numbers

schtype	2002	2003	2004	2005	2006	2007	2008	2009
Comprehensive	23011	22569	22436	24055	23958	22503	24299	23876
Grammar	6659	6697	6540	7030	6728	6719	6874	6858
Independent	8516	8474	8571	8433	8028	7956	7969	7971
Sixth Form	5682	5794	5745	6335	6583	6617	6708	6991
FE/Tertiary	4513	4425	3984	3923	3838	3570	3738	3658
Academy	648
Other	1458	1535	1648	1799	1655	1587	1724	1741

GCE A Level ENGLISH LITERATURE 2002–2009

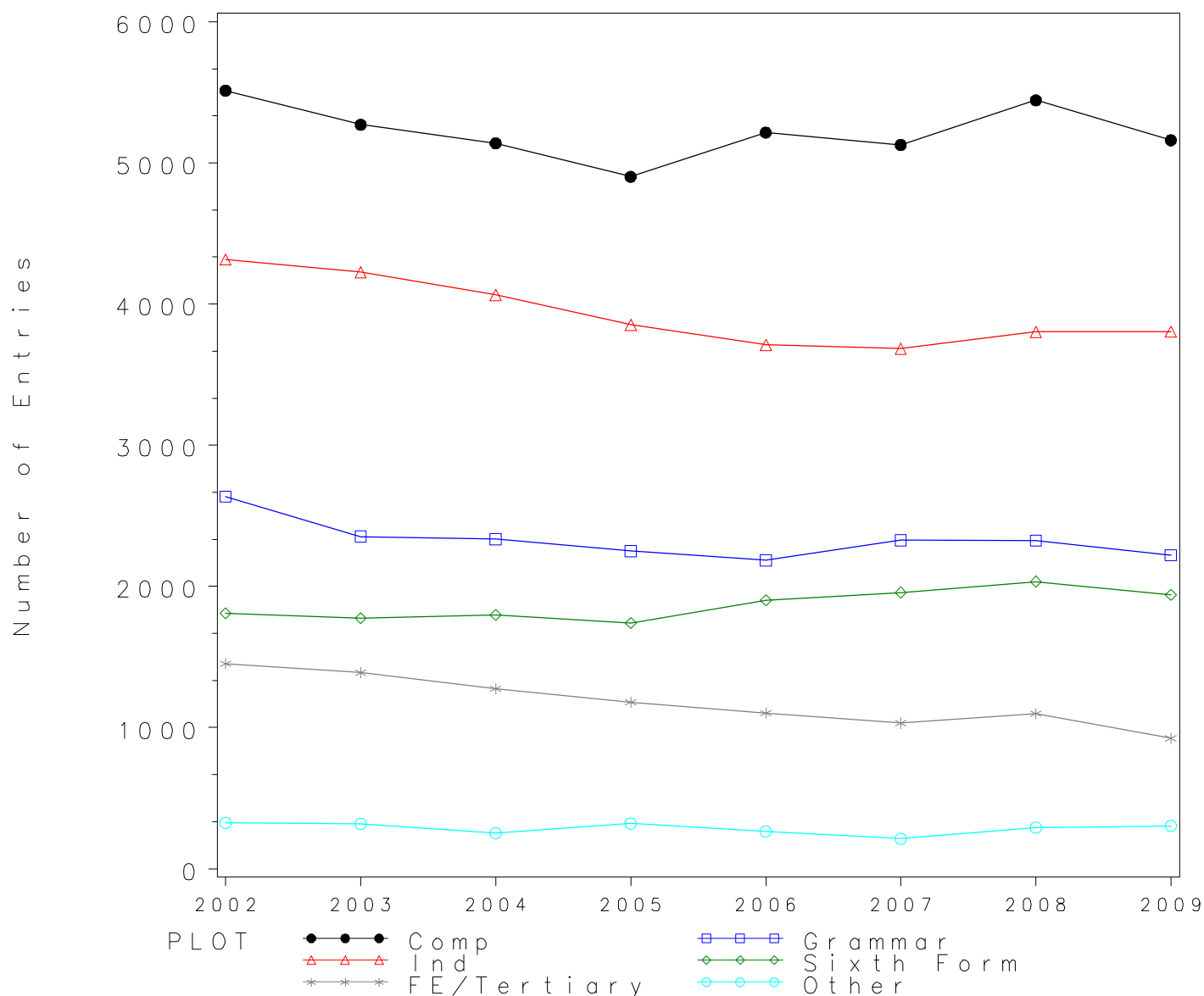
Cumulative % at Grade E by school type



Numbers of GCE A Level entries in FRENCH by school type 2002- 2009

schtype	2002	2003	2004	2005	2006	2007	2008	2009
Comprehensive	5512	5271	5140	4902	5215	5127	5444	5161
Grammar	2636	2353	2335	2251	2185	2328	2325	2221
Independent	4317	4227	4064	3854	3711	3684	3804	3806
Sixth Form	1810	1776	1798	1741	1903	1957	2034	1941
FE/Tertiary	1453	1389	1275	1179	1102	1032	1099	924
Academy	95
Other	325	319	252	321	265	212	292	304

GCE A Level FRENCH Entries by school type 2002—2009



*GCE A Level FRENCH Grade A by school type 2002- 2009
Cumulative Percentages*

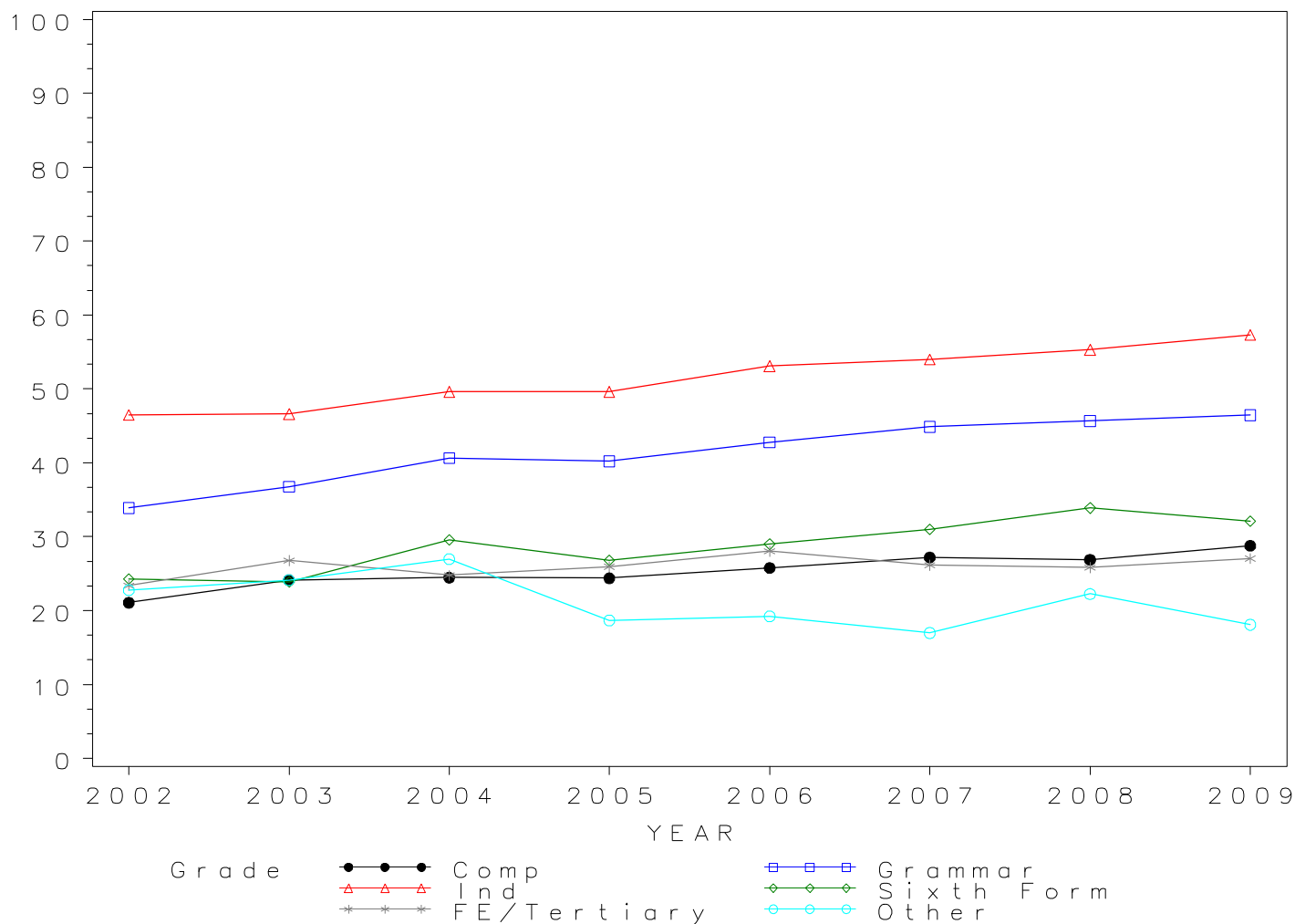
schtype	2002	2003	2004	2005	2006	2007	2008	2009
Comprehensive	21.08	24.15	24.47	24.40	25.77	27.19	26.87	28.77
Grammar	33.88	36.76	40.64	40.20	42.79	44.89	45.68	46.47
Independent	46.50	46.60	49.60	49.60	53.10	54.00	55.30	57.30
Sixth Form	24.30	23.90	29.60	26.80	29.00	31.00	33.90	32.10
FE/Tertiary	23.40	26.78	24.78	25.95	28.04	26.16	25.84	27.06
Academy	20.00
Other	22.77	24.14	26.98	18.69	19.25	16.98	22.26	18.09

Cumulative Numbers

schtype	2002	2003	2004	2005	2006	2007	2008	2009
Comprehensive	1162	1273	1258	1196	1344	1394	1463	1485
Grammar	893	865	949	905	935	1045	1062	1032
Independent	2007	1970	2016	1912	1971	1989	2104	2181
Sixth Form	440	424	532	467	552	607	690	623
FE/Tertiary	340	372	316	306	309	270	284	250
Academy	19
Other	74	77	68	60	51	36	65	55

GCE A Level FRENCH 2002–2009

Cumulative % at Grade A by school type



*GCE A Level FRENCH Grade B by school type 2002- 2009
Cumulative Percentages*

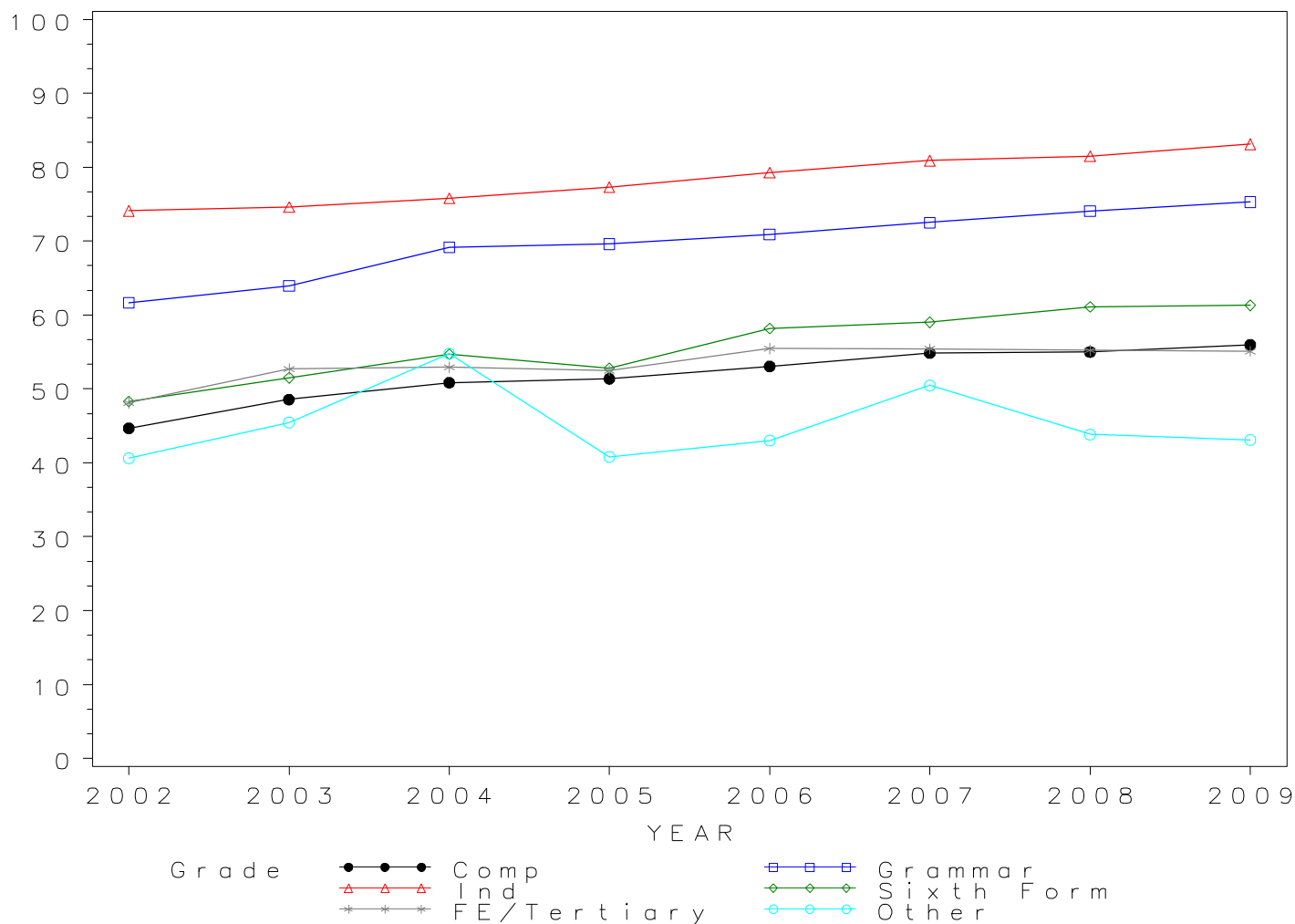
schtype	2002	2003	2004	2005	2006	2007	2008	2009
Comprehensive	44.68	48.57	50.86	51.37	53.06	54.85	55.00	55.98
Grammar	61.65	63.96	69.16	69.61	70.89	72.51	74.06	75.28
Independent	74.10	74.60	75.80	77.30	79.30	80.90	81.50	83.10
Sixth Form	48.30	51.50	54.70	52.80	58.20	59.00	61.10	61.30
FE/Tertiary	48.11	52.70	52.94	52.50	55.44	55.43	55.23	55.09
Academy	47.37
Other	40.62	45.45	54.76	40.81	43.02	50.47	43.84	43.09

Cumulative Numbers

schtype	2002	2003	2004	2005	2006	2007	2008	2009
Comprehensive	2463	2560	2614	2518	2767	2812	2994	2889
Grammar	1625	1505	1615	1567	1549	1688	1722	1672
Independent	3199	3153	3081	2979	2943	2980	3100	3163
Sixth Form	874	915	984	919	1108	1155	1243	1190
FE/Tertiary	699	732	675	619	611	572	607	509
Academy	45
Other	132	145	138	131	114	107	128	131

GCE A Level FRENCH 2002–2009

Cumulative % at Grade B by school type



*GCE A Level FRENCH Grade C by school type 2002- 2009
Cumulative Percentages*

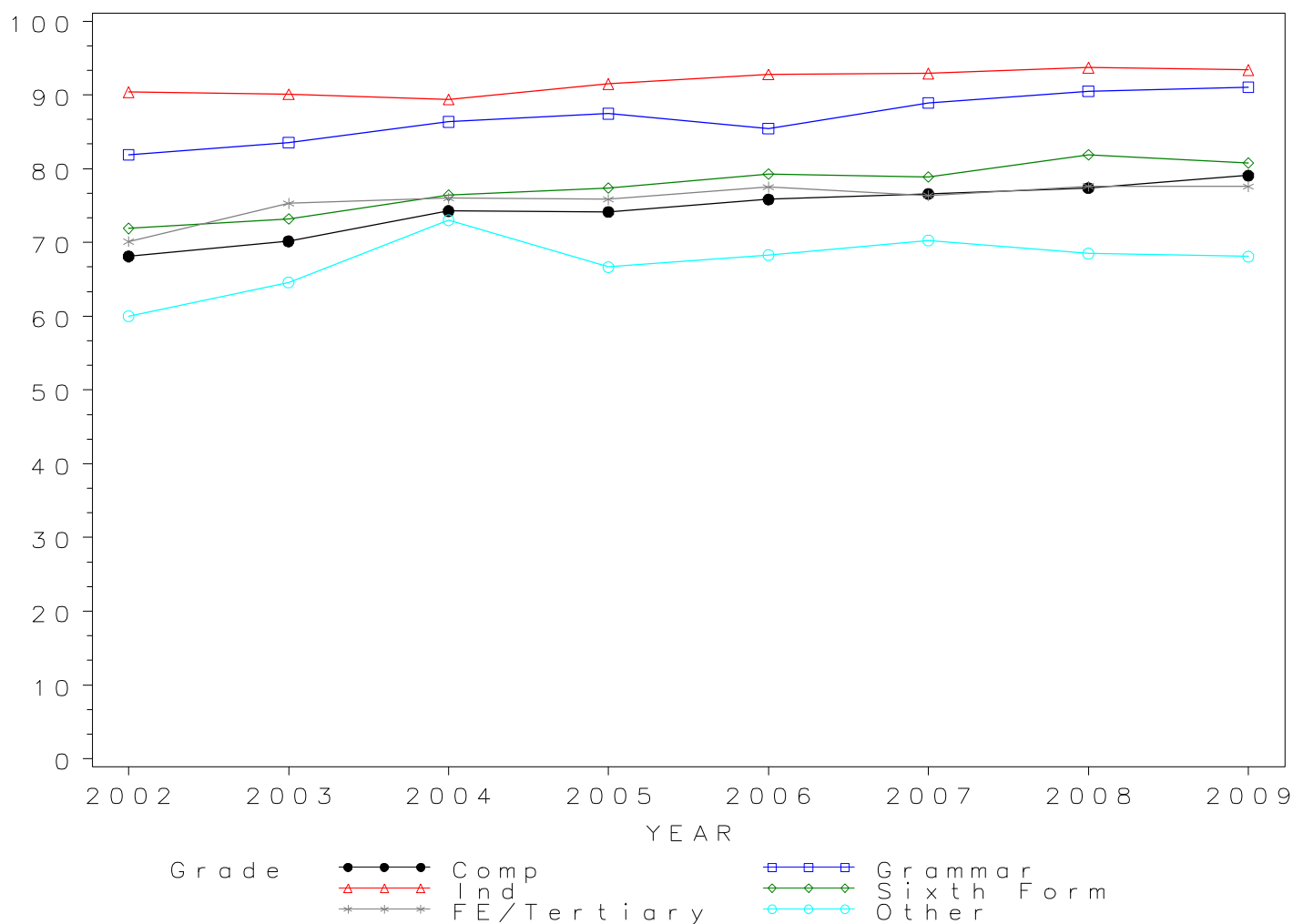
sctype	2002	2003	2004	2005	2006	2007	2008	2009
Comprehensive	68.11	70.16	74.26	74.13	75.84	76.57	77.37	79.07
Grammar	81.90	83.55	86.34	87.47	85.45	88.92	90.49	91.04
Independent	90.40	90.10	89.40	91.50	92.80	92.90	93.70	93.40
Sixth Form	71.90	73.20	76.40	77.40	79.30	78.90	81.90	80.80
FE/Tertiary	70.13	75.31	76.00	75.83	77.50	76.36	77.62	77.60
Academy	72.63
Other	60.00	64.58	73.02	66.67	68.30	70.28	68.49	68.09

Cumulative Numbers

sctype	2002	2003	2004	2005	2006	2007	2008	2009
Comprehensive	3754	3698	3817	3634	3955	3926	4212	4081
Grammar	2159	1966	2016	1969	1867	2070	2104	2022
Independent	3903	3809	3633	3526	3444	3422	3564	3555
Sixth Form	1301	1300	1374	1348	1509	1544	1666	1568
FE/Tertiary	1019	1046	969	894	854	788	853	717
Academy	69
Other	195	206	184	214	181	149	200	207

GCE A Level FRENCH 2002–2009

Cumulative % at Grade C by school type



*GCE A Level FRENCH Grade D by school type 2002- 2009
Cumulative Percentages*

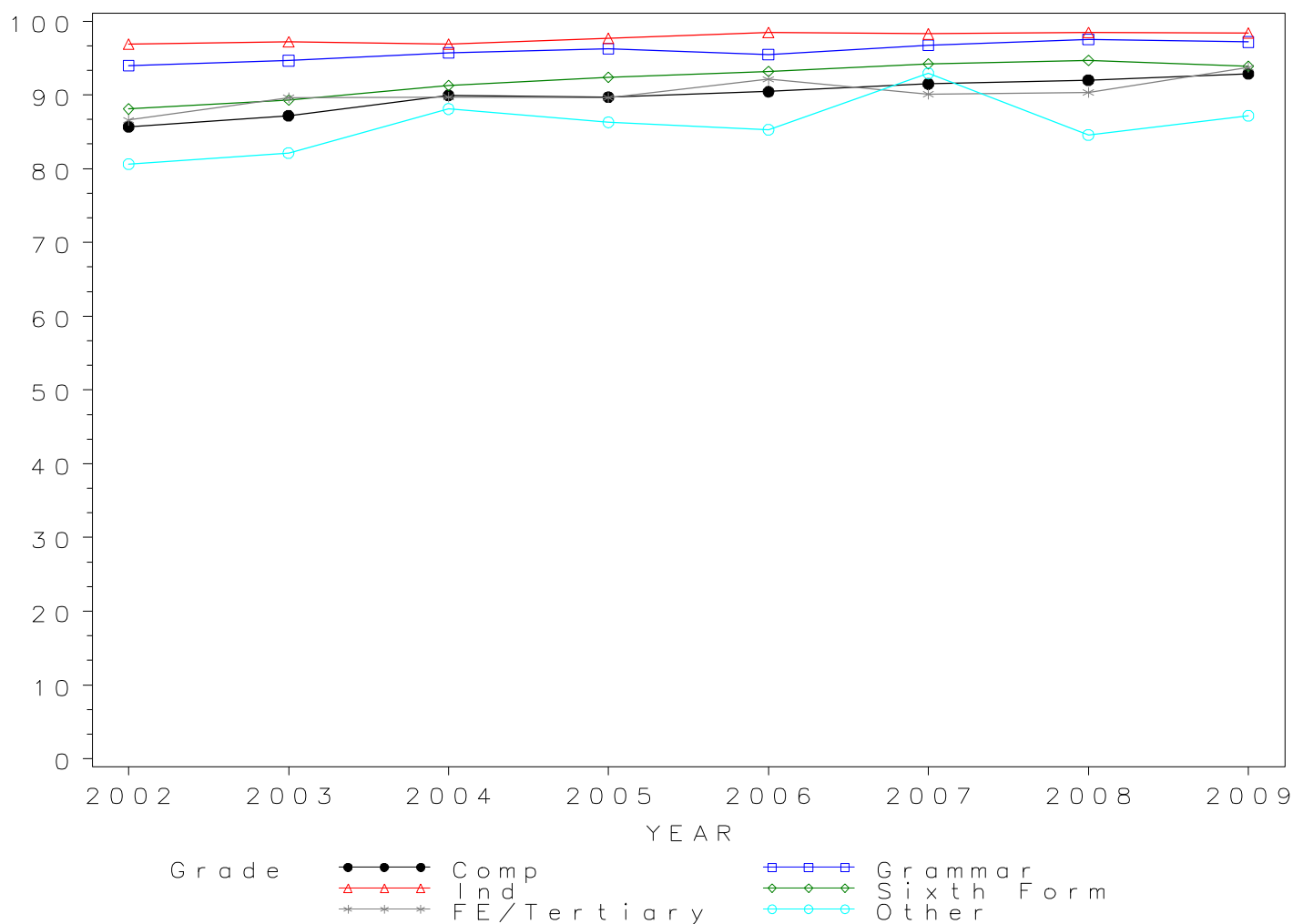
schtype	2002	2003	2004	2005	2006	2007	2008	2009
Comprehensive	85.69	87.19	89.94	89.70	90.45	91.50	91.99	92.87
Grammar	93.97	94.65	95.72	96.27	95.47	96.74	97.55	97.16
Independent	96.90	97.20	96.90	97.70	98.50	98.30	98.50	98.40
Sixth Form	88.10	89.30	91.30	92.40	93.20	94.20	94.70	93.90
FE/Tertiary	86.58	89.63	89.73	89.65	92.11	90.12	90.35	93.72
Academy	91.58
Other	80.62	82.13	88.10	86.29	85.28	92.92	84.59	87.17

Cumulative Numbers

schtype	2002	2003	2004	2005	2006	2007	2008	2009
Comprehensive	4723	4596	4623	4397	4717	4691	5008	4793
Grammar	2477	2227	2235	2167	2086	2252	2268	2158
Independent	4183	4109	3938	3765	3655	3621	3747	3745
Sixth Form	1595	1586	1642	1609	1774	1843	1926	1823
FE/Tertiary	1258	1245	1144	1057	1015	930	993	866
Academy	87
Other	262	262	222	277	226	197	247	265

GCE A Level FRENCH 2002–2009

Cumulative % at Grade D by school type



*GCE A Level FRENCH Grade E by school type 2002- 2009
Cumulative Percentages*

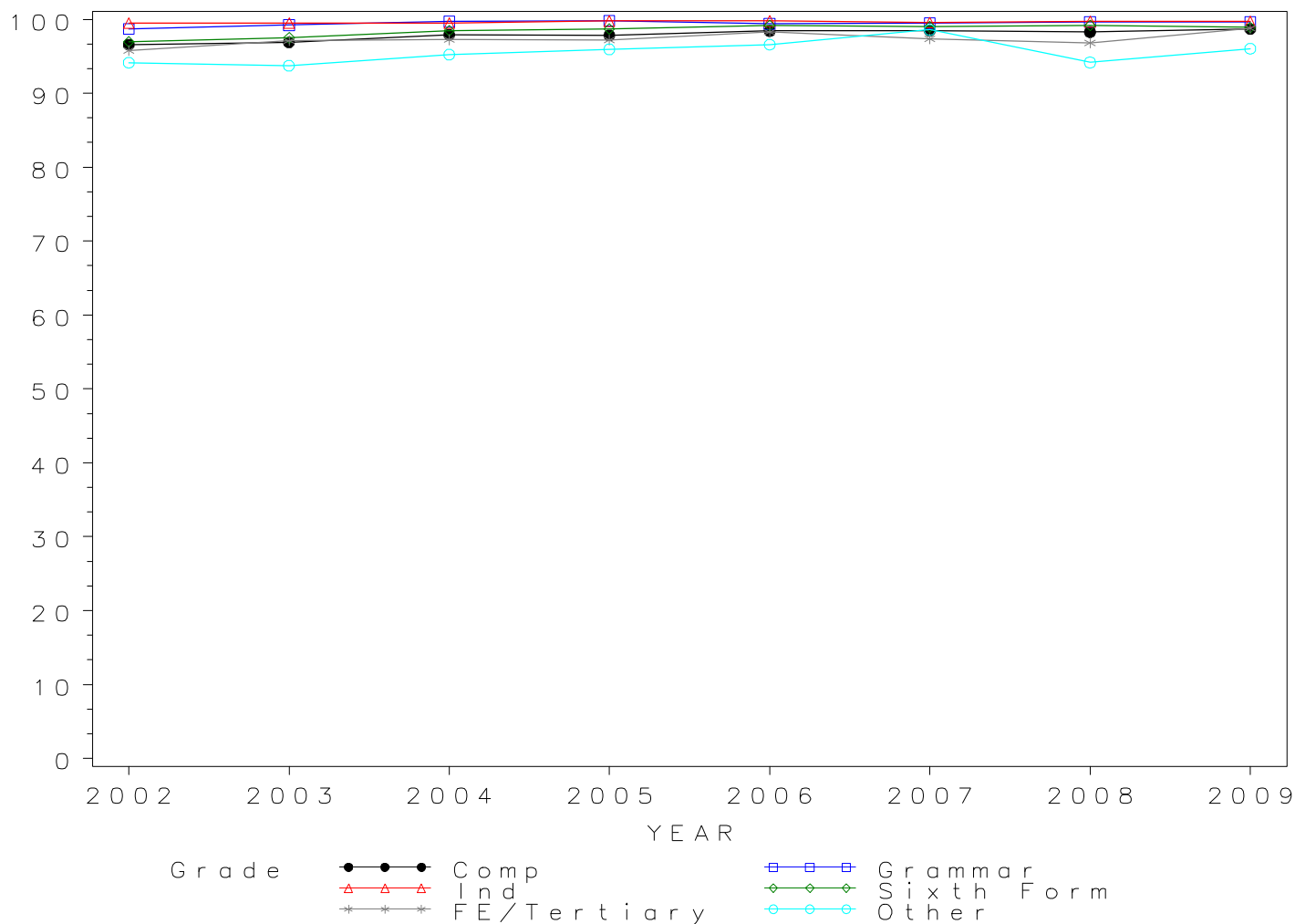
schtype	2002	2003	2004	2005	2006	2007	2008	2009
Comprehensive	96.59	96.89	97.92	97.84	98.43	98.48	98.29	98.70
Grammar	98.71	99.24	99.70	99.82	99.41	99.48	99.66	99.68
Independent	99.50	99.50	99.50	99.80	99.80	99.60	99.70	99.70
Sixth Form	97.00	97.50	98.50	98.70	99.20	99.00	99.20	98.90
FE/Tertiary	95.80	97.12	97.25	97.20	98.28	97.38	96.82	98.81
Academy	96.84
Other	94.15	93.73	95.24	95.95	96.60	98.58	94.18	96.05

Cumulative Numbers

schtype	2002	2003	2004	2005	2006	2007	2008	2009
Comprehensive	5324	5107	5033	4796	5133	5049	5351	5094
Grammar	2602	2335	2328	2247	2172	2316	2317	2214
Independent	4295	4206	4044	3846	3704	3669	3793	3795
Sixth Form	1756	1732	1771	1718	1888	1937	2018	1920
FE/Tertiary	1392	1349	1240	1146	1083	1005	1064	913
Academy	92
Other	306	299	240	308	256	209	275	292

GCE A Level FRENCH 2002–2009

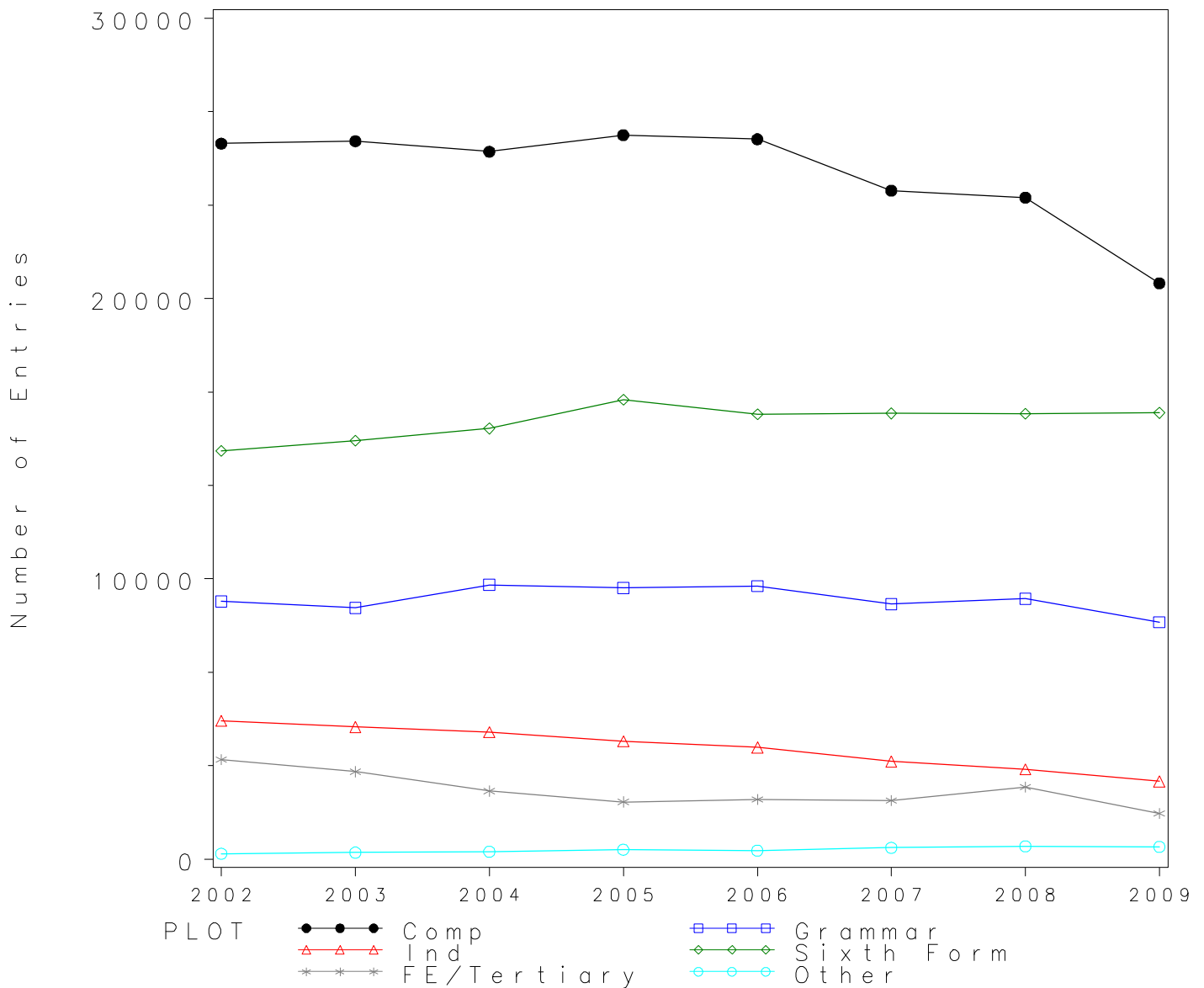
Cumulative % at Grade E by school type



Numbers of GCE A Level entries in GENERAL STUDIES by school type 2002- 2009

sctype	2002	2003	2004	2005	2006	2007	2008	2009
Comprehensive	25530	25613	25240	25834	25684	23852	23601	20543
Grammar	9194	8960	9785	9680	9742	9101	9291	8458
Independent	4937	4718	4531	4207	3984	3487	3205	2772
Sixth Form	14565	14930	15366	16396	15871	15904	15893	15927
FE/Tertiary	3551	3118	2425	2039	2130	2094	2571	1631
Academy	450
Other	194	235	267	338	303	406	455	440

GCE A Level GENERAL STUDIES Entries by school type 2002–2009



*GCE A Level GENERAL STUDIES Grade A by school type 2002- 2009
Cumulative Percentages*

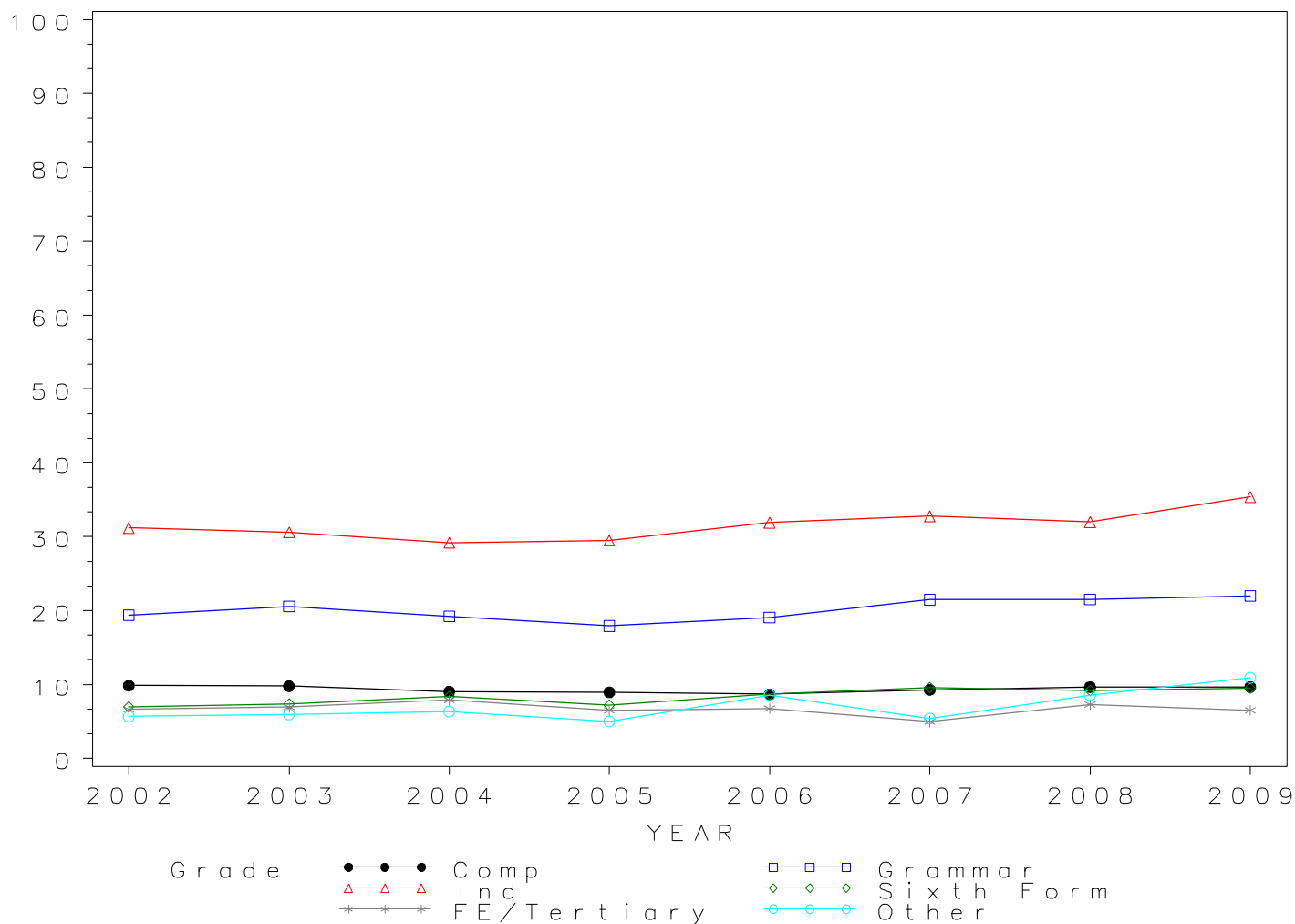
schtype	2002	2003	2004	2005	2006	2007	2008	2009
Comprehensive	9.85	9.79	9.04	8.95	8.67	9.29	9.65	9.67
Grammar	19.40	20.58	19.24	17.92	19.07	21.49	21.53	21.98
Independent	31.20	30.60	29.20	29.50	31.90	32.80	32.00	35.40
Sixth Form	7.00	7.40	8.40	7.20	8.70	9.60	9.20	9.50
FE/Tertiary	6.65	6.93	7.88	6.52	6.76	4.97	7.31	6.50
Academy	13.78
Other	5.67	5.96	6.37	5.03	8.58	5.42	8.57	10.91

Cumulative Numbers

schtype	2002	2003	2004	2005	2006	2007	2008	2009
Comprehensive	2515	2507	2281	2311	2226	2217	2277	1987
Grammar	1784	1844	1883	1735	1858	1956	2000	1859
Independent	1540	1444	1323	1241	1271	1144	1026	981
Sixth Form	1020	1105	1291	1181	1381	1527	1462	1513
FE/Tertiary	236	216	191	133	144	104	188	106
Academy	62
Other	11	14	17	17	26	22	39	48

GCE A Level GENERAL STUDIES 2002–2009

Cumulative % at Grade A by school type



*GCE A Level GENERAL STUDIES Grade B by school type 2002- 2009
Cumulative Percentages*

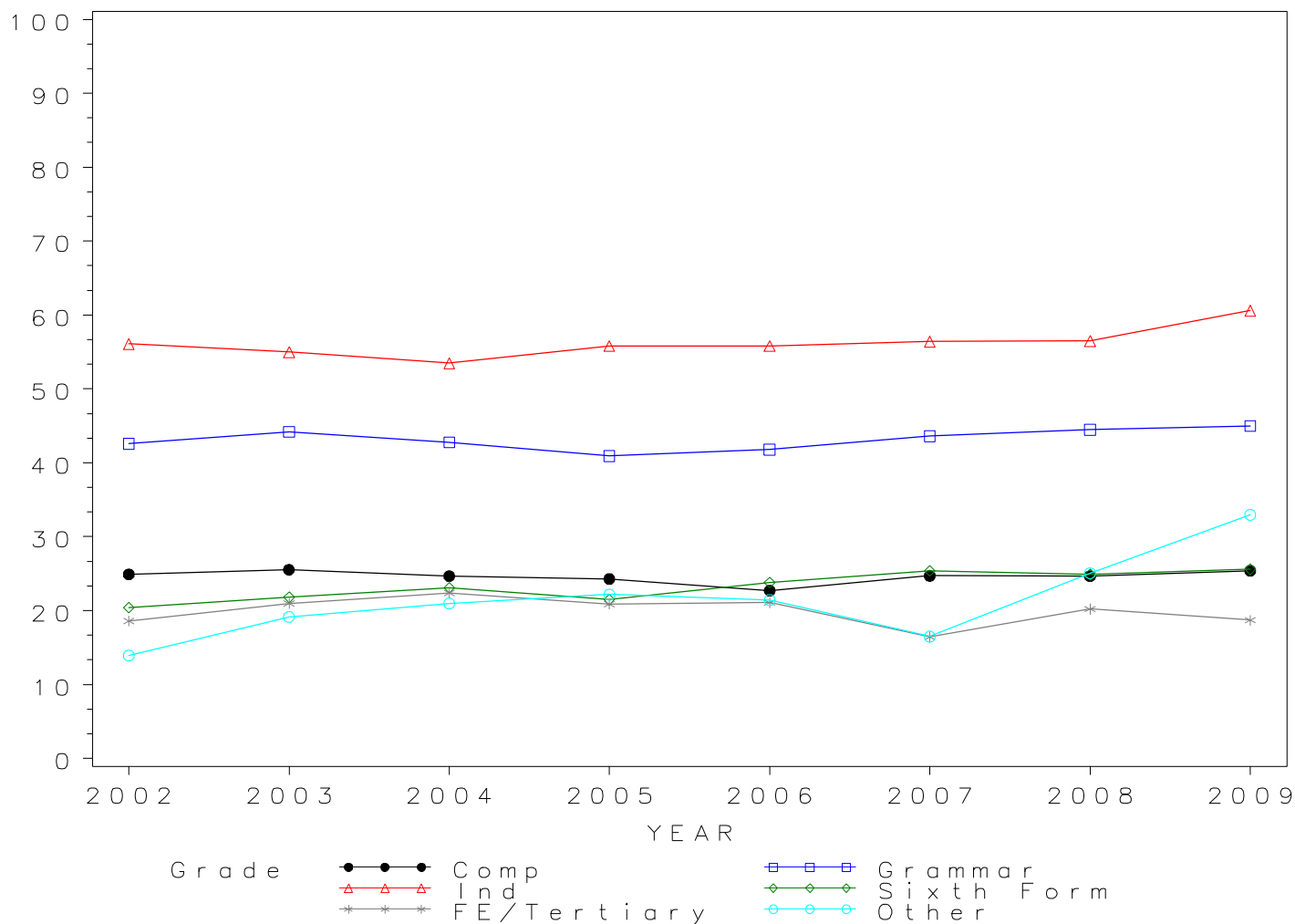
schtype	2002	2003	2004	2005	2006	2007	2008	2009
Comprehensive	24.90	25.53	24.67	24.30	22.71	24.71	24.66	25.41
Grammar	42.59	44.19	42.78	40.92	41.81	43.62	44.48	44.99
Independent	56.10	55.00	53.50	55.80	55.80	56.40	56.50	60.60
Sixth Form	20.40	21.80	23.10	21.50	23.80	25.40	24.90	25.60
FE/Tertiary	18.61	20.97	22.39	20.89	21.08	16.43	20.23	18.70
Academy	32.22
Other	13.92	19.15	20.97	22.19	21.45	16.50	25.05	32.95

Cumulative Numbers

schtype	2002	2003	2004	2005	2006	2007	2008	2009
Comprehensive	6358	6539	6226	6277	5833	5895	5821	5219
Grammar	3916	3959	4186	3961	4073	3970	4133	3805
Independent	2770	2595	2424	2348	2223	1967	1811	1680
Sixth Form	2971	3255	3550	3525	3777	4040	3957	4077
FE/Tertiary	661	654	543	426	449	344	520	305
Academy	145
Other	27	45	56	75	65	67	114	145

GCE A Level GENERAL STUDIES 2002–2009

Cumulative % at Grade B by school type



*GCE A Level GENERAL STUDIES Grade C by school type 2002- 2009
Cumulative Percentages*

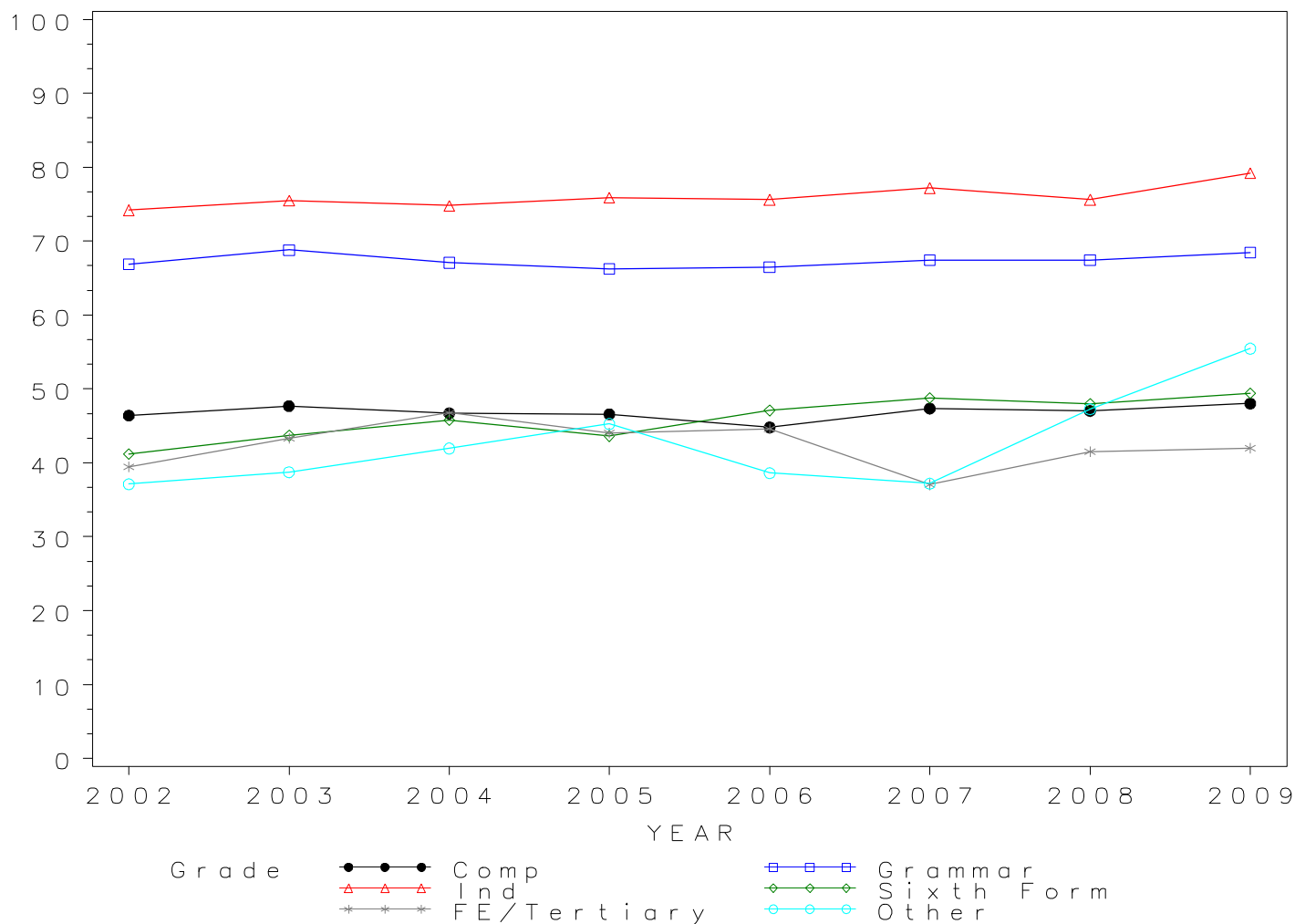
schtype	2002	2003	2004	2005	2006	2007	2008	2009
Comprehensive	46.39	47.69	46.70	46.57	44.79	47.33	47.02	48.03
Grammar	66.87	68.79	67.07	66.26	66.48	67.42	67.42	68.46
Independent	74.20	75.50	74.80	75.90	75.60	77.20	75.60	79.20
Sixth Form	41.20	43.70	45.80	43.60	47.10	48.80	48.00	49.40
FE/Tertiary	39.45	43.33	46.76	44.04	44.60	37.06	41.50	42.00
Academy	59.33
Other	37.11	38.72	41.95	45.27	38.61	37.19	47.25	55.45

Cumulative Numbers

schtype	2002	2003	2004	2005	2006	2007	2008	2009
Comprehensive	11844	12215	11786	12032	11505	11290	11097	9866
Grammar	6148	6164	6563	6414	6476	6136	6264	5790
Independent	3663	3562	3389	3193	3012	2692	2423	2195
Sixth Form	6001	6524	7038	7149	7475	7761	7629	7868
FE/Tertiary	1401	1351	1134	898	950	776	1067	685
Academy	267
Other	72	91	112	153	117	151	215	244

GCE A Level GENERAL STUDIES 2002–2009

Cumulative % at Grade C by school type



*GCE A Level GENERAL STUDIES Grade D by school type 2002- 2009
Cumulative Percentages*

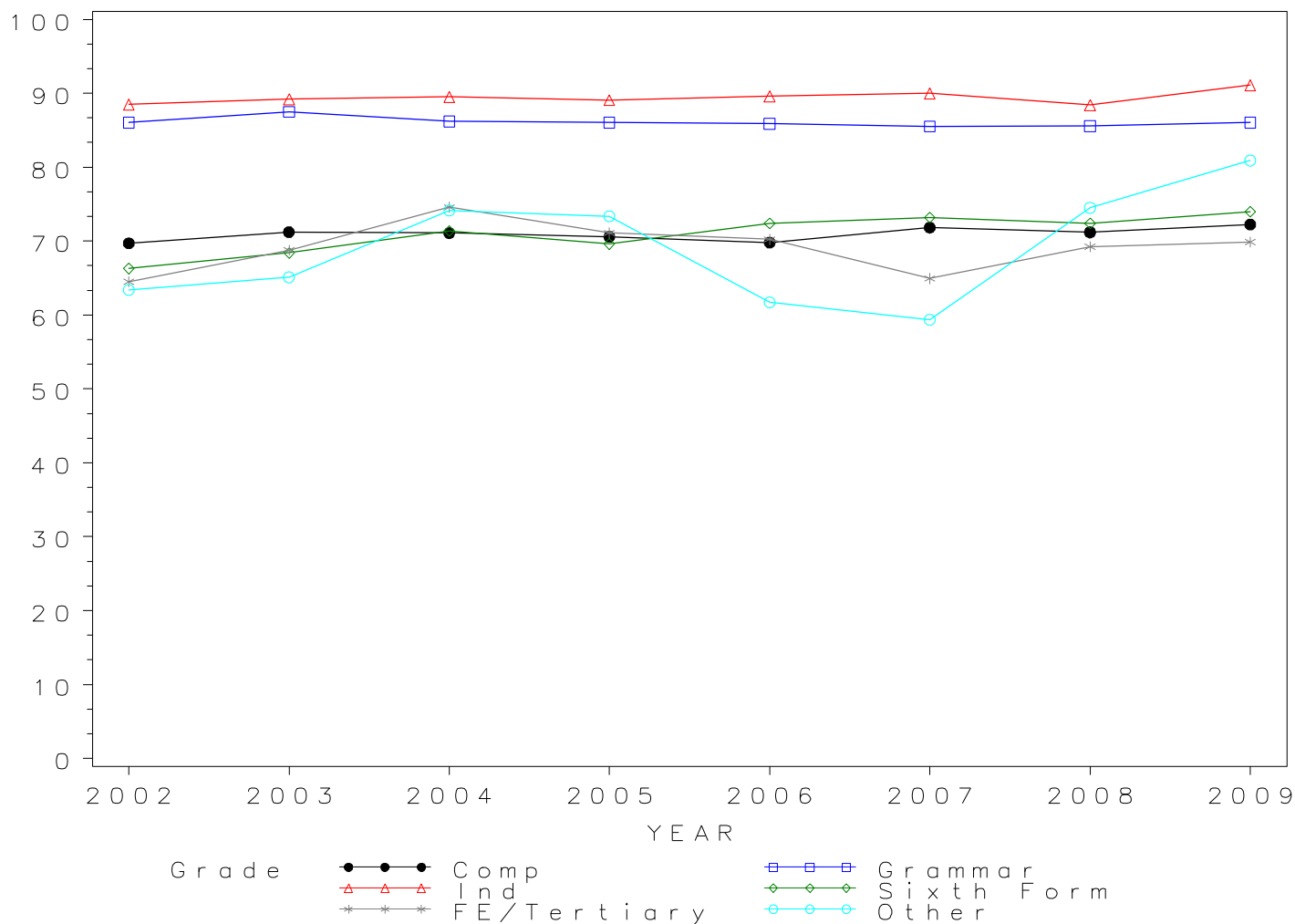
schtype	2002	2003	2004	2005	2006	2007	2008	2009
Comprehensive	69.71	71.21	71.10	70.60	69.80	71.83	71.19	72.25
Grammar	86.06	87.50	86.19	86.03	85.89	85.53	85.58	86.05
Independent	88.50	89.20	89.50	89.10	89.60	90.00	88.40	91.10
Sixth Form	66.30	68.40	71.40	69.60	72.40	73.20	72.40	74.00
FE/Tertiary	64.52	68.76	74.60	71.11	70.23	64.95	69.23	69.90
Academy	79.11
Other	63.40	65.11	74.16	73.37	61.72	59.36	74.51	80.91

Cumulative Numbers

schtype	2002	2003	2004	2005	2006	2007	2008	2009
Comprehensive	17796	18239	17945	18239	17928	17132	16801	14843
Grammar	7912	7840	8434	8328	8367	7784	7951	7278
Independent	4369	4208	4055	3748	3570	3138	2833	2525
Sixth Form	9657	10212	10971	11412	11491	11642	11507	11786
FE/Tertiary	2291	2144	1809	1450	1496	1360	1780	1140
Academy	356
Other	123	153	198	248	187	241	339	356

GCE A Level GENERAL STUDIES 2002–2009

Cumulative % at Grade D by school type



*GCE A Level GENERAL STUDIES Grade E by school type 2002- 2009
Cumulative Percentages*

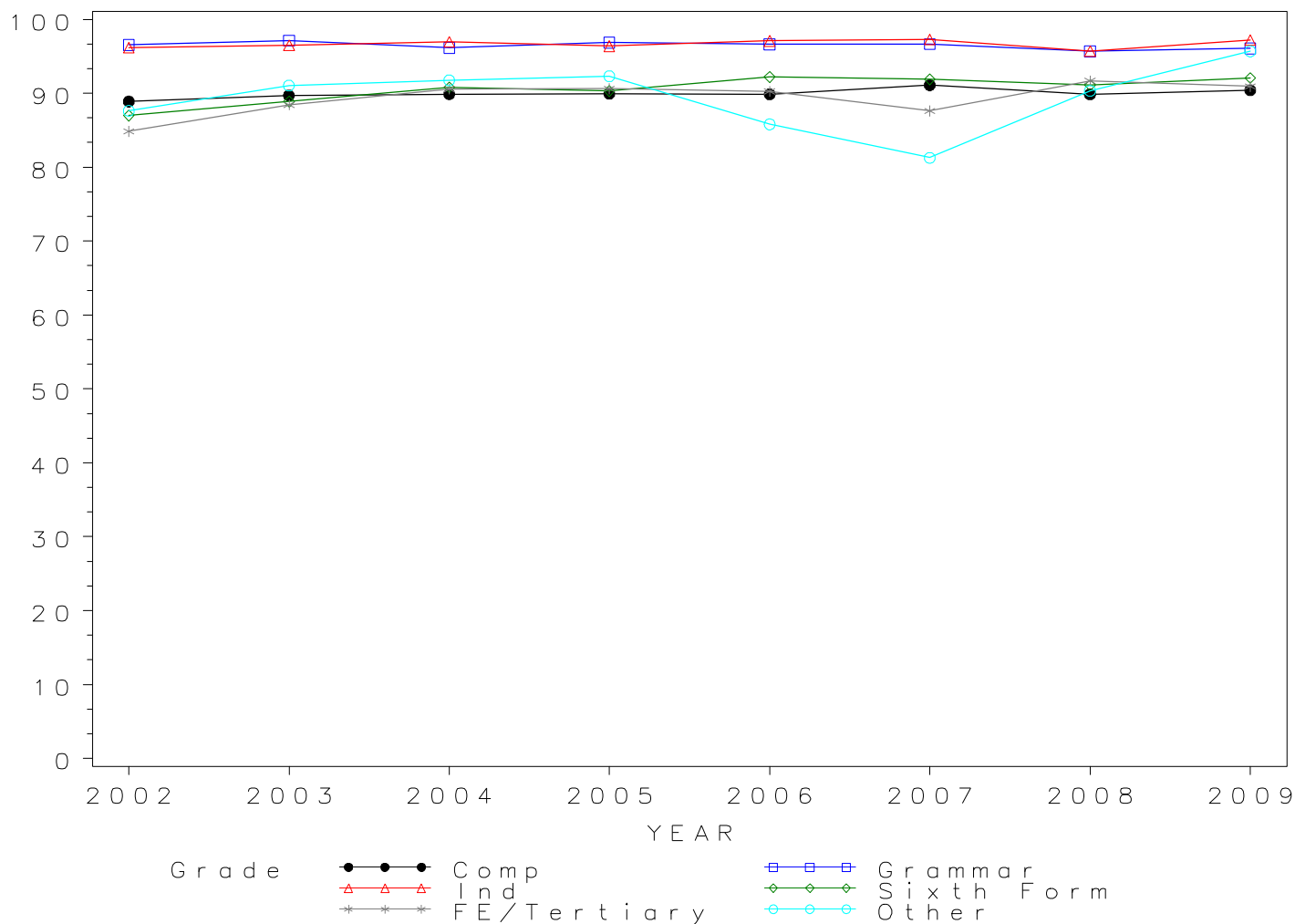
schtype	2002	2003	2004	2005	2006	2007	2008	2009
Comprehensive	88.89	89.71	89.89	89.93	89.88	91.10	89.87	90.43
Grammar	96.54	97.15	96.15	96.85	96.64	96.65	95.68	96.06
Independent	96.20	96.50	97.00	96.40	97.10	97.30	95.70	97.20
Sixth Form	87.00	88.90	90.80	90.30	92.20	91.90	91.10	92.10
FE/Tertiary	84.85	88.45	90.60	90.63	90.28	87.63	91.68	90.93
Academy	91.56
Other	87.63	91.06	91.76	92.31	85.81	81.28	90.33	95.68

Cumulative Numbers

schtype	2002	2003	2004	2005	2006	2007	2008	2009
Comprehensive	22693	22977	22688	23233	23086	21729	21210	18577
Grammar	8876	8705	9408	9375	9415	8796	8890	8125
Independent	4749	4553	4395	4056	3868	3393	3067	2694
Sixth Form	12672	13273	13952	14806	14633	14616	14479	14669
FE/Tertiary	3013	2758	2197	1848	1923	1835	2357	1483
Academy	412
Other	170	214	245	312	260	330	411	421

GCE A Level GENERAL STUDIES 2002–2009

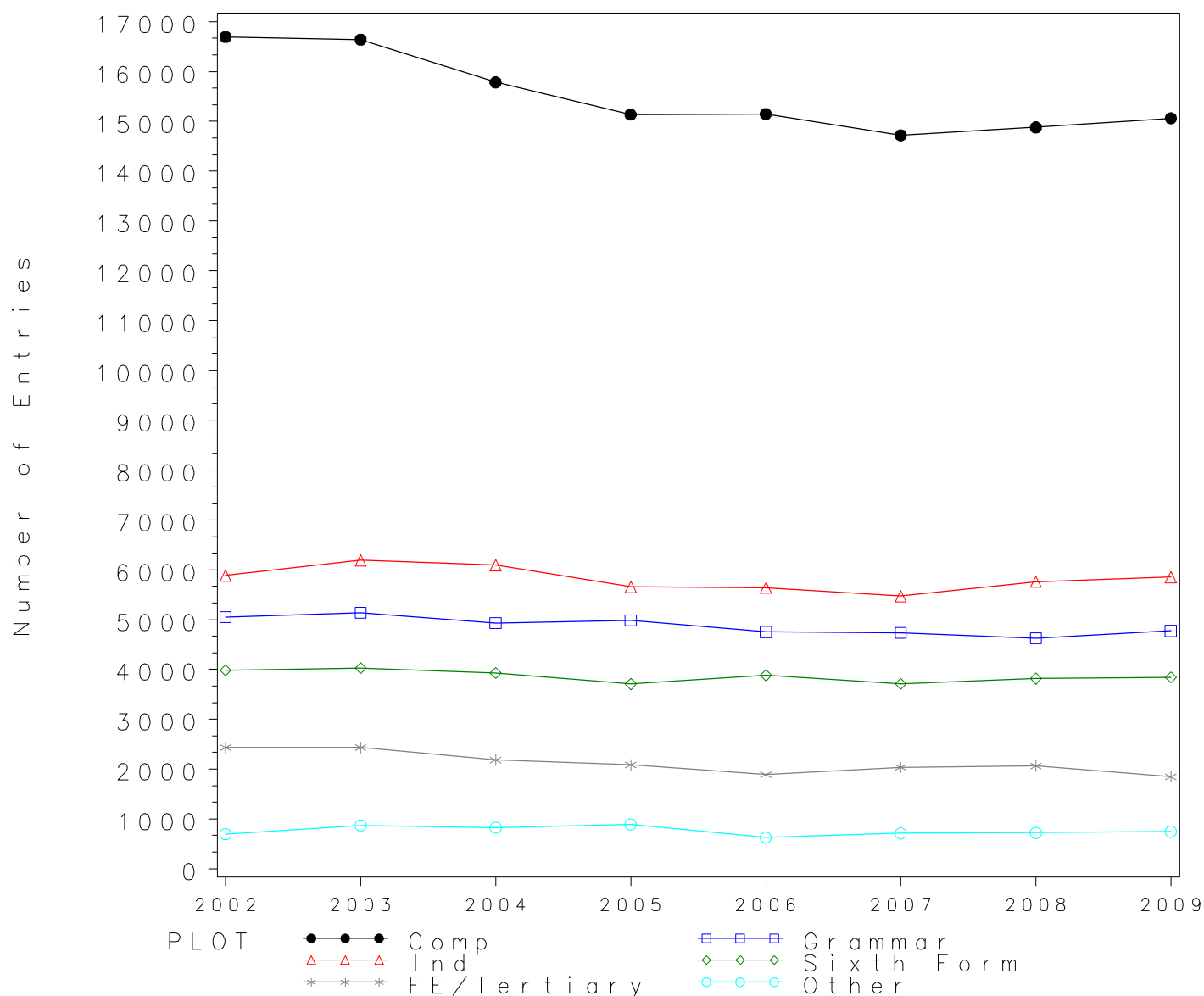
Cumulative % at Grade E by school type



Numbers of GCE A Level entries in GEOGRAPHY by school type 2002- 2009

schtype	2002	2003	2004	2005	2006	2007	2008	2009
Comprehensive	16695	16642	15786	15137	15149	14721	14882	15065
Grammar	5051	5138	4931	4988	4756	4738	4627	4776
Independent	5885	6193	6095	5660	5640	5473	5760	5851
Sixth Form	3985	4029	3932	3707	3880	3713	3814	3845
FE/Tertiary	2435	2435	2180	2082	1890	2037	2062	1844
Academy	213
Other	696	871	827	888	625	712	720	746

GCE A Level GEOGRAPHY Entries by school type 2002–2009



*GCE A Level GEOGRAPHY Grade A by school type 2002- 2009
Cumulative Percentages*

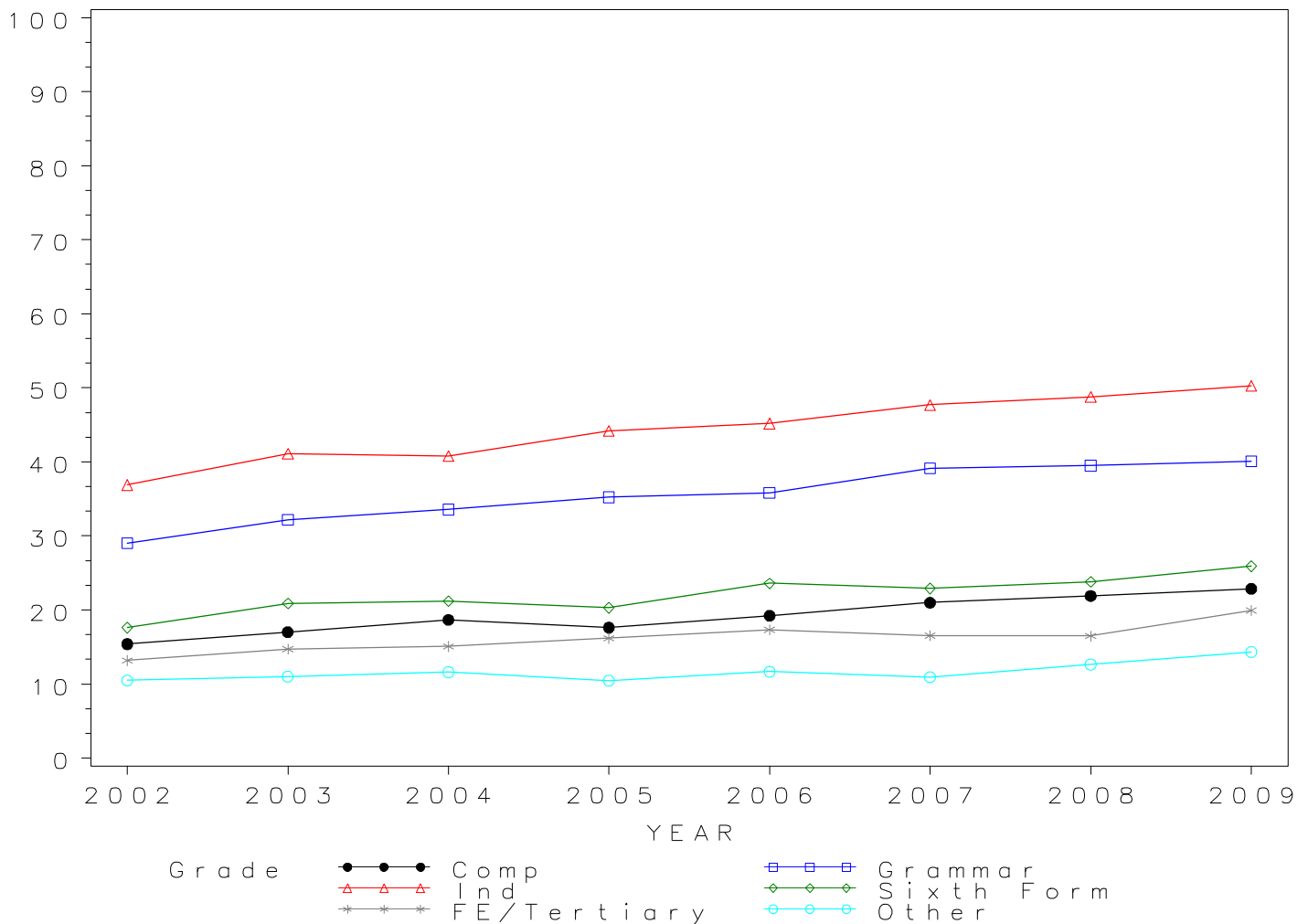
schtype	2002	2003	2004	2005	2006	2007	2008	2009
Comprehensive	15.40	17.02	18.66	17.62	19.23	21.00	21.89	22.85
Grammar	29.04	32.17	33.58	35.24	35.83	39.13	39.51	40.08
Independent	36.90	41.10	40.80	44.20	45.20	47.70	48.80	50.30
Sixth Form	17.60	20.90	21.20	20.30	23.60	22.90	23.80	25.90
FE/Tertiary	13.18	14.74	15.09	16.19	17.35	16.54	16.49	19.96
Academy	22.07
Other	10.49	11.02	11.61	10.47	11.68	10.96	12.64	14.34

Cumulative Numbers

schtype	2002	2003	2004	2005	2006	2007	2008	2009
Comprehensive	2571	2833	2946	2667	2913	3091	3258	3443
Grammar	1467	1653	1656	1758	1704	1854	1828	1914
Independent	2172	2545	2487	2502	2549	2611	2811	2943
Sixth Form	701	842	834	753	916	850	908	996
FE/Tertiary	321	359	329	337	328	337	340	368
Academy	47
Other	73	96	96	93	73	78	91	107

GCE A Level GEOGRAPHY 2002–2009

Cumulative % at Grade A by school type



*GCE A Level GEOGRAPHY Grade B by school type 2002- 2009
Cumulative Percentages*

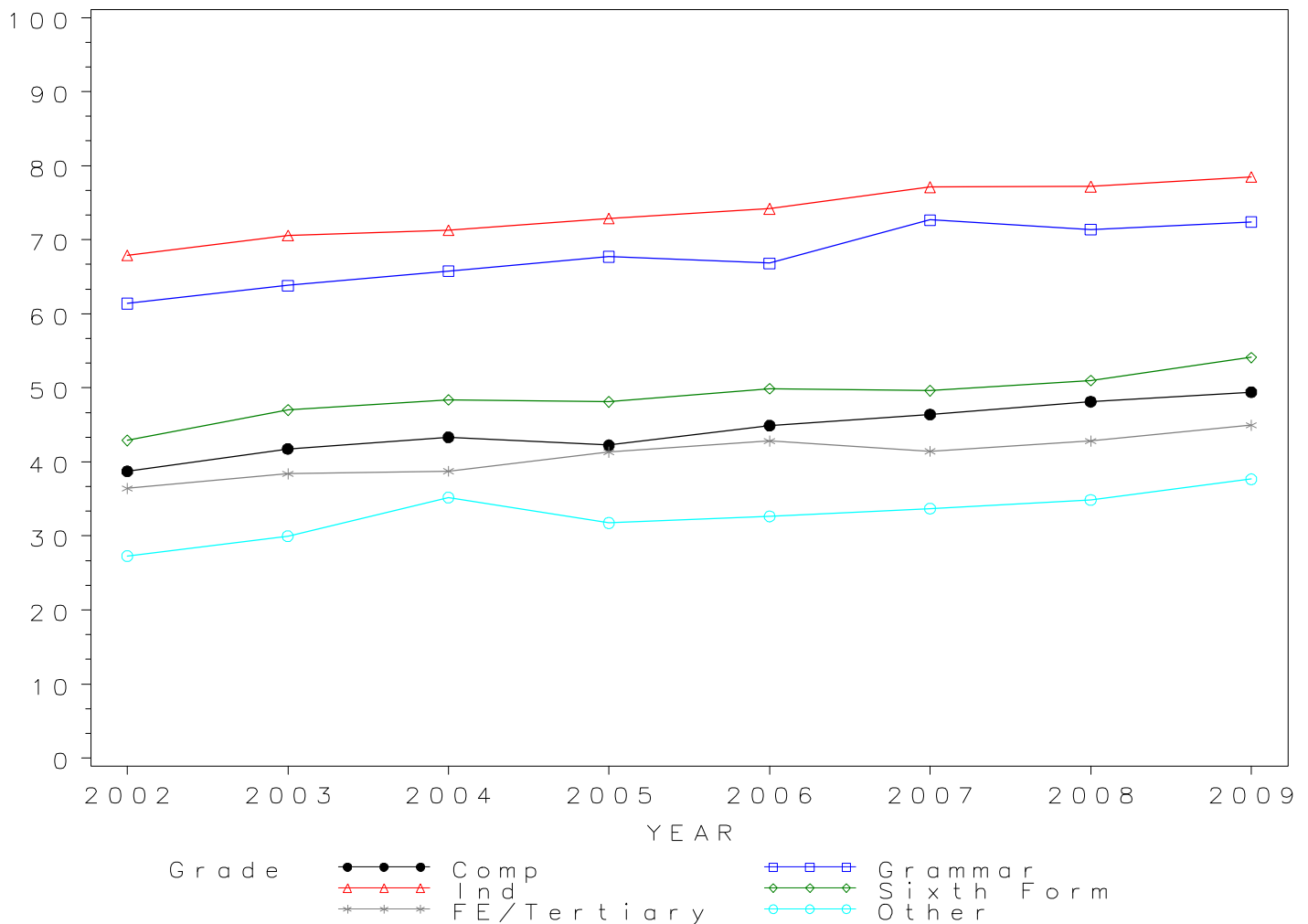
schtype	2002	2003	2004	2005	2006	2007	2008	2009
Comprehensive	38.73	41.77	43.32	42.25	44.92	46.40	48.13	49.43
Grammar	61.39	63.82	65.79	67.70	66.82	72.67	71.36	72.42
Independent	67.90	70.60	71.30	72.90	74.20	77.10	77.20	78.50
Sixth Form	42.90	47.00	48.40	48.10	49.90	49.60	51.00	54.10
FE/Tertiary	36.43	38.40	38.76	41.31	42.80	41.43	42.82	44.96
Academy	49.77
Other	27.30	29.97	35.19	31.76	32.64	33.71	34.86	37.67

Cumulative Numbers

schtype	2002	2003	2004	2005	2006	2007	2008	2009
Comprehensive	6466	6951	6839	6396	6805	6830	7162	7447
Grammar	3101	3279	3244	3377	3178	3443	3302	3459
Independent	3996	4372	4346	4126	4185	4220	4447	4593
Sixth Form	1710	1894	1903	1783	1936	1842	1945	2080
FE/Tertiary	887	935	845	860	809	844	883	829
Academy	106
Other	190	261	291	282	204	240	251	281

GCE A Level GEOGRAPHY 2002–2009

Cumulative % at Grade B by school type



*GCE A Level GEOGRAPHY Grade C by school type 2002- 2009
Cumulative Percentages*

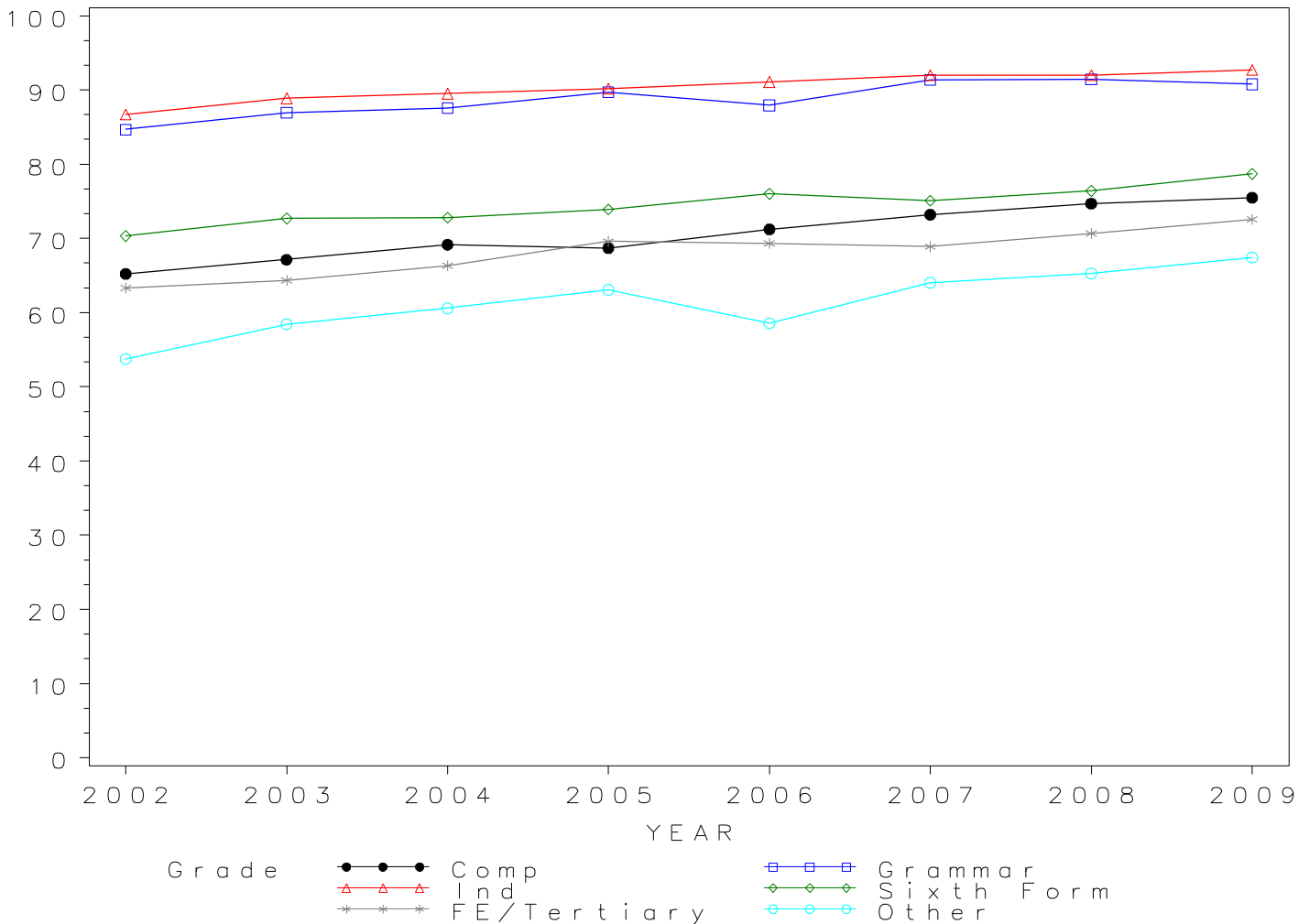
schtype	2002	2003	2004	2005	2006	2007	2008	2009
Comprehensive	65.22	67.14	69.14	68.71	71.22	73.19	74.68	75.50
Grammar	84.68	86.94	87.57	89.72	87.95	91.37	91.46	90.77
Independent	86.70	88.90	89.50	90.20	91.10	92.00	92.00	92.70
Sixth Form	70.30	72.70	72.80	73.90	76.00	75.10	76.40	78.70
FE/Tertiary	63.33	64.35	66.33	69.60	69.31	68.88	70.66	72.56
Academy	77.00
Other	53.74	58.44	60.58	63.06	58.56	64.04	65.28	67.43

Cumulative Numbers

schtype	2002	2003	2004	2005	2006	2007	2008	2009
Comprehensive	10888	11173	10915	10400	10789	10774	11114	11374
Grammar	4277	4467	4318	4475	4183	4329	4232	4335
Independent	5102	5506	5455	5105	5138	5035	5299	5424
Sixth Form	2801	2929	2862	2739	2949	2788	2914	3026
FE/Tertiary	1542	1567	1446	1449	1310	1403	1457	1338
Academy	164
Other	374	509	501	560	366	456	470	503

GCE A Level GEOGRAPHY 2002–2009

Cumulative % at Grade C by school type



*GCE A Level GEOGRAPHY Grade D by school type 2002- 2009
Cumulative Percentages*

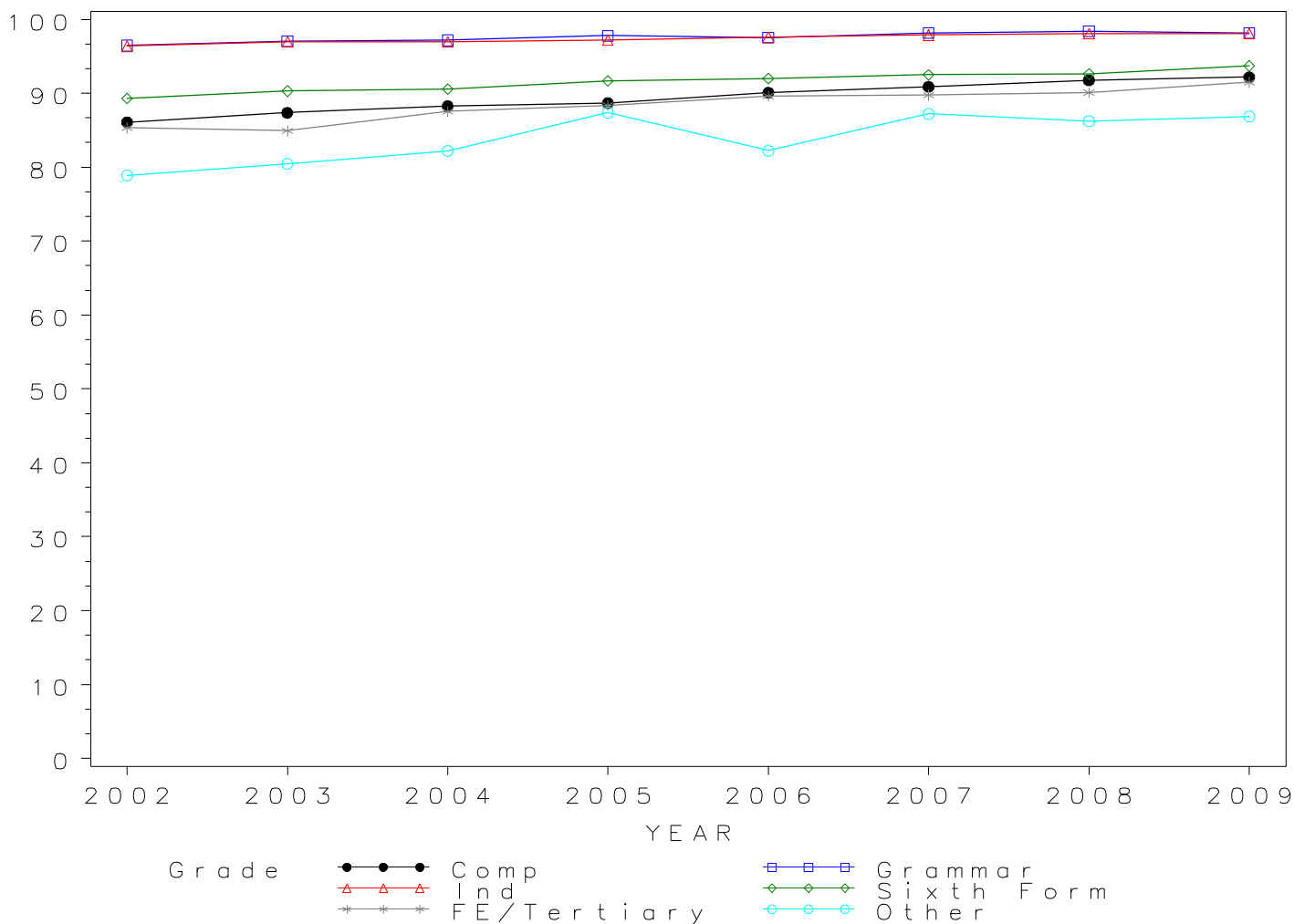
schtype	2002	2003	2004	2005	2006	2007	2008	2009
Comprehensive	86.09	87.38	88.26	88.68	90.09	90.88	91.76	92.19
Grammar	96.46	97.08	97.18	97.79	97.54	98.16	98.40	98.18
Independent	96.40	97.00	97.00	97.20	97.60	97.90	98.10	98.10
Sixth Form	89.30	90.30	90.60	91.70	92.00	92.50	92.60	93.70
FE/Tertiary	85.34	84.93	87.52	88.38	89.63	89.74	90.11	91.49
Academy	91.08
Other	78.88	80.48	82.22	87.39	82.24	87.22	86.25	86.86

Cumulative Numbers

schtype	2002	2003	2004	2005	2006	2007	2008	2009
Comprehensive	14372	14541	13932	13424	13647	13378	13656	13888
Grammar	4872	4988	4792	4878	4639	4651	4553	4689
Independent	5673	6007	5912	5502	5505	5358	5651	5740
Sixth Form	3559	3638	3562	3399	3570	3435	3532	3603
FE/Tertiary	2078	2068	1908	1840	1694	1828	1858	1687
Academy	194
Other	549	701	680	776	514	621	621	648

GCE A Level GEOGRAPHY 2002–2009

Cumulative % at Grade D by school type



*GCE A Level GEOGRAPHY Grade E by school type 2002- 2009
Cumulative Percentages*

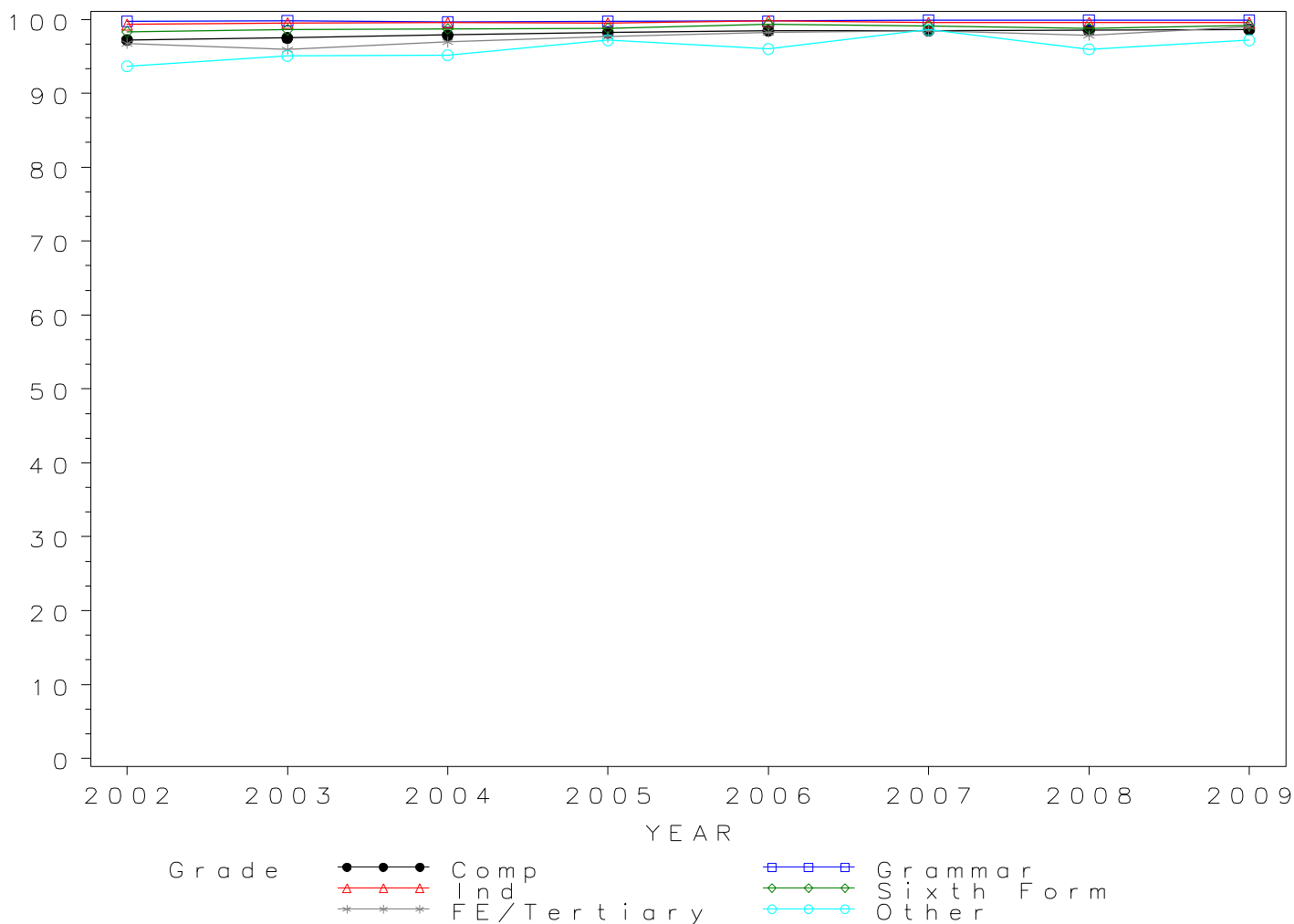
schtype	2002	2003	2004	2005	2006	2007	2008	2009
Comprehensive	97.22	97.49	97.87	98.20	98.47	98.49	98.52	98.64
Grammar	99.74	99.82	99.68	99.74	99.77	99.87	99.87	99.90
Independent	99.30	99.50	99.60	99.50	99.80	99.60	99.60	99.60
Sixth Form	98.30	98.60	98.70	98.80	99.30	99.10	98.80	99.20
FE/Tertiary	96.76	95.93	96.93	97.65	98.25	98.48	97.87	99.02
Academy	99.53
Other	93.68	95.06	95.16	97.18	96.00	98.60	95.97	97.18

Cumulative Numbers

schtype	2002	2003	2004	2005	2006	2007	2008	2009
Comprehensive	16231	16225	15450	14865	14917	14499	14662	14860
Grammar	5038	5129	4915	4975	4745	4732	4621	4771
Independent	5844	6162	6071	5632	5629	5451	5737	5828
Sixth Form	3917	3973	3881	3663	3853	3680	3768	3814
FE/Tertiary	2356	2336	2113	2033	1857	2006	2018	1826
Academy	212
Other	652	828	787	863	600	702	691	725

GCE A Level GEOGRAPHY 2002–2009

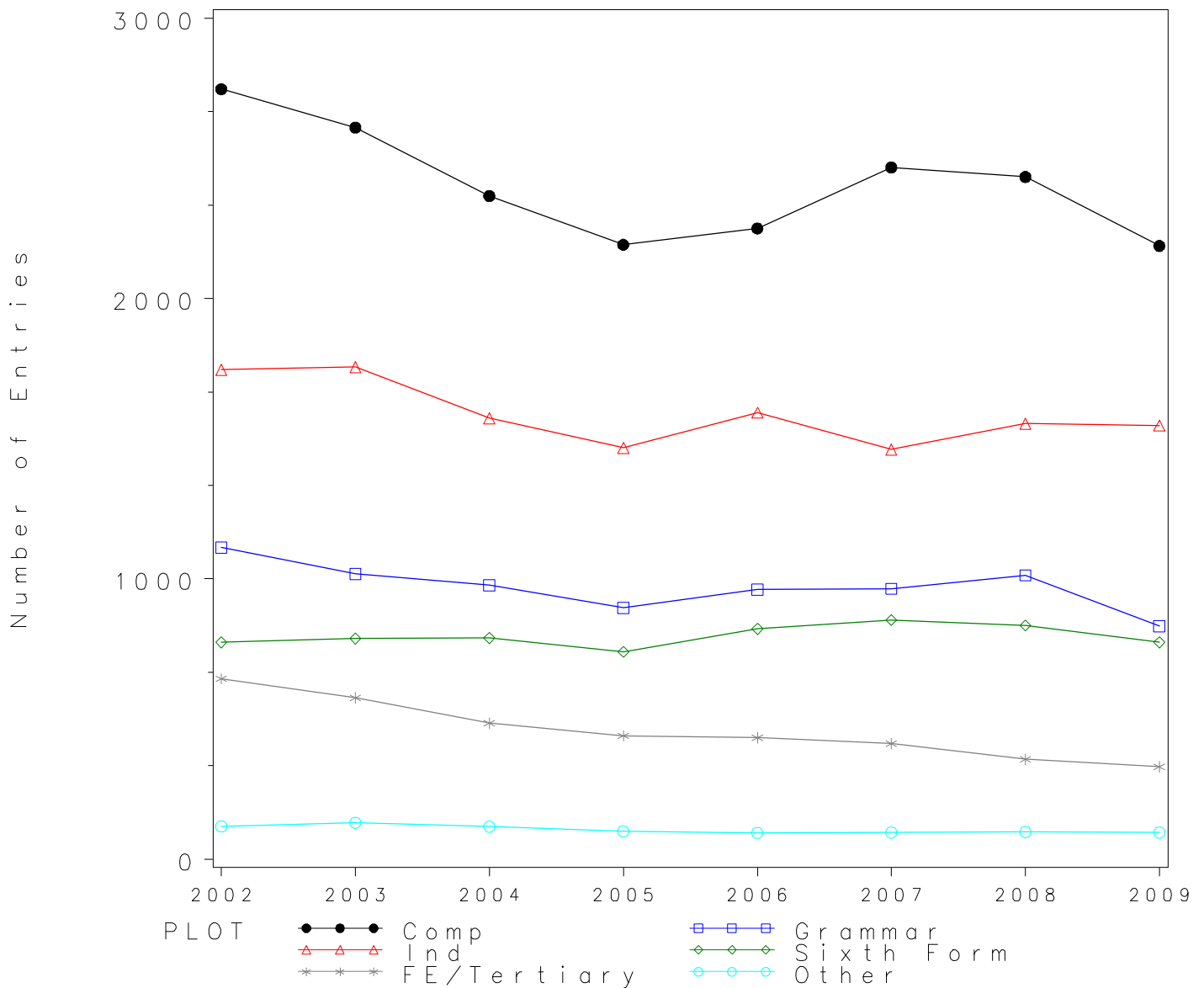
Cumulative % at Grade E by school type



Numbers of GCE A Level entries in GERMAN by school type 2002- 2009

schtype	2002	2003	2004	2005	2006	2007	2008	2009
Comprehensive	2747	2610	2366	2192	2250	2468	2434	2188
Grammar	1112	1018	977	896	962	965	1013	831
Independent	1746	1756	1573	1467	1593	1462	1554	1547
Sixth Form	773	787	789	740	821	853	834	773
FE/Tertiary	644	575	485	440	433	412	356	329
Academy	47
Other	117	130	116	99	94	95	97	95

GCE A Level GERMAN Entries by school type 2002–2009



*GCE A Level GERMAN Grade A by school type 2002- 2009
Cumulative Percentages*

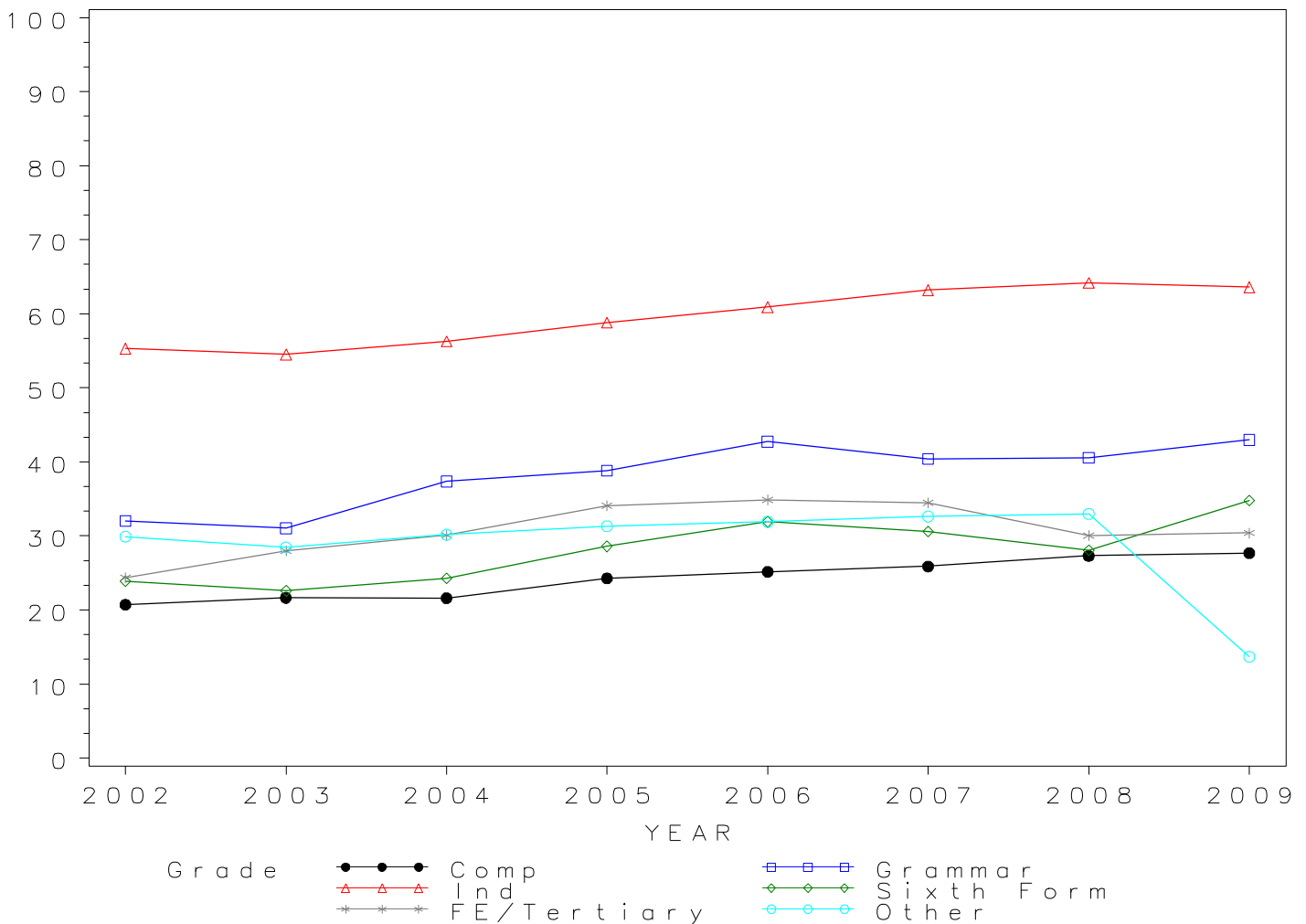
schtype	2002	2003	2004	2005	2006	2007	2008	2009
Comprehensive	20.71	21.65	21.60	24.27	25.16	25.89	27.32	27.70
Grammar	32.01	31.04	37.36	38.84	42.72	40.41	40.57	42.96
Independent	55.30	54.50	56.30	58.80	60.90	63.20	64.20	63.60
Sixth Form	23.90	22.60	24.30	28.60	31.90	30.60	28.10	34.80
FE/Tertiary	24.38	28.00	30.10	34.09	34.87	34.47	30.06	30.40
Academy	34.04
Other	29.91	28.46	30.17	31.31	31.91	32.63	32.99	13.68

Cumulative Numbers

schtype	2002	2003	2004	2005	2006	2007	2008	2009
Comprehensive	569	565	511	532	566	639	665	606
Grammar	356	316	365	348	411	390	411	357
Independent	966	957	886	863	970	924	998	984
Sixth Form	185	178	192	212	262	261	234	269
FE/Tertiary	157	161	146	150	151	142	107	100
Academy	16
Other	35	37	35	31	30	31	32	13

GCE A Level GERMAN 2002–2009

Cumulative % at Grade A by school type



*GCE A Level GERMAN Grade B by school type 2002-2009
Cumulative Percentages*

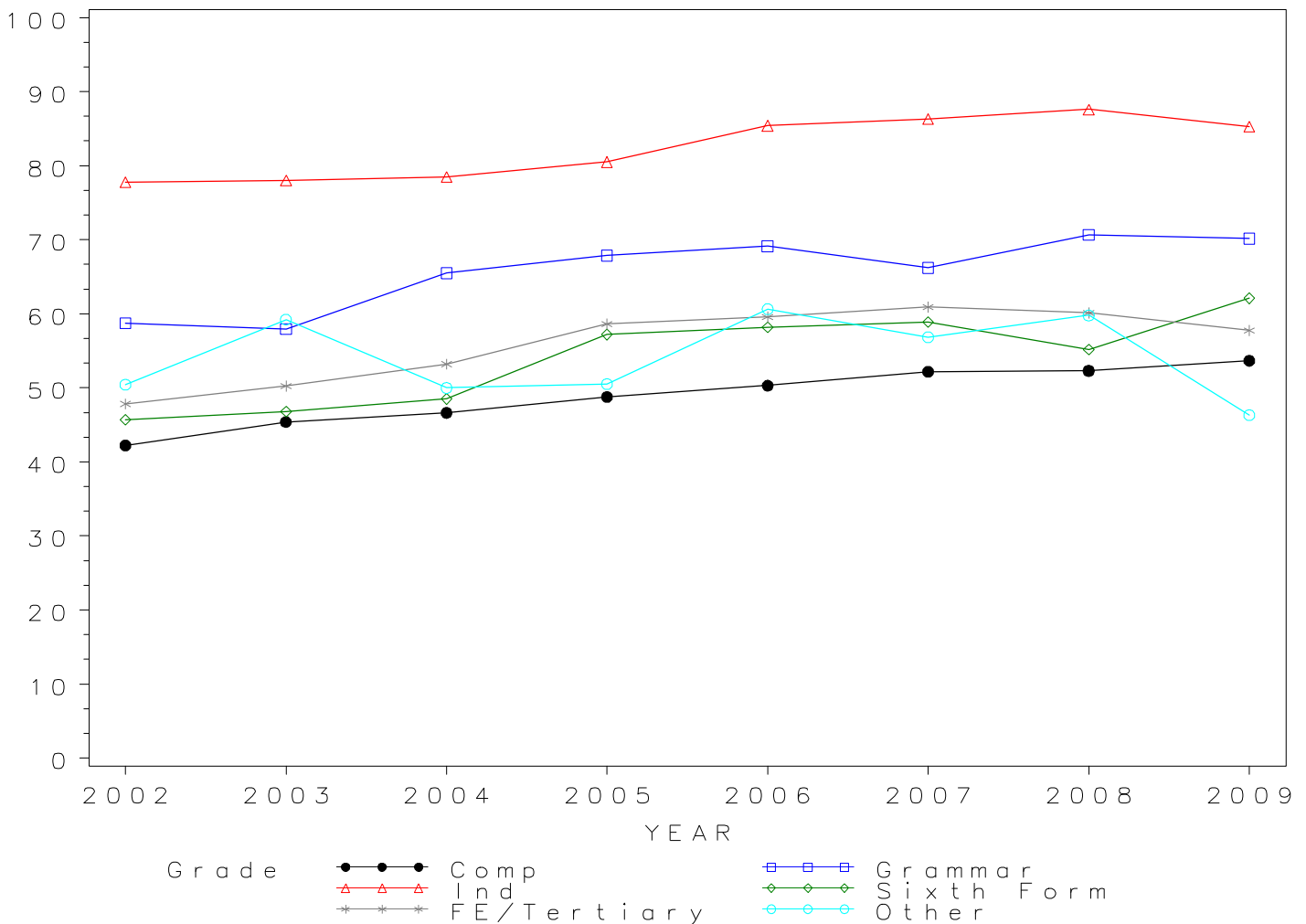
schtype	2002	2003	2004	2005	2006	2007	2008	2009
Comprehensive	42.23	45.40	46.62	48.77	50.31	52.19	52.30	53.66
Grammar	58.72	57.96	65.51	67.86	69.13	66.22	70.68	70.16
Independent	77.80	78.00	78.50	80.50	85.40	86.30	87.60	85.30
Sixth Form	45.70	46.80	48.50	57.20	58.20	58.90	55.20	62.10
FE/Tertiary	47.83	50.26	53.20	58.64	59.58	60.92	60.11	57.75
Academy	51.06
Other	50.43	59.23	50.00	50.51	60.64	56.84	59.79	46.32

Cumulative Numbers

schtype	2002	2003	2004	2005	2006	2007	2008	2009
Comprehensive	1160	1185	1103	1069	1132	1288	1273	1174
Grammar	653	590	640	608	665	639	716	583
Independent	1358	1370	1235	1181	1360	1262	1361	1320
Sixth Form	353	368	383	423	478	502	460	480
FE/Tertiary	308	289	258	258	258	251	214	190
Academy	24
Other	59	77	58	50	57	54	58	44

GCE A Level GERMAN 2002–2009

Cumulative % at Grade B by school type



*GCE A Level GERMAN Grade C by school type 2002-2009
Cumulative Percentages*

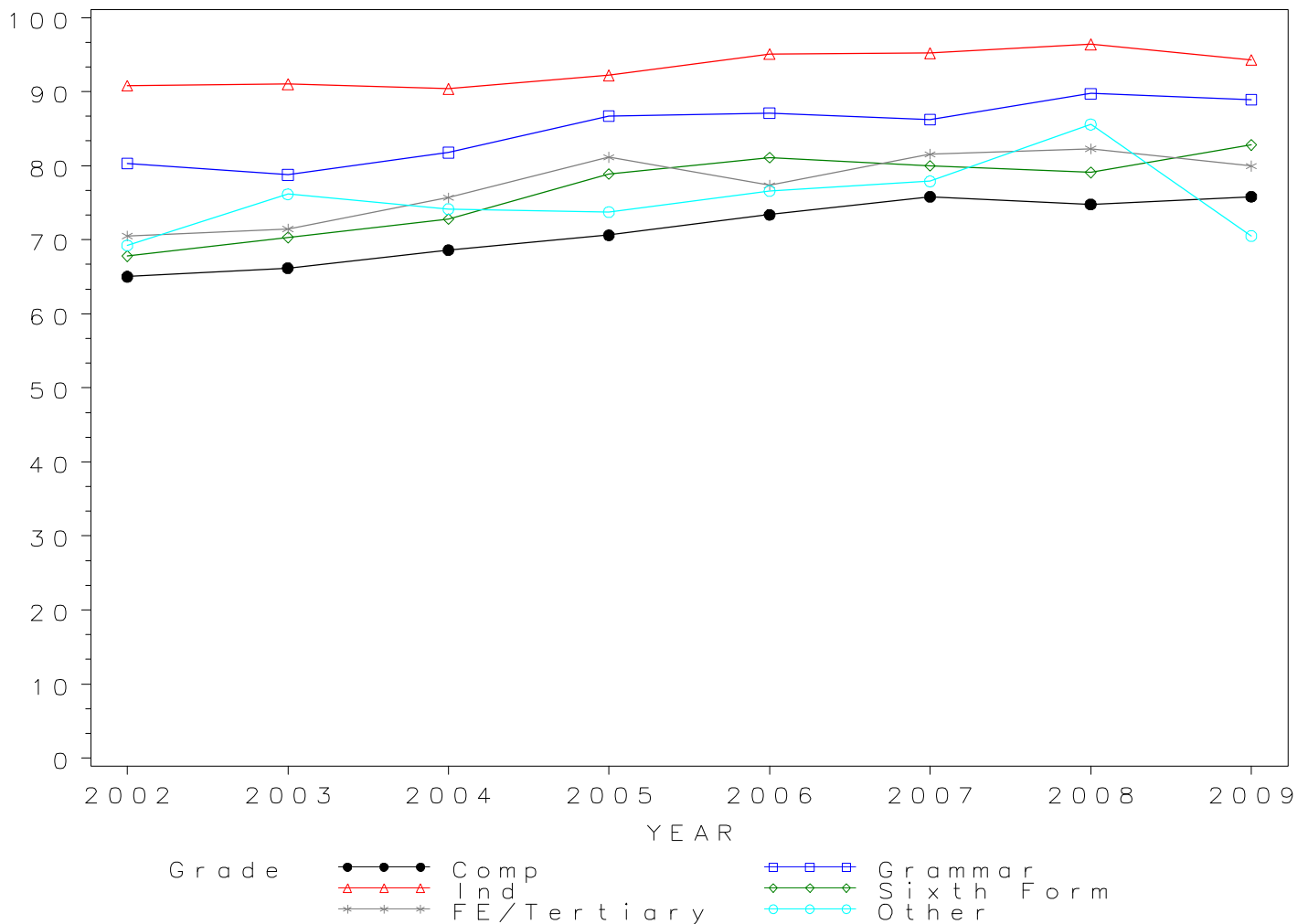
schtype	2002	2003	2004	2005	2006	2007	2008	2009
Comprehensive	65.02	66.17	68.60	70.62	73.38	75.81	74.77	75.82
Grammar	80.31	78.78	81.78	86.72	87.11	86.22	89.73	88.93
Independent	90.80	91.00	90.40	92.20	95.10	95.20	96.40	94.30
Sixth Form	67.80	70.30	72.80	78.90	81.10	80.00	79.10	82.80
FE/Tertiary	70.50	71.48	75.67	81.14	77.37	81.55	82.30	79.94
Academy	80.85
Other	69.23	76.15	74.14	73.74	76.60	77.89	85.57	70.53

Cumulative Numbers

schtype	2002	2003	2004	2005	2006	2007	2008	2009
Comprehensive	1786	1727	1623	1548	1651	1871	1820	1659
Grammar	893	802	799	777	838	832	909	739
Independent	1585	1598	1422	1353	1515	1392	1498	1459
Sixth Form	524	553	574	584	666	682	660	640
FE/Tertiary	454	411	367	357	335	336	293	263
Academy	38
Other	81	99	86	73	72	74	83	67

GCE A Level GERMAN 2002–2009

Cumulative % at Grade C by school type



*GCE A Level GERMAN Grade D by school type 2002- 2009
Cumulative Percentages*

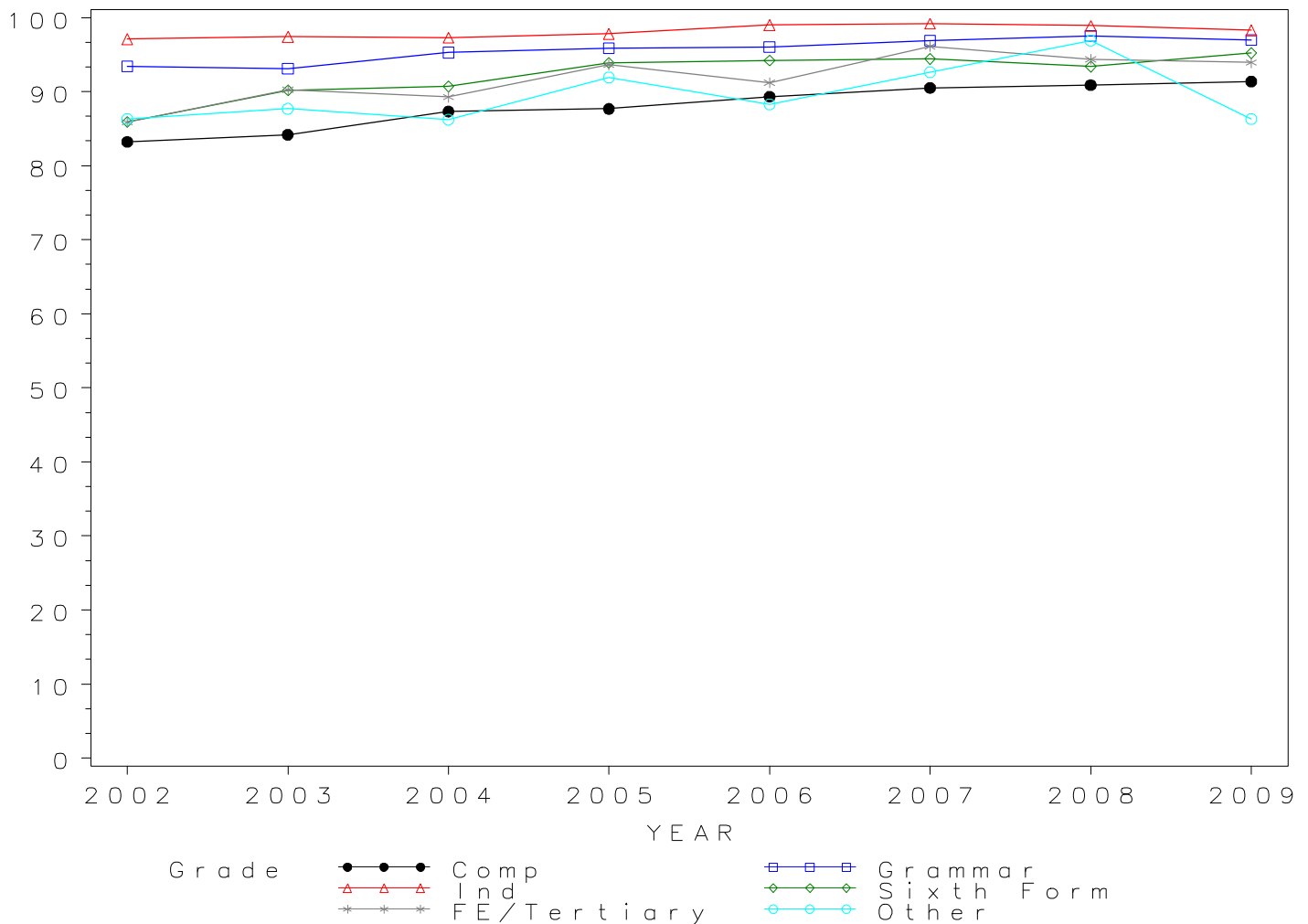
schtype	2002	2003	2004	2005	2006	2007	2008	2009
Comprehensive	83.22	84.18	87.32	87.68	89.33	90.52	90.88	91.36
Grammar	93.44	93.12	95.29	95.87	96.05	96.89	97.53	96.99
Independent	97.10	97.40	97.30	97.80	99.00	99.20	98.90	98.30
Sixth Form	85.90	90.20	90.70	93.90	94.20	94.40	93.40	95.20
FE/Tertiary	85.87	90.26	89.28	93.64	91.22	96.12	94.38	93.92
Academy	91.49
Other	86.32	87.69	86.21	91.92	88.30	92.63	96.91	86.32

Cumulative Numbers

schtype	2002	2003	2004	2005	2006	2007	2008	2009
Comprehensive	2286	2197	2066	1922	2010	2234	2212	1999
Grammar	1039	948	931	859	924	935	988	806
Independent	1695	1710	1531	1435	1577	1450	1537	1521
Sixth Form	664	710	716	695	773	805	779	736
FE/Tertiary	553	519	433	412	395	396	336	309
Academy	43
Other	101	114	100	91	83	88	94	82

GCE A Level GERMAN 2002–2009

Cumulative % at Grade D by school type



*GCE A Level GERMAN Grade E by school type 2002- 2009
Cumulative Percentages*

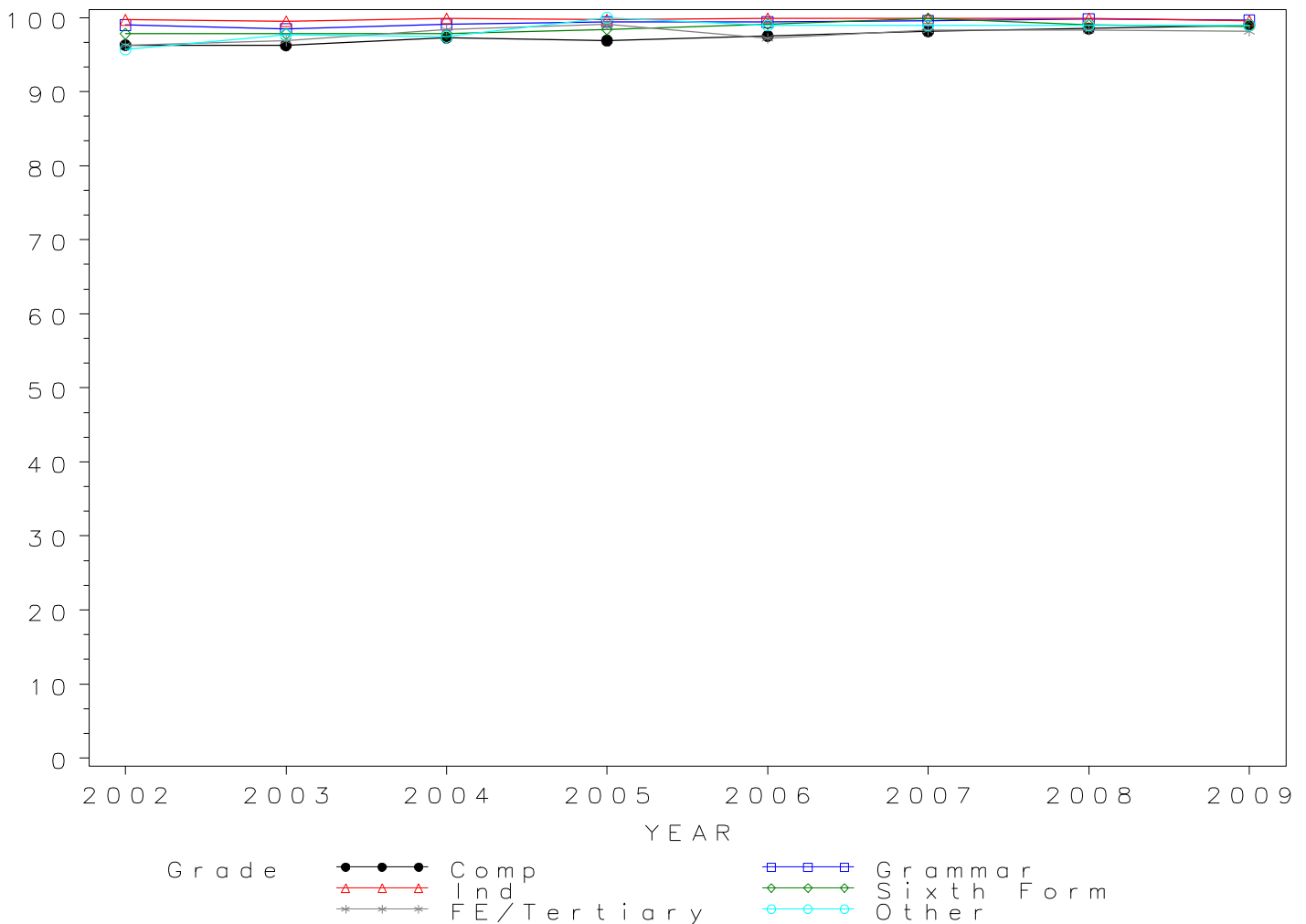
schtype	2002	2003	2004	2005	2006	2007	2008	2009
Comprehensive	96.29	96.25	97.30	96.90	97.51	98.14	98.52	98.95
Grammar	99.01	98.43	99.08	99.44	99.38	99.59	99.80	99.64
Independent	99.70	99.50	99.90	99.70	99.90	99.90	99.90	99.60
Sixth Form	97.80	97.80	97.80	98.40	99.10	99.90	99.00	98.80
FE/Tertiary	96.27	96.87	98.35	99.09	97.23	98.30	98.31	98.18
Academy	95.74
Other	95.73	97.69	97.41	100.00	98.94	98.95	98.97	98.95

Cumulative Numbers

schtype	2002	2003	2004	2005	2006	2007	2008	2009
Comprehensive	2645	2512	2302	2124	2194	2422	2398	2165
Grammar	1101	1002	968	891	956	961	1011	828
Independent	1741	1747	1571	1463	1591	1461	1552	1541
Sixth Form	756	770	772	728	814	852	826	764
FE/Tertiary	620	557	477	436	421	405	350	323
Academy	45
Other	112	127	113	99	93	94	96	94

GCE A Level GERMAN 2002–2009

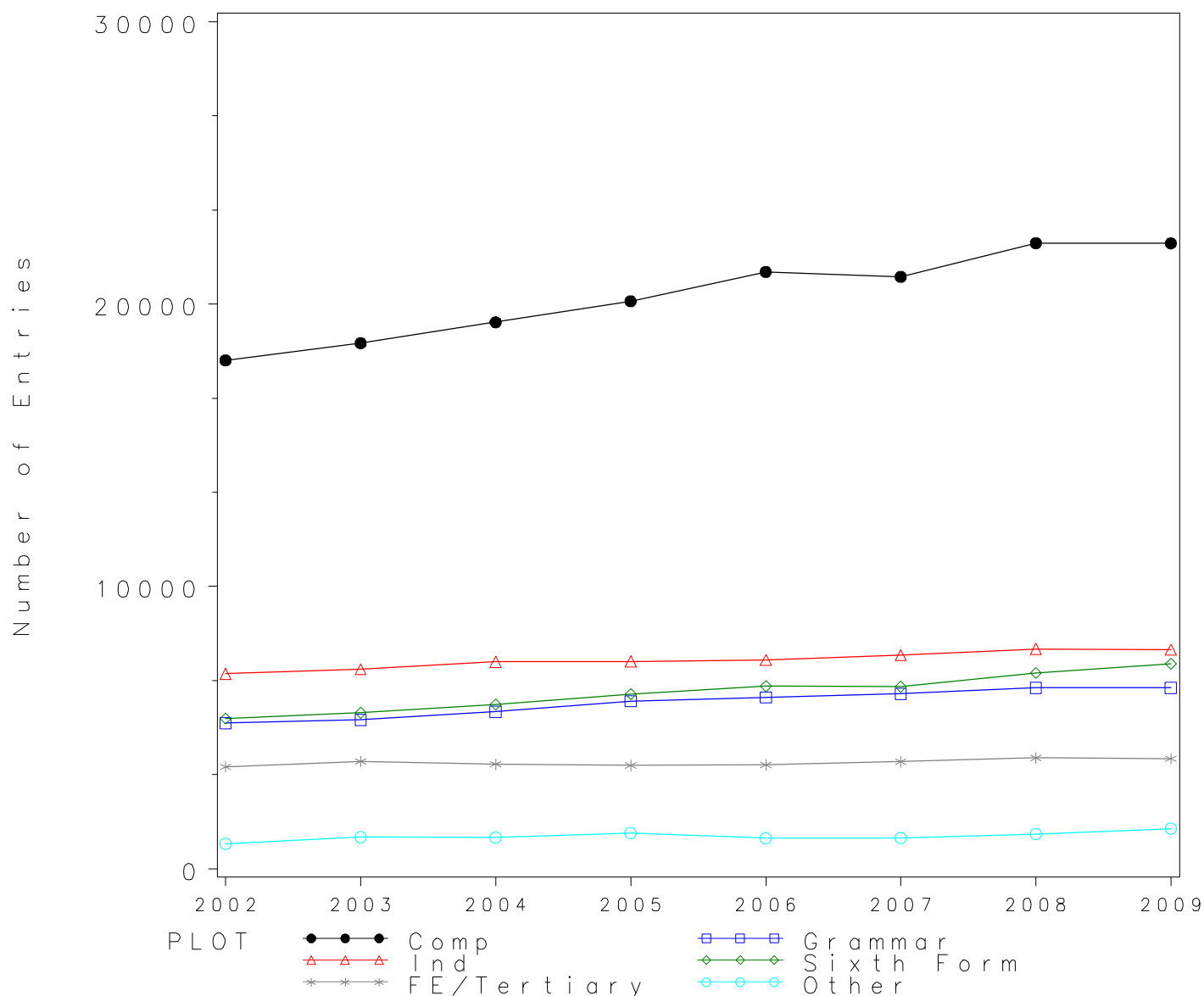
Cumulative % at Grade E by school type



Numbers of GCE A Level entries in HISTORY by school type 2002-2009

schtype	2002	2003	2004	2005	2006	2007	2008	2009
Comprehensive	18011	18617	19359	20103	21139	20966	22158	22153
Grammar	5161	5274	5565	5939	6073	6201	6410	6411
Independent	6907	7071	7332	7344	7399	7573	7786	7760
Sixth Form	5321	5529	5821	6186	6471	6449	6939	7260
FE/Tertiary	3611	3801	3703	3655	3678	3798	3929	3899
Academy	380
Other	886	1119	1106	1262	1082	1093	1232	1424

GCE A Level HISTORY Entries by school type 2002–2009



*GCE A Level HISTORY Grade A by school type 2002- 2009
Cumulative Percentages*

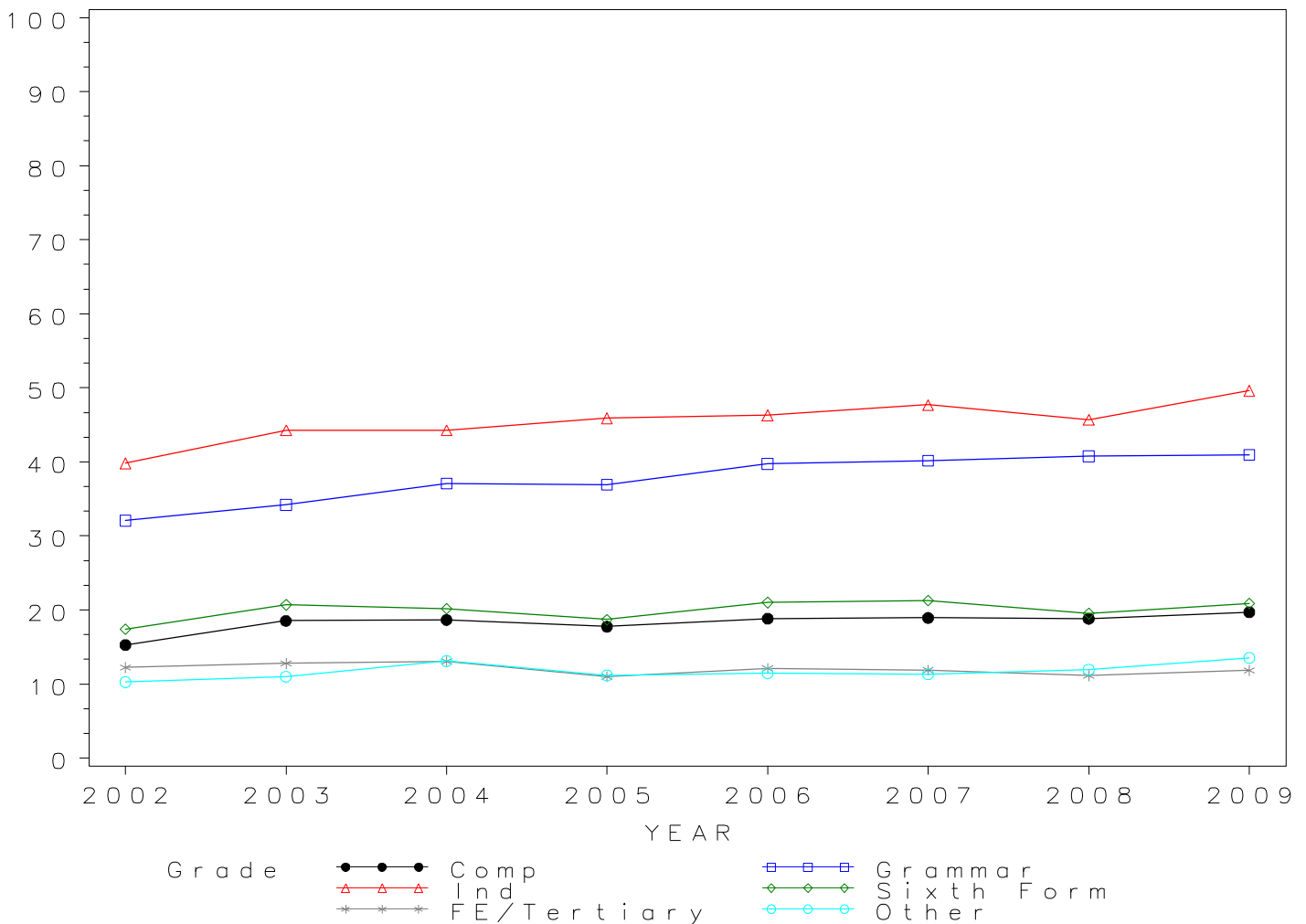
schtype	2002	2003	2004	2005	2006	2007	2008	2009
Comprehensive	15.28	18.54	18.66	17.76	18.84	18.94	18.81	19.70
Grammar	32.07	34.21	37.09	36.94	39.73	40.17	40.76	40.96
Independent	39.80	44.30	44.30	45.90	46.30	47.70	45.70	49.60
Sixth Form	17.40	20.70	20.20	18.70	21.00	21.30	19.50	20.90
FE/Tertiary	12.24	12.79	13.07	11.00	12.13	11.90	11.12	11.85
Academy	12.37
Other	10.27	10.99	13.11	11.17	11.46	11.34	11.93	13.55

Cumulative Numbers

schtype	2002	2003	2004	2005	2006	2007	2008	2009
Comprehensive	2752	3452	3612	3571	3983	3972	4169	4365
Grammar	1655	1804	2064	2194	2413	2491	2613	2626
Independent	2749	3132	3248	3371	3426	3612	3558	3849
Sixth Form	926	1145	1176	1157	1359	1374	1353	1517
FE/Tertiary	442	486	484	402	446	452	437	462
Academy	47
Other	91	123	145	141	124	124	147	193

GCE A Level HISTORY 2002–2009

Cumulative % at Grade A by school type



*GCE A Level HISTORY Grade B by school type 2002- 2009
Cumulative Percentages*

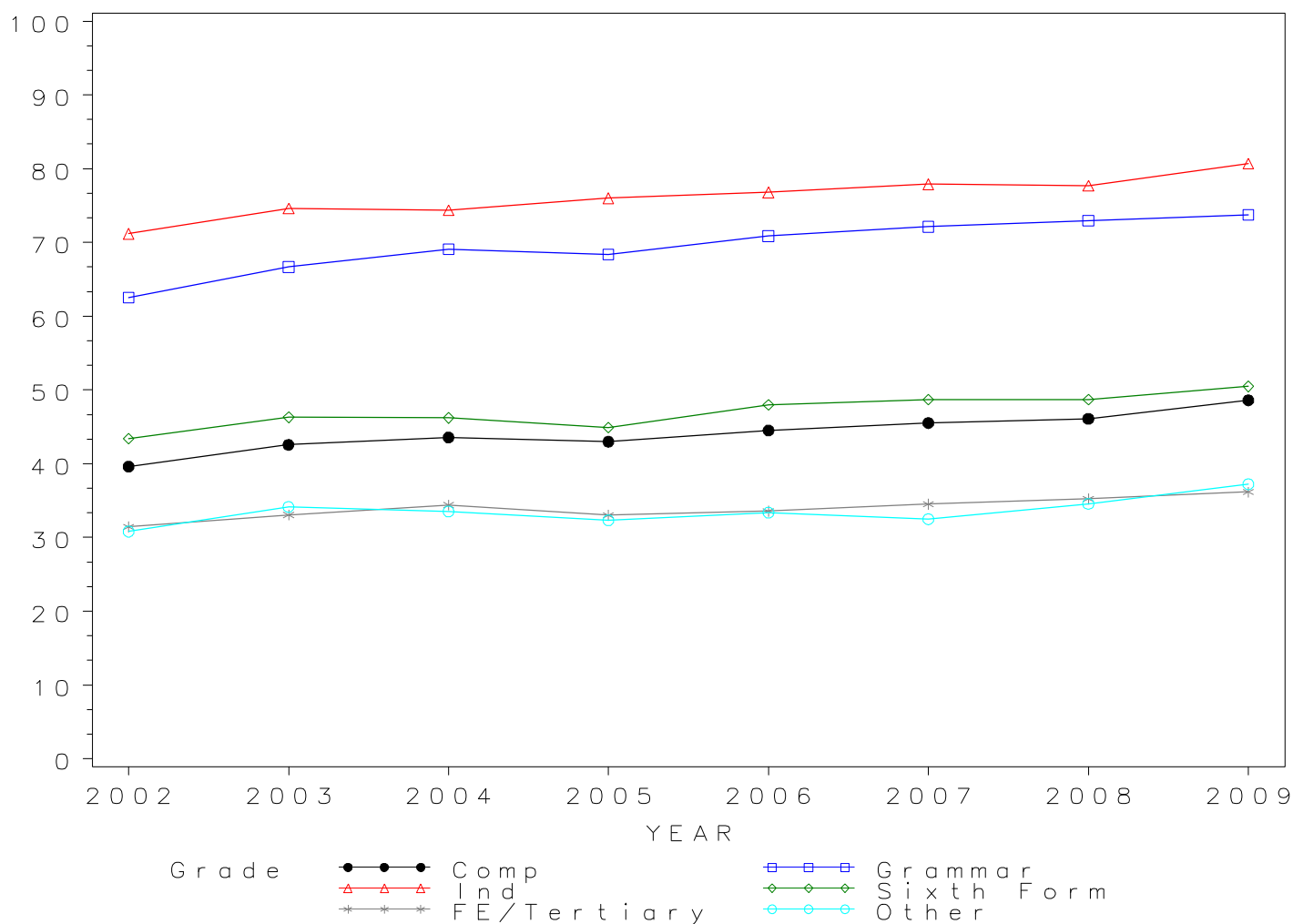
schtype	2002	2003	2004	2005	2006	2007	2008	2009
Comprehensive	39.61	42.57	43.56	42.98	44.51	45.52	46.10	48.60
Grammar	62.53	66.69	69.11	68.36	70.85	72.12	72.96	73.75
Independent	71.20	74.60	74.40	76.00	76.80	77.90	77.70	80.70
Sixth Form	43.40	46.30	46.20	44.90	48.00	48.70	48.70	50.50
FE/Tertiary	31.43	33.04	34.40	33.02	33.58	34.52	35.25	36.16
Academy	38.16
Other	30.81	34.14	33.54	32.33	33.36	32.48	34.58	37.22

Cumulative Numbers

schtype	2002	2003	2004	2005	2006	2007	2008	2009
Comprehensive	7134	7926	8433	8641	9408	9544	10214	10766
Grammar	3227	3517	3846	4060	4303	4472	4677	4728
Independent	4918	5275	5455	5581	5682	5899	6050	6262
Sixth Form	2309	2560	2689	2778	3106	3141	3379	3666
FE/Tertiary	1135	1256	1274	1207	1235	1311	1385	1410
Academy	145
Other	273	382	371	408	361	355	426	530

GCE A Level HISTORY 2002–2009

Cumulative % at Grade B by school type



*GCE A Level HISTORY Grade C by school type 2002-2009
Cumulative Percentages*

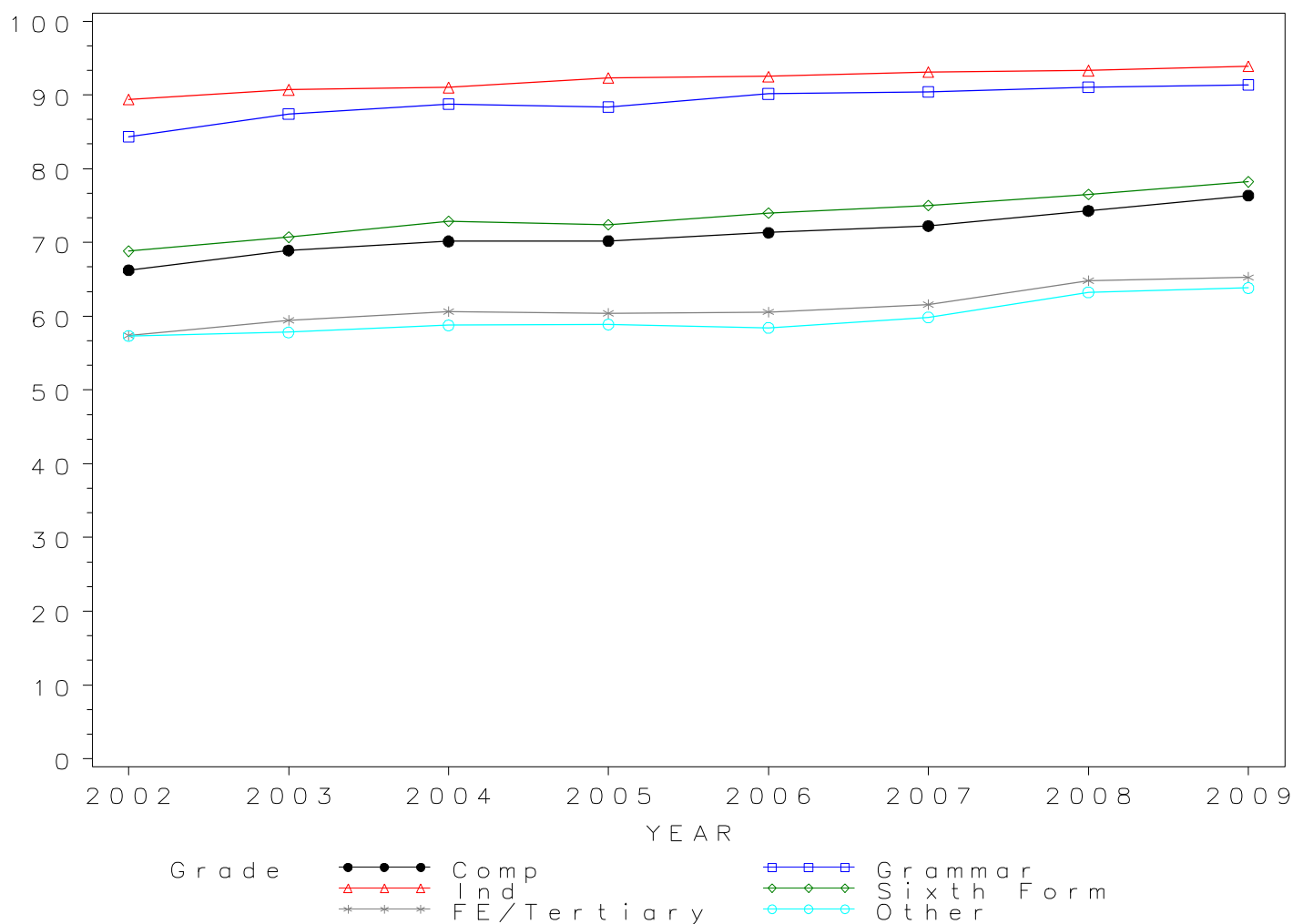
schtype	2002	2003	2004	2005	2006	2007	2008	2009
Comprehensive	66.23	68.91	70.15	70.18	71.32	72.22	74.28	76.37
Grammar	84.32	87.41	88.77	88.38	90.14	90.40	91.05	91.39
Independent	89.40	90.70	91.00	92.30	92.50	93.10	93.30	93.90
Sixth Form	68.80	70.70	72.90	72.40	74.00	75.00	76.50	78.20
FE/Tertiary	57.41	59.46	60.65	60.38	60.58	61.59	64.83	65.25
Academy	65.79
Other	57.34	57.82	58.77	58.87	58.41	59.84	63.23	63.83

Cumulative Numbers

schtype	2002	2003	2004	2005	2006	2007	2008	2009
Comprehensive	11928	12829	13581	14109	15077	15142	16459	16918
Grammar	4352	4610	4940	5249	5474	5606	5836	5859
Independent	6175	6413	6672	6779	6844	7050	7264	7287
Sixth Form	3661	3909	4244	4479	4789	4837	5308	5677
FE/Tertiary	2073	2260	2246	2207	2228	2339	2547	2544
Academy	250
Other	508	647	650	743	632	654	779	909

GCE A Level HISTORY 2002–2009

Cumulative % at Grade C by school type



*GCE A Level HISTORY Grade D by school type 2002- 2009
Cumulative Percentages*

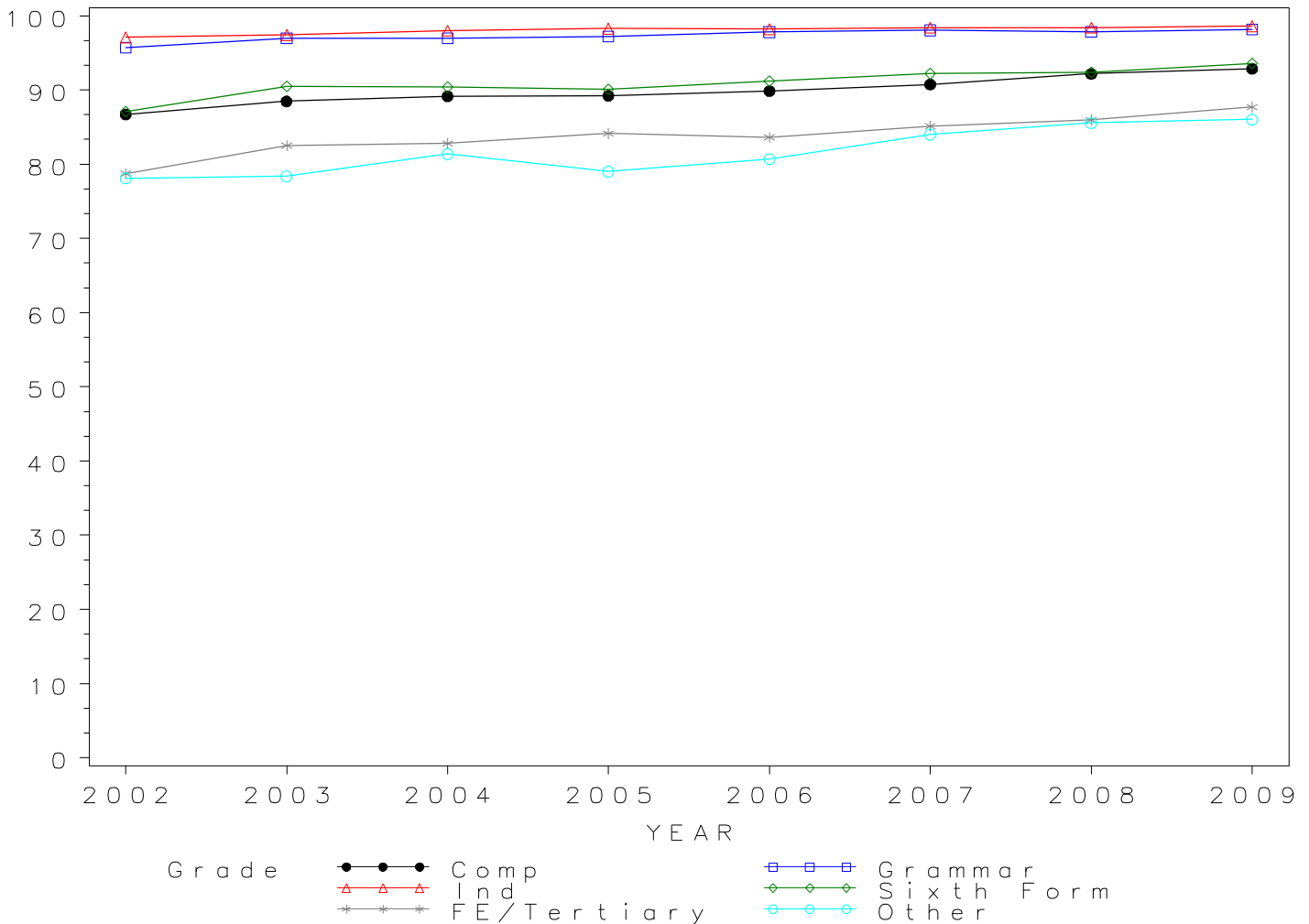
schtype	2002	2003	2004	2005	2006	2007	2008	2009
Comprehensive	86.71	88.48	89.14	89.22	89.85	90.76	92.18	92.85
Grammar	95.70	96.97	97.00	97.24	97.81	98.03	97.86	98.16
Independent	97.10	97.40	98.00	98.30	98.20	98.40	98.40	98.60
Sixth Form	87.10	90.50	90.40	90.10	91.20	92.20	92.40	93.60
FE/Tertiary	78.73	82.50	82.80	84.16	83.63	85.12	85.95	87.71
Academy	88.42
Other	78.10	78.37	81.37	79.00	80.68	83.99	85.55	86.03

Cumulative Numbers

schtype	2002	2003	2004	2005	2006	2007	2008	2009
Comprehensive	15618	16472	17257	17936	18994	19028	20426	20570
Grammar	4939	5114	5398	5775	5940	6079	6273	6293
Independent	6707	6887	7185	7219	7266	7452	7661	7651
Sixth Form	4635	5004	5262	5574	5902	5946	6412	6795
FE/Tertiary	2843	3136	3066	3076	3076	3233	3377	3420
Academy	336
Other	692	877	900	997	873	918	1054	1225

GCE A Level HISTORY 2002–2009

Cumulative % at Grade D by school type



GCE A Level HISTORY Grade E by school type 2002- 2009
Cumulative Percentages

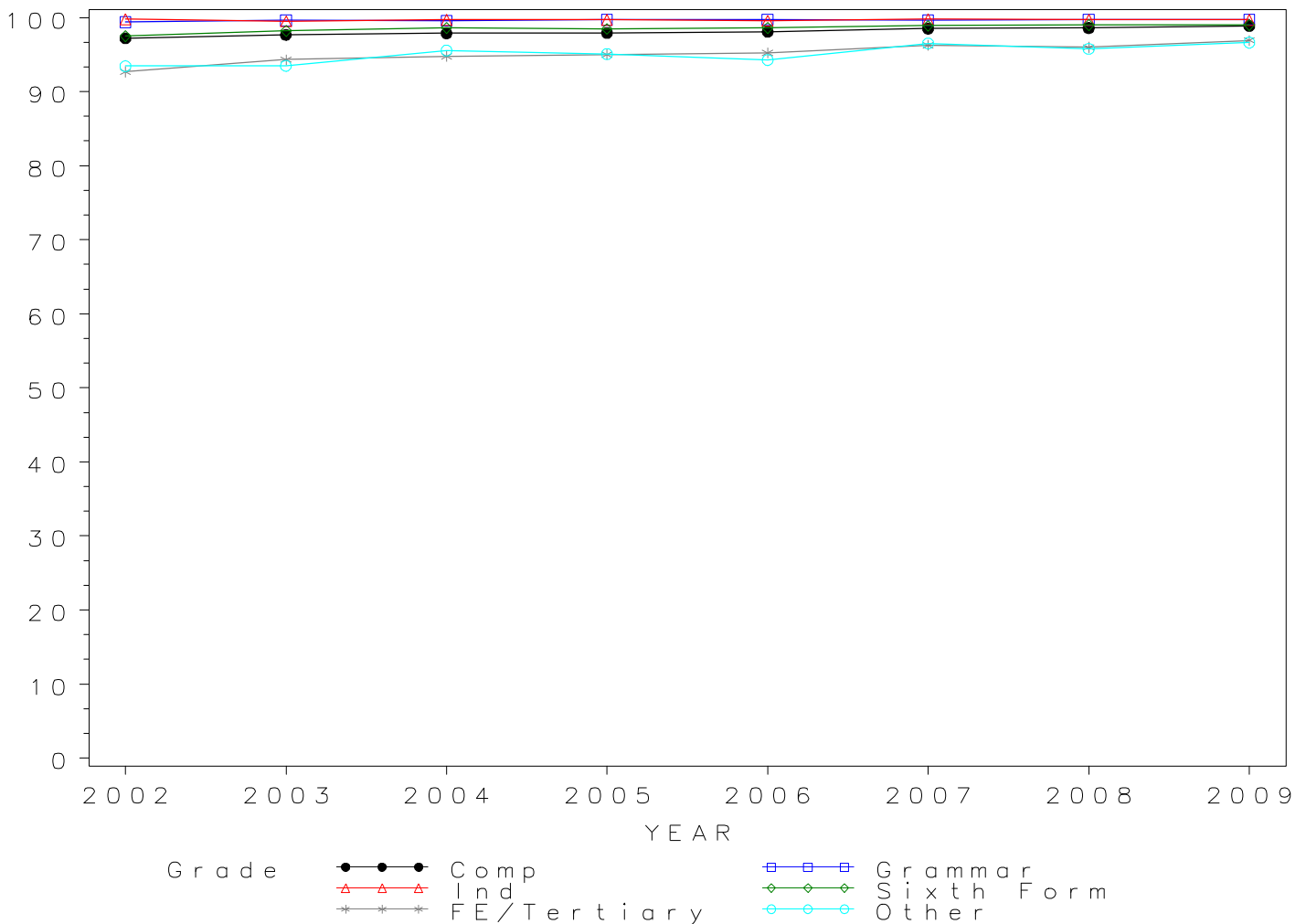
schtype	2002	2003	2004	2005	2006	2007	2008	2009
Comprehensive	97.20	97.66	97.89	97.92	98.08	98.52	98.60	98.87
Grammar	99.38	99.64	99.57	99.70	99.74	99.66	99.70	99.77
Independent	99.80	99.50	99.70	99.70	99.60	99.80	99.70	99.70
Sixth Form	97.50	98.20	98.60	98.50	98.60	98.90	99.00	99.00
FE/Tertiary	92.69	94.32	94.79	95.02	95.24	96.26	95.98	96.92
Academy	97.63
Other	93.45	93.48	95.57	95.09	94.27	96.52	95.78	96.63

Cumulative Numbers

schtype	2002	2003	2004	2005	2006	2007	2008	2009
Comprehensive	17507	18182	18950	19685	20734	20656	21848	21902
Grammar	5129	5255	5541	5921	6057	6180	6391	6396
Independent	6893	7036	7310	7322	7369	7558	7763	7737
Sixth Form	5188	5429	5740	6093	6380	6378	6870	7187
FE/Tertiary	3347	3585	3510	3473	3503	3656	3771	3779
Academy	371
Other	828	1046	1057	1200	1020	1055	1180	1376

GCE A Level HISTORY 2002–2009

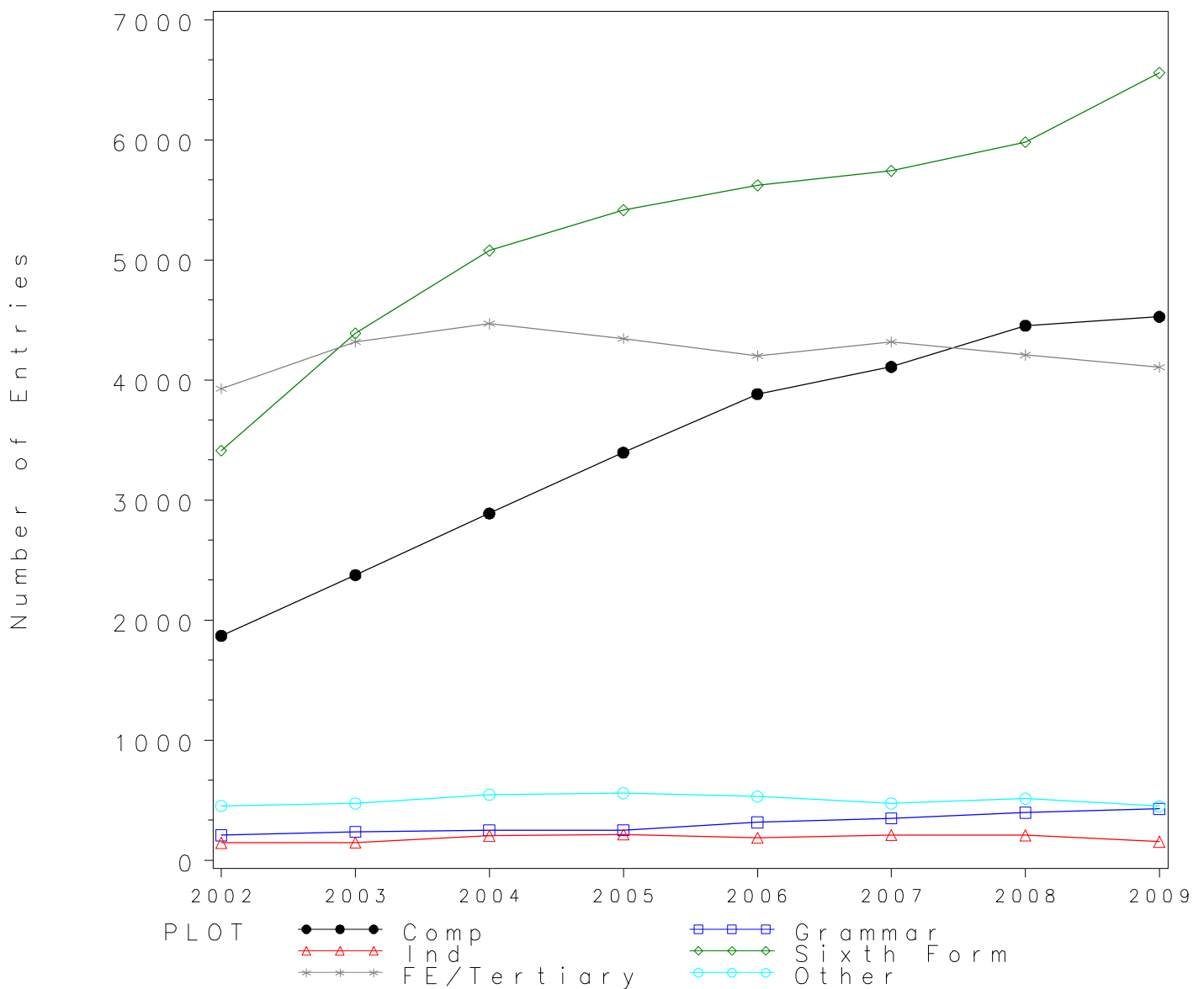
Cumulative % at Grade E by school type



Numbers of GCE A Level entries in LAW by school type 2002- 2009

schtype	2002	2003	2004	2005	2006	2007	2008	2009
Comprehensive	1870	2375	2889	3396	3884	4110	4453	4527
Grammar	207	237	251	251	315	350	396	428
Independent	146	147	203	214	188	210	207	153
Sixth Form	3412	4389	5078	5415	5621	5742	5983	6560
FE/Tertiary	3928	4318	4470	4346	4201	4319	4208	4107
Academy	149
Other	453	473	547	558	531	473	513	449

GCE A Level LAW Entries by school type 2002–2009



*GCE A Level LAW Grade A by school type 2002- 2009
Cumulative Percentages*

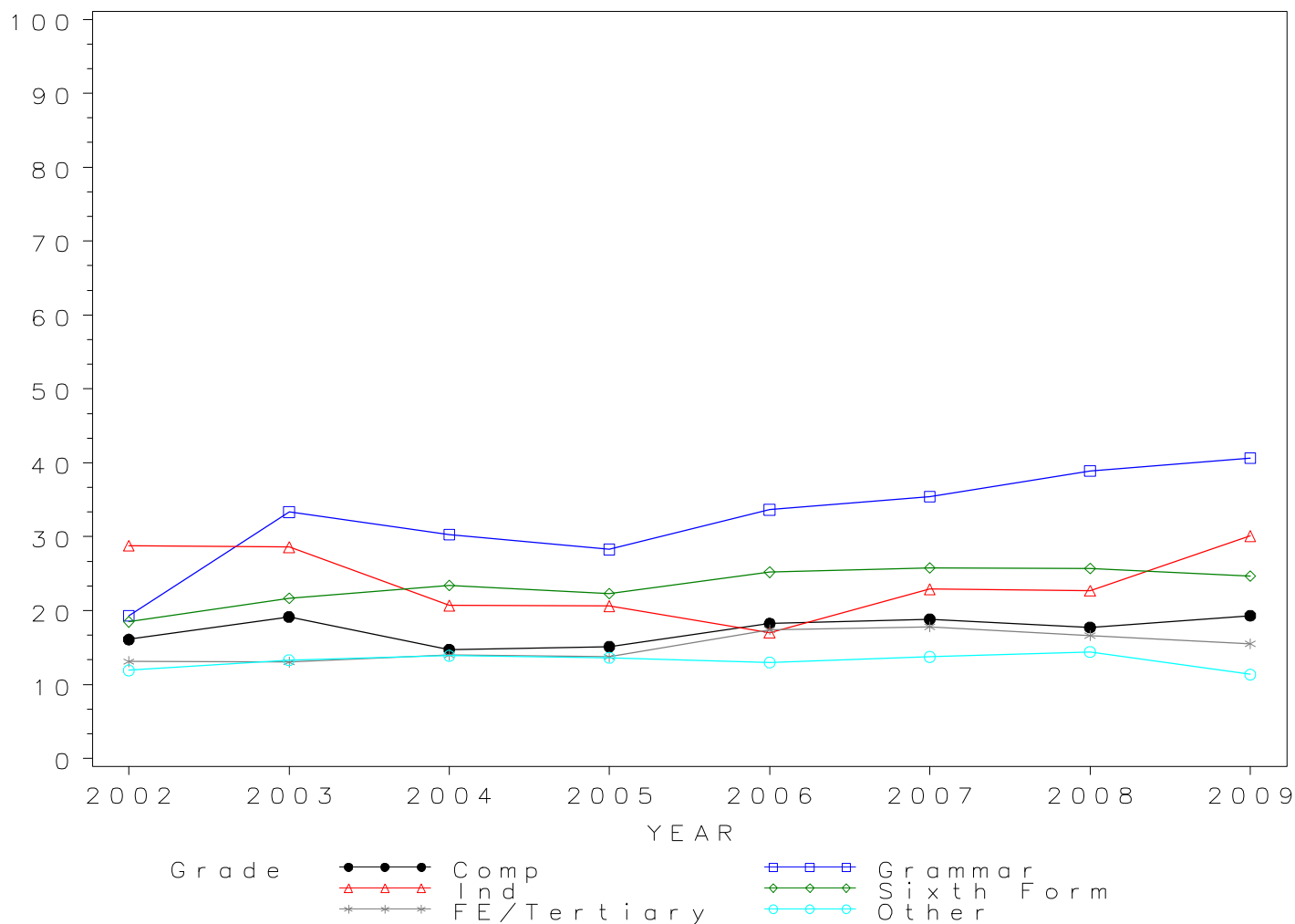
schtype	2002	2003	2004	2005	2006	2007	2008	2009
Comprehensive	16.10	19.16	14.75	15.14	18.25	18.83	17.72	19.33
Grammar	19.32	33.33	30.28	28.29	33.65	35.43	38.89	40.65
Independent	28.80	28.60	20.70	20.60	17.00	22.90	22.70	30.10
Sixth Form	18.50	21.70	23.40	22.30	25.20	25.80	25.70	24.70
FE/Tertiary	13.11	13.04	13.98	13.74	17.40	17.81	16.63	15.51
Academy	14.77
Other	11.92	13.32	13.89	13.62	12.99	13.74	14.42	11.36

Cumulative Numbers

schtype	2002	2003	2004	2005	2006	2007	2008	2009
Comprehensive	301	455	426	514	709	774	789	875
Grammar	40	79	76	71	106	124	154	174
Independent	42	42	42	44	32	48	47	46
Sixth Form	631	952	1188	1208	1416	1481	1538	1620
FE/Tertiary	515	563	625	597	731	769	700	637
Academy	22
Other	54	63	76	76	69	65	74	51

GCE A Level LAW 2002–2009

Cumulative % at Grade A by school type



*GCE A Level LAW Grade B by school type 2002- 2009
Cumulative Percentages*

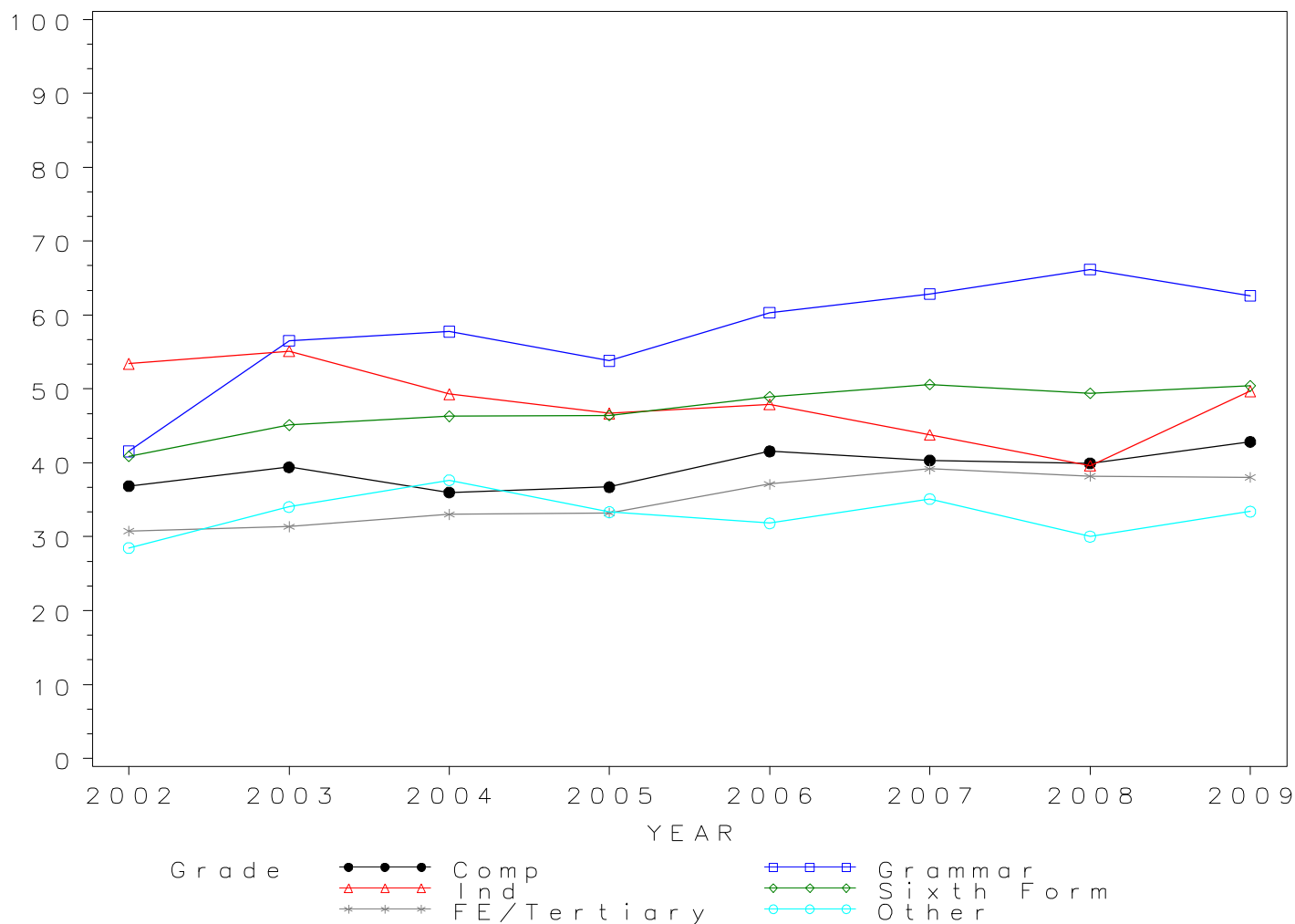
schtype	2002	2003	2004	2005	2006	2007	2008	2009
Comprehensive	36.84	39.41	36.00	36.72	41.56	40.34	39.93	42.83
Grammar	41.55	56.54	57.77	53.78	60.32	62.86	66.16	62.62
Independent	53.40	55.10	49.30	46.70	47.90	43.80	39.60	49.70
Sixth Form	40.90	45.10	46.30	46.40	48.90	50.60	49.40	50.40
FE/Tertiary	30.75	31.36	33.02	33.20	37.11	39.20	38.19	38.03
Academy	31.54
Other	28.48	34.04	37.66	33.33	31.83	35.10	30.02	33.41

Cumulative Numbers

schtype	2002	2003	2004	2005	2006	2007	2008	2009
Comprehensive	689	936	1040	1247	1614	1658	1778	1939
Grammar	86	134	145	135	190	220	262	268
Independent	78	81	100	100	90	92	82	76
Sixth Form	1396	1979	2351	2513	2749	2905	2956	3306
FE/Tertiary	1208	1354	1476	1443	1559	1693	1607	1562
Academy	47
Other	129	161	206	186	169	166	154	150

GCE A Level LAW 2002–2009

Cumulative % at Grade B by school type



*GCE A Level LAW Grade C by school type 2002- 2009
Cumulative Percentages*

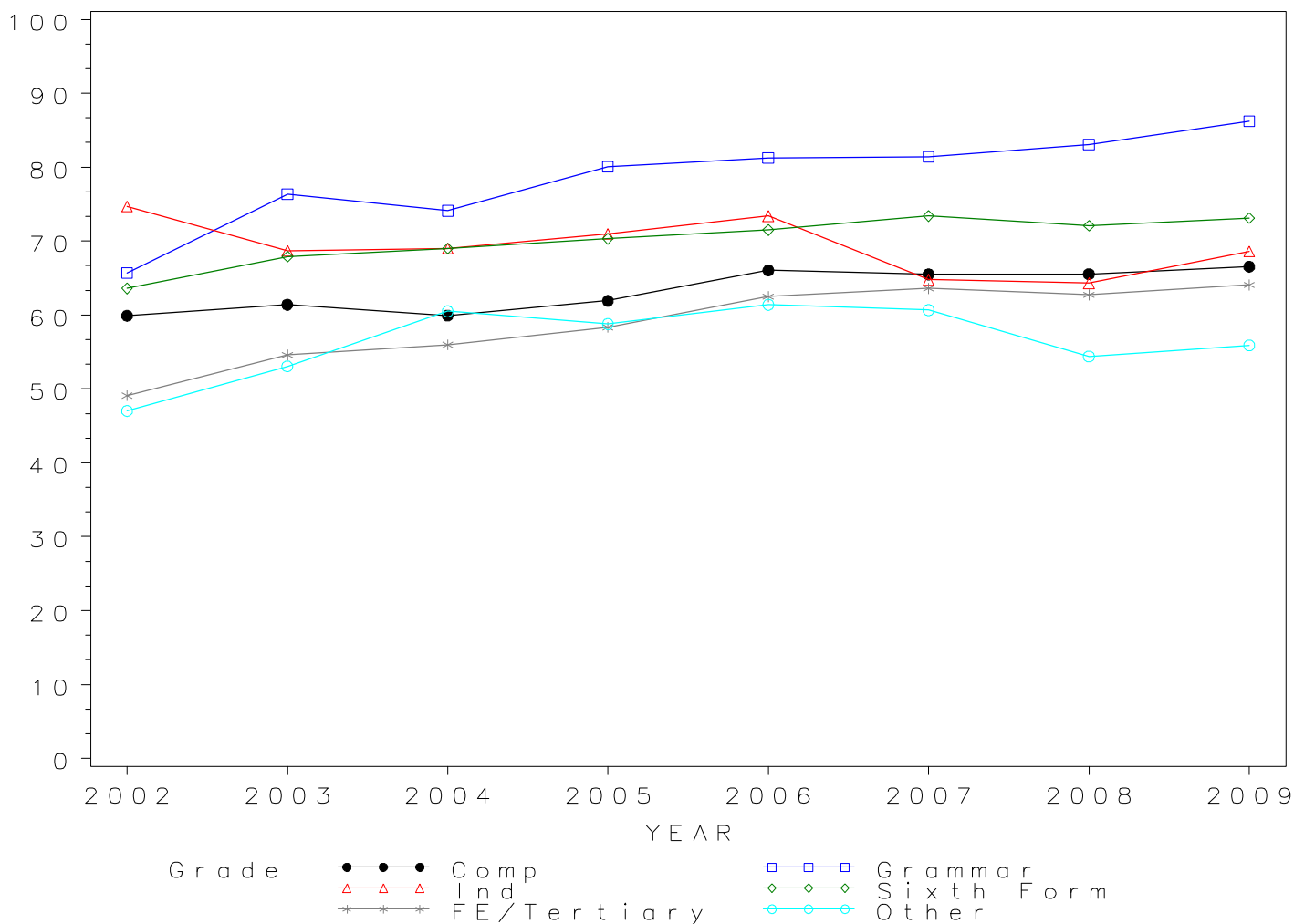
schtype	2002	2003	2004	2005	2006	2007	2008	2009
Comprehensive	59.89	61.39	59.92	61.93	66.04	65.50	65.53	66.53
Grammar	65.70	76.37	74.10	80.08	81.27	81.43	83.08	86.21
Independent	74.70	68.70	69.00	71.00	73.40	64.80	64.30	68.60
Sixth Form	63.60	67.90	69.00	70.30	71.50	73.40	72.10	73.10
FE/Tertiary	49.11	54.61	55.97	58.33	62.51	63.60	62.71	64.06
Academy	58.39
Other	47.02	53.07	60.51	58.78	61.39	60.68	54.39	55.90

Cumulative Numbers

schtype	2002	2003	2004	2005	2006	2007	2008	2009
Comprehensive	1120	1458	1731	2103	2565	2692	2918	3012
Grammar	136	181	186	201	256	285	329	369
Independent	109	101	140	152	138	136	133	105
Sixth Form	2170	2980	3504	3807	4019	4215	4314	4795
FE/Tertiary	1929	2358	2502	2535	2626	2747	2639	2631
Academy	87
Other	213	251	331	328	326	287	279	251

GCE A Level LAW 2002–2009

Cumulative % at Grade C by school type



*GCE A Level LAW Grade D by school type 2002- 2009
Cumulative Percentages*

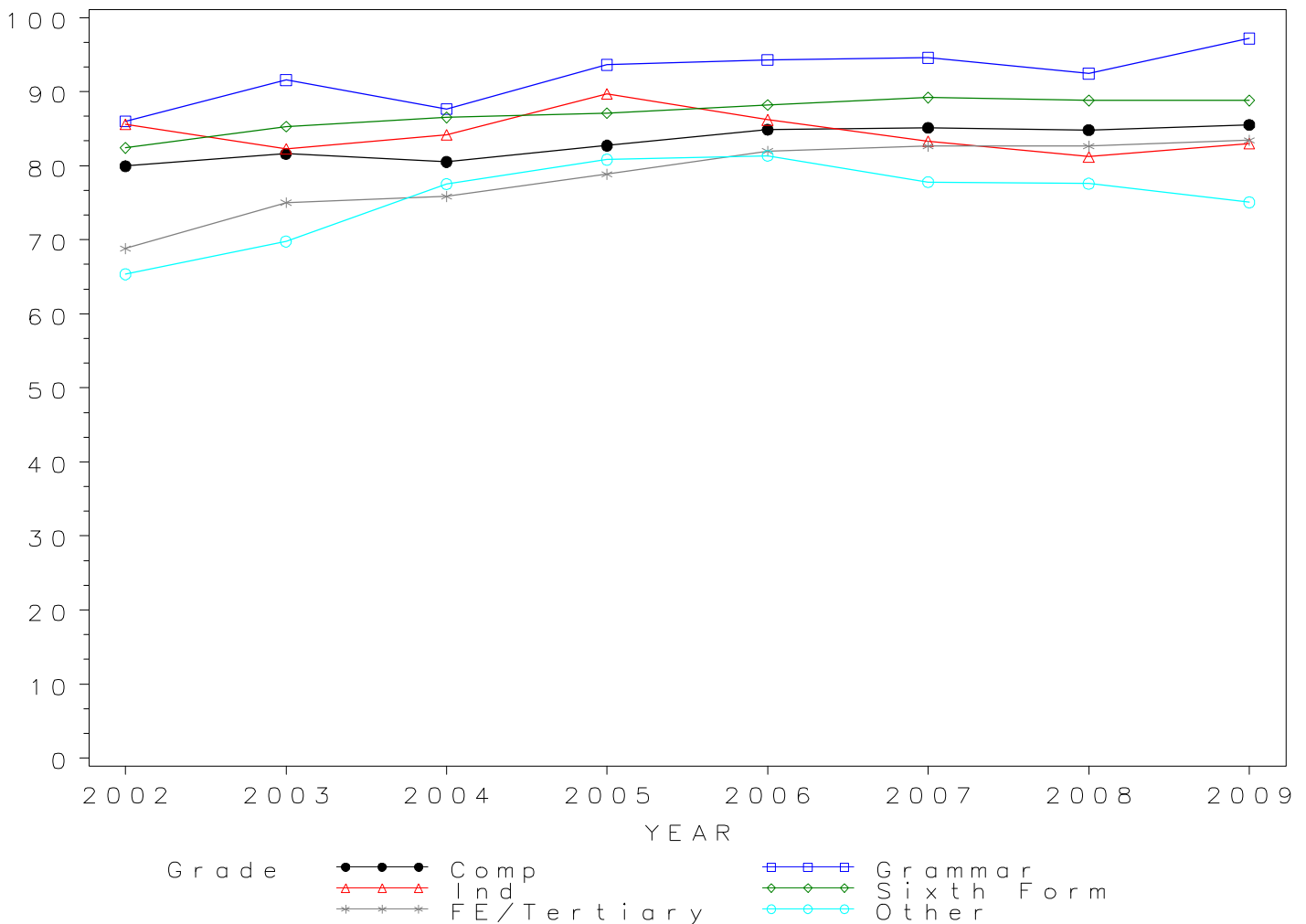
schtype	2002	2003	2004	2005	2006	2007	2008	2009
Comprehensive	79.95	81.60	80.51	82.71	84.86	85.11	84.82	85.51
Grammar	85.99	91.56	87.65	93.63	94.29	94.57	92.42	97.20
Independent	85.60	82.30	84.20	89.70	86.20	83.30	81.20	83.00
Sixth Form	82.40	85.30	86.50	87.10	88.20	89.20	88.80	88.80
FE/Tertiary	68.81	75.03	75.84	78.85	81.96	82.63	82.63	83.44
Academy	86.58
Other	65.34	69.77	77.51	80.82	81.36	77.80	77.58	75.06

Cumulative Numbers

schtype	2002	2003	2004	2005	2006	2007	2008	2009
Comprehensive	1495	1938	2326	2809	3296	3498	3777	3871
Grammar	178	217	220	235	297	331	366	416
Independent	125	121	171	192	162	175	168	127
Sixth Form	2811	3744	4392	4716	4958	5122	5313	5825
FE/Tertiary	2703	3240	3390	3427	3443	3569	3477	3427
Academy	129
Other	296	330	424	451	432	368	398	337

GCE A Level LAW 2002–2009

Cumulative % at Grade D by school type



*GCE A Level LAW Grade E by school type 2002- 2009
Cumulative Percentages*

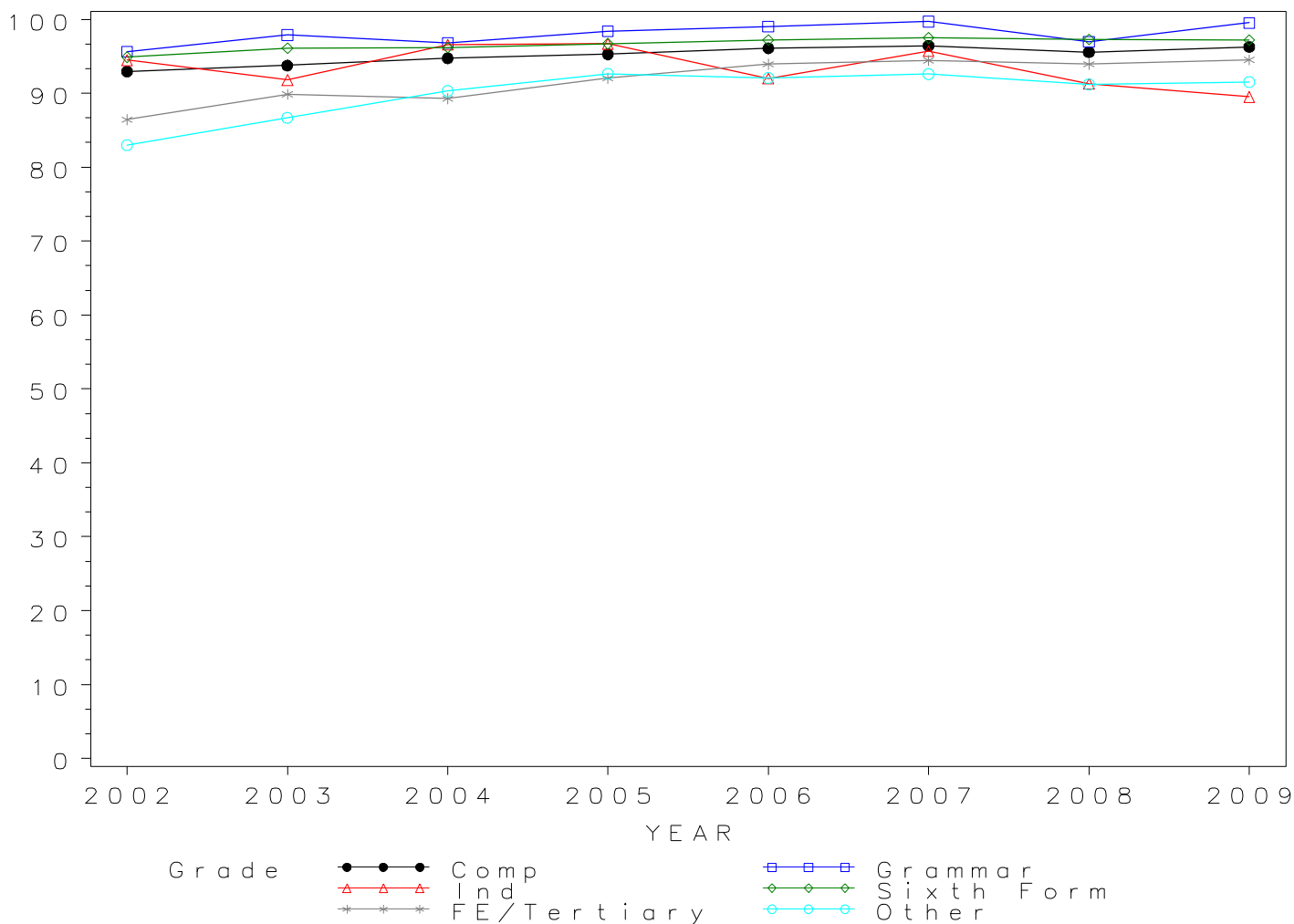
schtype	2002	2003	2004	2005	2006	2007	2008	2009
Comprehensive	92.94	93.77	94.74	95.29	96.09	96.45	95.58	96.29
Grammar	95.65	97.89	96.81	98.41	99.05	99.71	96.97	99.53
Independent	94.50	91.80	96.60	96.70	92.00	95.70	91.30	89.50
Sixth Form	94.90	96.10	96.20	96.70	97.20	97.50	97.30	97.20
FE/Tertiary	86.43	89.88	89.26	92.06	93.93	94.44	93.94	94.52
Academy	93.96
Other	83.00	86.68	90.31	92.65	92.09	92.60	91.23	91.54

Cumulative Numbers

schtype	2002	2003	2004	2005	2006	2007	2008	2009
Comprehensive	1738	2227	2737	3236	3732	3964	4256	4359
Grammar	198	232	243	247	312	349	384	426
Independent	138	135	196	207	173	201	189	137
Sixth Form	3238	4218	4885	5236	5464	5598	5821	6376
FE/Tertiary	3395	3881	3990	4001	3946	4079	3953	3882
Academy	140
Other	376	410	494	517	489	438	468	411

GCE A Level LAW 2002–2009

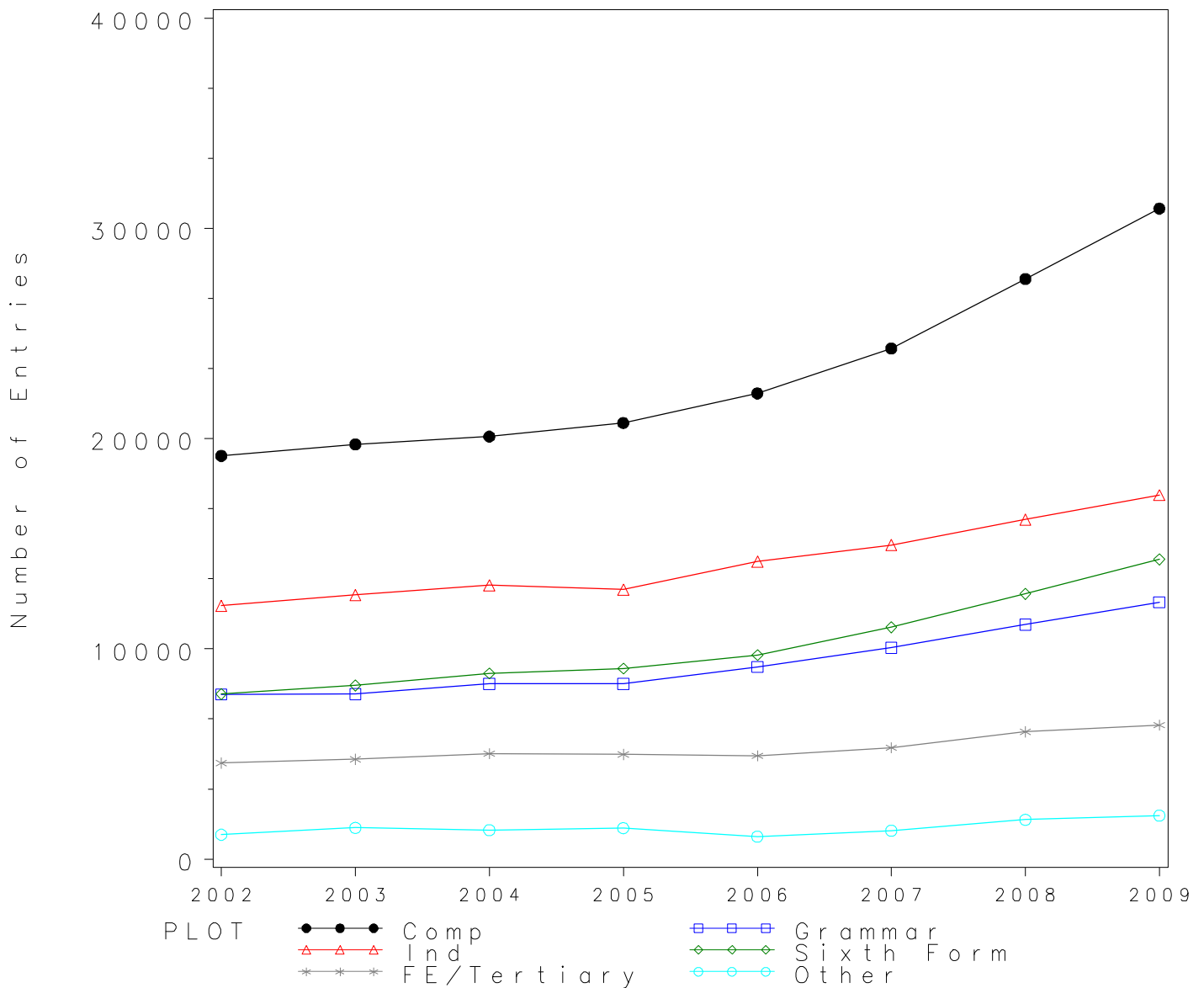
Cumulative % at Grade E by school type



Numbers of GCE A Level entries in MATHEMATICS by school type 2002- 2009

sctype	2002	2003	2004	2005	2006	2007	2008	2009
Comprehensive	19182	19734	20101	20747	22154	24292	27598	30945
Grammar	7843	7859	8340	8341	9141	10059	11153	12220
Independent	12050	12567	13031	12821	14158	14944	16156	17321
Sixth Form	7849	8263	8841	9067	9711	11028	12618	14265
FE/Tertiary	4570	4754	5017	4988	4913	5300	6058	6374
Academy	621
Other	1163	1490	1378	1476	1074	1354	1874	2068

GCE A Level MATHEMATICS Entries by school type 2002–2009



*GCE A Level MATHEMATICS Grade A by school type 2002- 2009
Cumulative Percentages*

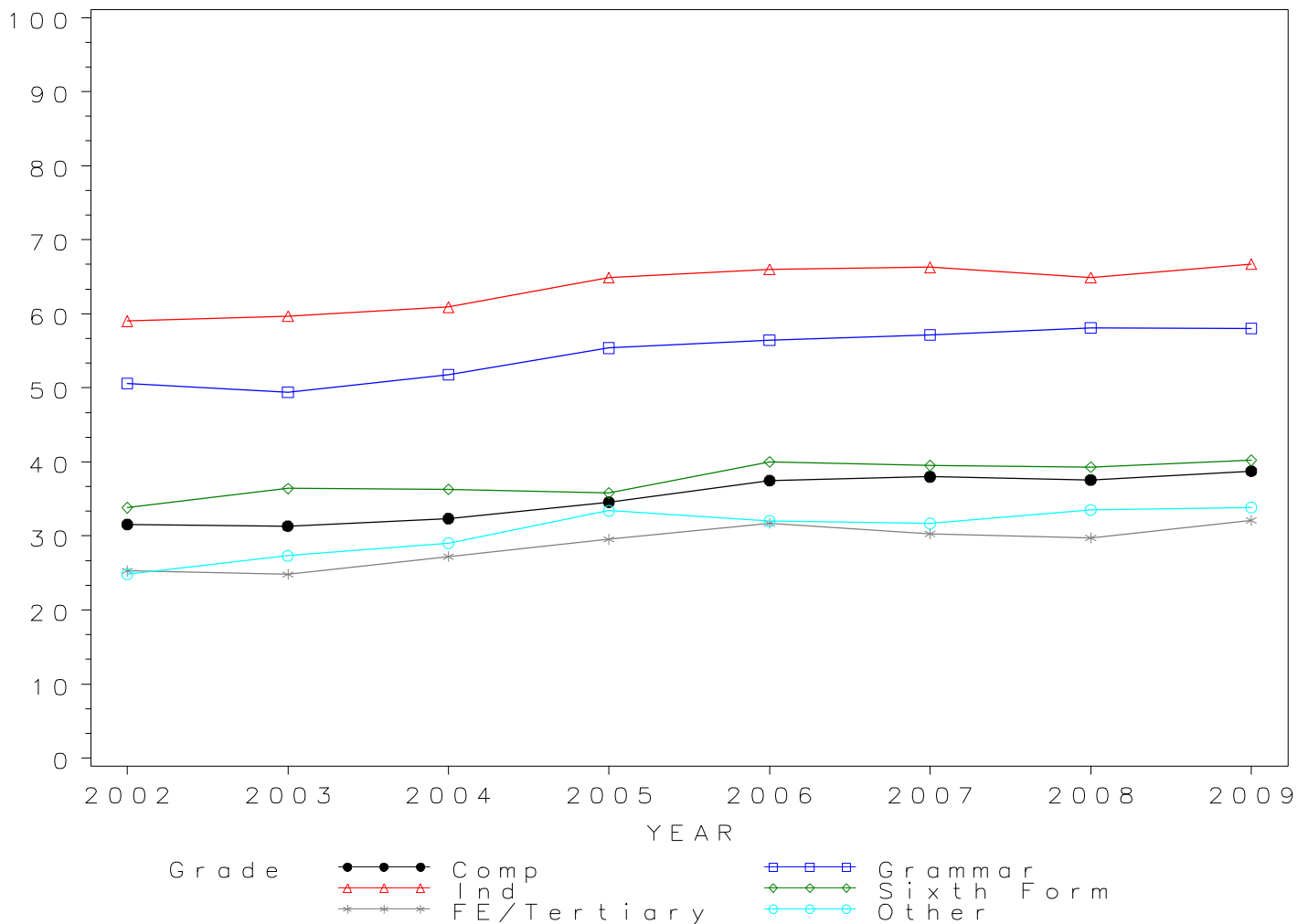
schtype	2002	2003	2004	2005	2006	2007	2008	2009
Comprehensive	31.55	31.34	32.34	34.58	37.49	38.00	37.56	38.77
Grammar	50.59	49.43	51.80	55.39	56.45	57.15	58.12	58.04
Independent	59.00	59.70	60.90	64.90	66.00	66.30	64.90	66.70
Sixth Form	33.80	36.40	36.30	35.80	40.00	39.50	39.30	40.20
FE/Tertiary	25.27	24.82	27.21	29.55	31.73	30.28	29.75	32.10
Academy	35.10
Other	24.85	27.32	29.03	33.40	32.03	31.68	33.51	33.85

Cumulative Numbers

schtype	2002	2003	2004	2005	2006	2007	2008	2009
Comprehensive	6052	6184	6501	7174	8306	9231	10367	11996
Grammar	3968	3885	4320	4620	5160	5749	6482	7093
Independent	7110	7502	7936	8321	9344	9908	10485	11553
Sixth Form	2653	3008	3209	3246	3884	4356	4959	5735
FE/Tertiary	1155	1180	1365	1474	1559	1605	1802	2046
Academy	218
Other	289	407	400	493	344	429	628	700

GCE A Level MATHEMATICS 2002–2009

Cumulative % at Grade A by school type



*GCE A Level MATHEMATICS Grade B by school type 2002- 2009
Cumulative Percentages*

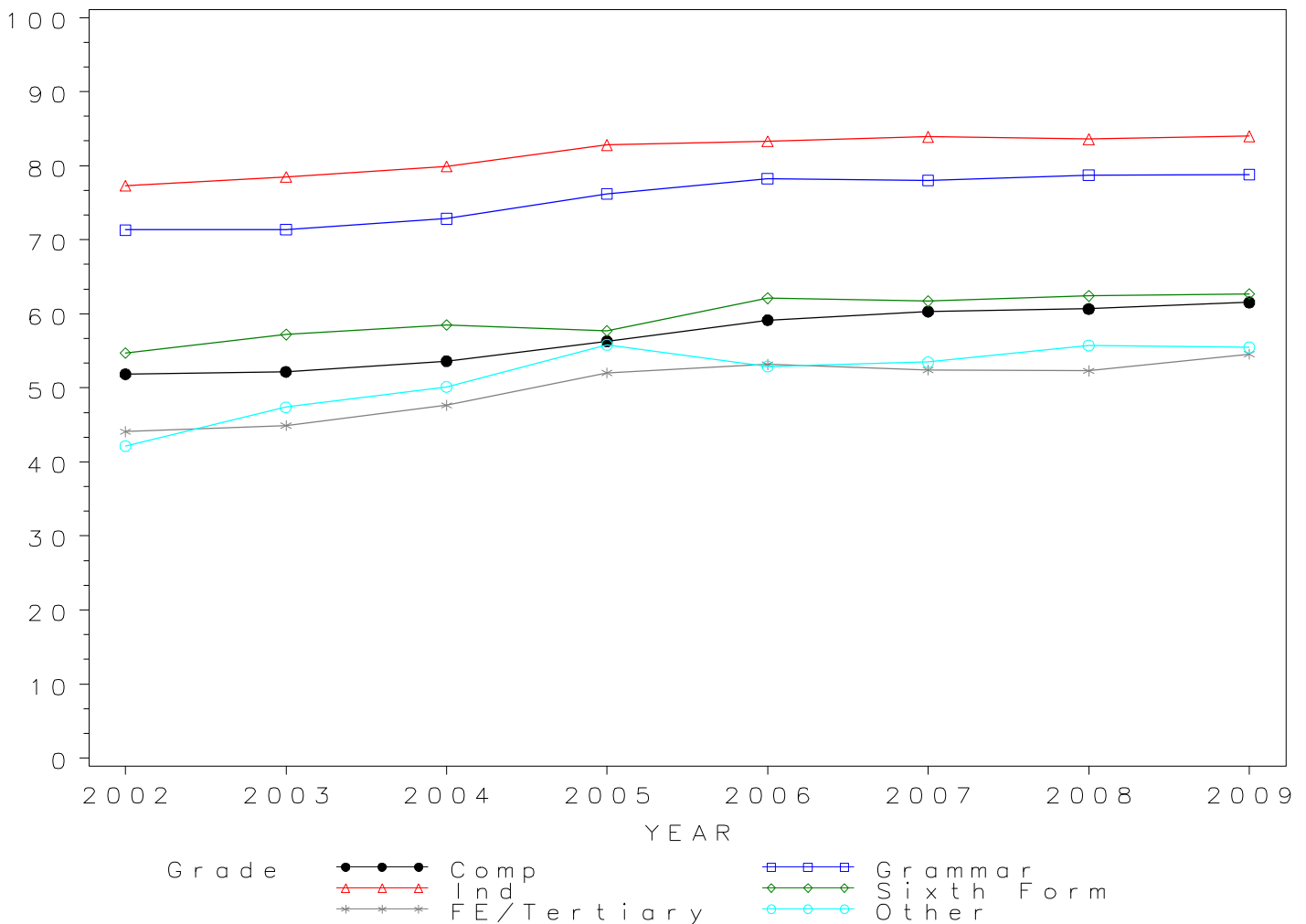
schtype	2002	2003	2004	2005	2006	2007	2008	2009
Comprehensive	51.84	52.16	53.61	56.30	59.15	60.30	60.66	61.54
Grammar	71.32	71.40	72.85	76.21	78.25	78.01	78.73	78.79
Independent	77.30	78.50	79.90	82.80	83.30	83.90	83.60	84.00
Sixth Form	54.70	57.20	58.50	57.70	62.10	61.70	62.40	62.70
FE/Tertiary	44.07	44.93	47.64	52.02	53.17	52.42	52.29	54.55
Academy	58.13
Other	42.13	47.38	50.15	55.83	52.89	53.47	55.71	55.46

Cumulative Numbers

schtype	2002	2003	2004	2005	2006	2007	2008	2009
Comprehensive	9944	10293	10776	11681	13105	14647	16741	19044
Grammar	5594	5611	6076	6357	7153	7847	8781	9628
Independent	9315	9865	10412	10616	11794	12538	13506	14550
Sixth Form	4293	4726	5172	5232	6031	6804	7874	8944
FE/Tertiary	2014	2136	2390	2595	2612	2778	3168	3477
Academy	361
Other	490	706	691	824	568	724	1044	1147

GCE A Level MATHEMATICS 2002–2009

Cumulative % at Grade B by school type



*GCE A Level MATHEMATICS Grade C by school type 2002- 2009
Cumulative Percentages*

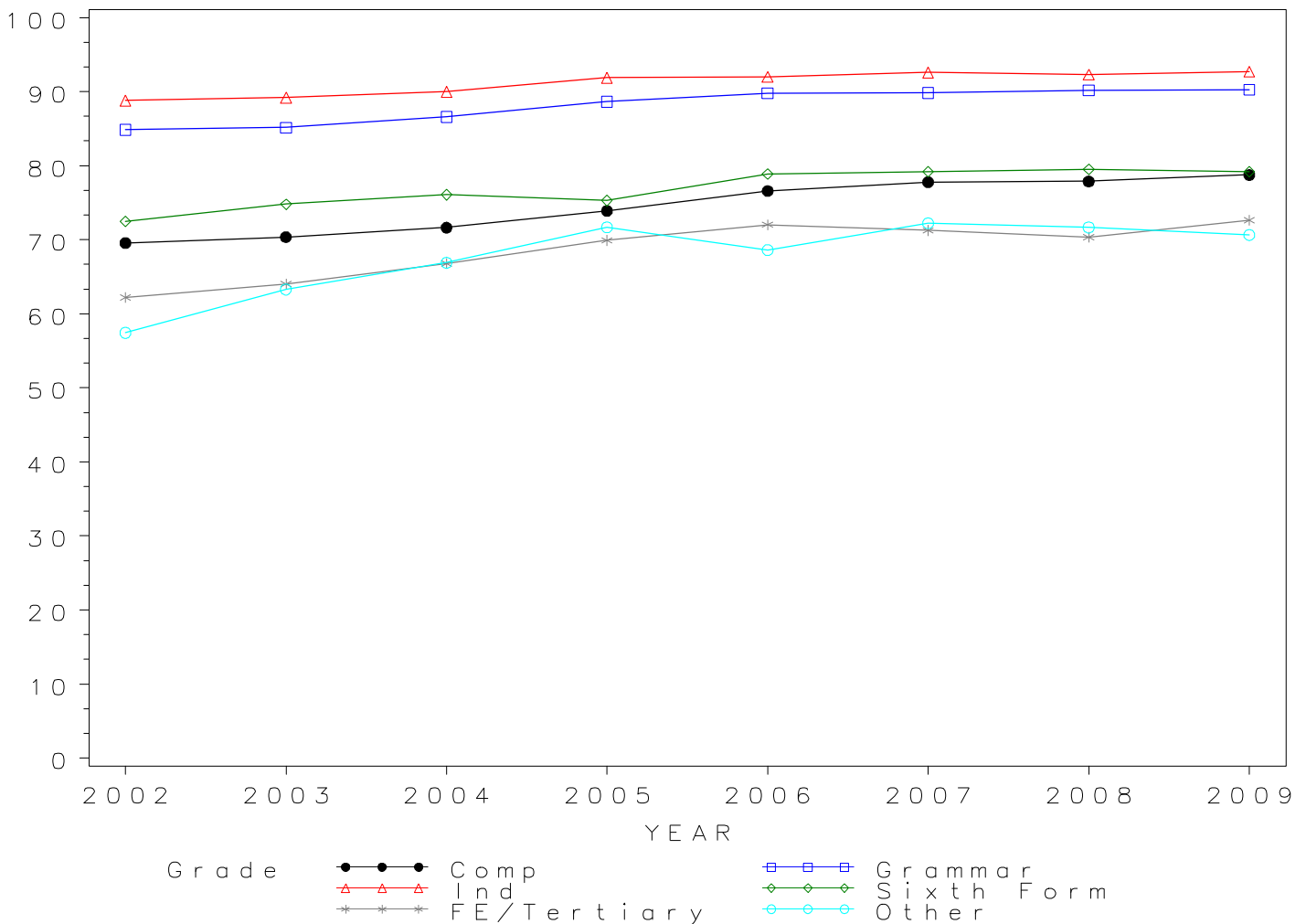
schtype	2002	2003	2004	2005	2006	2007	2008	2009
Comprehensive	69.55	70.37	71.65	73.90	76.58	77.77	77.89	78.76
Grammar	84.87	85.15	86.61	88.65	89.78	89.82	90.19	90.26
Independent	88.80	89.20	90.00	91.90	92.00	92.60	92.30	92.70
Sixth Form	72.50	74.80	76.10	75.30	78.90	79.20	79.50	79.20
FE/Tertiary	62.21	64.05	66.79	69.93	72.03	71.26	70.37	72.65
Academy	75.20
Other	57.44	63.29	66.91	71.68	68.62	72.23	71.66	70.65

Cumulative Numbers

schtype	2002	2003	2004	2005	2006	2007	2008	2009
Comprehensive	13342	13887	14402	15331	16966	18892	21495	24371
Grammar	6656	6692	7223	7394	8207	9035	10059	11030
Independent	10700	11210	11728	11782	13025	13838	14912	16057
Sixth Form	5691	6181	6728	6827	7662	8734	10031	11298
FE/Tertiary	2843	3045	3351	3488	3539	3777	4263	4631
Academy	467
Other	668	943	922	1058	737	978	1343	1461

GCE A Level MATHEMATICS 2002–2009

Cumulative % at Grade C by school type



*GCE A Level MATHEMATICS Grade D by school type 2002- 2009
Cumulative Percentages*

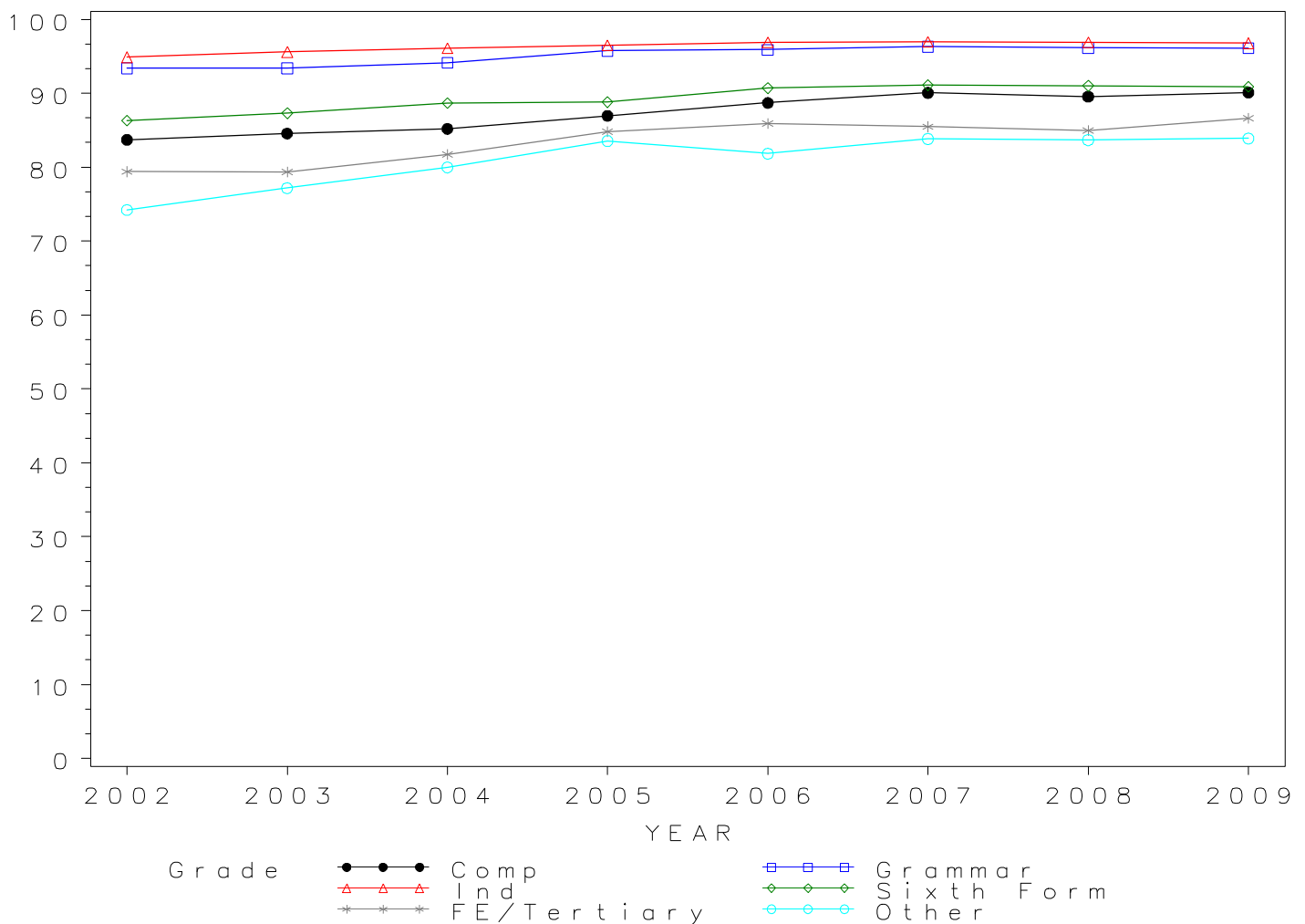
schtype	2002	2003	2004	2005	2006	2007	2008	2009
Comprehensive	83.70	84.55	85.18	86.97	88.71	90.07	89.55	90.12
Grammar	93.40	93.37	94.15	95.77	95.90	96.32	96.15	96.12
Independent	94.90	95.60	96.10	96.50	96.90	97.00	96.90	96.80
Sixth Form	86.30	87.30	88.70	88.80	90.70	91.10	91.00	90.90
FE/Tertiary	79.41	79.36	81.74	84.80	85.91	85.49	84.96	86.63
Academy	87.60
Other	74.20	77.18	79.97	83.54	81.84	83.83	83.67	83.90

Cumulative Numbers

schtype	2002	2003	2004	2005	2006	2007	2008	2009
Comprehensive	16056	16686	17122	18043	19653	21879	24715	27888
Grammar	7325	7338	7852	7988	8766	9689	10724	11746
Independent	11435	12014	12523	12372	13719	14496	15655	16767
Sixth Form	6774	7214	7842	8051	8808	10047	11482	12967
FE/Tertiary	3629	3773	4101	4230	4221	4531	5147	5522
Academy	544
Other	863	1150	1102	1233	879	1135	1568	1735

GCE A Level MATHEMATICS 2002–2009

Cumulative % at Grade D by school type



*GCE A Level MATHEMATICS Grade E by school type 2002- 2009
Cumulative Percentages*

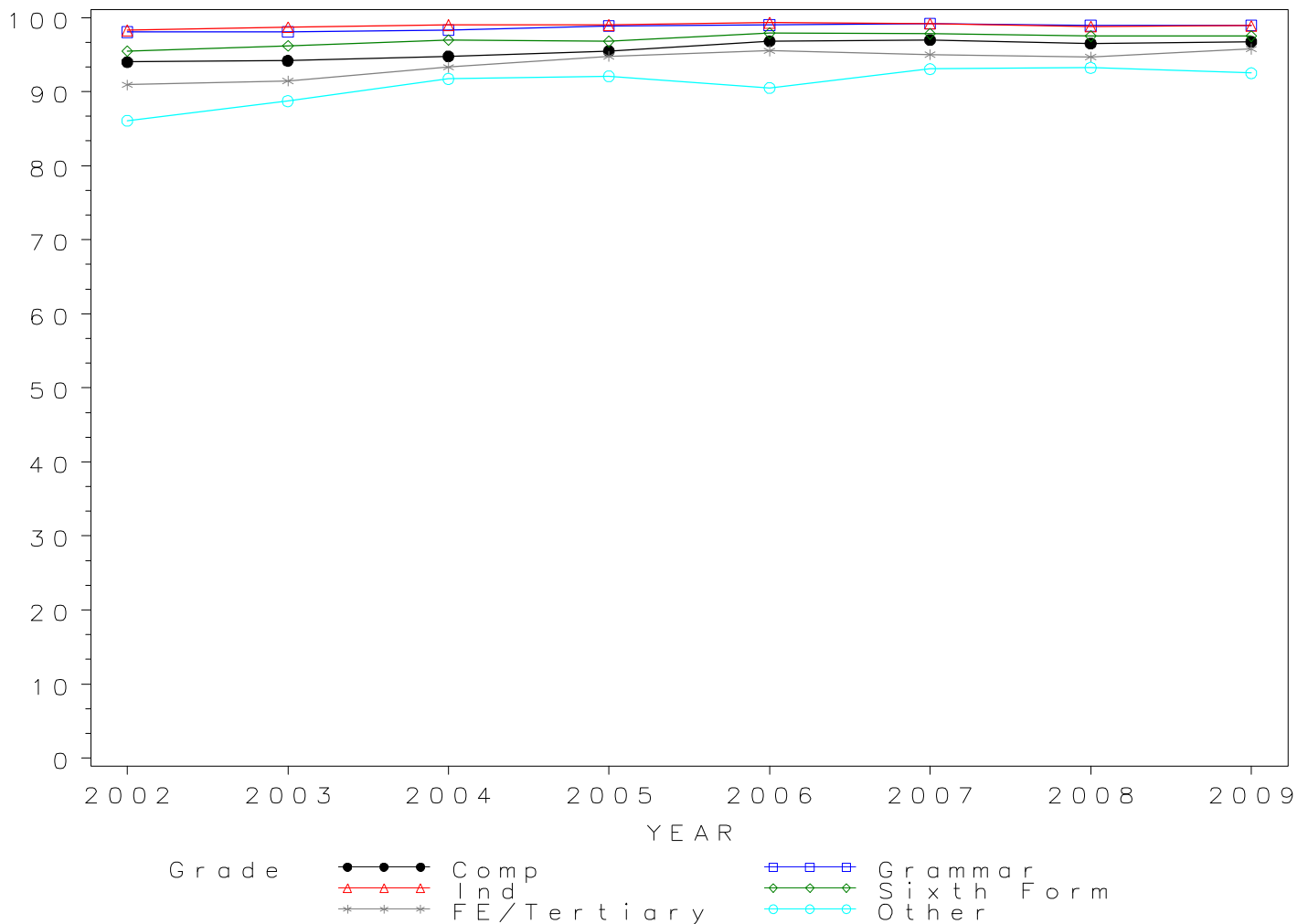
schtype	2002	2003	2004	2005	2006	2007	2008	2009
Comprehensive	94.00	94.17	94.78	95.49	96.80	96.98	96.50	96.76
Grammar	98.04	98.10	98.33	98.87	98.99	99.19	98.92	98.96
Independent	98.30	98.70	99.00	99.00	99.30	99.20	98.80	98.90
Sixth Form	95.50	96.20	97.00	96.80	97.90	97.80	97.50	97.50
FE/Tertiary	90.92	91.44	93.30	94.79	95.52	95.02	94.70	95.75
Academy	95.81
Other	86.07	88.72	91.73	92.07	90.50	93.06	93.22	92.50

Cumulative Numbers

schtype	2002	2003	2004	2005	2006	2007	2008	2009
Comprehensive	18032	18584	19052	19812	21446	23558	26632	29941
Grammar	7689	7710	8201	8247	9049	9978	11033	12093
Independent	11845	12404	12901	12693	14059	14824	15962	17130
Sixth Form	7496	7949	8576	8777	9507	10785	12303	13908
FE/Tertiary	4155	4347	4681	4728	4693	5036	5737	6103
Academy	595
Other	1001	1322	1264	1359	972	1260	1747	1913

GCE A Level MATHEMATICS 2002–2009

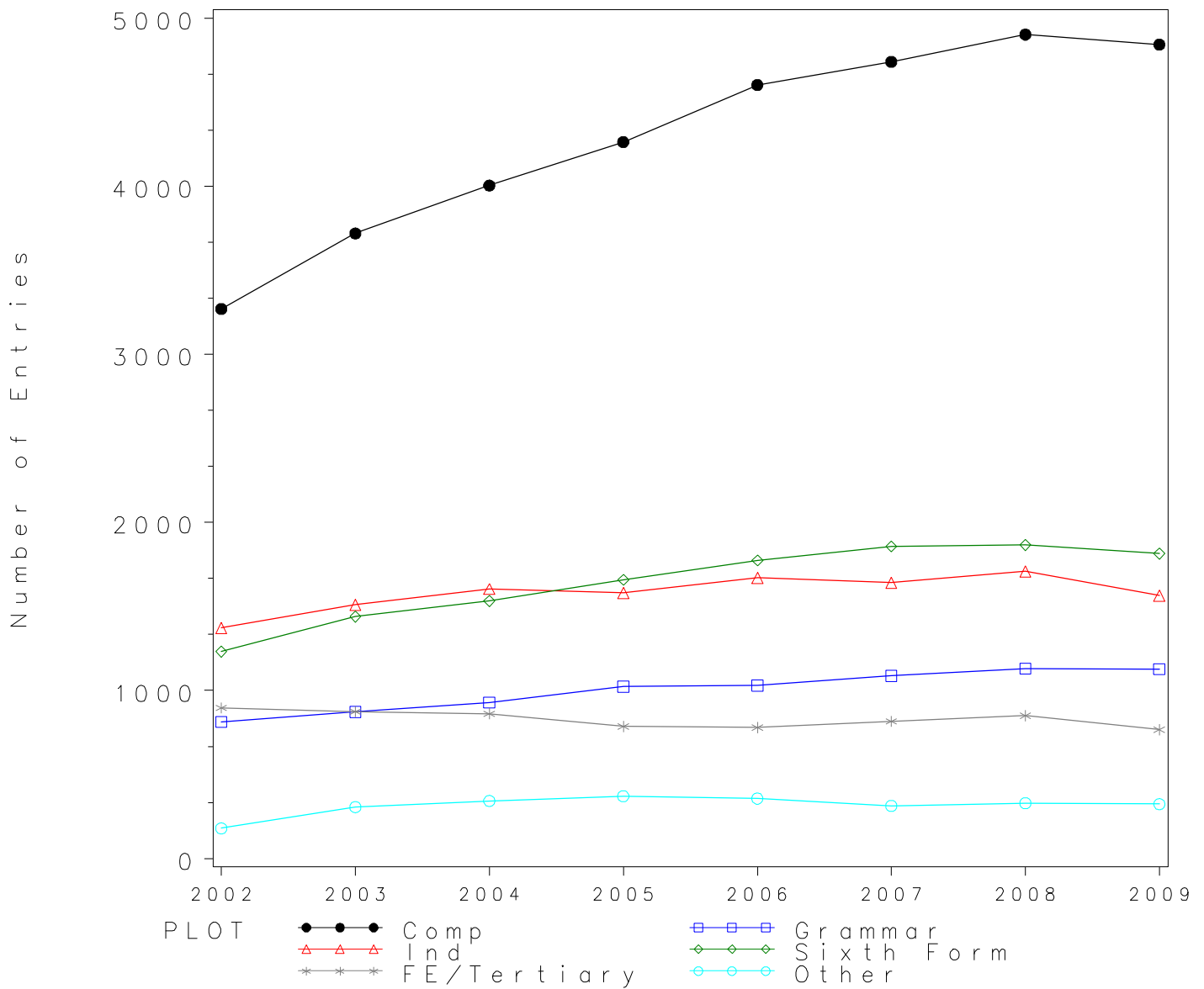
Cumulative % at Grade E by school type



Numbers of GCE A Level entries in MUSIC by school type 2002-2009

schtype	2002	2003	2004	2005	2006	2007	2008	2009
Comprehensive	3270	3720	4005	4264	4603	4741	4903	4843
Grammar	813	873	928	1023	1029	1087	1131	1127
Independent	1372	1510	1605	1581	1671	1642	1708	1565
Sixth Form	1231	1440	1533	1659	1774	1857	1865	1814
FE/Tertiary	897	874	862	786	779	816	850	767
Academy	53
Other	180	306	343	371	357	314	330	324

GCE A Level MUSIC Entries by school type 2002–2009



*GCE A Level MUSIC Grade A by school type 2002- 2009
Cumulative Percentages*

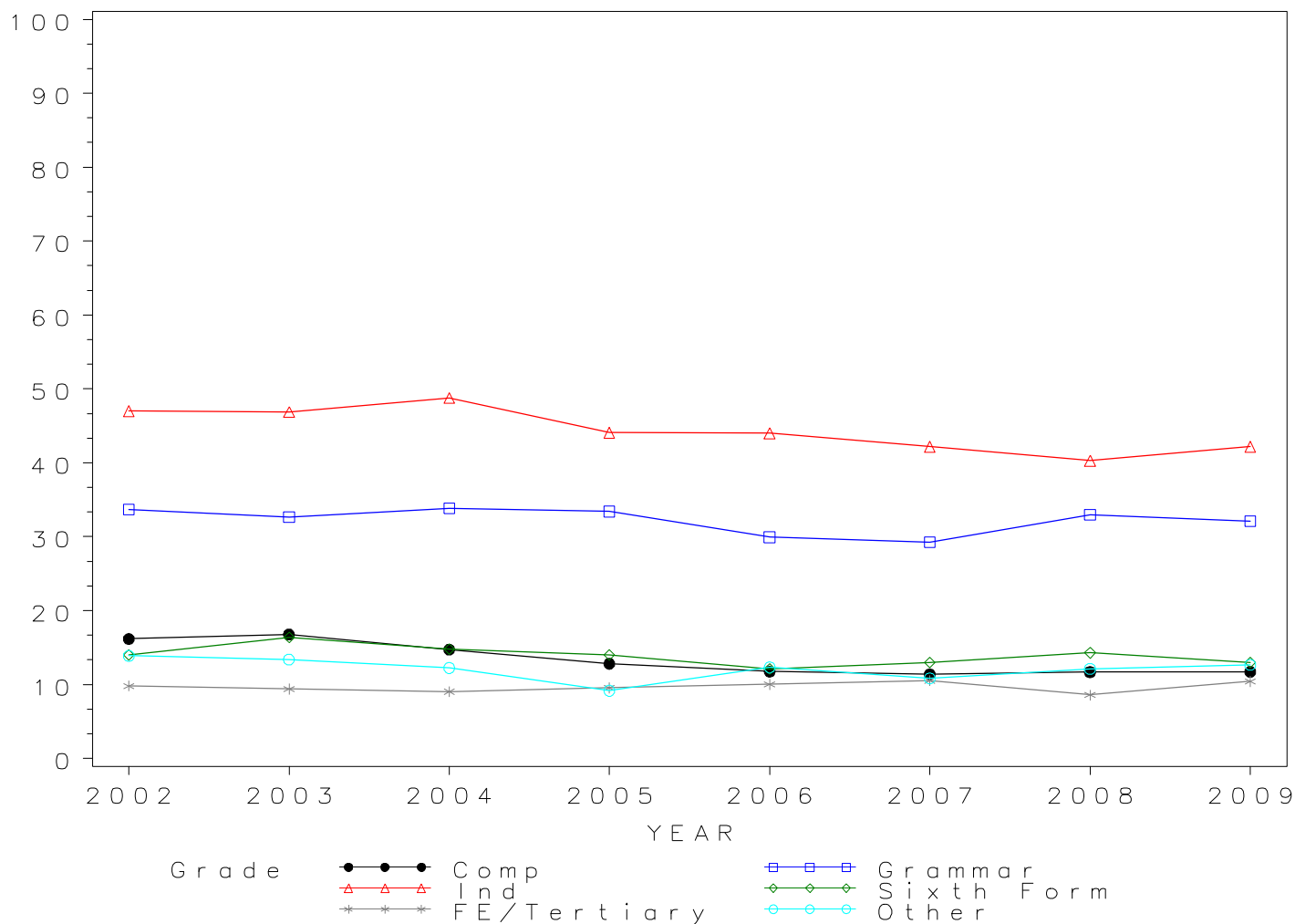
schtype	2002	2003	2004	2005	2006	2007	2008	2009
Comprehensive	16.18	16.77	14.73	12.80	11.75	11.39	11.69	11.73
Grammar	33.70	32.65	33.84	33.43	29.93	29.25	32.98	32.12
Independent	47.00	46.90	48.80	44.10	44.00	42.20	40.30	42.20
Sixth Form	14.00	16.40	14.80	14.00	12.10	13.00	14.30	13.00
FE/Tertiary	9.81	9.38	9.05	9.54	10.01	10.54	8.59	10.43
Academy	15.09
Other	13.89	13.40	12.24	9.16	12.32	10.83	12.12	12.65

Cumulative Numbers

schtype	2002	2003	2004	2005	2006	2007	2008	2009
Comprehensive	529	624	590	546	541	540	573	568
Grammar	274	285	314	342	308	318	373	362
Independent	645	708	783	697	735	693	688	660
Sixth Form	172	236	227	232	215	241	267	236
FE/Tertiary	88	82	78	75	78	86	73	80
Academy	8
Other	25	41	42	34	44	34	40	41

GCE A Level MUSIC 2002–2009

Cumulative % at Grade A by school type



*GCE A Level MUSIC Grade B by school type 2002- 2009
Cumulative Percentages*

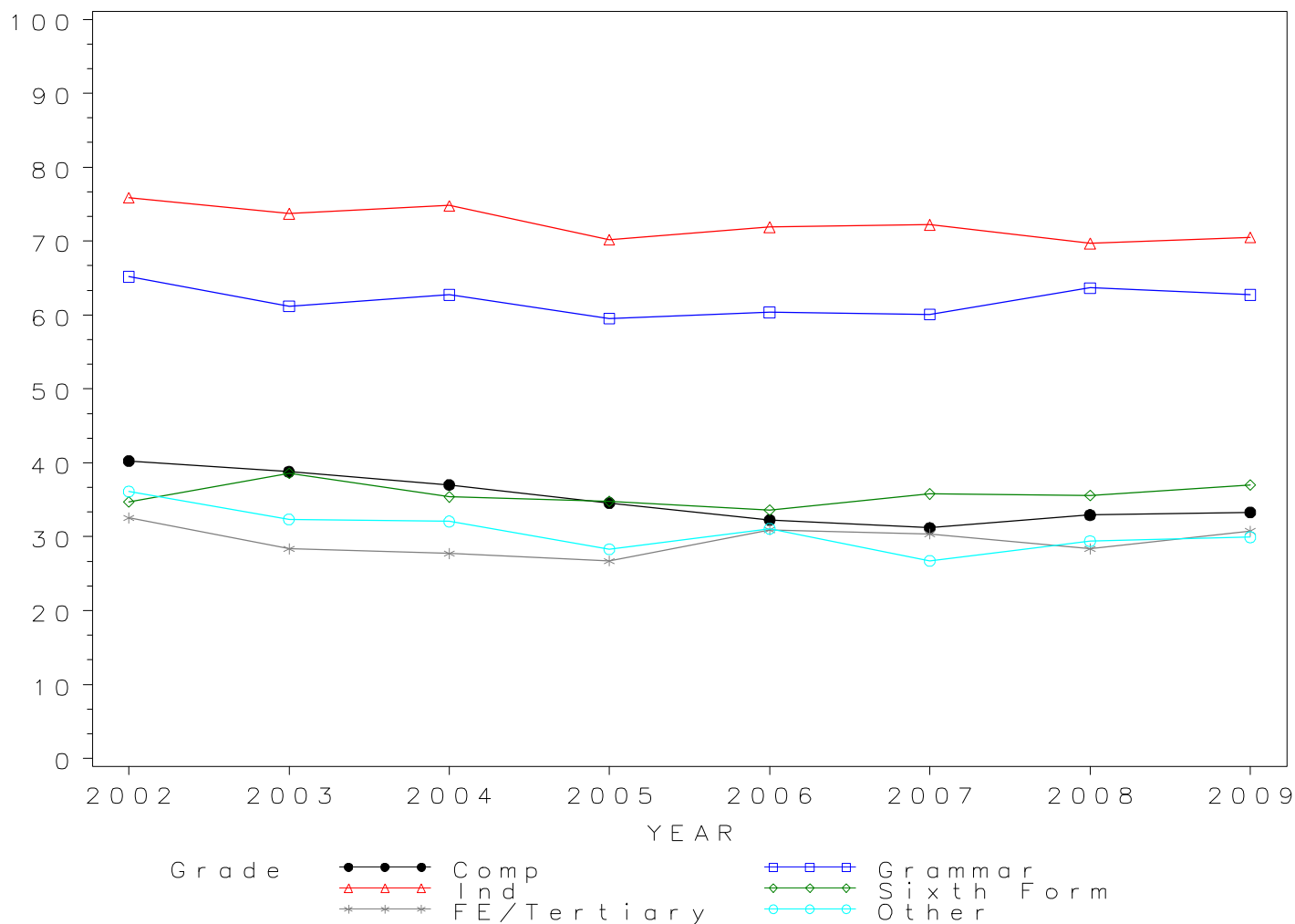
schtype	2002	2003	2004	2005	2006	2007	2008	2009
Comprehensive	40.24	38.79	37.03	34.57	32.26	31.20	32.94	33.31
Grammar	65.19	61.17	62.72	59.53	60.35	60.07	63.66	62.73
Independent	75.90	73.70	74.80	70.20	71.90	72.20	69.70	70.50
Sixth Form	34.70	38.60	35.40	34.80	33.60	35.80	35.60	37.00
FE/Tertiary	32.55	28.38	27.73	26.72	30.94	30.39	28.35	30.77
Academy	41.51
Other	36.11	32.35	32.07	28.30	31.09	26.75	29.39	29.94

Cumulative Numbers

schtype	2002	2003	2004	2005	2006	2007	2008	2009
Comprehensive	1316	1443	1483	1474	1485	1479	1615	1613
Grammar	530	534	582	609	621	653	720	707
Independent	1041	1113	1201	1110	1201	1186	1190	1103
Sixth Form	427	556	543	577	596	665	664	671
FE/Tertiary	292	248	239	210	241	248	241	236
Academy	22
Other	65	99	110	105	111	84	97	97

GCE A Level MUSIC 2002–2009

Cumulative % at Grade B by school type



*GCE A Level MUSIC Grade C by school type 2002- 2009
Cumulative Percentages*

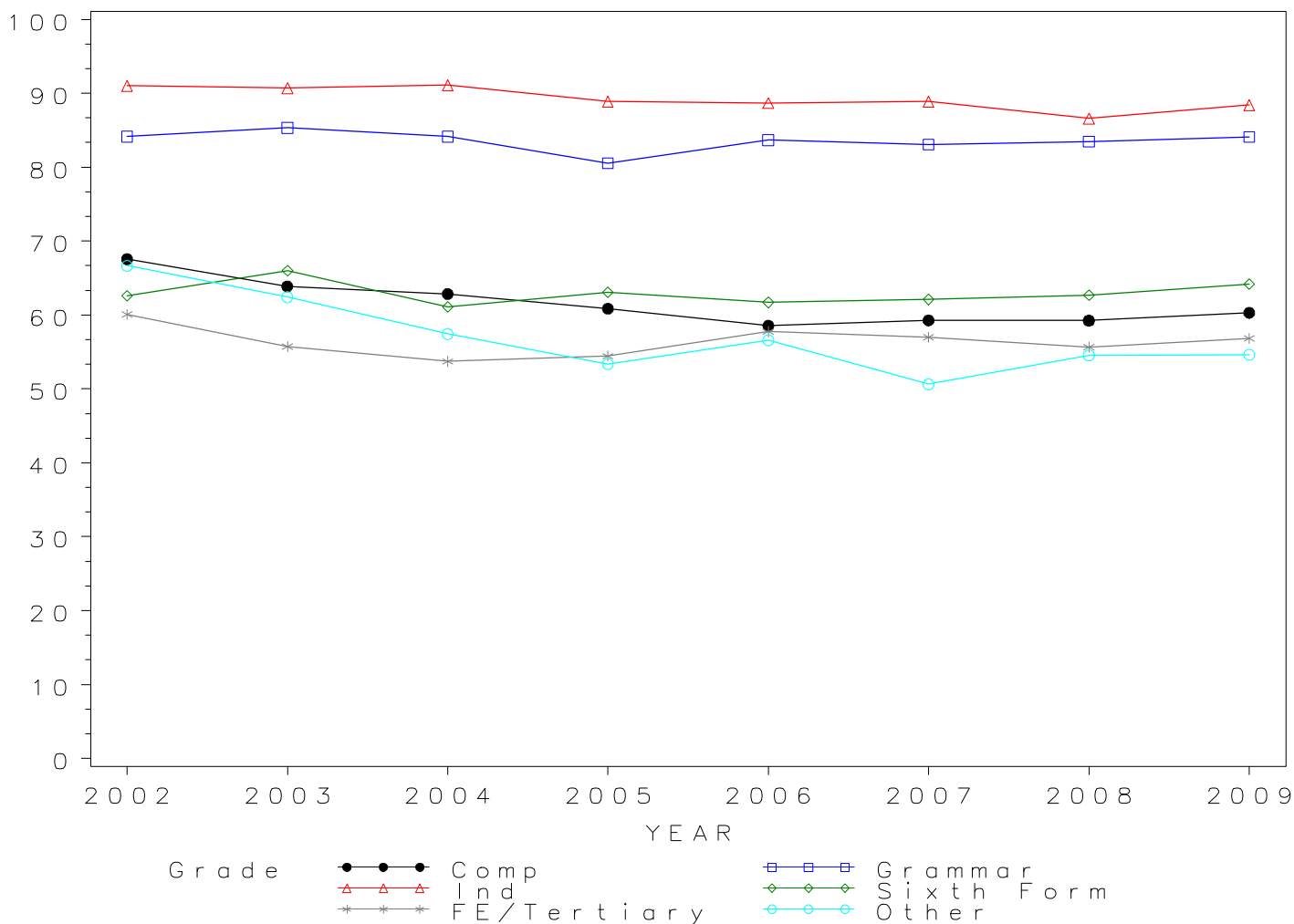
schtype	2002	2003	2004	2005	2006	2007	2008	2009
Comprehensive	67.55	63.87	62.85	60.86	58.55	59.27	59.25	60.29
Grammar	84.13	85.34	84.16	80.55	83.67	83.07	83.47	84.12
Independent	91.00	90.70	91.10	88.90	88.70	88.90	86.60	88.40
Sixth Form	62.60	66.00	61.10	63.10	61.70	62.10	62.70	64.20
FE/Tertiary	60.09	55.72	53.71	54.45	57.77	56.99	55.65	56.84
Academy	58.49
Other	66.67	62.42	57.43	53.37	56.58	50.64	54.55	54.63

Cumulative Numbers

schtype	2002	2003	2004	2005	2006	2007	2008	2009
Comprehensive	2209	2376	2517	2595	2695	2810	2905	2920
Grammar	684	745	781	824	861	903	944	948
Independent	1249	1370	1462	1406	1482	1460	1479	1383
Sixth Form	771	950	937	1047	1095	1153	1169	1165
FE/Tertiary	539	487	463	428	450	465	473	436
Academy	31
Other	120	191	197	198	202	159	180	177

GCE A Level MUSIC 2002–2009

Cumulative % at Grade C by school type



*GCE A Level MUSIC Grade D by school type 2002- 2009
Cumulative Percentages*

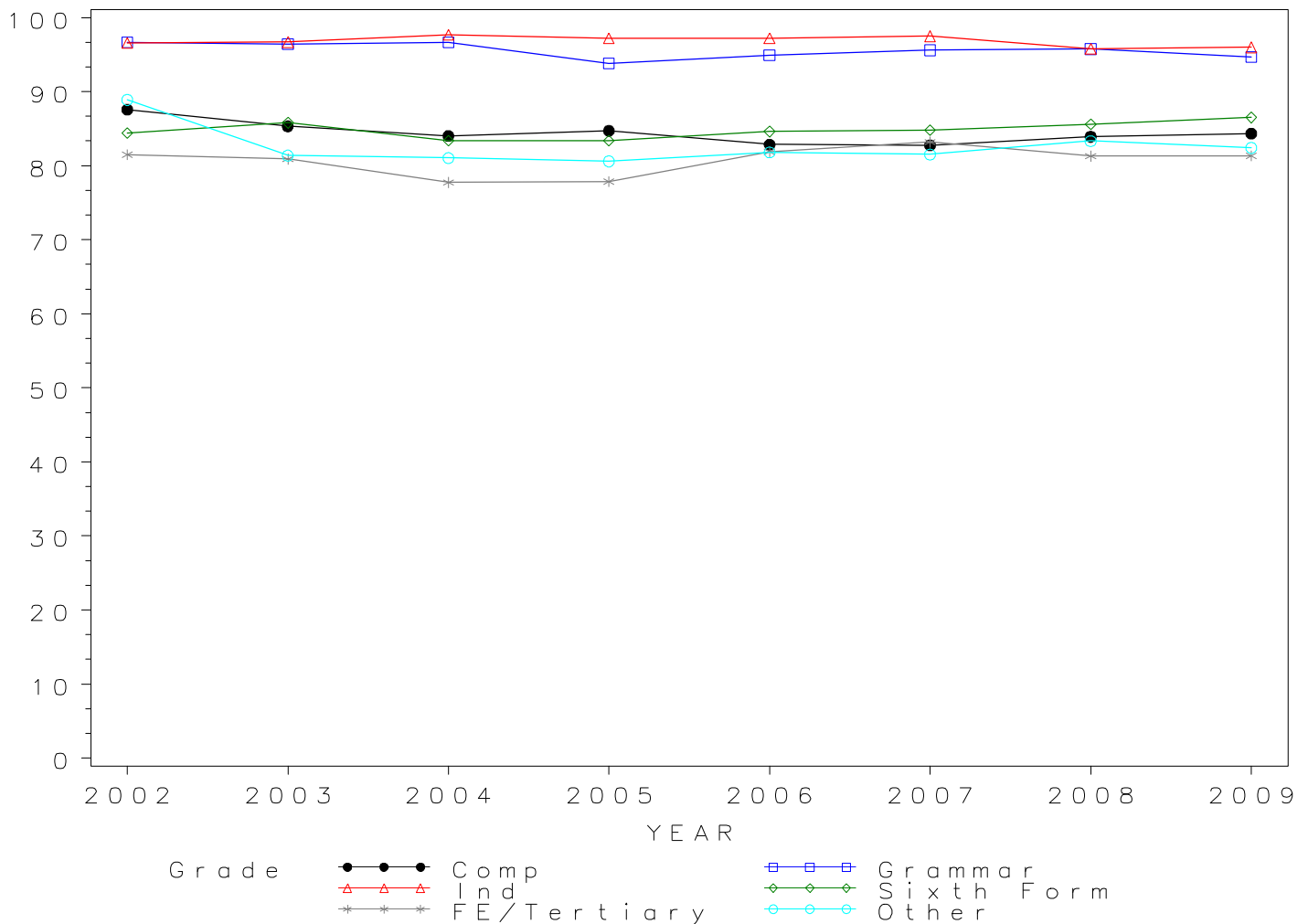
schtype	2002	2003	2004	2005	2006	2007	2008	2009
Comprehensive	87.58	85.32	84.02	84.71	82.86	82.75	83.91	84.35
Grammar	96.68	96.45	96.66	93.84	94.95	95.58	95.76	94.68
Independent	96.60	96.70	97.70	97.20	97.20	97.50	95.80	96.00
Sixth Form	84.40	85.80	83.40	83.40	84.60	84.80	85.60	86.50
FE/Tertiary	81.49	80.89	77.73	77.86	81.90	83.21	81.29	81.36
Academy	83.02
Other	88.89	81.37	81.05	80.59	81.79	81.53	83.33	82.41

Cumulative Numbers

schtype	2002	2003	2004	2005	2006	2007	2008	2009
Comprehensive	2864	3174	3365	3612	3814	3923	4114	4085
Grammar	786	842	897	960	977	1039	1083	1067
Independent	1325	1460	1568	1537	1624	1601	1636	1502
Sixth Form	1039	1236	1279	1384	1501	1575	1596	1569
FE/Tertiary	731	707	670	612	638	679	691	624
Academy	44
Other	160	249	278	299	292	256	275	267

GCE A Level MUSIC 2002–2009

Cumulative % at Grade D by school type



*GCE A Level MUSIC Grade E by school type 2002- 2009
Cumulative Percentages*

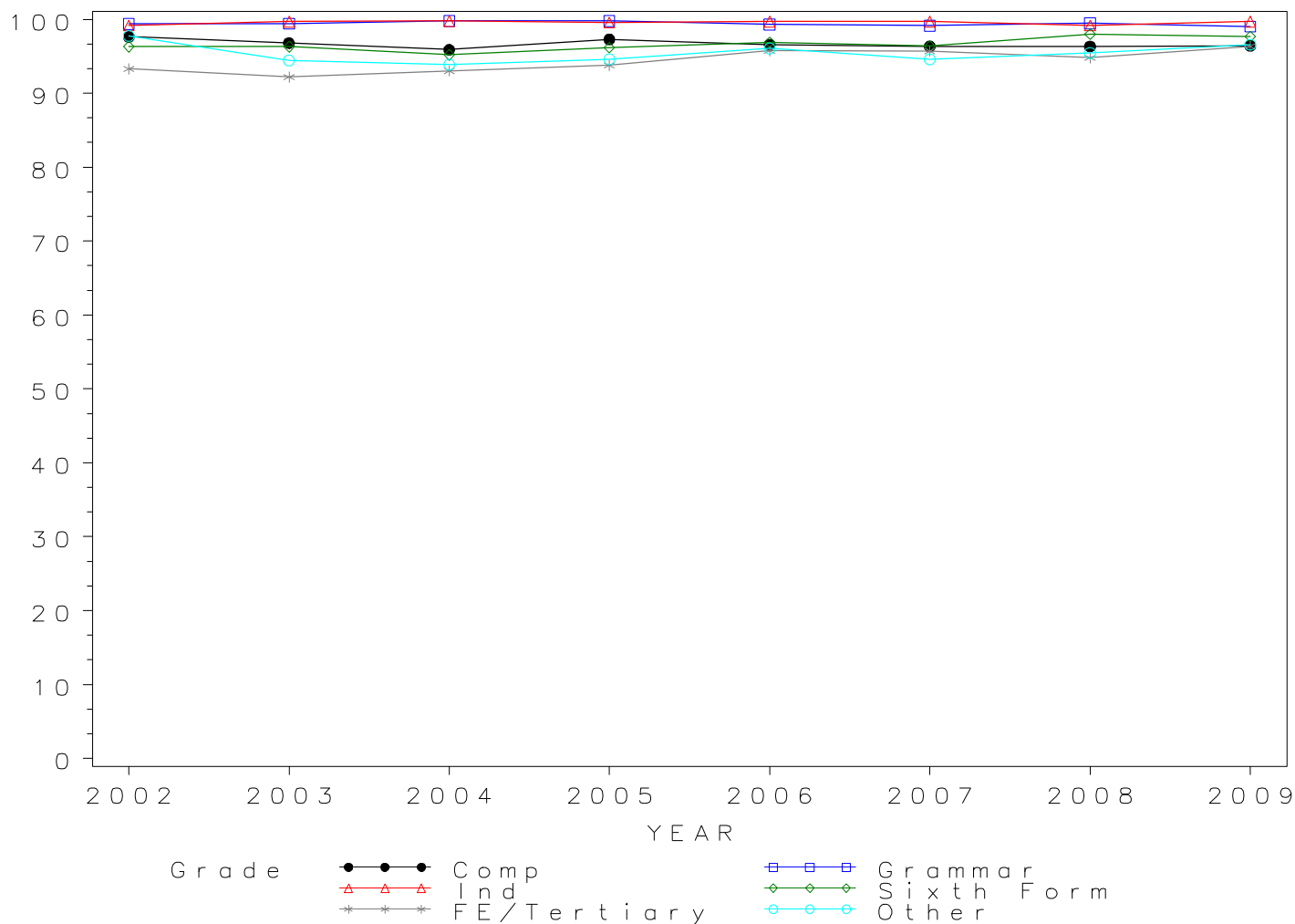
schtype	2002	2003	2004	2005	2006	2007	2008	2009
Comprehensive	97.65	96.80	95.91	97.30	96.59	96.35	96.33	96.43
Grammar	99.38	99.43	99.78	99.80	99.32	99.17	99.47	99.02
Independent	99.20	99.70	99.80	99.60	99.70	99.70	99.20	99.70
Sixth Form	96.30	96.30	95.20	96.20	96.90	96.40	98.00	97.70
FE/Tertiary	93.31	92.22	93.04	93.77	95.76	95.71	94.82	96.35
Academy	94.34
Other	97.78	94.44	93.88	94.61	96.08	94.59	95.45	96.60

Cumulative Numbers

schtype	2002	2003	2004	2005	2006	2007	2008	2009
Comprehensive	3193	3601	3841	4149	4446	4568	4723	4670
Grammar	808	868	926	1021	1022	1078	1125	1116
Independent	1361	1505	1602	1575	1666	1637	1694	1560
Sixth Form	1185	1387	1459	1596	1719	1790	1828	1772
FE/Tertiary	837	806	802	737	746	781	806	739
Academy	50
Other	176	289	322	351	343	297	315	313

GCE A Level MUSIC 2002–2009

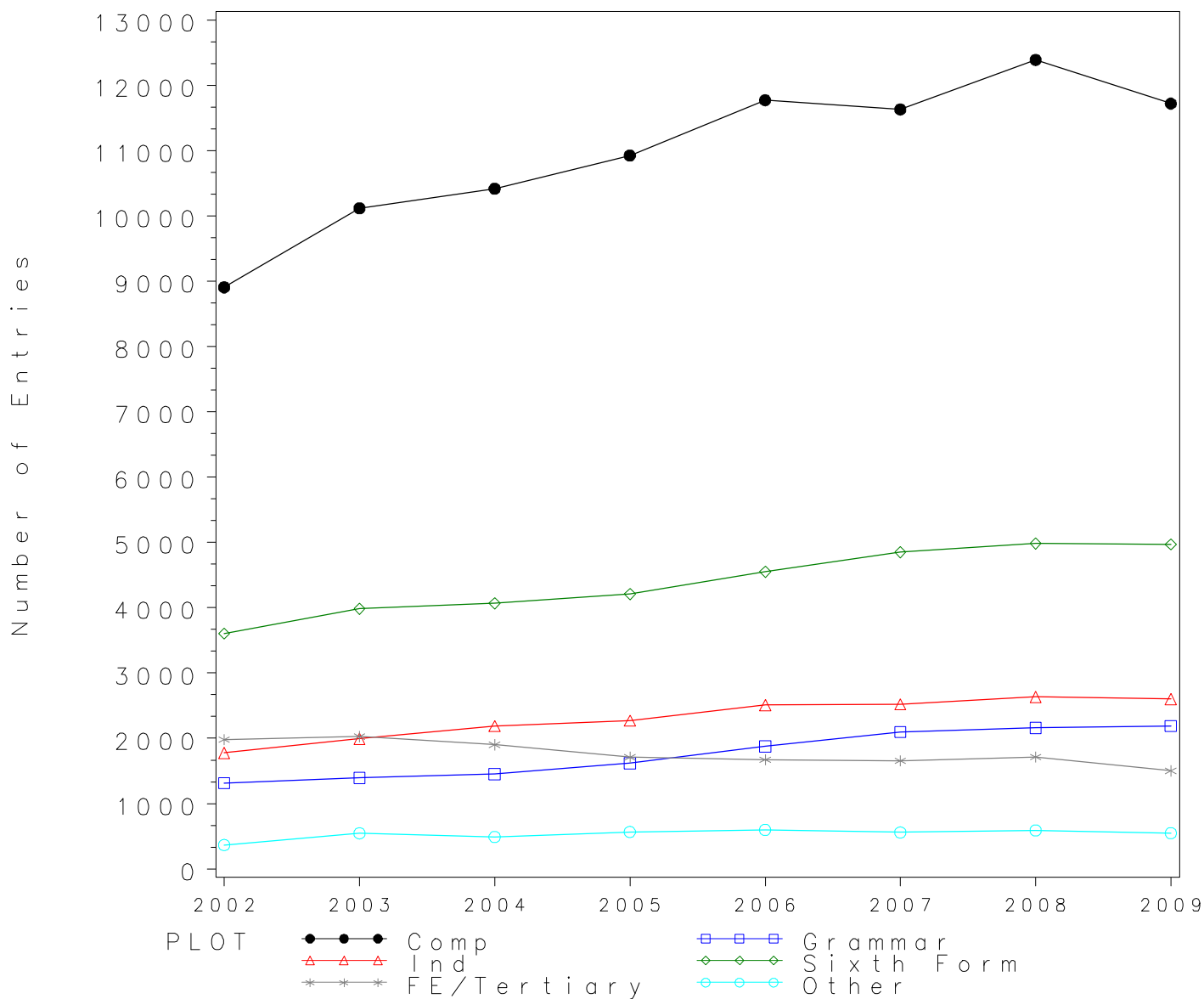
Cumulative % at Grade E by school type



Numbers of GCE A Level entries in PE/SPORT by school type 2002- 2009

schtype	2002	2003	2004	2005	2006	2007	2008	2009
Comprehensive	8908	10120	10420	10927	11774	11633	12391	11722
Grammar	1316	1396	1454	1620	1876	2098	2160	2189
Independent	1778	1993	2190	2274	2510	2524	2636	2602
Sixth Form	3606	3986	4067	4211	4551	4852	4982	4971
FE/Tertiary	1981	2029	1901	1711	1673	1657	1715	1503
Academy	194
Other	367	546	489	567	600	559	590	547

GCE A Level PE/SPORT Entries by school type 2002—2009



*GCE A Level PE/SPORT Grade A by school type 2002- 2009
Cumulative Percentages*

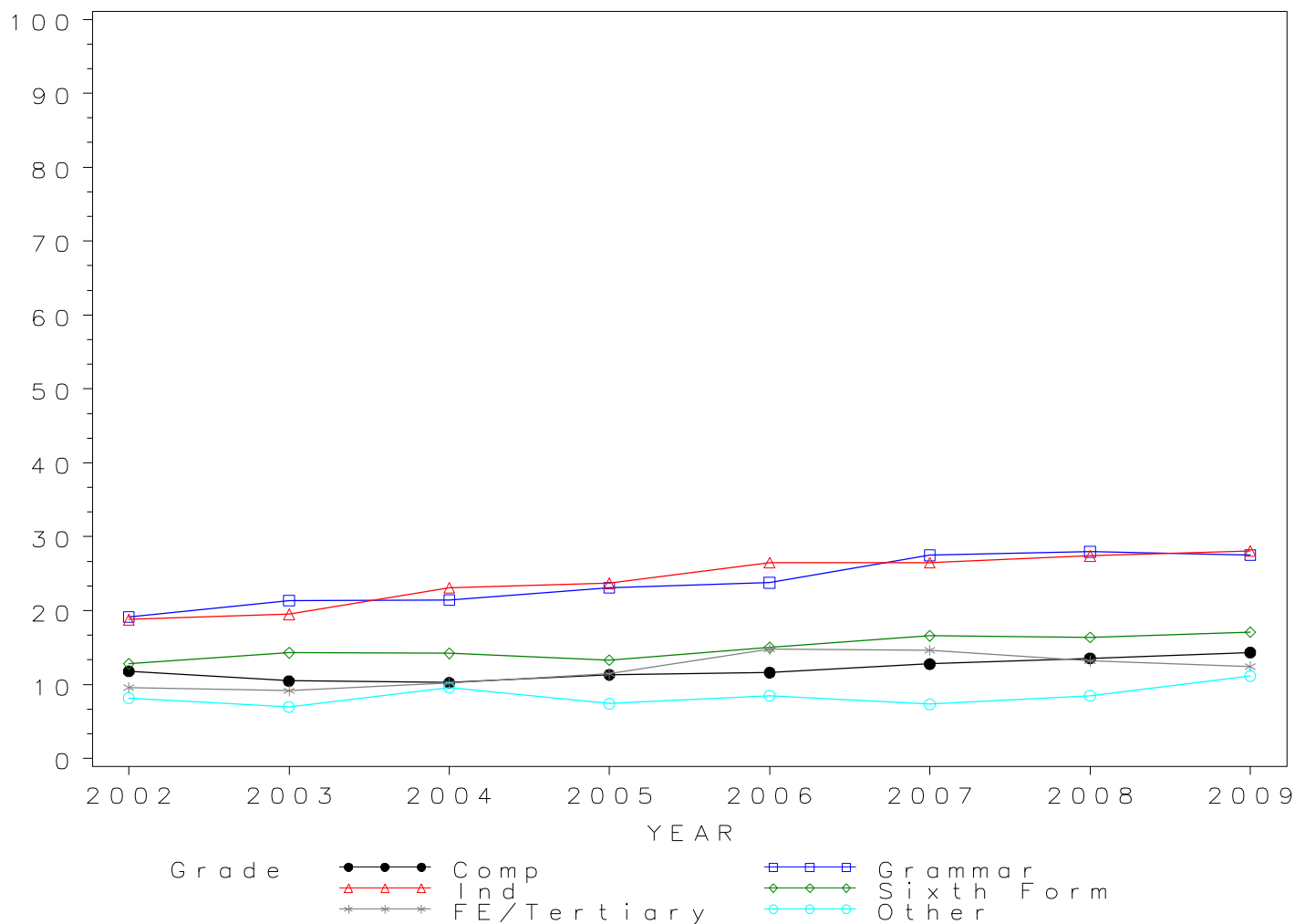
schtype	2002	2003	2004	2005	2006	2007	2008	2009
Comprehensive	11.79	10.48	10.25	11.30	11.61	12.78	13.53	14.33
Grammar	19.15	21.35	21.46	23.09	23.77	27.50	27.96	27.55
Independent	18.80	19.50	23.10	23.70	26.50	26.50	27.40	28.10
Sixth Form	12.80	14.30	14.20	13.30	15.00	16.60	16.40	17.10
FE/Tertiary	9.59	9.17	10.21	11.46	14.76	14.67	13.18	12.44
Academy	6.70
Other	8.17	6.96	9.61	7.41	8.50	7.33	8.47	11.15

Cumulative Numbers

schtype	2002	2003	2004	2005	2006	2007	2008	2009
Comprehensive	1050	1061	1068	1235	1367	1487	1677	1680
Grammar	252	298	312	374	446	577	604	603
Independent	334	389	506	539	665	669	722	731
Sixth Form	462	570	578	560	683	805	817	850
FE/Tertiary	190	186	194	196	247	243	226	187
Academy	13
Other	30	38	47	42	51	41	50	61

GCE A Level PE/SPORT 2002–2009

Cumulative % at Grade A by school type



*GCE A Level PE/SPORT Grade B by school type 2002- 2009
Cumulative Percentages*

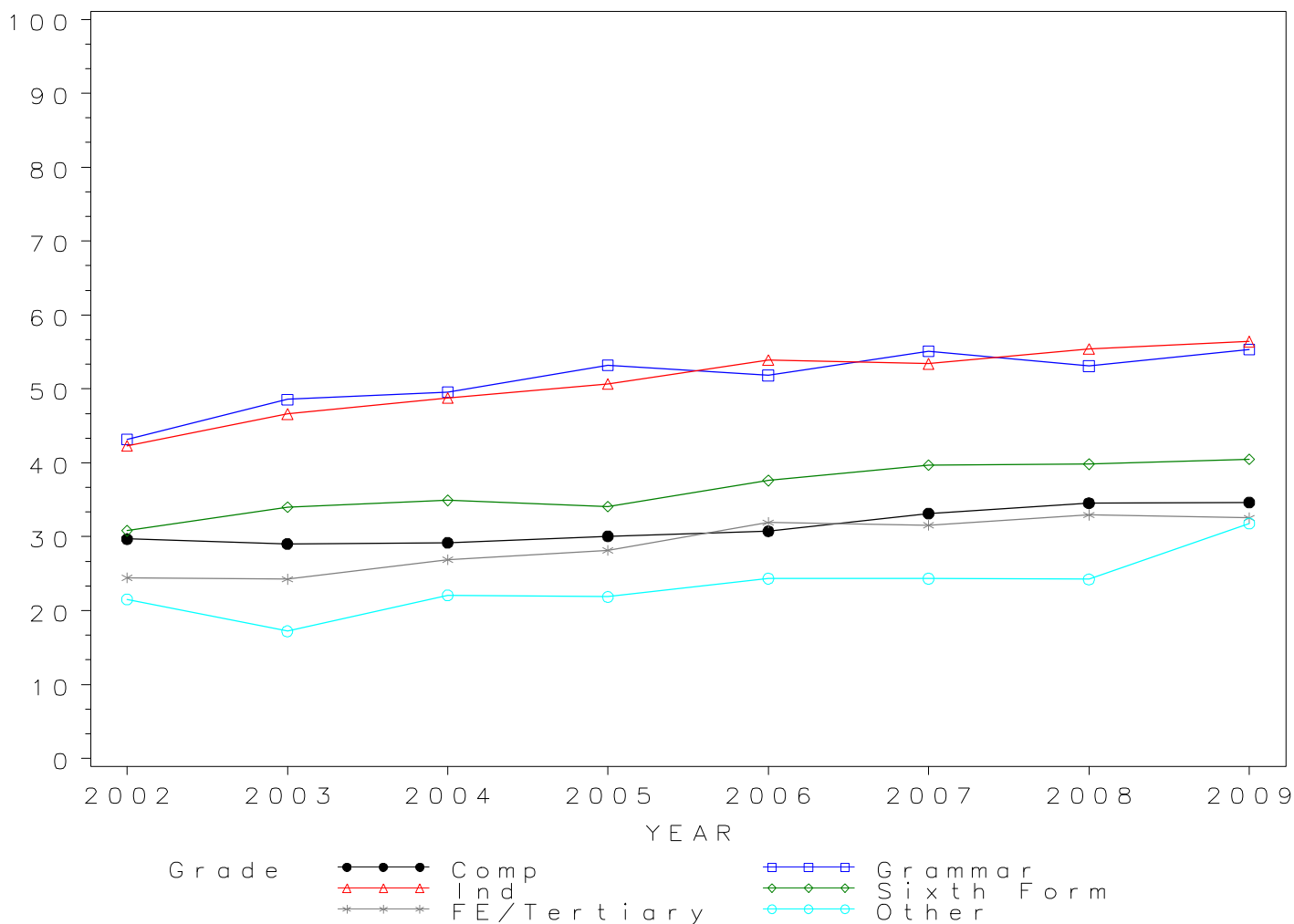
schtype	2002	2003	2004	2005	2006	2007	2008	2009
Comprehensive	29.69	29.03	29.18	30.07	30.74	33.15	34.53	34.64
Grammar	43.16	48.57	49.59	53.21	51.81	55.10	53.10	55.32
Independent	42.30	46.60	48.80	50.70	53.90	53.40	55.40	56.40
Sixth Form	30.80	34.00	34.90	34.10	37.60	39.70	39.80	40.50
FE/Tertiary	24.43	24.25	26.88	28.17	31.92	31.56	32.94	32.53
Academy	26.80
Other	21.53	17.22	22.09	21.87	24.33	24.33	24.24	31.81

Cumulative Numbers

schtype	2002	2003	2004	2005	2006	2007	2008	2009
Comprehensive	2645	2938	3041	3286	3619	3856	4279	4060
Grammar	568	678	721	862	972	1156	1147	1211
Independent	752	929	1069	1153	1353	1348	1460	1468
Sixth Form	1111	1355	1419	1436	1711	1926	1983	2013
FE/Tertiary	484	492	511	482	534	523	565	489
Academy	52
Other	79	94	108	124	146	136	143	174

GCE A Level PE/SPORT 2002–2009

Cumulative % at Grade B by school type



*GCE A Level PE/SPORT Grade C by school type 2002- 2009
Cumulative Percentages*

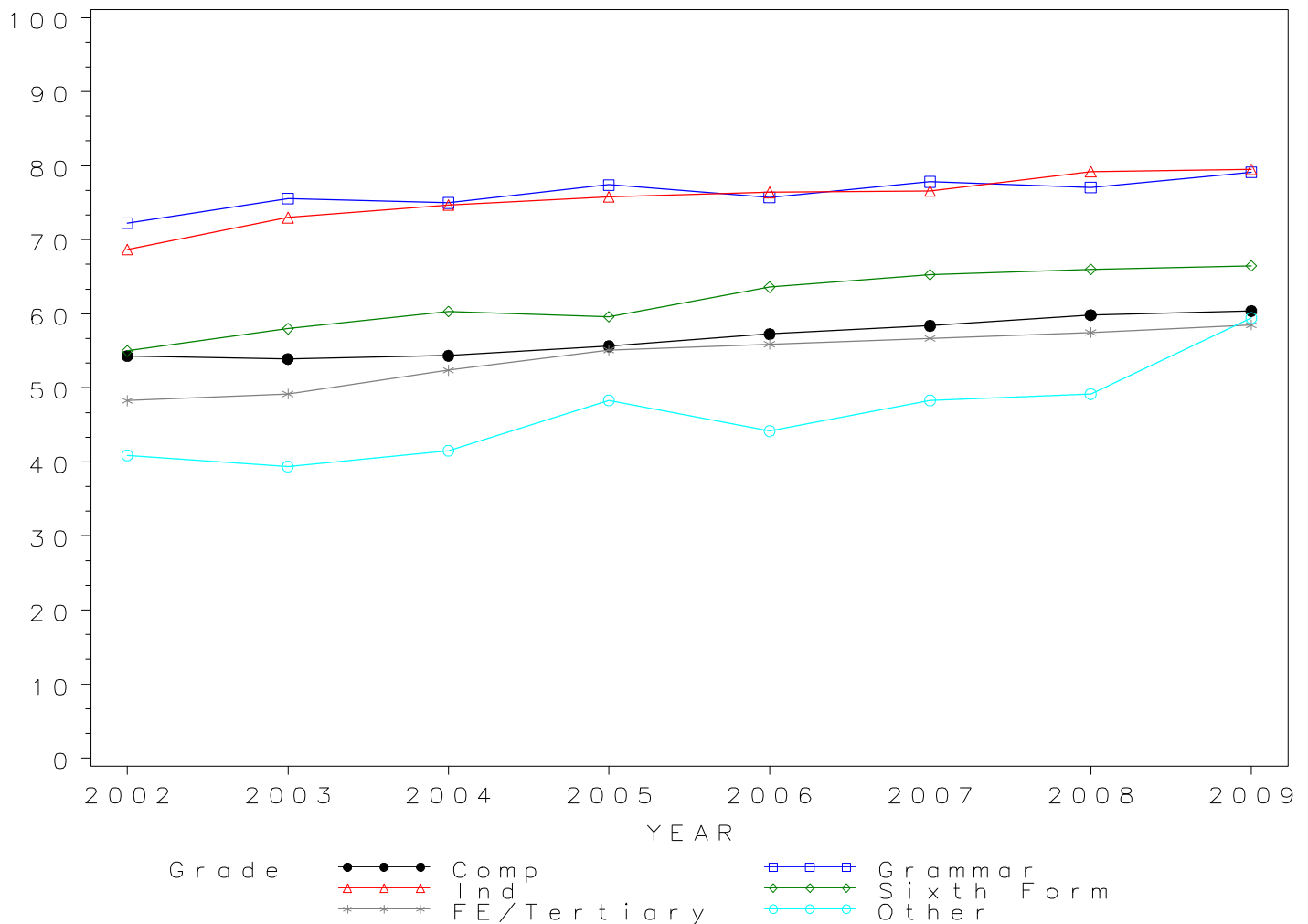
schtype	2002	2003	2004	2005	2006	2007	2008	2009
Comprehensive	54.30	53.89	54.35	55.62	57.27	58.39	59.82	60.37
Grammar	72.26	75.57	74.97	77.41	75.75	77.84	77.08	79.12
Independent	68.70	73.00	74.70	75.80	76.40	76.60	79.20	79.50
Sixth Form	55.00	58.00	60.30	59.60	63.60	65.30	66.00	66.50
FE/Tertiary	48.26	49.19	52.39	55.11	55.89	56.67	57.49	58.48
Academy	58.25
Other	40.87	39.38	41.51	48.32	44.17	48.30	49.15	59.41

Cumulative Numbers

schtype	2002	2003	2004	2005	2006	2007	2008	2009
Comprehensive	4837	5454	5663	6078	6743	6792	7412	7077
Grammar	951	1055	1090	1254	1421	1633	1665	1732
Independent	1221	1455	1636	1724	1918	1933	2088	2069
Sixth Form	1983	2312	2452	2510	2894	3168	3288	3306
FE/Tertiary	956	998	996	943	935	939	986	879
Academy	113
Other	150	215	203	274	265	270	290	325

GCE A Level PE/SPORT 2002–2009

Cumulative % at Grade C by school type



*GCE A Level PE/SPORT Grade D by school type 2002- 2009
Cumulative Percentages*

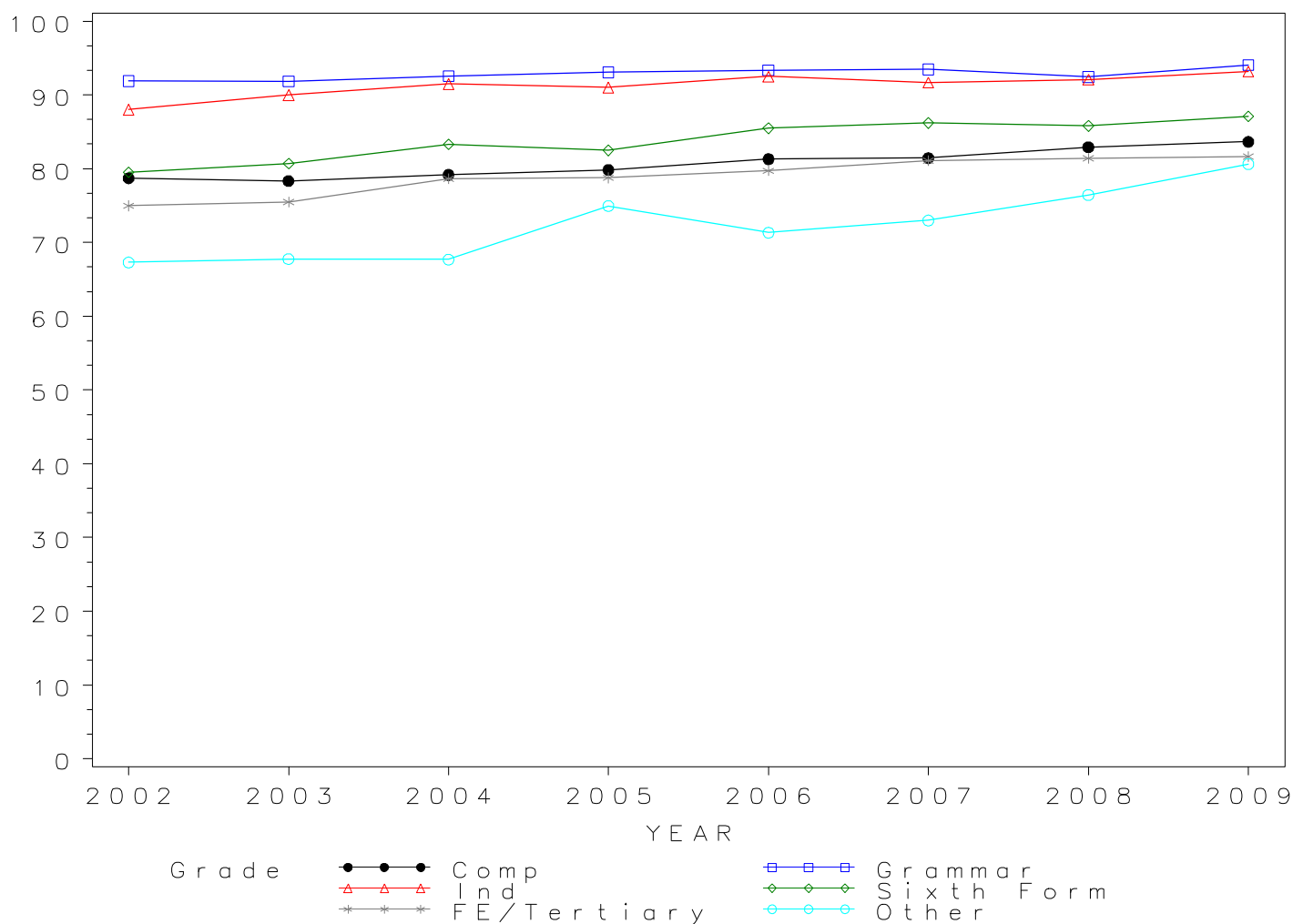
schtype	2002	2003	2004	2005	2006	2007	2008	2009
Comprehensive	78.70	78.33	79.17	79.84	81.30	81.45	82.92	83.65
Grammar	91.87	91.83	92.57	93.09	93.34	93.47	92.45	94.06
Independent	88.00	90.00	91.50	91.00	92.50	91.70	92.10	93.20
Sixth Form	79.50	80.70	83.30	82.50	85.50	86.20	85.80	87.10
FE/Tertiary	74.96	75.51	78.64	78.78	79.74	81.11	81.40	81.64
Academy	78.35
Other	67.30	67.77	67.69	74.96	71.33	72.99	76.44	80.62

Cumulative Numbers

schtype	2002	2003	2004	2005	2006	2007	2008	2009
Comprehensive	7011	7927	8249	8724	9572	9475	10274	9806
Grammar	1209	1282	1346	1508	1751	1961	1997	2059
Independent	1565	1794	2004	2069	2322	2315	2428	2425
Sixth Form	2867	3217	3388	3474	3891	4182	4275	4330
FE/Tertiary	1485	1532	1495	1348	1334	1344	1396	1227
Academy	152
Other	247	370	331	425	428	408	451	441

GCE A Level PE/SPORT 2002–2009

Cumulative % at Grade D by school type



*GCE A Level PE/SPORT Grade E by school type 2002- 2009
Cumulative Percentages*

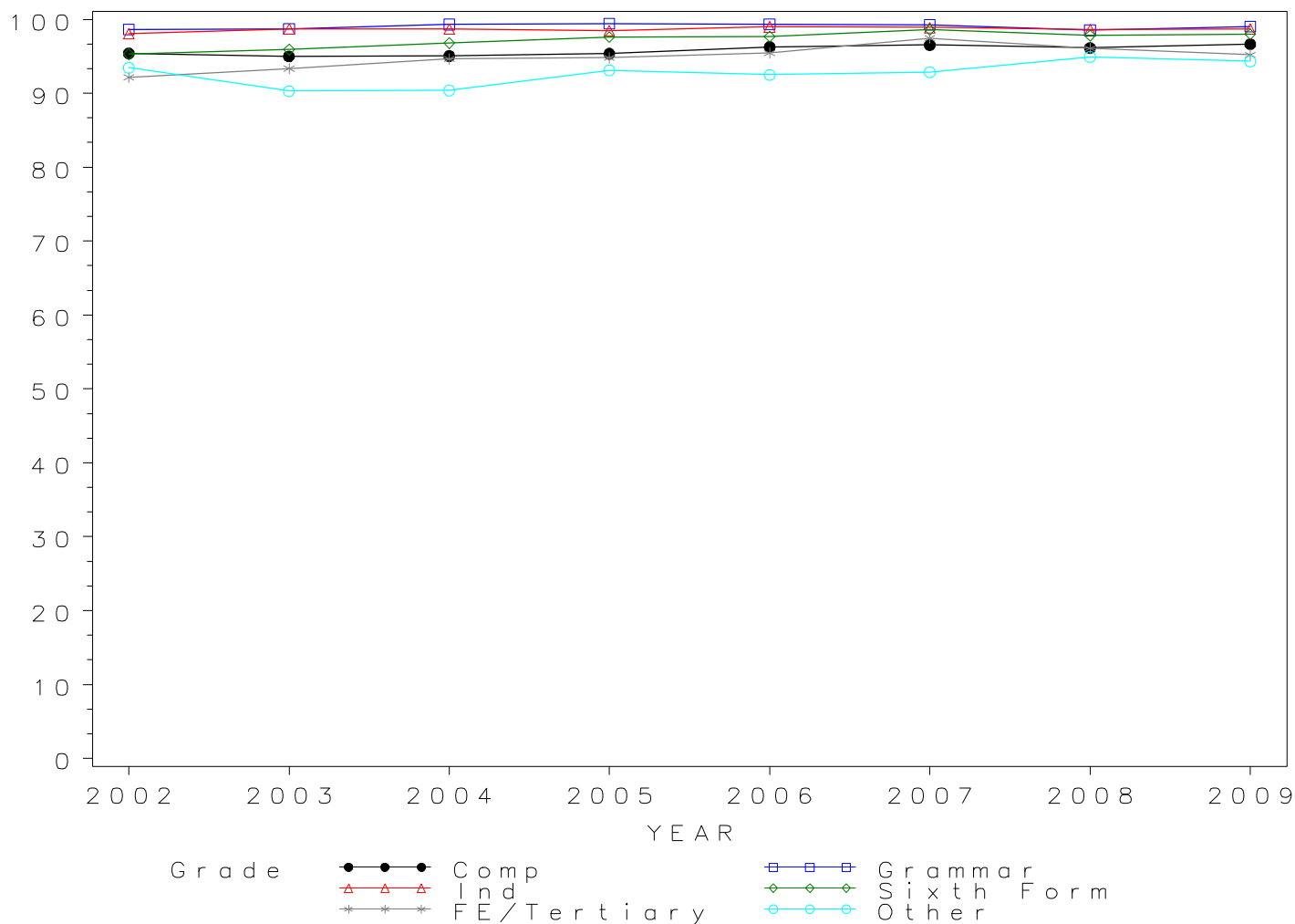
schtype	2002	2003	2004	2005	2006	2007	2008	2009
Comprehensive	95.41	94.99	95.05	95.36	96.27	96.54	96.14	96.65
Grammar	98.63	98.71	99.31	99.44	99.36	99.29	98.52	99.04
Independent	98.10	98.70	98.70	98.50	99.00	98.90	98.60	98.70
Sixth Form	95.30	95.90	96.80	97.60	97.70	98.60	97.80	98.00
FE/Tertiary	92.18	93.35	94.63	94.80	95.46	97.47	96.09	95.21
Academy	94.85
Other	93.46	90.29	90.39	93.12	92.50	92.84	94.92	94.33

Cumulative Numbers

schtype	2002	2003	2004	2005	2006	2007	2008	2009
Comprehensive	8499	9613	9904	10420	11335	11231	11913	11329
Grammar	1298	1378	1444	1611	1864	2083	2128	2168
Independent	1744	1967	2162	2240	2485	2496	2599	2568
Sixth Form	3437	3823	3937	4110	4446	4784	4872	4872
FE/Tertiary	1826	1894	1799	1622	1597	1615	1648	1431
Academy	184
Other	343	493	442	528	555	519	560	516

GCE A Level PE/SPORT 2002–2009

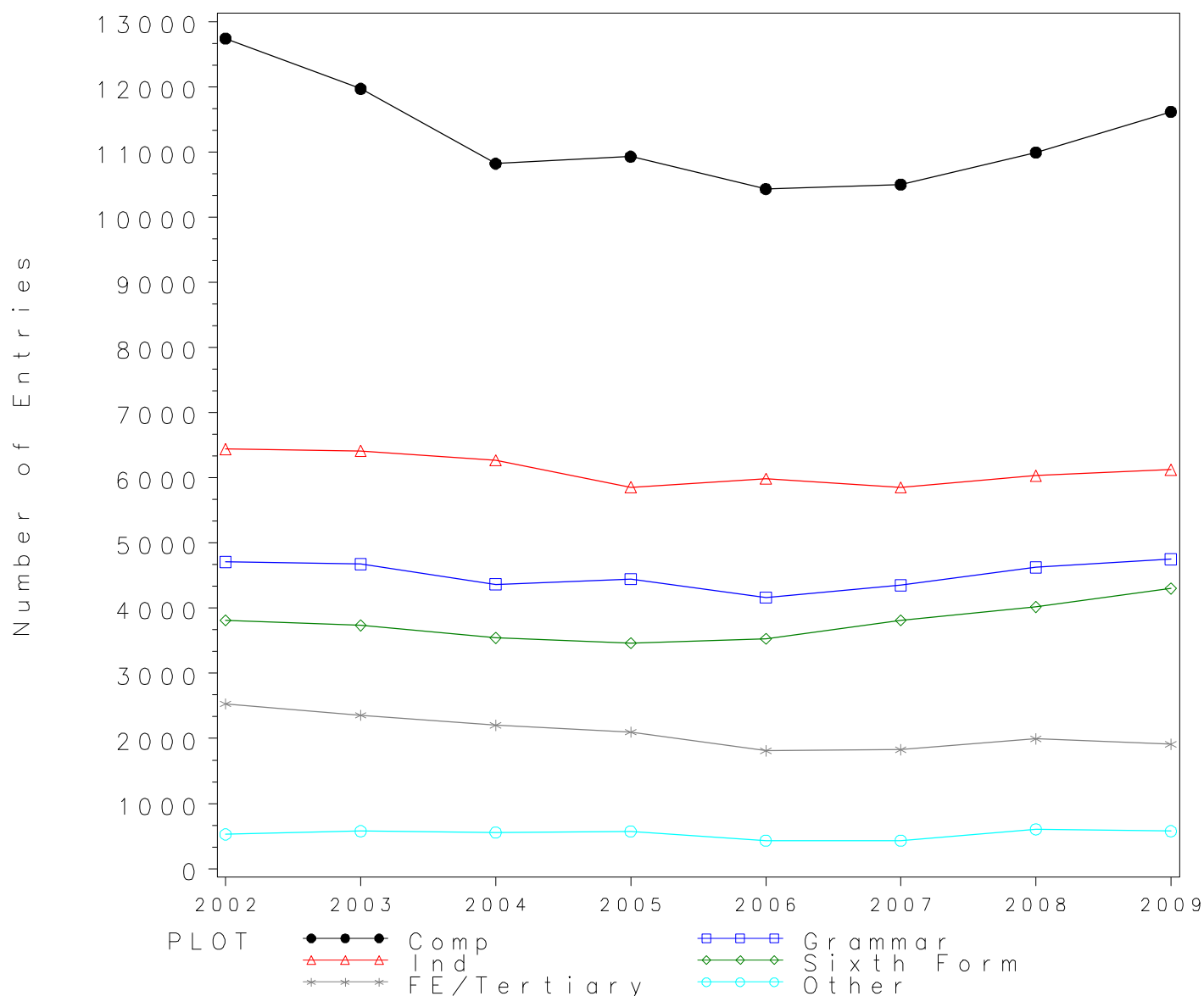
Cumulative % at Grade E by school type



Numbers of GCE A Level entries in PHYSICS by school type 2002- 2009

schtype	2002	2003	2004	2005	2006	2007	2008	2009
Comprehensive	12742	11971	10823	10930	10433	10503	10994	11617
Grammar	4710	4678	4365	4447	4162	4349	4628	4751
Independent	6443	6414	6270	5856	5988	5855	6032	6123
Sixth Form	3813	3733	3543	3465	3530	3815	4018	4302
FE/Tertiary	2532	2357	2202	2097	1810	1827	1994	1909
Academy	277
Other	528	577	557	575	433	433	605	577

GCE A Level PHYSICS Entries by school type 2002–2009



*GCE A Level PHYSICS Grade A by school type 2002- 2009
Cumulative Percentages*

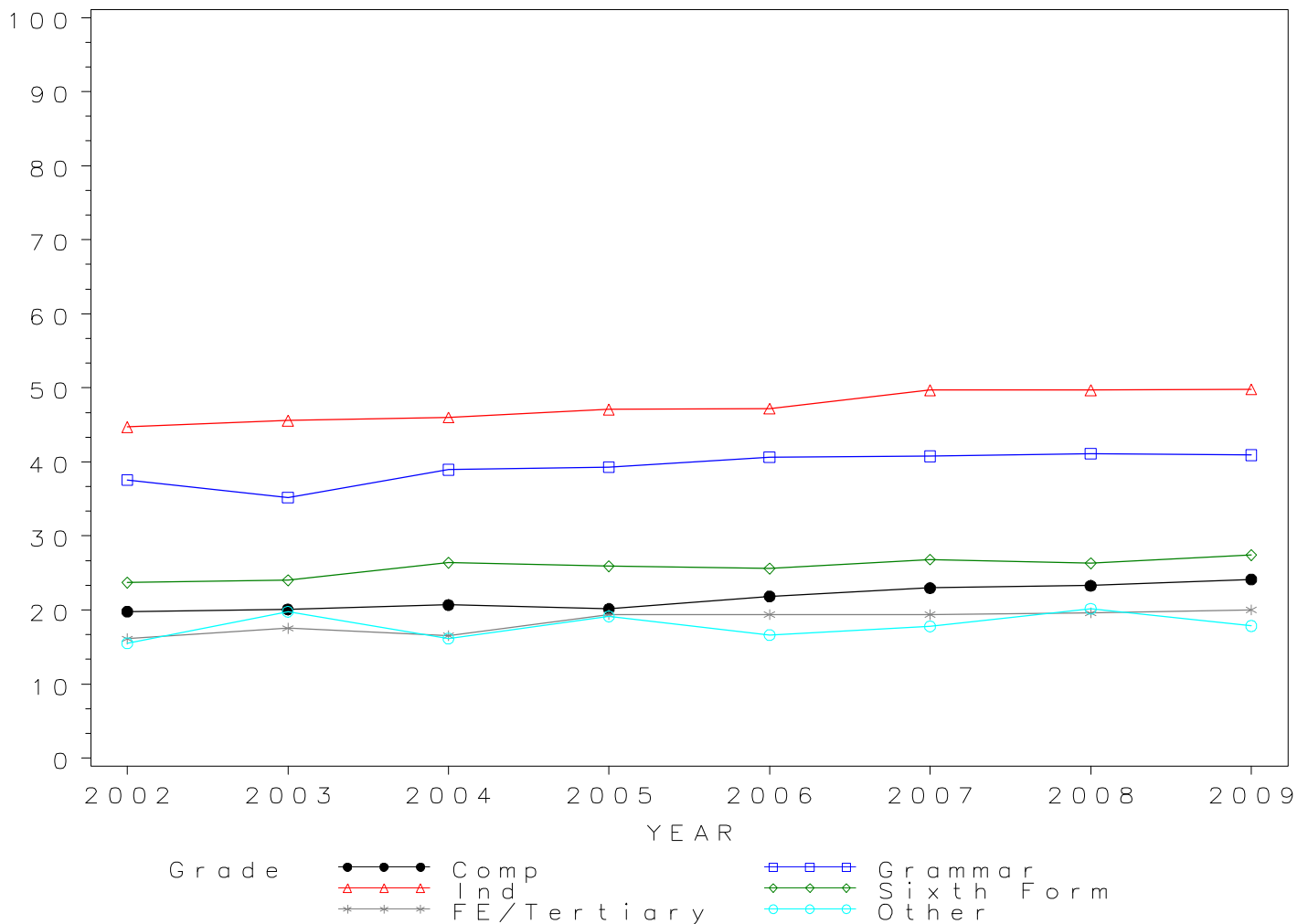
schtype	2002	2003	2004	2005	2006	2007	2008	2009
Comprehensive	19.79	20.07	20.69	20.14	21.84	22.97	23.29	24.12
Grammar	37.56	35.19	38.95	39.28	40.65	40.77	41.12	40.94
Independent	44.70	45.60	46.00	47.10	47.20	49.70	49.70	49.80
Sixth Form	23.70	24.00	26.40	25.90	25.60	26.80	26.30	27.40
FE/Tertiary	16.11	17.52	16.53	19.41	19.39	19.38	19.61	20.01
Academy	18.77
Other	15.53	19.76	16.16	19.13	16.63	17.78	20.17	17.85

Cumulative Numbers

schtype	2002	2003	2004	2005	2006	2007	2008	2009
Comprehensive	2522	2403	2239	2201	2279	2413	2560	2802
Grammar	1769	1646	1700	1747	1692	1773	1903	1945
Independent	2880	2925	2884	2758	2826	2910	2998	3049
Sixth Form	904	896	935	897	904	1022	1057	1179
FE/Tertiary	408	413	364	407	351	354	391	382
Academy	52
Other	82	114	90	110	72	77	122	103

GCE A Level PHYSICS 2002–2009

Cumulative % at Grade A by school type



*GCE A Level PHYSICS Grade B by school type 2002- 2009
Cumulative Percentages*

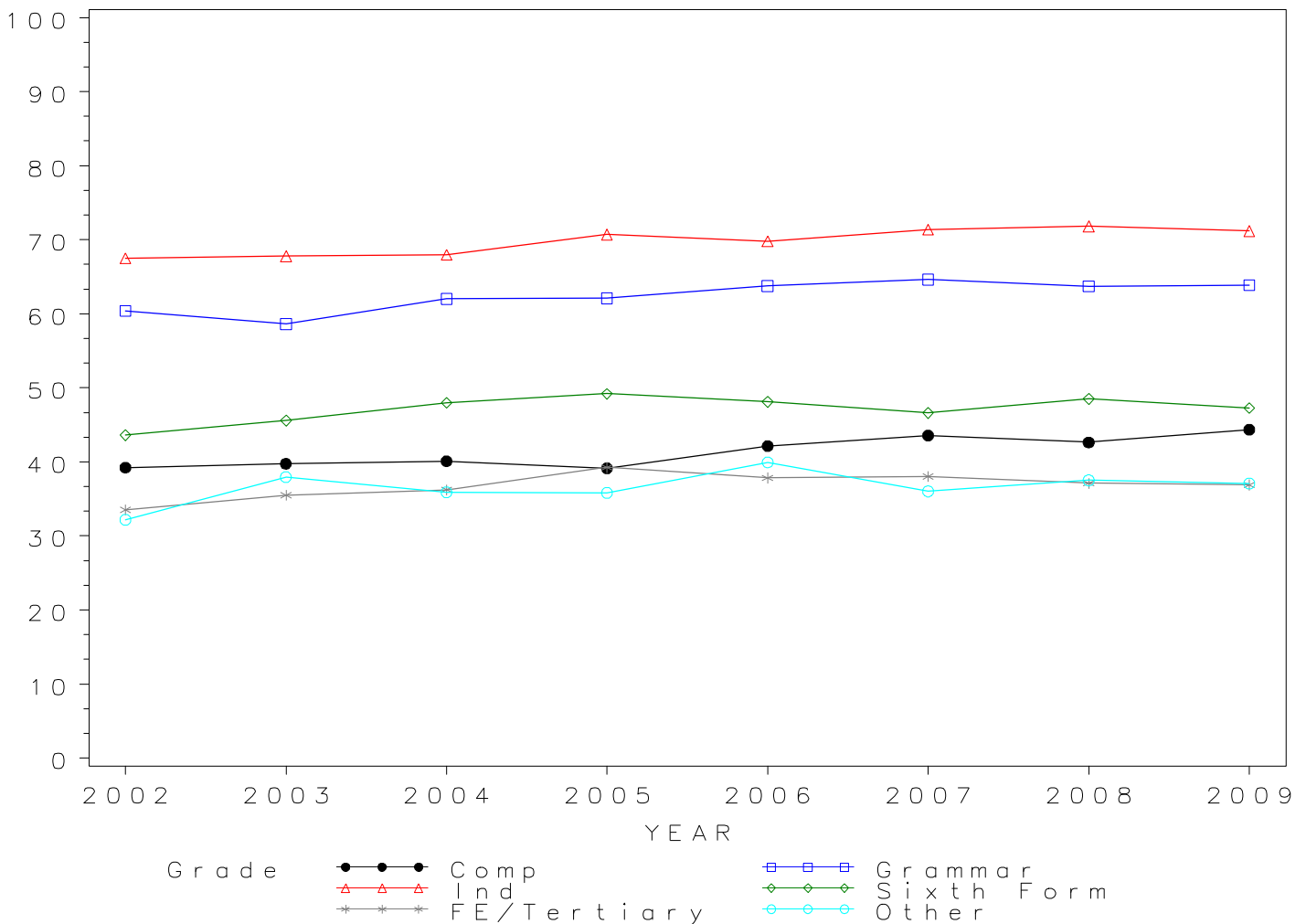
schtype	2002	2003	2004	2005	2006	2007	2008	2009
Comprehensive	39.24	39.75	40.11	39.15	42.14	43.57	42.64	44.37
Grammar	60.38	58.64	62.02	62.09	63.74	64.64	63.72	63.88
Independent	67.50	67.80	68.00	70.70	69.80	71.40	71.80	71.20
Sixth Form	43.60	45.60	48.00	49.20	48.10	46.60	48.50	47.30
FE/Tertiary	33.53	35.51	36.24	39.25	37.85	38.04	37.11	36.88
Academy	42.60
Other	32.20	37.95	35.91	35.83	39.95	36.03	37.52	37.09

Cumulative Numbers

schtype	2002	2003	2004	2005	2006	2007	2008	2009
Comprehensive	5000	4758	4341	4279	4396	4576	4688	5154
Grammar	2844	2743	2707	2761	2653	2811	2949	3035
Independent	4349	4349	4264	4140	4180	4180	4331	4360
Sixth Form	1662	1702	1701	1705	1698	1778	1949	2035
FE/Tertiary	849	837	798	823	685	695	740	704
Academy	118
Other	170	219	200	206	173	156	227	214

GCE A Level PHYSICS 2002–2009

Cumulative % at Grade B by school type



*GCE A Level PHYSICS Grade C by school type 2002- 2009
Cumulative Percentages*

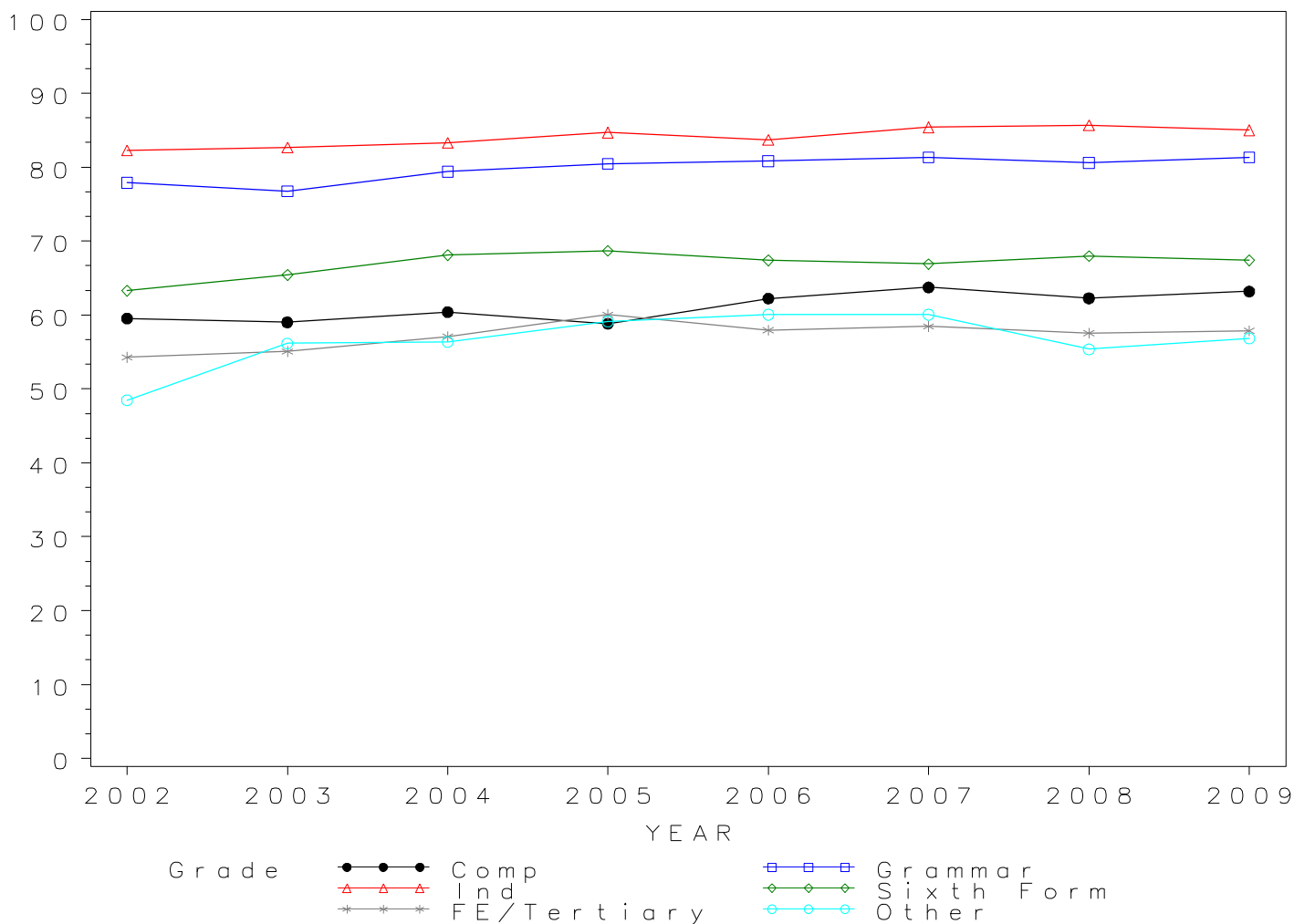
schtype	2002	2003	2004	2005	2006	2007	2008	2009
Comprehensive	59.54	59.02	60.41	58.84	62.24	63.74	62.26	63.19
Grammar	77.90	76.76	79.40	80.46	80.83	81.33	80.57	81.33
Independent	82.30	82.70	83.30	84.70	83.70	85.40	85.70	85.00
Sixth Form	63.30	65.40	68.10	68.70	67.40	66.90	68.00	67.40
FE/Tertiary	54.27	55.07	57.08	60.04	57.96	58.46	57.57	57.88
Academy	63.18
Other	48.48	56.15	56.37	59.13	60.05	60.05	55.37	56.85

Cumulative Numbers

schtype	2002	2003	2004	2005	2006	2007	2008	2009
Comprehensive	7587	7065	6538	6431	6493	6695	6845	7341
Grammar	3669	3591	3466	3578	3364	3537	3729	3864
Independent	5303	5304	5223	4960	5012	5000	5169	5205
Sixth Form	2414	2441	2413	2380	2379	2552	2732	2900
FE/Tertiary	1374	1298	1257	1259	1049	1068	1148	1105
Academy	175
Other	256	324	314	340	260	260	335	328

GCE A Level PHYSICS 2002–2009

Cumulative % at Grade C by school type



*GCE A Level PHYSICS Grade D by school type 2002-2009
Cumulative Percentages*

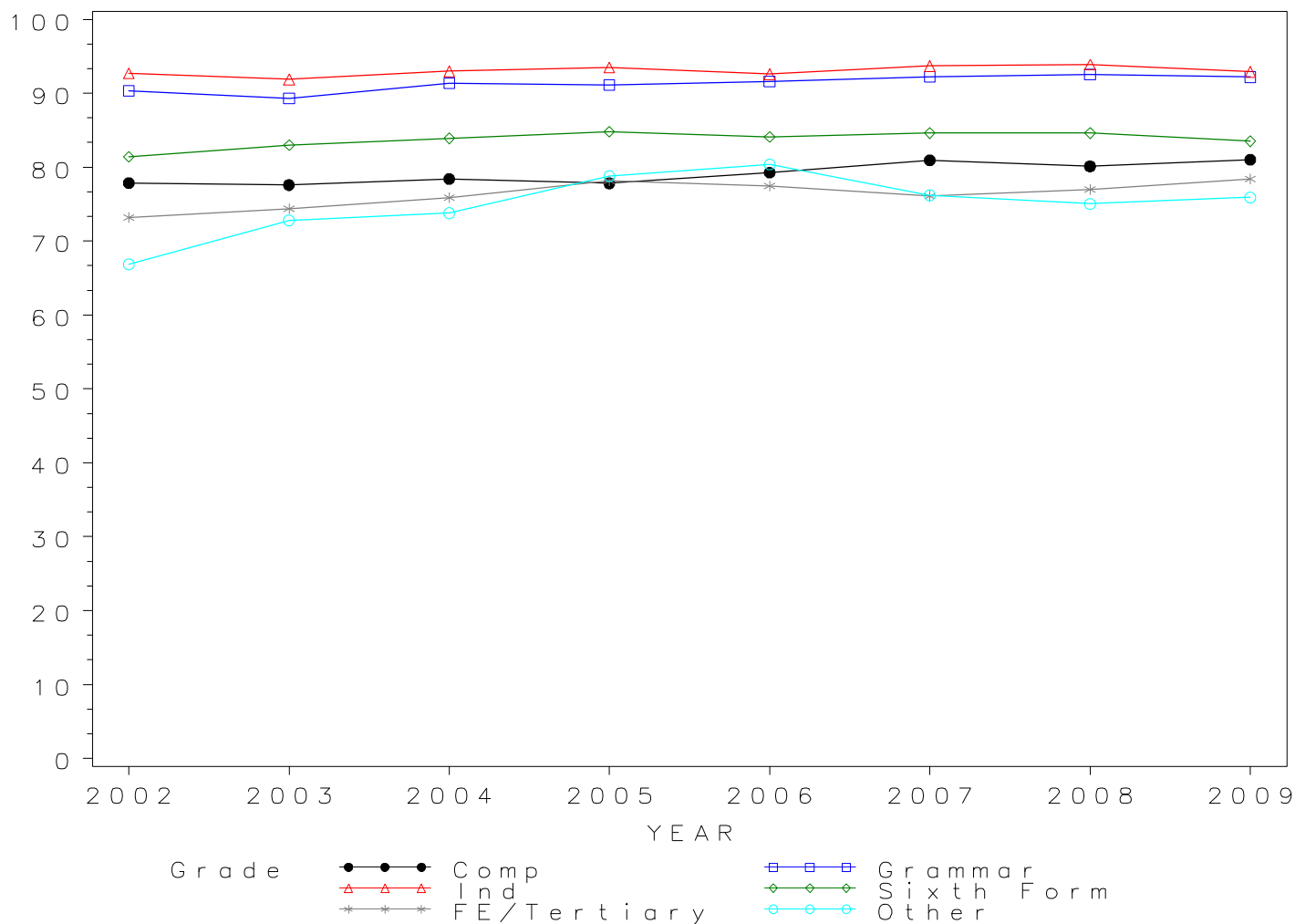
schtype	2002	2003	2004	2005	2006	2007	2008	2009
Comprehensive	77.86	77.59	78.41	77.82	79.27	80.95	80.12	81.03
Grammar	90.34	89.33	91.39	91.12	91.61	92.25	92.57	92.19
Independent	92.70	91.90	93.00	93.50	92.60	93.70	93.90	92.90
Sixth Form	81.40	83.00	83.90	84.80	84.10	84.60	84.60	83.50
FE/Tertiary	73.18	74.37	75.89	78.16	77.46	76.08	76.98	78.42
Academy	80.87
Other	66.86	72.79	73.79	78.78	80.37	76.21	75.04	75.91

Cumulative Numbers

schtype	2002	2003	2004	2005	2006	2007	2008	2009
Comprehensive	9921	9288	8486	8506	8270	8502	8808	9413
Grammar	4255	4179	3989	4052	3813	4012	4284	4380
Independent	5973	5894	5831	5475	5545	5486	5664	5688
Sixth Form	3104	3098	2973	2938	2969	3227	3399	3592
FE/Tertiary	1853	1753	1671	1639	1402	1390	1535	1497
Academy	224
Other	353	420	411	453	348	330	454	438

GCE A Level PHYSICS 2002–2009

Cumulative % at Grade D by school type



*GCE A Level PHYSICS Grade E by school type 2002-2009
Cumulative Percentages*

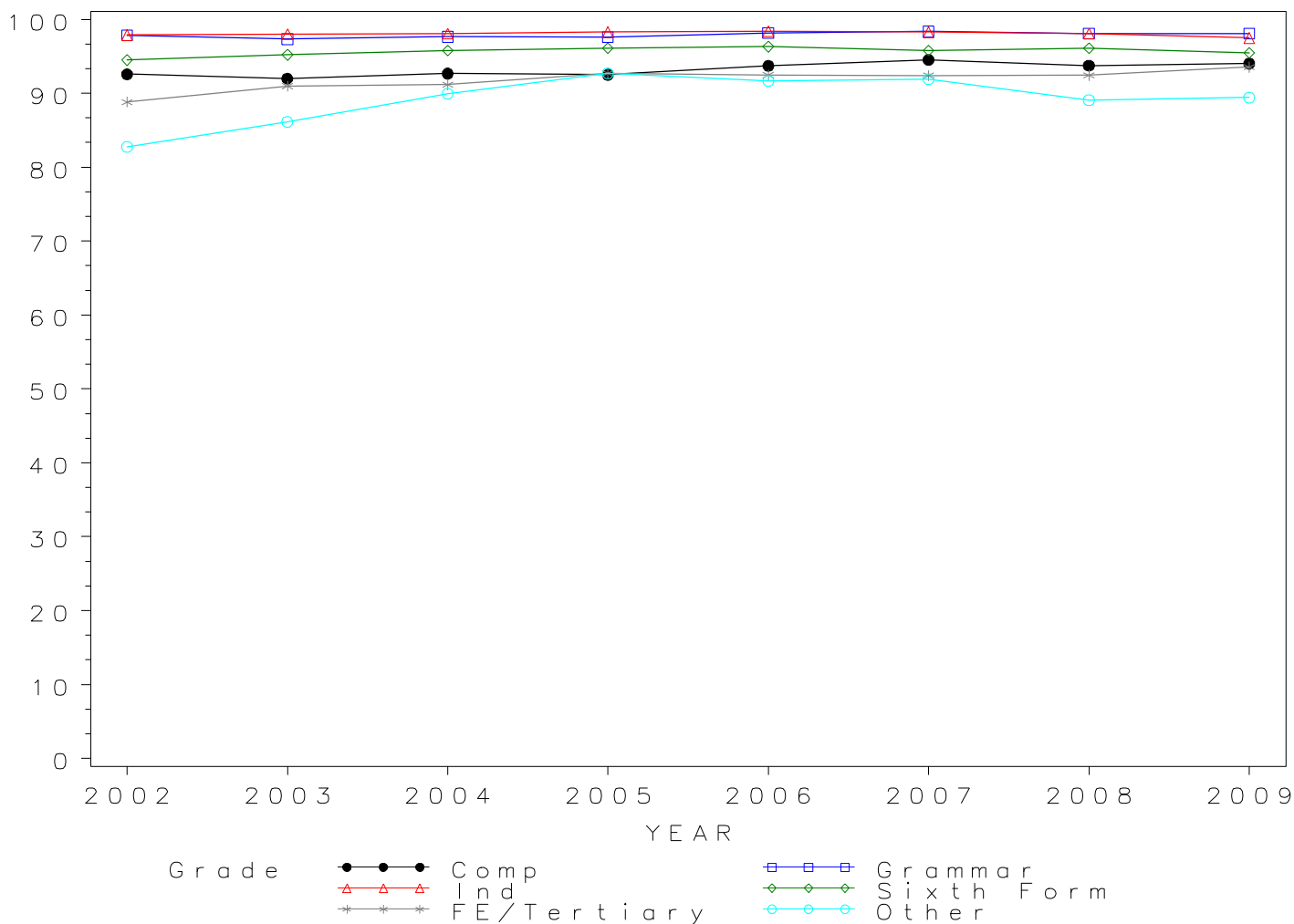
schtype	2002	2003	2004	2005	2006	2007	2008	2009
Comprehensive	92.58	91.98	92.67	92.52	93.71	94.54	93.76	94.03
Grammar	97.83	97.33	97.66	97.62	98.17	98.37	98.10	98.08
Independent	97.90	98.00	98.10	98.30	98.40	98.30	98.10	97.50
Sixth Form	94.50	95.20	95.80	96.10	96.30	95.80	96.10	95.50
FE/Tertiary	88.82	90.96	91.19	92.70	92.49	92.39	92.43	93.56
Academy	95.67
Other	82.77	86.14	89.95	92.70	91.69	91.92	89.09	89.43

Cumulative Numbers

schtype	2002	2003	2004	2005	2006	2007	2008	2009
Comprehensive	11797	11011	10030	10112	9777	9930	10308	10923
Grammar	4608	4553	4263	4341	4086	4278	4540	4660
Independent	6308	6286	6151	5756	5892	5755	5917	5970
Sixth Form	3603	3554	3394	3330	3399	3655	3861	4108
FE/Tertiary	2249	2144	2008	1944	1674	1688	1843	1786
Academy	265
Other	437	497	501	533	397	398	539	516

GCE A Level PHYSICS 2002–2009

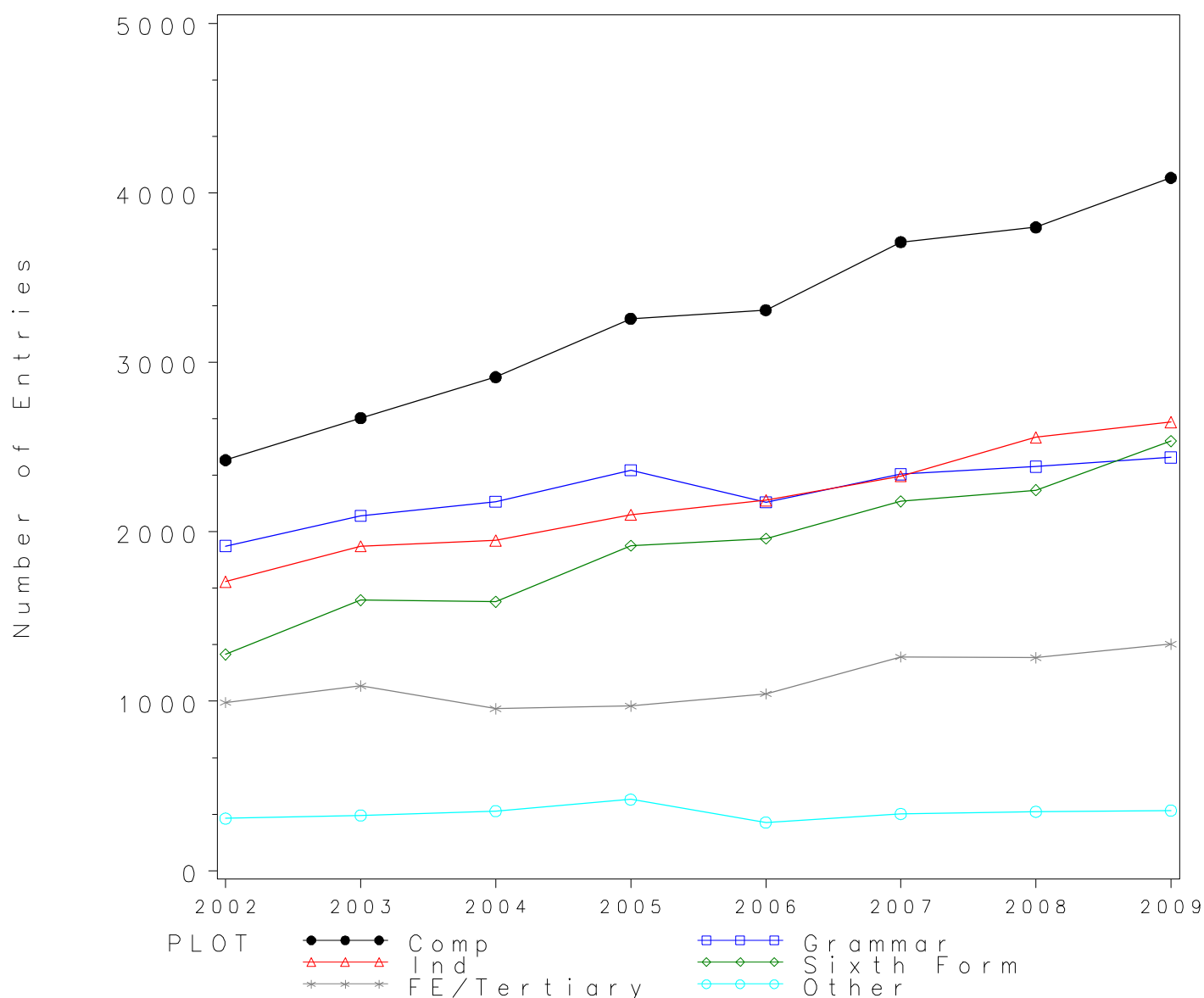
Cumulative % at Grade E by school type



Numbers of GCE A Level entries in POLITICAL STUDIES by school type 2002- 2009

schtype	2002	2003	2004	2005	2006	2007	2008	2009
Comprehensive	2423	2671	2913	3258	3308	3710	3797	4089
Grammar	1916	2095	2178	2364	2175	2339	2385	2440
Independent	1706	1915	1949	2101	2186	2328	2557	2648
Sixth Form	1277	1597	1587	1918	1960	2179	2246	2536
FE/Tertiary	993	1091	956	972	1044	1262	1257	1337
Academy	55
Other	308	326	352	420	285	335	348	355

GCE A Level POLITICAL STUDIES Entries by school type 2002–2009



*GCE A Level POLITICAL STUDIES Grade A by school type 2002- 2009
Cumulative Percentages*

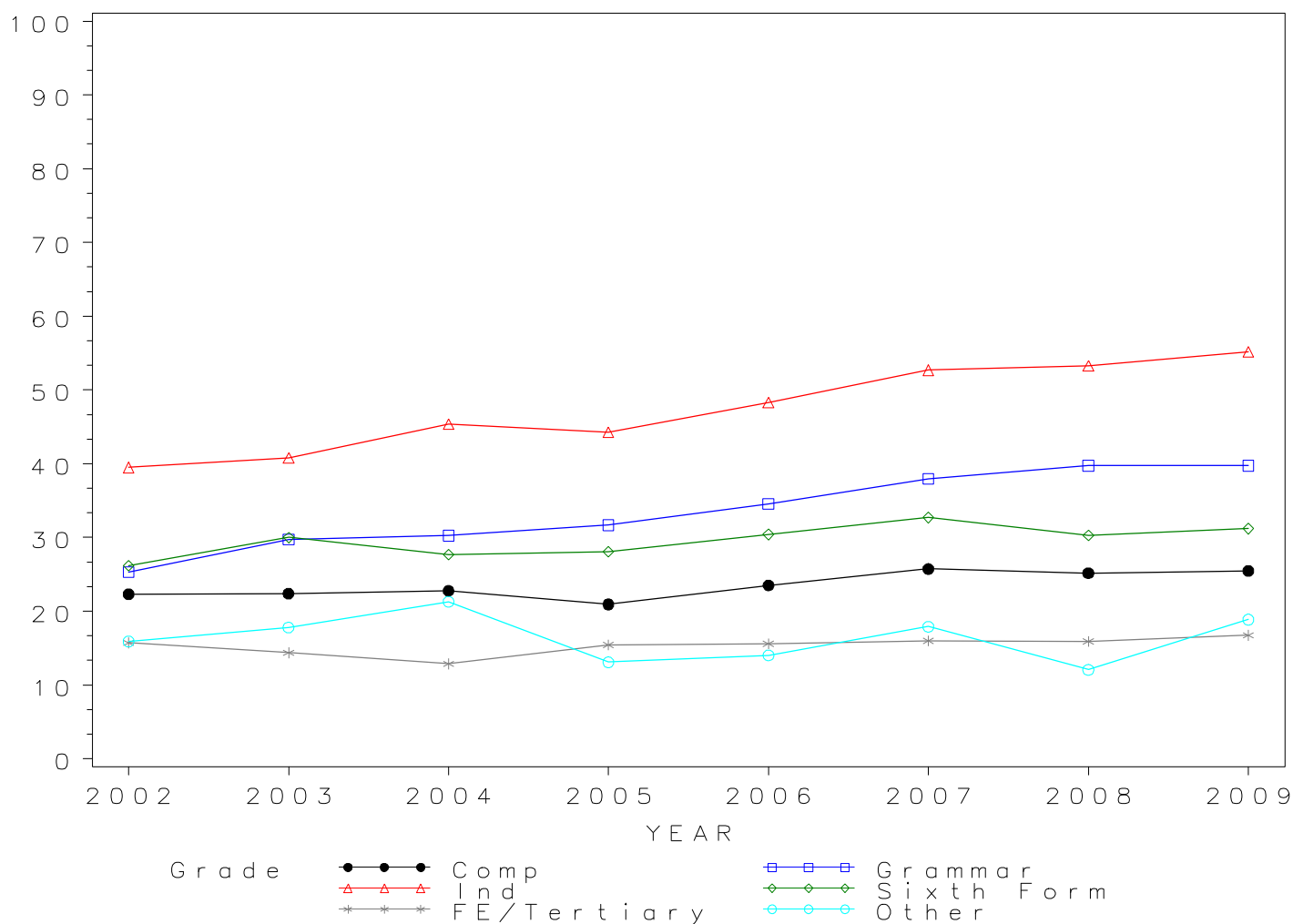
schtype	2002	2003	2004	2005	2006	2007	2008	2009
Comprehensive	22.33	22.39	22.76	20.93	23.52	25.74	25.18	25.48
Grammar	25.31	29.74	30.26	31.68	34.57	37.96	39.75	39.75
Independent	39.50	40.80	45.40	44.30	48.30	52.70	53.30	55.20
Sixth Form	26.20	30.00	27.70	28.10	30.40	32.70	30.30	31.20
FE/Tertiary	15.71	14.39	12.87	15.43	15.61	16.01	15.91	16.75
Academy	16.36
Other	15.91	17.79	21.31	13.10	14.04	17.91	12.07	18.87

Cumulative Numbers

schtype	2002	2003	2004	2005	2006	2007	2008	2009
Comprehensive	541	598	663	682	778	955	956	1042
Grammar	485	623	659	749	752	888	948	970
Independent	674	781	885	931	1056	1227	1363	1462
Sixth Form	335	479	440	539	596	713	681	791
FE/Tertiary	156	157	123	150	163	202	200	224
Academy	9
Other	49	58	75	55	40	60	42	67

GCE A Level POLITICAL STUDIES 2002–2009

Cumulative % at Grade A by school type



*GCE A Level POLITICAL STUDIES Grade B by school type 2002- 2009
Cumulative Percentages*

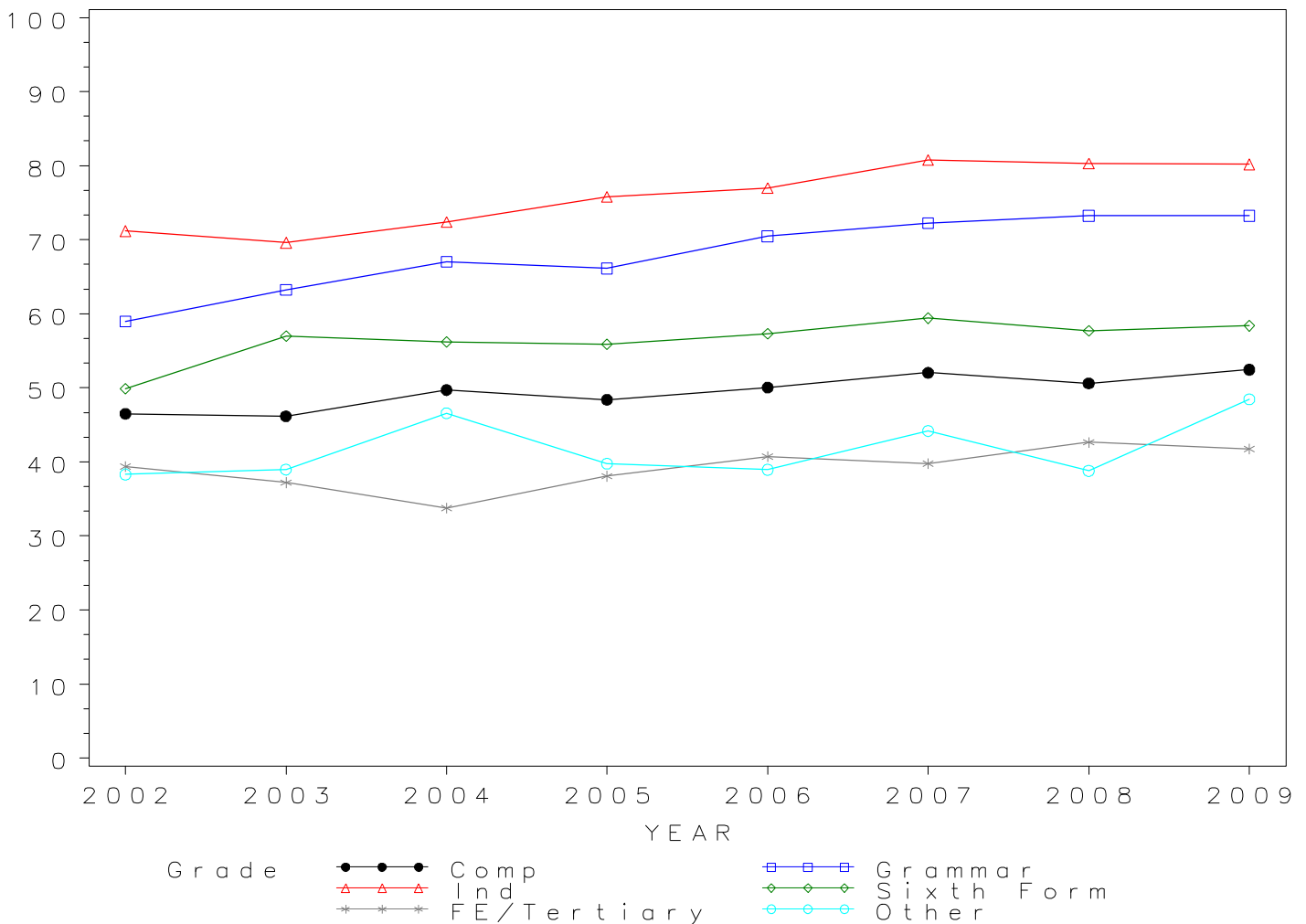
schtype	2002	2003	2004	2005	2006	2007	2008	2009
Comprehensive	46.51	46.16	49.71	48.40	50.06	52.05	50.62	52.46
Grammar	58.98	63.25	67.03	66.12	70.48	72.25	73.25	73.24
Independent	71.20	69.60	72.40	75.80	77.00	80.80	80.30	80.20
Sixth Form	49.90	57.00	56.20	55.90	57.30	59.40	57.70	58.40
FE/Tertiary	39.38	37.21	33.79	38.07	40.71	39.78	42.64	41.74
Academy	41.82
Other	38.31	38.96	46.59	39.76	38.95	44.18	38.79	48.45

Cumulative Numbers

schtype	2002	2003	2004	2005	2006	2007	2008	2009
Comprehensive	1127	1233	1448	1577	1656	1931	1922	2145
Grammar	1130	1325	1460	1563	1533	1690	1747	1787
Independent	1215	1333	1411	1593	1683	1881	2053	2124
Sixth Form	637	910	892	1072	1123	1294	1296	1481
FE/Tertiary	391	406	323	370	425	502	536	558
Academy	23
Other	118	127	164	167	111	148	135	172

GCE A Level POLITICAL STUDIES 2002–2009

Cumulative % at Grade B by school type



*GCE A Level POLITICAL STUDIES Grade C by school type 2002- 2009
Cumulative Percentages*

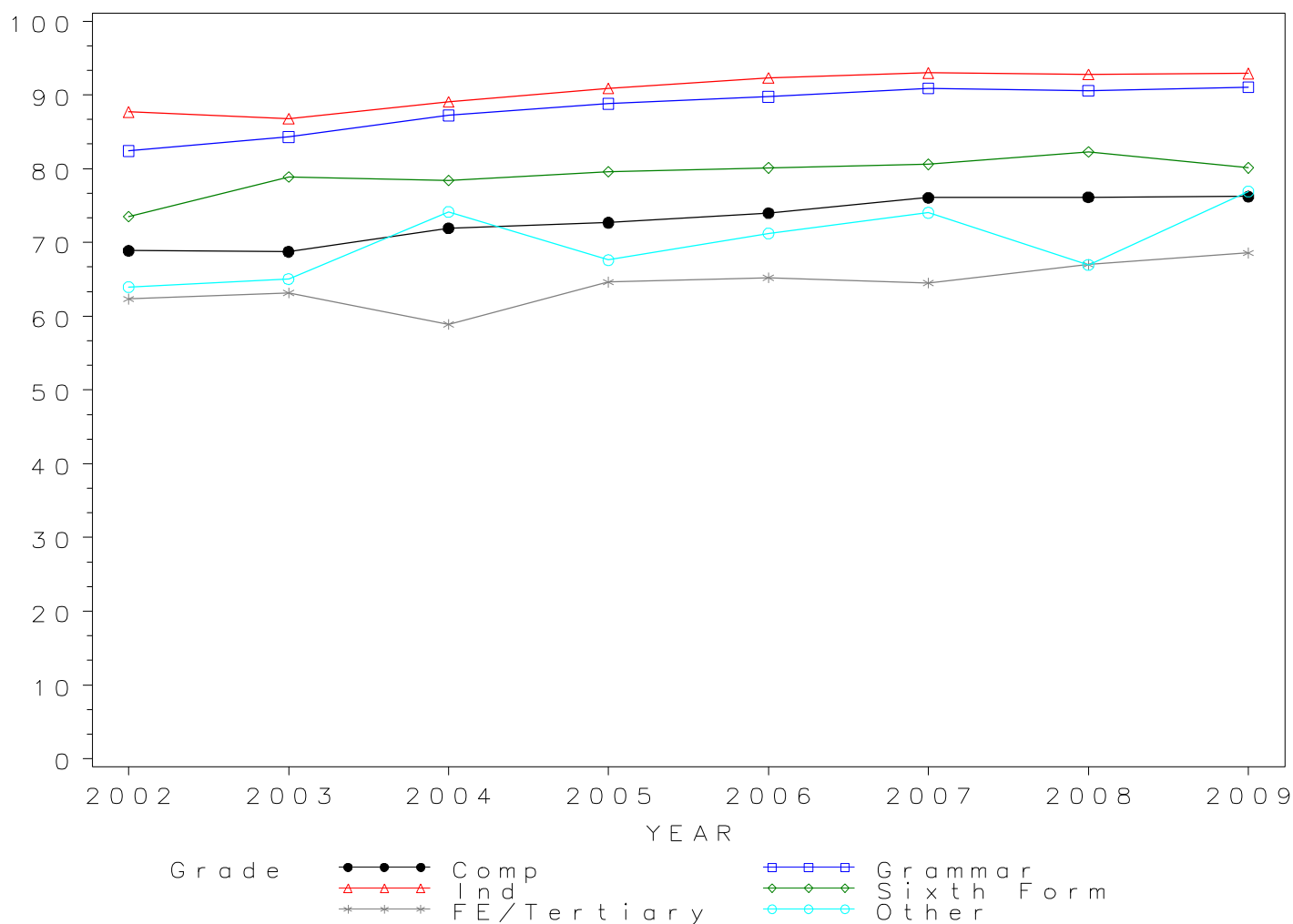
schtype	2002	2003	2004	2005	2006	2007	2008	2009
Comprehensive	68.88	68.74	71.92	72.68	73.97	76.06	76.14	76.23
Grammar	82.41	84.30	87.24	88.79	89.75	90.89	90.57	91.07
Independent	87.70	86.80	89.10	90.90	92.30	93.00	92.80	92.90
Sixth Form	73.50	78.90	78.40	79.60	80.10	80.60	82.30	80.10
FE/Tertiary	62.34	63.15	58.89	64.61	65.23	64.50	66.98	68.59
Academy	58.18
Other	63.96	65.03	74.15	67.62	71.23	74.03	66.95	76.90

Cumulative Numbers

schtype	2002	2003	2004	2005	2006	2007	2008	2009
Comprehensive	1669	1836	2095	2368	2447	2822	2891	3117
Grammar	1579	1766	1900	2099	1952	2126	2160	2222
Independent	1496	1662	1737	1910	2018	2165	2373	2460
Sixth Form	939	1260	1244	1527	1570	1756	1848	2031
FE/Tertiary	619	689	563	628	681	814	842	917
Academy	32
Other	197	212	261	284	203	248	233	273

GCE A Level POLITICAL STUDIES 2002–2009

Cumulative % at Grade C by school type



*GCE A Level POLITICAL STUDIES Grade D by school type 2002- 2009
Cumulative Percentages*

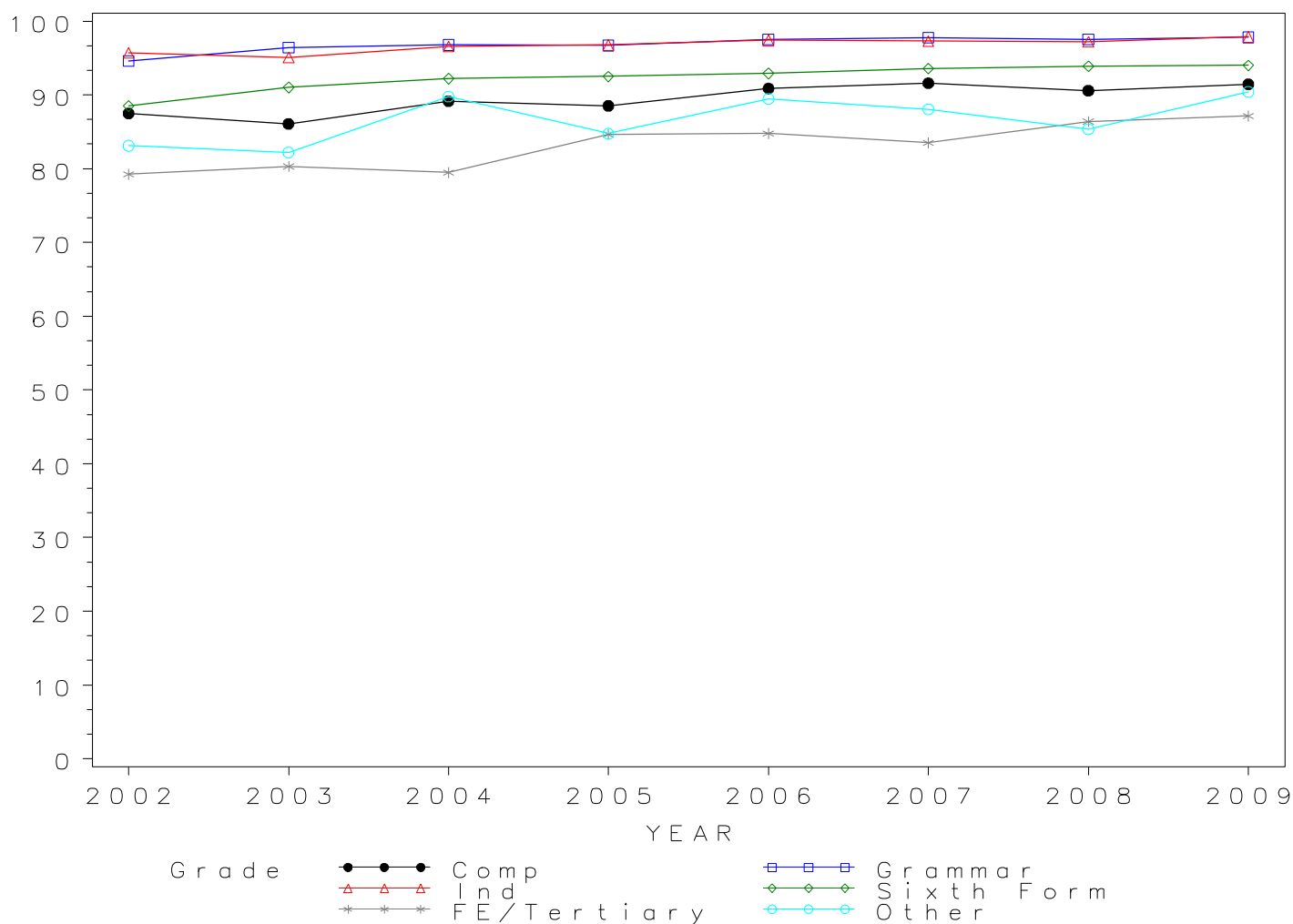
schtype	2002	2003	2004	2005	2006	2007	2008	2009
Comprehensive	87.49	86.07	89.15	88.52	90.87	91.59	90.57	91.46
Grammar	94.62	96.42	96.79	96.70	97.52	97.78	97.53	97.83
Independent	95.70	95.10	96.60	96.80	97.40	97.30	97.20	97.90
Sixth Form	88.50	91.00	92.20	92.50	92.90	93.60	93.90	94.00
FE/Tertiary	79.25	80.29	79.50	84.67	84.77	83.52	86.40	87.14
Academy	80.00
Other	83.12	82.21	89.77	84.76	89.47	88.06	85.34	90.42

Cumulative Numbers

schtype	2002	2003	2004	2005	2006	2007	2008	2009
Comprehensive	2120	2299	2597	2884	3006	3398	3439	3740
Grammar	1813	2020	2108	2286	2121	2287	2326	2387
Independent	1633	1821	1883	2034	2129	2265	2485	2592
Sixth Form	1130	1453	1463	1774	1821	2040	2109	2384
FE/Tertiary	787	876	760	823	885	1054	1086	1165
Academy	44
Other	256	268	316	356	255	295	297	321

GCE A Level POLITICAL STUDIES 2002–2009

Cumulative % at Grade D by school type



*GCE A Level POLITICAL STUDIES Grade E by school type 2002- 2009
Cumulative Percentages*

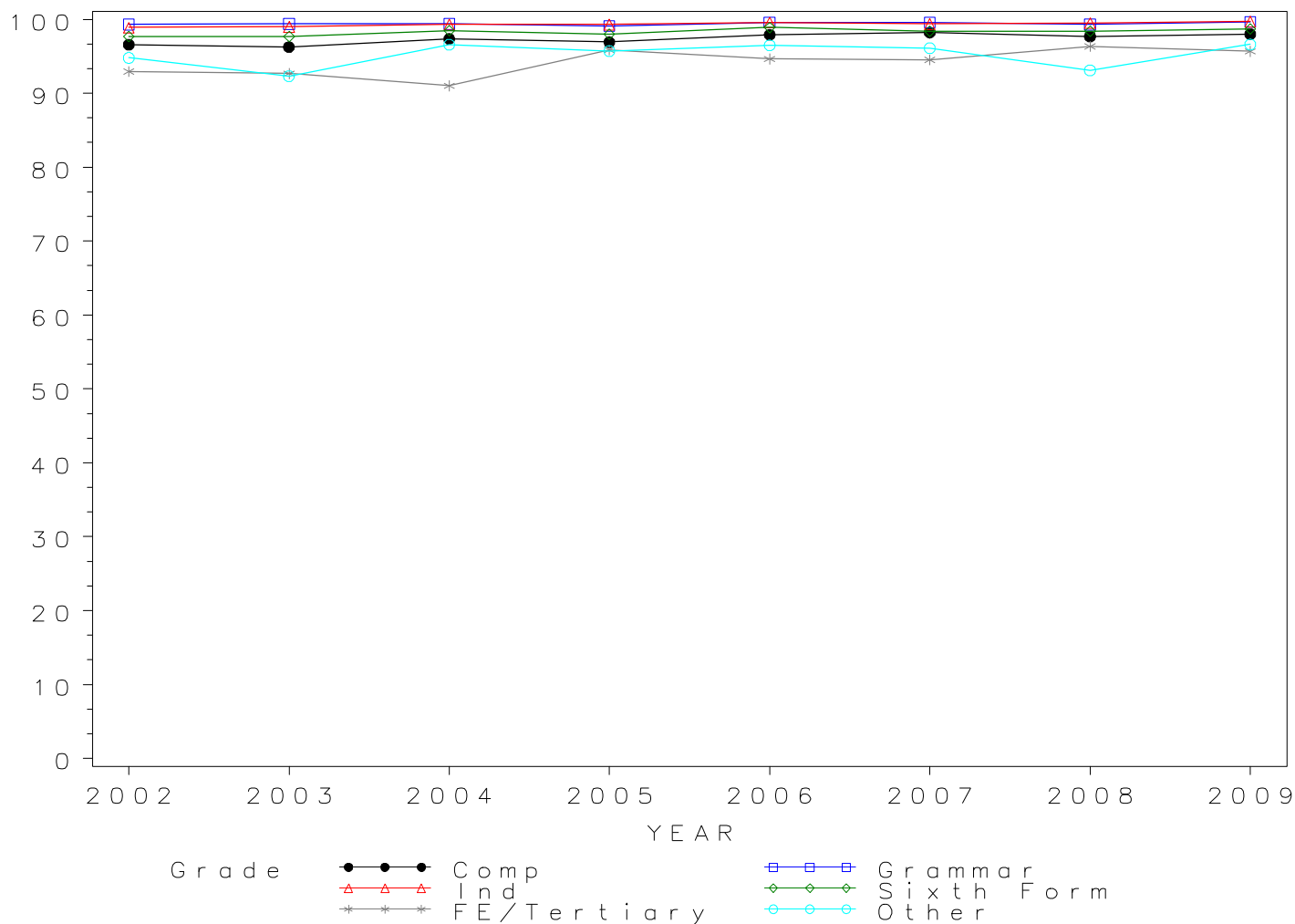
schtype	2002	2003	2004	2005	2006	2007	2008	2009
Comprehensive	96.57	96.26	97.36	96.93	97.91	98.22	97.68	98.02
Grammar	99.32	99.38	99.40	99.11	99.59	99.57	99.33	99.67
Independent	98.90	99.00	99.30	99.30	99.60	99.40	99.50	99.70
Sixth Form	97.70	97.70	98.50	98.00	98.90	98.40	98.40	98.70
FE/Tertiary	92.95	92.67	91.00	95.88	94.64	94.53	96.34	95.66
Academy	98.18
Other	94.81	92.33	96.59	95.71	96.49	96.12	93.10	96.62

Cumulative Numbers

schtype	2002	2003	2004	2005	2006	2007	2008	2009
Comprehensive	2340	2571	2836	3158	3239	3644	3709	4008
Grammar	1903	2082	2165	2343	2166	2329	2369	2432
Independent	1687	1896	1935	2086	2177	2314	2544	2640
Sixth Form	1248	1560	1563	1880	1938	2144	2210	2503
FE/Tertiary	923	1011	870	932	988	1193	1211	1279
Academy	54
Other	292	301	340	402	275	322	324	343

GCE A Level POLITICAL STUDIES 2002–2009

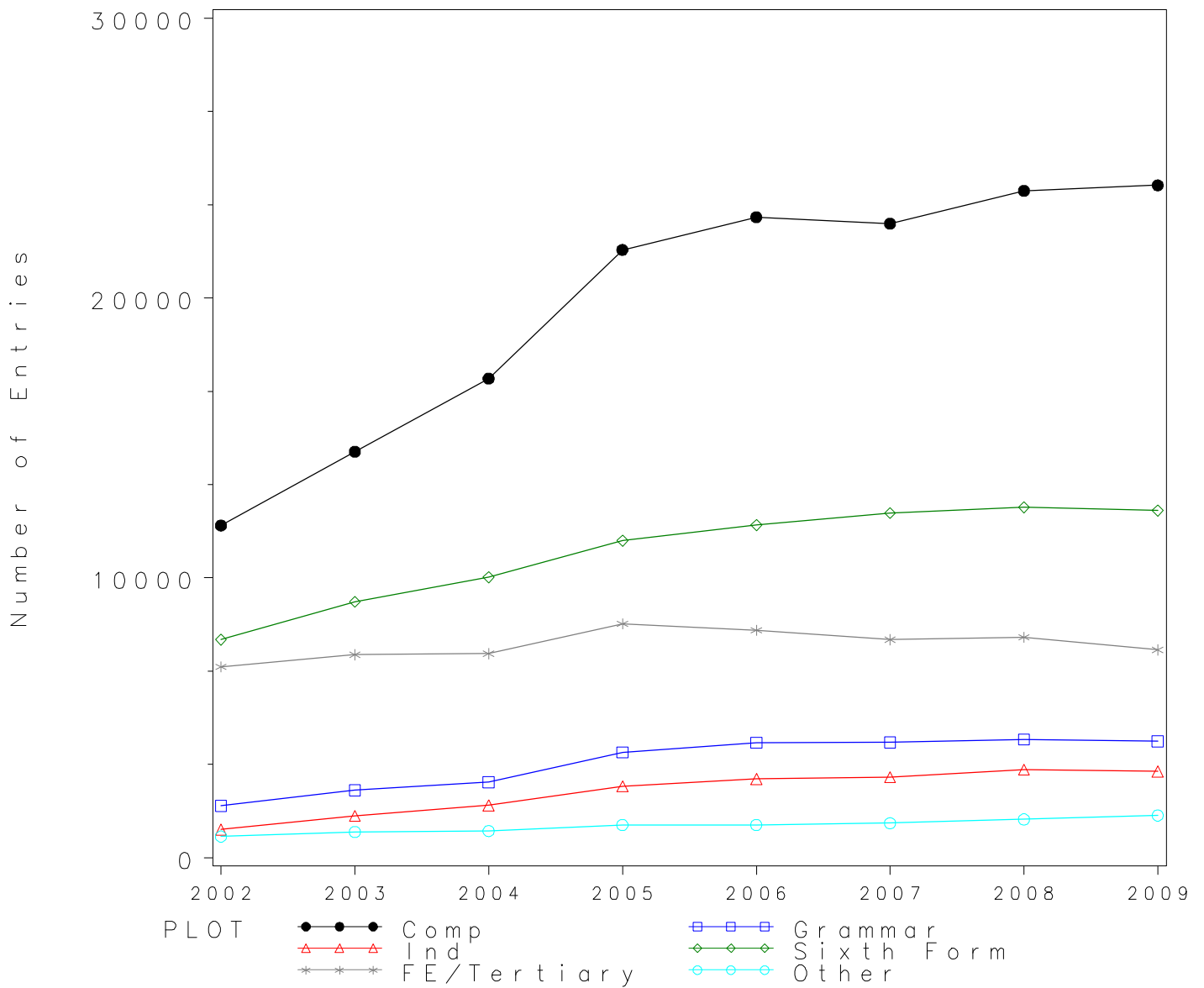
Cumulative % at Grade E by school type



Numbers of GCE A Level entries in PSYCHOLOGY by school type 2002- 2009

sctype	2002	2003	2004	2005	2006	2007	2008	2009
Comprehensive	11871	14513	17125	21722	22887	22663	23833	24029
Grammar	1853	2409	2701	3763	4109	4125	4223	4158
Independent	1012	1498	1868	2553	2812	2883	3149	3081
Sixth Form	7791	9150	10024	11331	11881	12320	12518	12405
FE/Tertiary	6820	7256	7287	8362	8130	7791	7876	7422
Academy	478
Other	757	921	952	1168	1173	1234	1369	1508

GCE A Level PSYCHOLOGY Entries by school type 2002–2009



*GCE A Level PSYCHOLOGY Grade A by school type 2002- 2009
Cumulative Percentages*

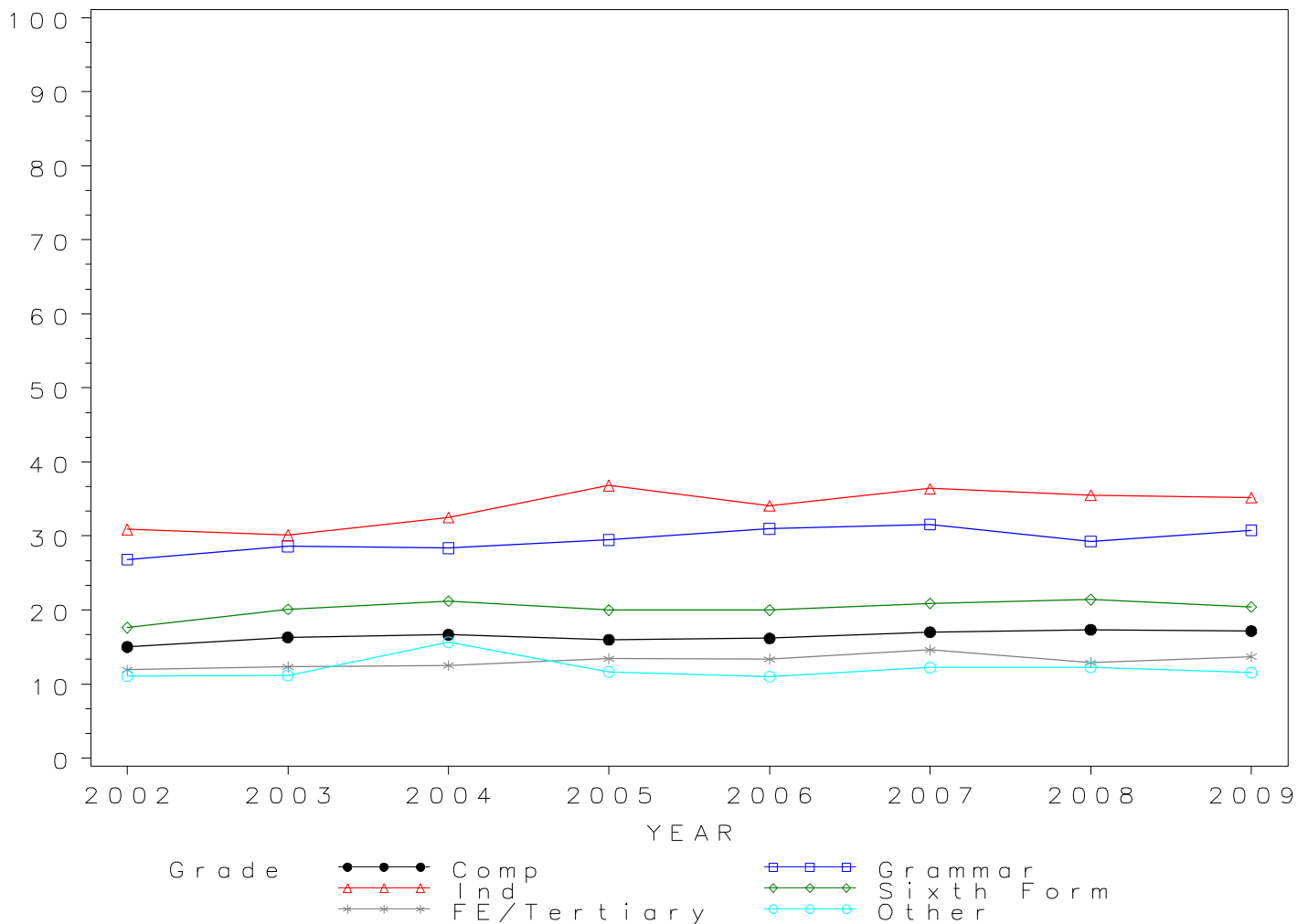
schtype	2002	2003	2004	2005	2006	2007	2008	2009
Comprehensive	15.01	16.31	16.67	15.98	16.18	17.00	17.33	17.15
Grammar	26.82	28.60	28.36	29.47	30.98	31.54	29.27	30.76
Independent	30.90	30.10	32.50	36.80	34.10	36.40	35.50	35.20
Sixth Form	17.60	20.10	21.20	20.00	20.00	20.90	21.40	20.40
FE/Tertiary	11.91	12.33	12.50	13.42	13.36	14.61	12.86	13.72
Academy	11.09
Other	11.10	11.18	15.65	11.64	11.00	12.24	12.27	11.54

Cumulative Numbers

schtype	2002	2003	2004	2005	2006	2007	2008	2009
Comprehensive	1782	2367	2854	3471	3702	3853	4130	4122
Grammar	497	689	766	1109	1273	1301	1236	1279
Independent	313	451	607	940	959	1049	1118	1085
Sixth Form	1371	1839	2125	2266	2376	2575	2679	2531
FE/Tertiary	812	895	911	1122	1086	1138	1013	1018
Academy	53
Other	84	103	149	136	129	151	168	174

GCE A Level PSYCHOLOGY 2002–2009

Cumulative % at Grade A by school type



*GCE A Level PSYCHOLOGY Grade B by school type 2002- 2009
Cumulative Percentages*

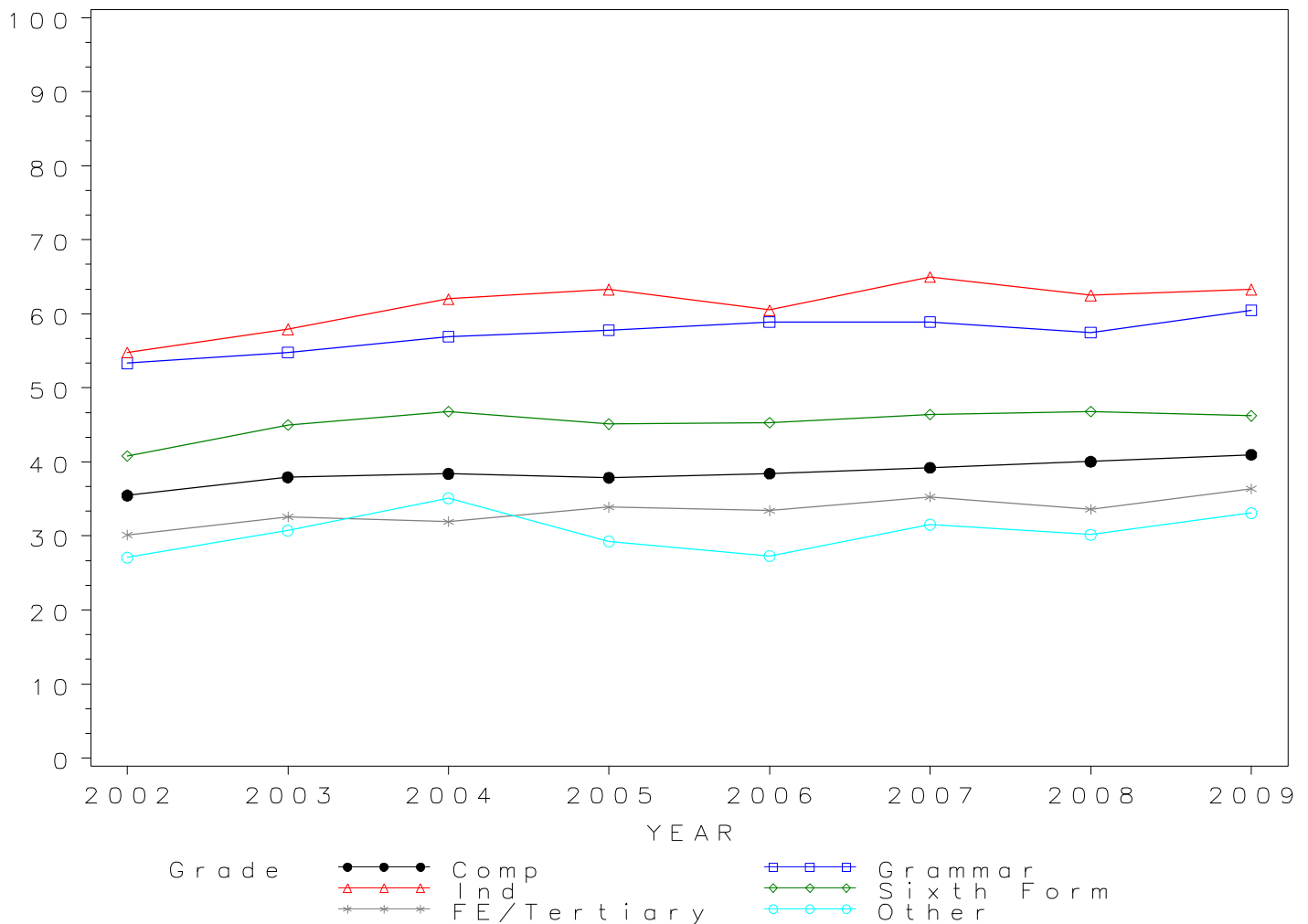
schtype	2002	2003	2004	2005	2006	2007	2008	2009
Comprehensive	35.46	37.92	38.39	37.85	38.41	39.20	40.04	40.98
Grammar	53.32	54.79	56.94	57.80	58.90	58.91	57.47	60.49
Independent	54.80	57.90	62.00	63.30	60.50	65.00	62.50	63.30
Sixth Form	40.80	45.00	46.80	45.10	45.30	46.40	46.80	46.20
FE/Tertiary	30.15	32.59	31.93	33.90	33.43	35.27	33.60	36.38
Academy	34.94
Other	27.08	30.73	35.08	29.28	27.28	31.52	30.17	33.09

Cumulative Numbers

schtype	2002	2003	2004	2005	2006	2007	2008	2009
Comprehensive	4210	5504	6575	8222	8792	8885	9542	9847
Grammar	988	1320	1538	2175	2420	2430	2427	2515
Independent	555	867	1158	1616	1701	1874	1968	1950
Sixth Form	3179	4118	4691	5110	5382	5716	5858	5731
FE/Tertiary	2056	2365	2327	2835	2718	2748	2646	2700
Academy	167
Other	205	283	334	342	320	389	413	499

GCE A Level PSYCHOLOGY 2002–2009

Cumulative % at Grade B by school type



*GCE A Level PSYCHOLOGY Grade C by school type 2002- 2009
Cumulative Percentages*

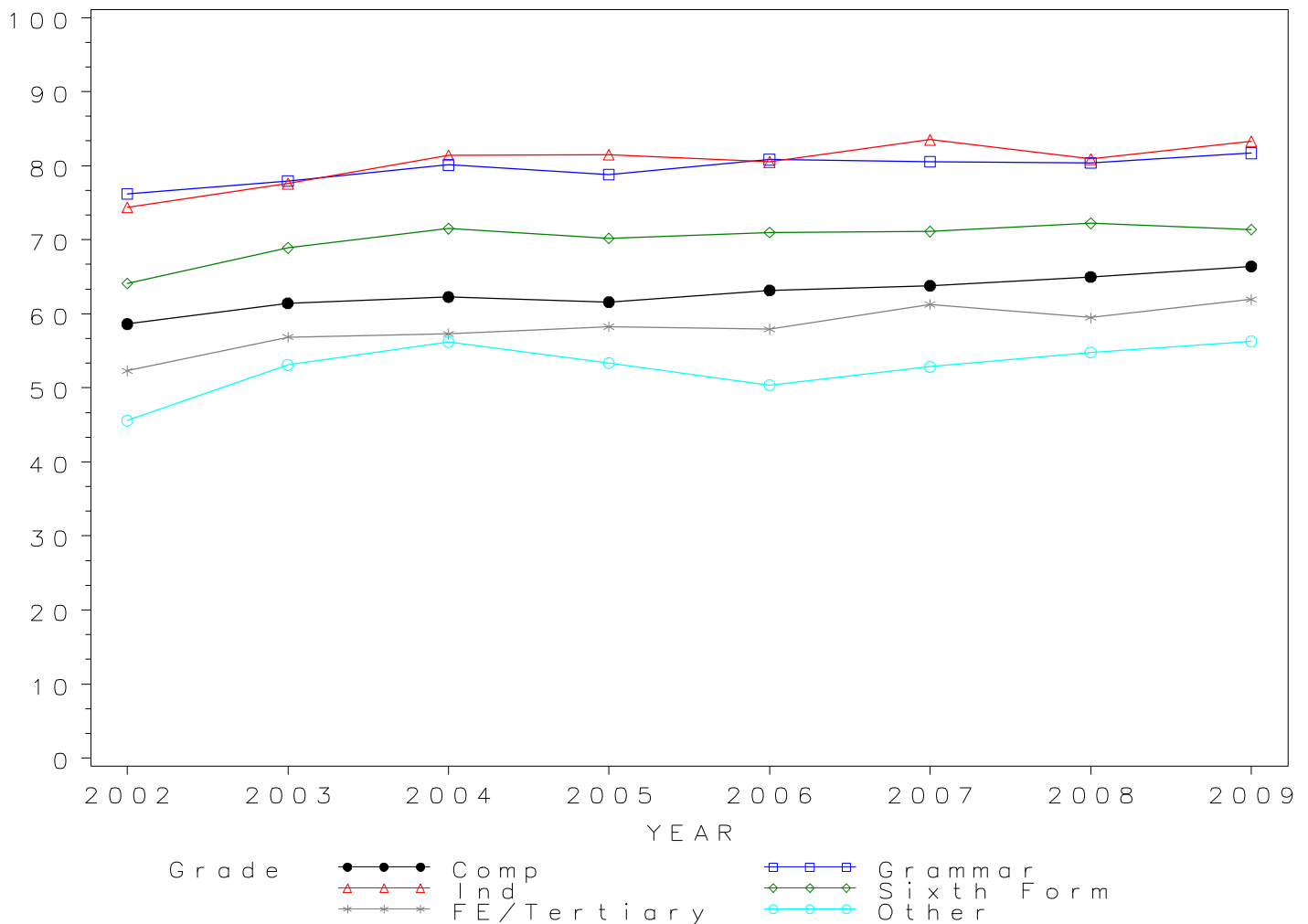
schtype	2002	2003	2004	2005	2006	2007	2008	2009
Comprehensive	58.62	61.43	62.27	61.58	63.16	63.79	64.99	66.40
Grammar	76.20	77.96	80.12	78.79	80.82	80.56	80.37	81.70
Independent	74.40	77.60	81.40	81.50	80.50	83.50	80.90	83.30
Sixth Form	64.10	68.90	71.50	70.20	71.00	71.10	72.20	71.40
FE/Tertiary	52.32	56.86	57.29	58.25	57.91	61.26	59.47	61.94
Academy	61.72
Other	45.57	53.09	56.20	53.34	50.38	52.84	54.78	56.30

Cumulative Numbers

schtype	2002	2003	2004	2005	2006	2007	2008	2009
Comprehensive	6959	8915	10663	13376	14456	14456	15488	15955
Grammar	1412	1878	2164	2965	3321	3323	3394	3397
Independent	753	1162	1521	2081	2264	2407	2548	2566
Sixth Form	4994	6304	7167	7954	8436	8760	9038	8857
FE/Tertiary	3568	4126	4175	4871	4708	4773	4684	4597
Academy	295
Other	345	489	535	623	591	652	750	849

GCE A Level PSYCHOLOGY 2002–2009

Cumulative % at Grade C by school type



*GCE A Level PSYCHOLOGY Grade D by school type 2002- 2009
Cumulative Percentages*

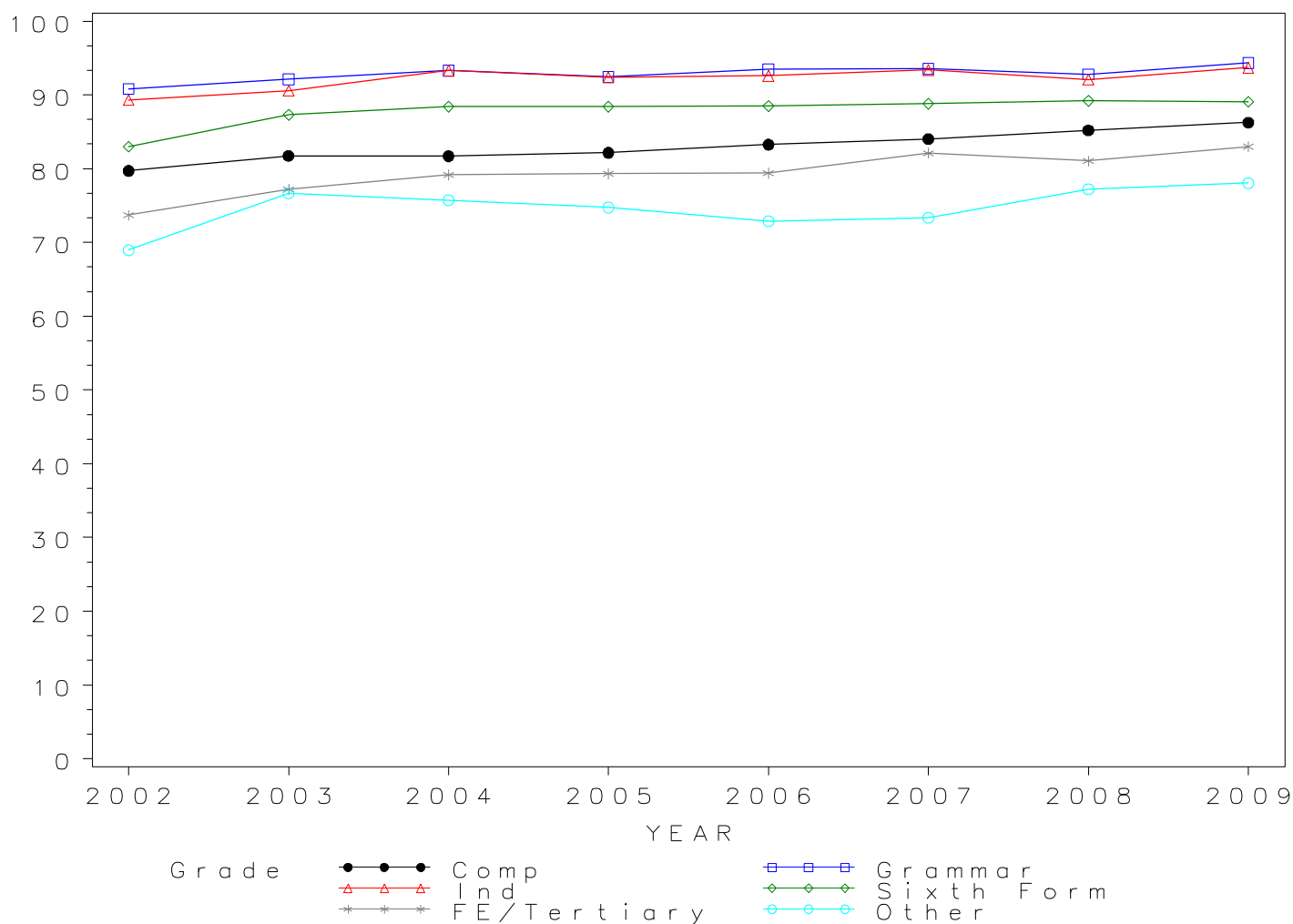
schtype	2002	2003	2004	2005	2006	2007	2008	2009
Comprehensive	79.72	81.75	81.70	82.16	83.27	84.03	85.19	86.26
Grammar	90.83	92.11	93.30	92.43	93.45	93.55	92.80	94.35
Independent	89.30	90.60	93.30	92.40	92.60	93.40	92.10	93.70
Sixth Form	83.00	87.30	88.40	88.40	88.50	88.80	89.20	89.10
FE/Tertiary	73.70	77.18	79.18	79.32	79.41	82.11	81.04	82.98
Academy	83.47
Other	68.96	76.66	75.74	74.74	72.89	73.34	77.21	78.05

Cumulative Numbers

schtype	2002	2003	2004	2005	2006	2007	2008	2009
Comprehensive	9463	11864	13991	17847	19058	19043	20304	20727
Grammar	1683	2219	2520	3478	3840	3859	3919	3923
Independent	904	1357	1743	2359	2604	2693	2900	2887
Sixth Form	6467	7988	8861	10017	10515	10940	11166	11053
FE/Tertiary	5026	5600	5770	6633	6456	6397	6383	6159
Academy	399
Other	522	706	721	873	855	905	1057	1177

GCE A Level PSYCHOLOGY 2002–2009

Cumulative % at Grade D by school type



*GCE A Level PSYCHOLOGY Grade E by school type 2002- 2009
Cumulative Percentages*

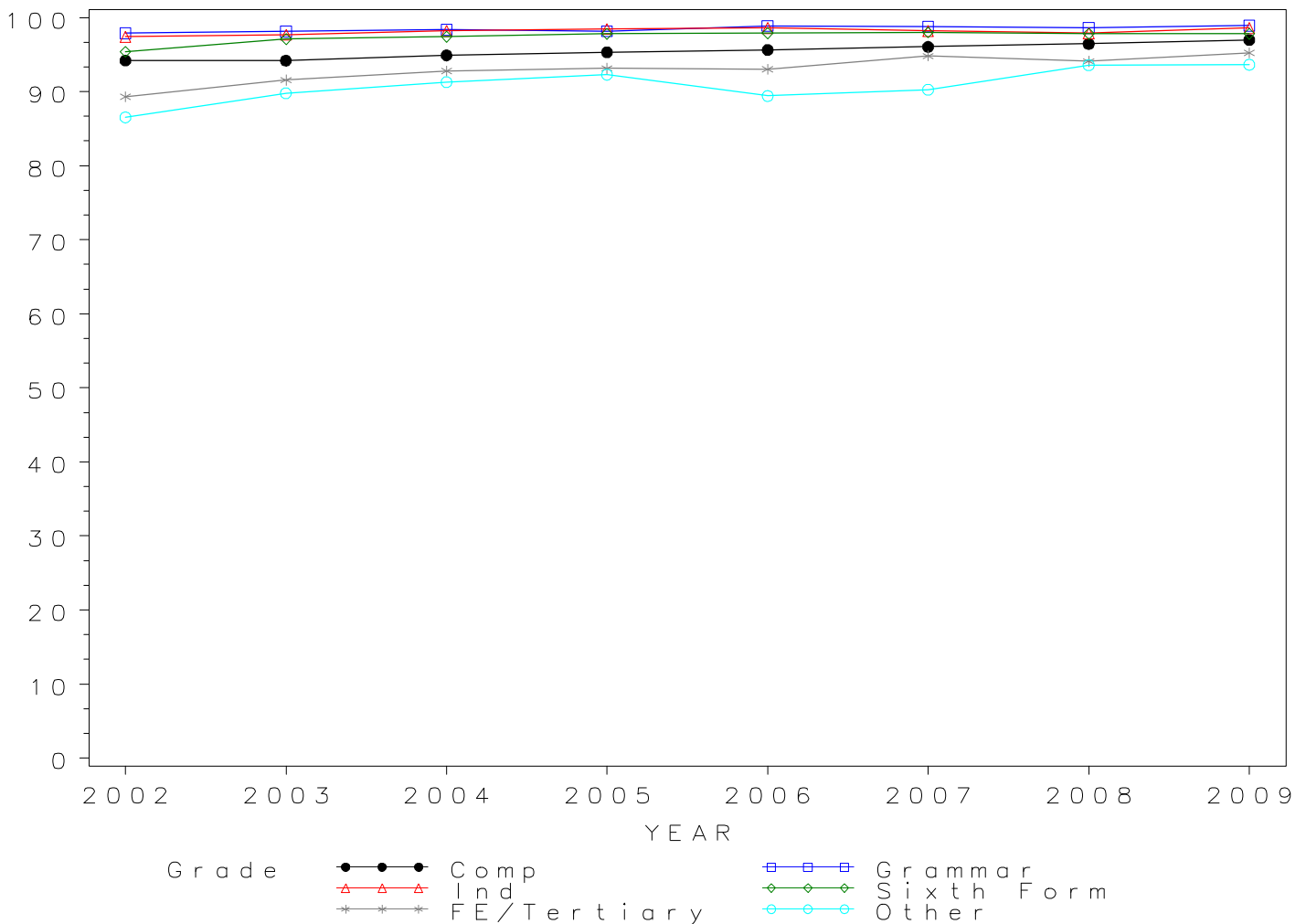
schtype	2002	2003	2004	2005	2006	2007	2008	2009
Comprehensive	94.20	94.18	94.90	95.31	95.64	96.06	96.45	96.99
Grammar	97.90	98.13	98.37	98.17	98.88	98.81	98.60	98.92
Independent	97.40	97.70	98.20	98.50	98.60	98.20	97.90	98.60
Sixth Form	95.40	97.10	97.40	97.80	97.90	98.00	97.80	97.80
FE/Tertiary	89.33	91.58	92.78	93.14	93.03	94.83	94.11	95.23
Academy	95.61
Other	86.53	89.79	91.28	92.29	89.43	90.28	93.57	93.63

Cumulative Numbers

schtype	2002	2003	2004	2005	2006	2007	2008	2009
Comprehensive	11182	13669	16252	20704	21888	21770	22988	23306
Grammar	1814	2364	2657	3694	4063	4076	4164	4113
Independent	986	1464	1834	2515	2773	2831	3083	3038
Sixth Form	7433	8885	9763	11082	11631	12074	12243	12132
FE/Tertiary	6092	6645	6761	7788	7563	7388	7412	7068
Academy	457
Other	655	827	869	1078	1049	1114	1281	1412

GCE A Level PSYCHOLOGY 2002–2009

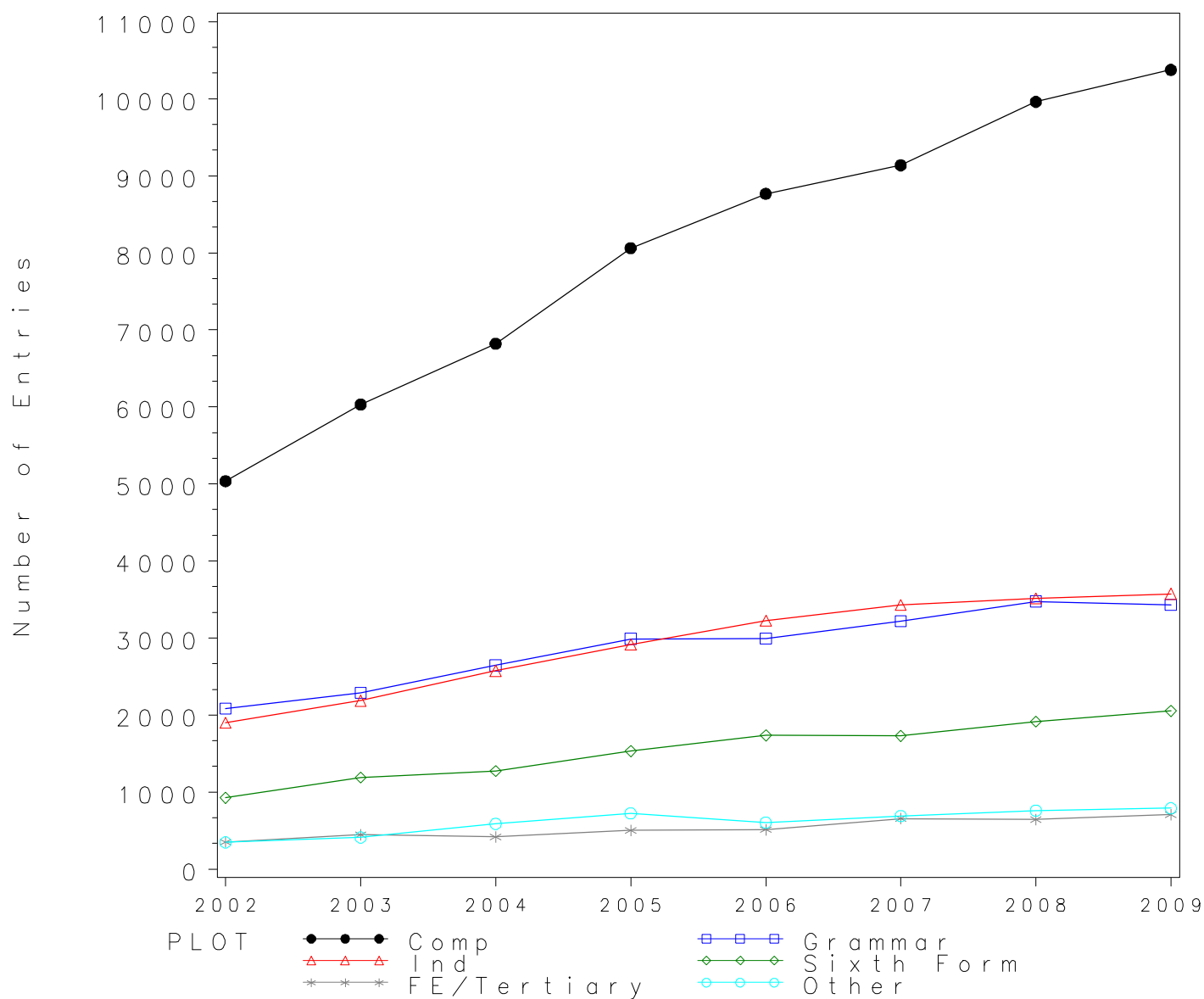
Cumulative % at Grade E by school type



Numbers of GCE A Level entries in RELIGIOUS STUDIES/EDUCATION by school type 2002- 2009

sctype	2002	2003	2004	2005	2006	2007	2008	2009
Comprehensive	5036	6031	6820	8062	8768	9137	9961	10376
Grammar	2084	2289	2645	2989	2995	3220	3475	3432
Independent	1901	2187	2574	2918	3228	3432	3517	3574
Sixth Form	926	1190	1276	1533	1737	1730	1915	2055
FE/Tertiary	352	446	420	503	512	656	643	707
Academy	225
Other	348	411	588	725	606	689	761	791

GCE A Level RELIGIOUS STUDIES/EDUCATION Entries by school type 2002–2009



GCE A Level RELIGIOUS STUDIES/EDUCATION Grade A by school type 2002- 2009
Cumulative Percentages

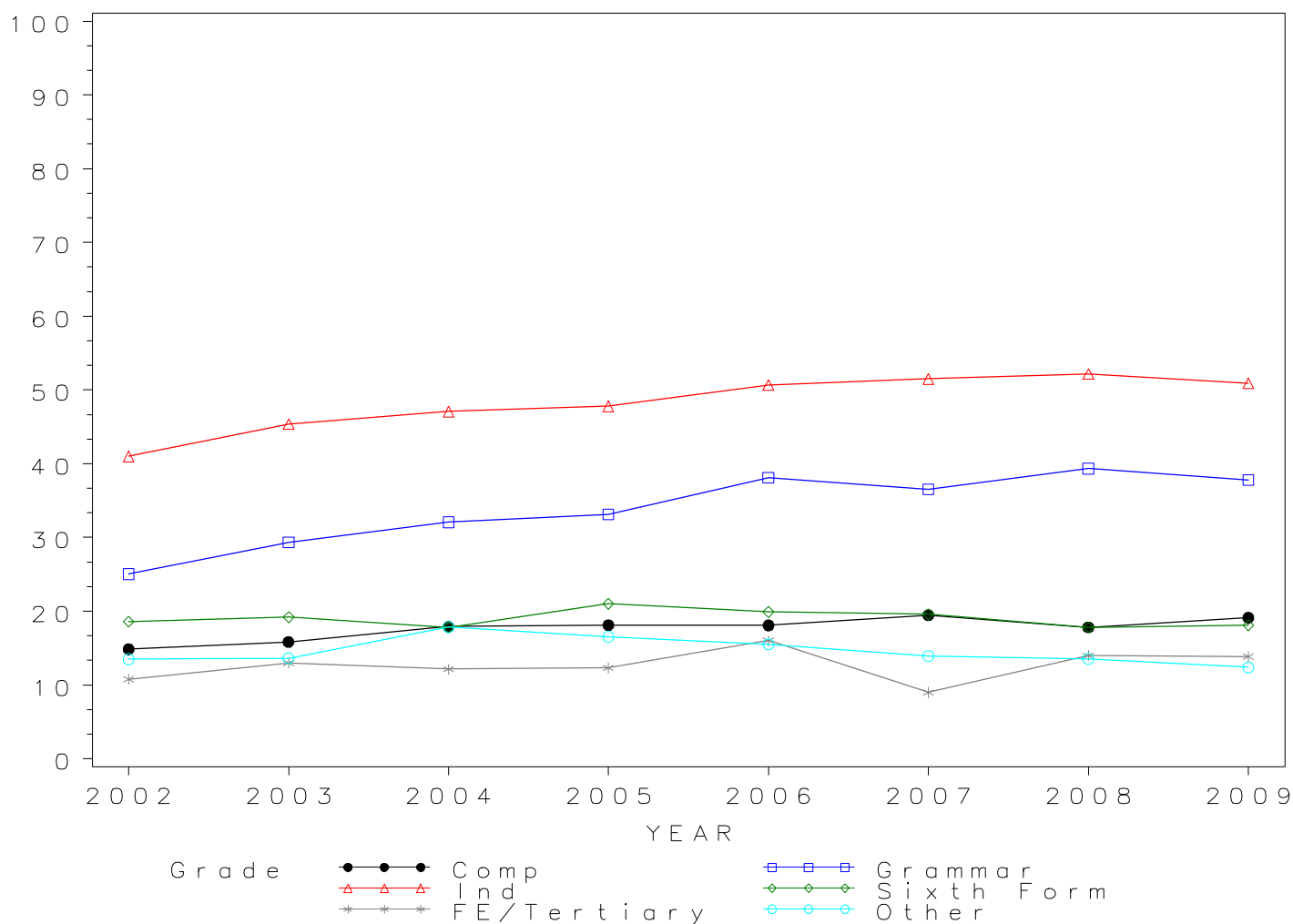
schtype	2002	2003	2004	2005	2006	2007	2008	2009
Comprehensive	14.85	15.83	17.92	18.11	18.09	19.48	17.83	19.12
Grammar	25.05	29.36	32.06	33.12	38.13	36.55	39.34	37.79
Independent	41.00	45.40	47.10	47.80	50.70	51.50	52.20	50.90
Sixth Form	18.60	19.20	17.80	21.00	19.90	19.60	17.80	18.10
FE/Tertiary	10.80	13.00	12.14	12.33	16.02	8.99	14.00	13.86
Academy	16.00
Other	13.51	13.63	17.86	16.55	15.51	13.93	13.53	12.39

Cumulative Numbers

schtype	2002	2003	2004	2005	2006	2007	2008	2009
Comprehensive	748	955	1222	1460	1586	1780	1776	1984
Grammar	522	672	848	990	1142	1177	1367	1297
Independent	779	993	1212	1395	1637	1767	1836	1819
Sixth Form	172	228	227	322	346	339	341	372
FE/Tertiary	38	58	51	62	82	59	90	98
Academy	36
Other	47	56	105	120	94	96	103	98

GCE A Level RELIGIOUS STUDIES/EDUCATION 2002–2009

Cumulative % at Grade A by school type



GCE A Level RELIGIOUS STUDIES/EDUCATION Grade B by school type 2002- 2009
Cumulative Percentages

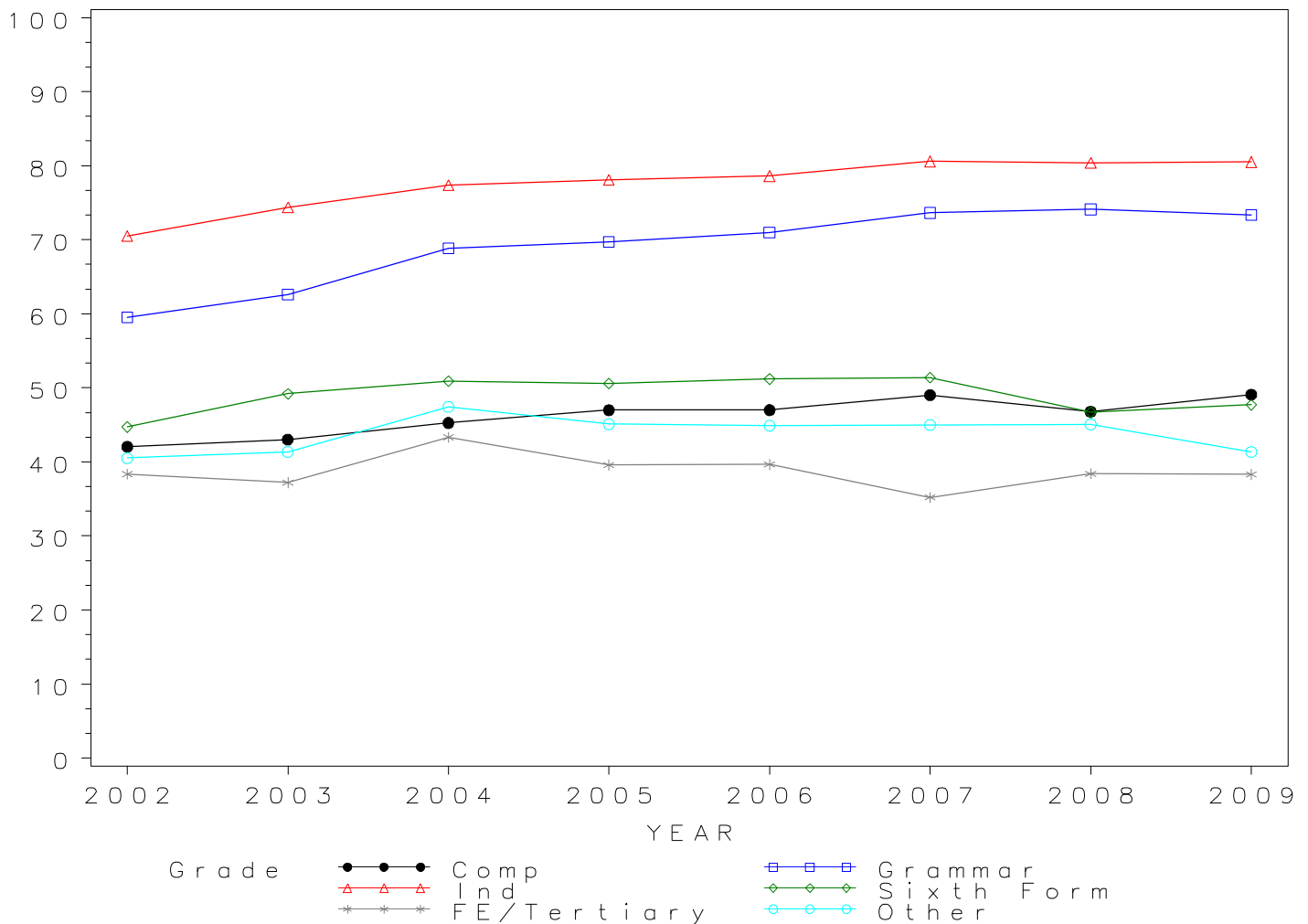
schtype	2002	2003	2004	2005	2006	2007	2008	2009
Comprehensive	42.04	43.03	45.26	47.00	47.00	49.02	46.77	49.08
Grammar	59.55	62.60	68.85	69.72	70.98	73.63	74.10	73.37
Independent	70.50	74.40	77.40	78.10	78.60	80.60	80.40	80.50
Sixth Form	44.70	49.20	50.90	50.60	51.20	51.40	46.70	47.70
FE/Tertiary	38.35	37.22	43.33	39.56	39.65	35.21	38.41	38.33
Academy	40.00
Other	40.52	41.36	47.45	45.10	44.88	44.99	45.07	41.34

Cumulative Numbers

schtype	2002	2003	2004	2005	2006	2007	2008	2009
Comprehensive	2117	2595	3087	3789	4121	4479	4659	5093
Grammar	1241	1433	1821	2084	2126	2371	2575	2518
Independent	1340	1627	1992	2279	2537	2766	2828	2877
Sixth Form	414	585	649	776	889	889	894	980
FE/Tertiary	135	166	182	199	203	231	247	271
Academy	90
Other	141	170	279	327	272	310	343	327

GCE A Level RELIGIOUS STUDIES/EDUCATION 2002–2009

Cumulative % at Grade B by school type



GCE A Level RELIGIOUS STUDIES/EDUCATION Grade C by school type 2002- 2009
Cumulative Percentages

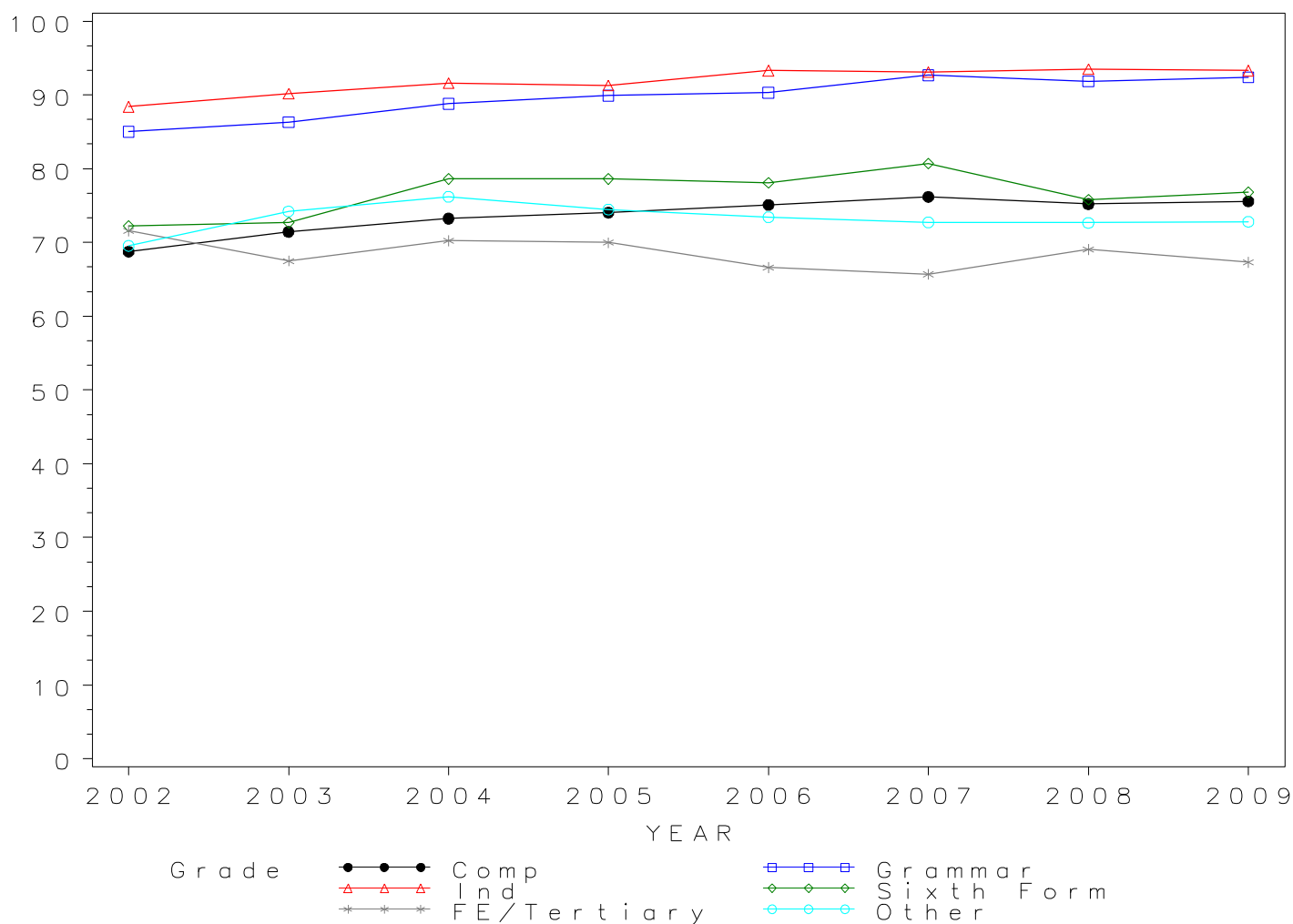
schtype	2002	2003	2004	2005	2006	2007	2008	2009
Comprehensive	68.75	71.43	73.24	74.04	75.10	76.17	75.21	75.59
Grammar	85.03	86.33	88.81	89.90	90.32	92.67	91.86	92.40
Independent	88.40	90.20	91.60	91.30	93.30	93.10	93.50	93.30
Sixth Form	72.20	72.70	78.60	78.60	78.10	80.70	75.80	76.80
FE/Tertiary	71.59	67.49	70.24	69.98	66.60	65.70	69.05	67.33
Academy	72.00
Other	69.54	74.21	76.19	74.48	73.43	72.71	72.67	72.82

Cumulative Numbers

schtype	2002	2003	2004	2005	2006	2007	2008	2009
Comprehensive	3462	4308	4995	5969	6585	6960	7492	7843
Grammar	1772	1976	2349	2687	2705	2984	3192	3171
Independent	1680	1973	2358	2664	3012	3195	3288	3335
Sixth Form	669	865	1003	1205	1357	1396	1452	1578
FE/Tertiary	252	301	295	352	341	431	444	476
Academy	162
Other	242	305	448	540	445	501	553	576

GCE A Level RELIGIOUS STUDIES/EDUCATION 2002–2009

Cumulative % at Grade C by school type



GCE A Level RELIGIOUS STUDIES/EDUCATION Grade D by school type 2002- 2009
Cumulative Percentages

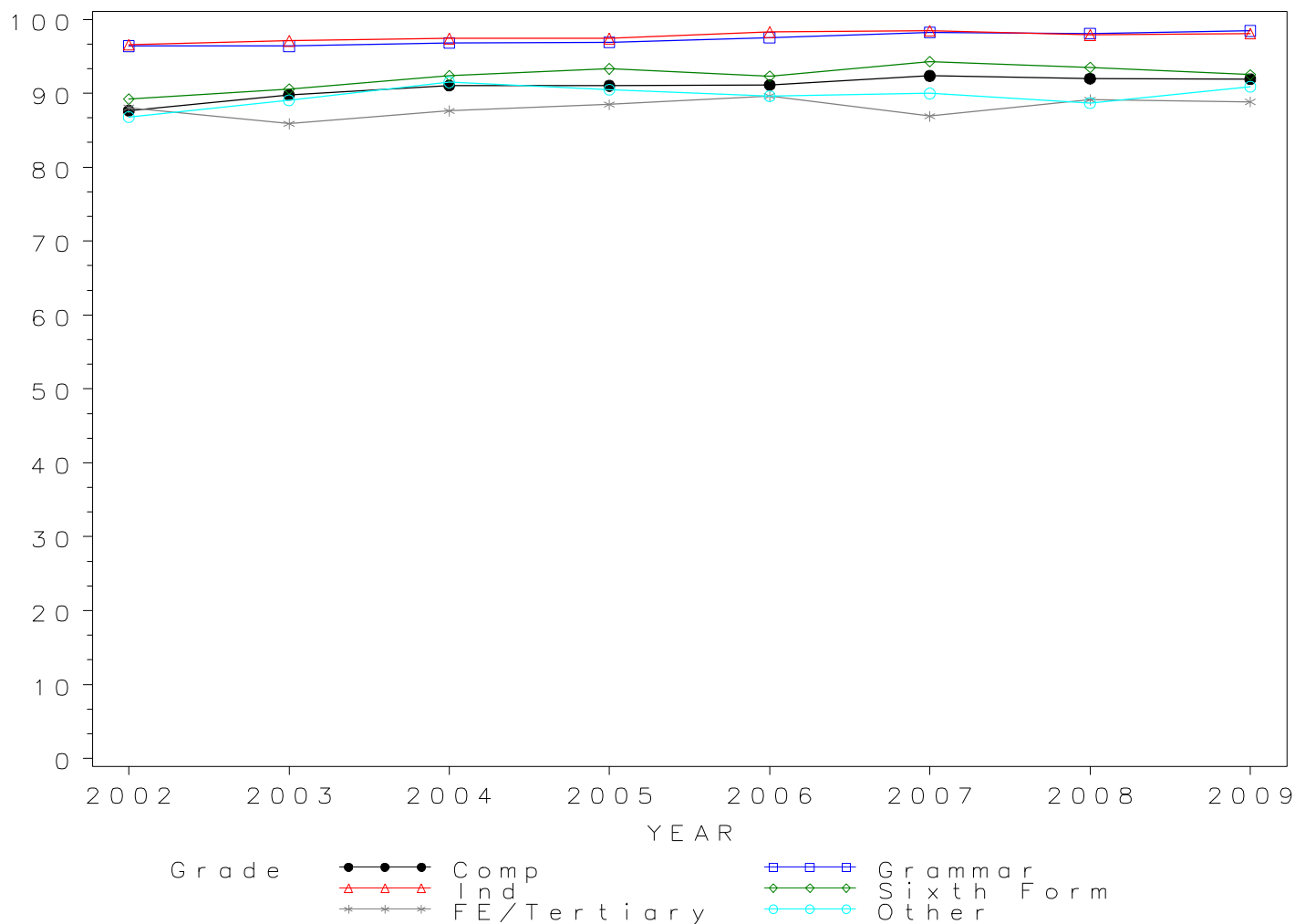
schtype	2002	2003	2004	2005	2006	2007	2008	2009
Comprehensive	87.65	89.79	91.06	91.02	91.13	92.36	91.98	91.92
Grammar	96.40	96.37	96.82	96.89	97.53	98.26	98.07	98.46
Independent	96.60	97.10	97.40	97.40	98.30	98.50	97.90	98.10
Sixth Form	89.20	90.60	92.40	93.30	92.30	94.30	93.50	92.50
FE/Tertiary	88.07	85.87	87.62	88.47	89.65	86.89	89.11	88.83
Academy	92.89
Other	86.78	89.05	91.50	90.48	89.60	89.99	88.70	90.90

Cumulative Numbers

schtype	2002	2003	2004	2005	2006	2007	2008	2009
Comprehensive	4414	5415	6210	7338	7990	8439	9162	9538
Grammar	2009	2206	2561	2896	2921	3164	3408	3379
Independent	1836	2124	2507	2842	3173	3381	3443	3506
Sixth Form	826	1078	1179	1430	1603	1631	1791	1901
FE/Tertiary	310	383	368	445	459	570	573	628
Academy	209
Other	302	366	538	656	543	620	675	719

GCE A Level RELIGIOUS STUDIES/EDUCATION 2002–2009

Cumulative % at Grade D by school type



GCE A Level RELIGIOUS STUDIES/EDUCATION Grade E by school type 2002- 2009
Cumulative Percentages

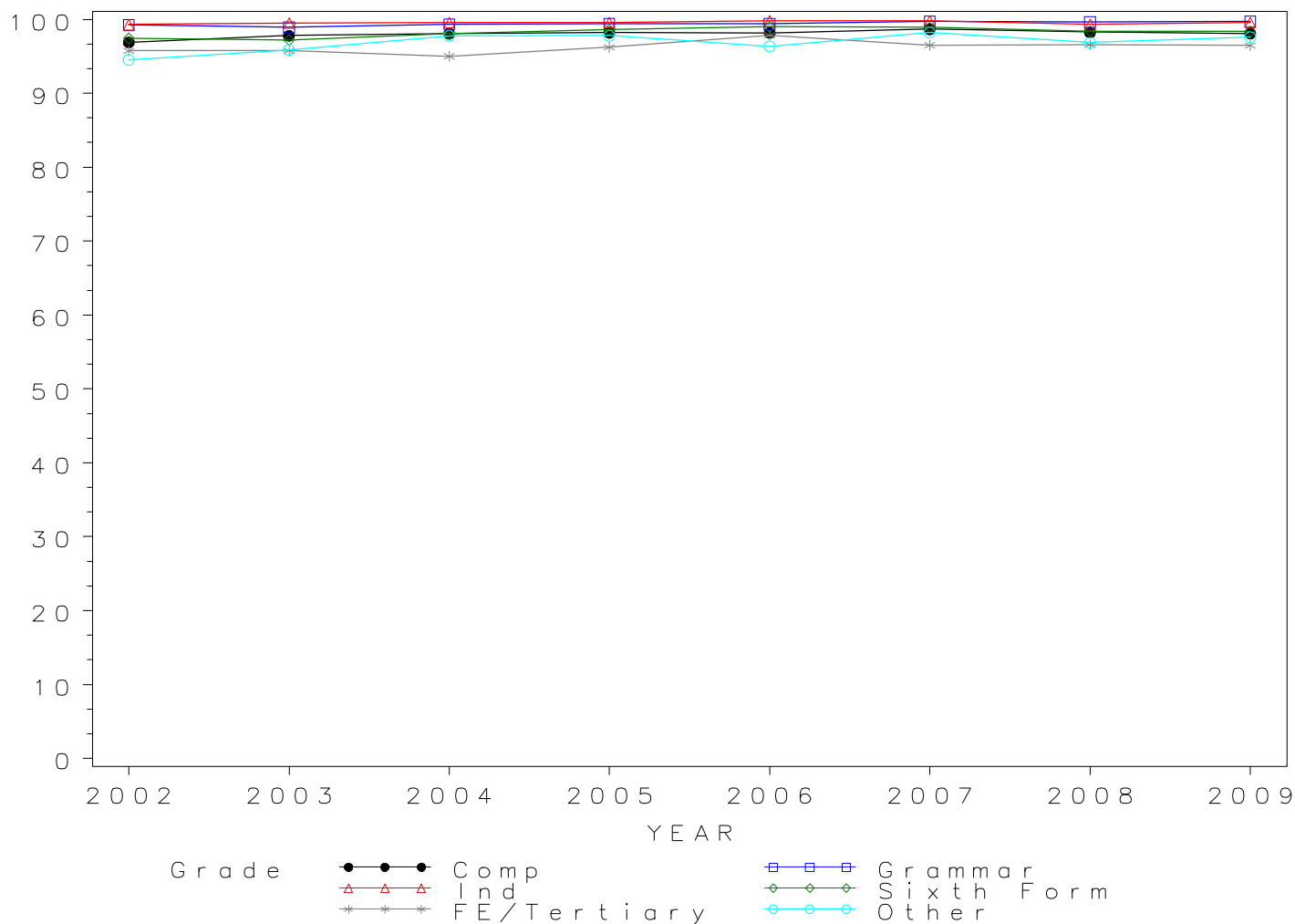
schtype	2002	2003	2004	2005	2006	2007	2008	2009
Comprehensive	96.88	97.79	98.06	98.21	98.19	98.68	98.27	98.10
Grammar	99.23	98.91	99.36	99.40	99.40	99.72	99.63	99.71
Independent	99.30	99.50	99.60	99.60	99.80	99.80	99.30	99.60
Sixth Form	97.40	97.20	98.10	98.60	99.00	98.90	98.40	98.40
FE/Tertiary	95.74	95.74	95.00	96.22	97.85	96.49	96.58	96.46
Academy	97.78
Other	94.54	95.86	97.79	97.79	96.37	98.26	96.85	97.60

Cumulative Numbers

schtype	2002	2003	2004	2005	2006	2007	2008	2009
Comprehensive	4879	5898	6688	7918	8609	9016	9789	10179
Grammar	2068	2264	2628	2971	2977	3211	3462	3422
Independent	1888	2176	2564	2906	3222	3425	3492	3560
Sixth Form	902	1157	1252	1512	1720	1711	1884	2022
FE/Tertiary	337	427	399	484	501	633	621	682
Academy	220
Other	329	394	575	709	584	677	737	772

GCE A Level RELIGIOUS STUDIES/EDUCATION 2002–2009

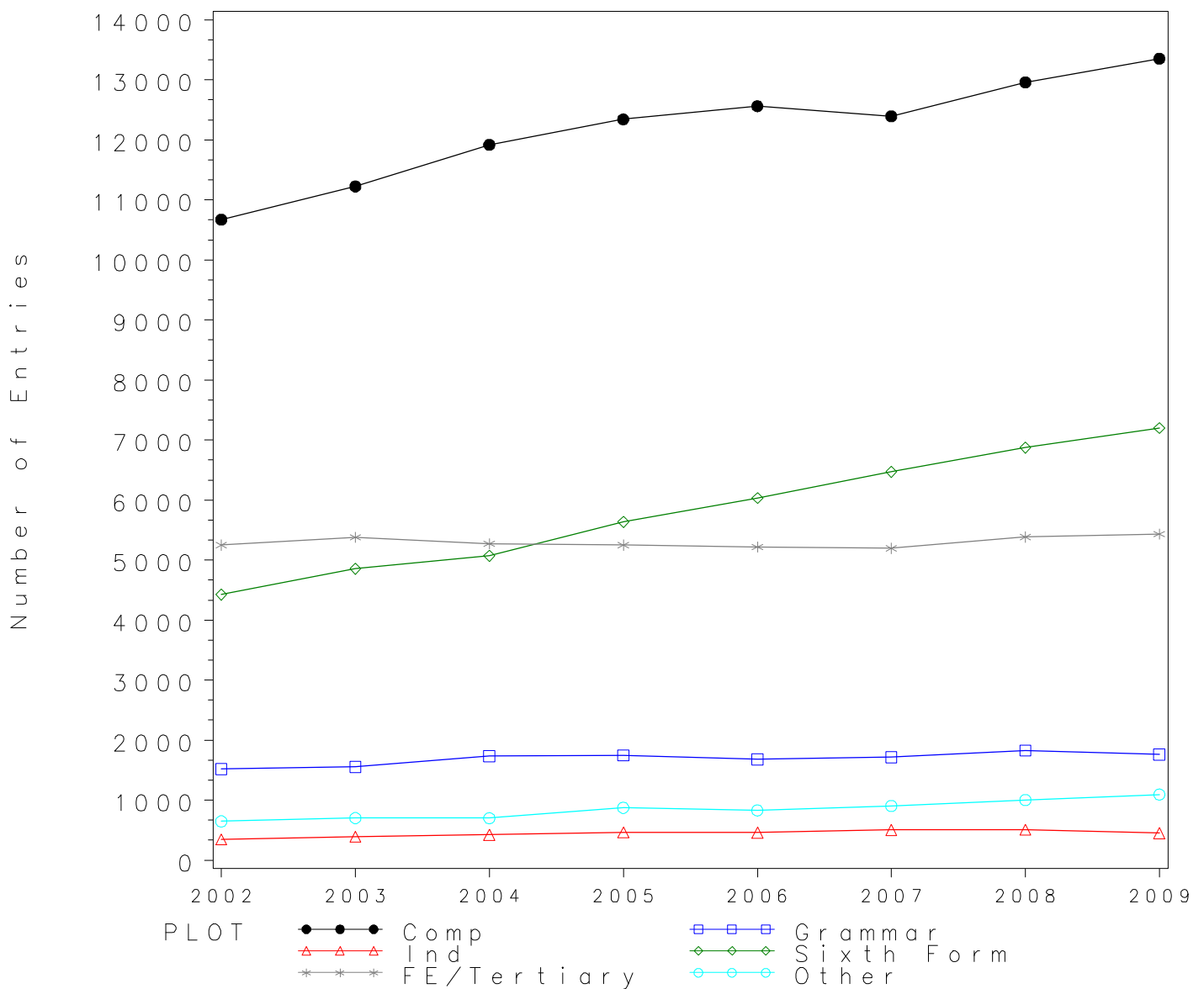
Cumulative % at Grade E by school type



Numbers of GCE A Level entries in SOCIOLOGY by school type 2002- 2009

schtype	2002	2003	2004	2005	2006	2007	2008	2009
Comprehensive	10673	11226	11920	12344	12563	12395	12959	13354
Grammar	1520	1556	1734	1749	1679	1718	1827	1761
Independent	348	393	425	464	460	505	509	450
Sixth Form	4425	4855	5070	5636	6037	6470	6876	7201
FE/Tertiary	5253	5382	5273	5250	5220	5199	5386	5433
Academy	354
Other	648	703	701	874	830	906	1004	1095

GCE A Level SOCIOLOGY Entries by school type 2002–2009



*GCE A Level SOCIOLOGY Grade A by school type 2002- 2009
Cumulative Percentages*

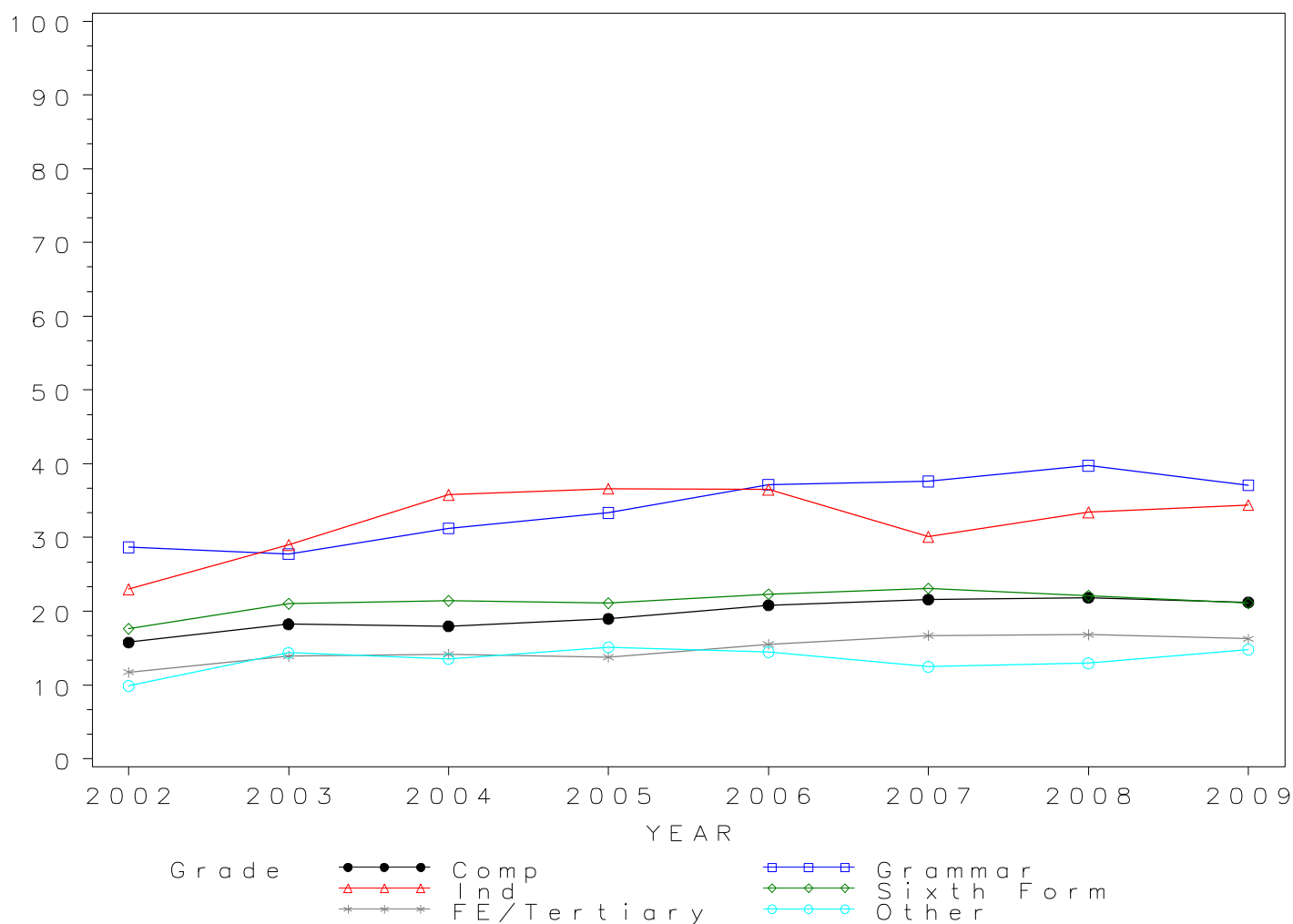
schtype	2002	2003	2004	2005	2006	2007	2008	2009
Comprehensive	15.78	18.24	17.96	18.96	20.82	21.59	21.85	21.20
Grammar	28.68	27.76	31.26	33.33	37.16	37.60	39.74	37.08
Independent	23.00	29.00	35.80	36.60	36.50	30.10	33.40	34.40
Sixth Form	17.60	21.00	21.40	21.10	22.30	23.10	22.10	21.10
FE/Tertiary	11.75	13.90	14.19	13.79	15.52	16.70	16.82	16.25
Academy	17.80
Other	9.88	14.37	13.55	15.10	14.46	12.47	12.95	14.79

Cumulative Numbers

schtype	2002	2003	2004	2005	2006	2007	2008	2009
Comprehensive	1684	2048	2141	2341	2615	2676	2831	2831
Grammar	436	432	542	583	624	646	726	653
Independent	80	114	152	170	168	152	170	155
Sixth Form	779	1020	1085	1189	1346	1495	1520	1519
FE/Tertiary	617	748	748	724	810	868	906	883
Academy	63
Other	64	101	95	132	120	113	130	162

GCE A Level SOCIOLOGY 2002–2009

Cumulative % at Grade A by school type



*GCE A Level SOCIOLOGY Grade B by school type 2002- 2009
Cumulative Percentages*

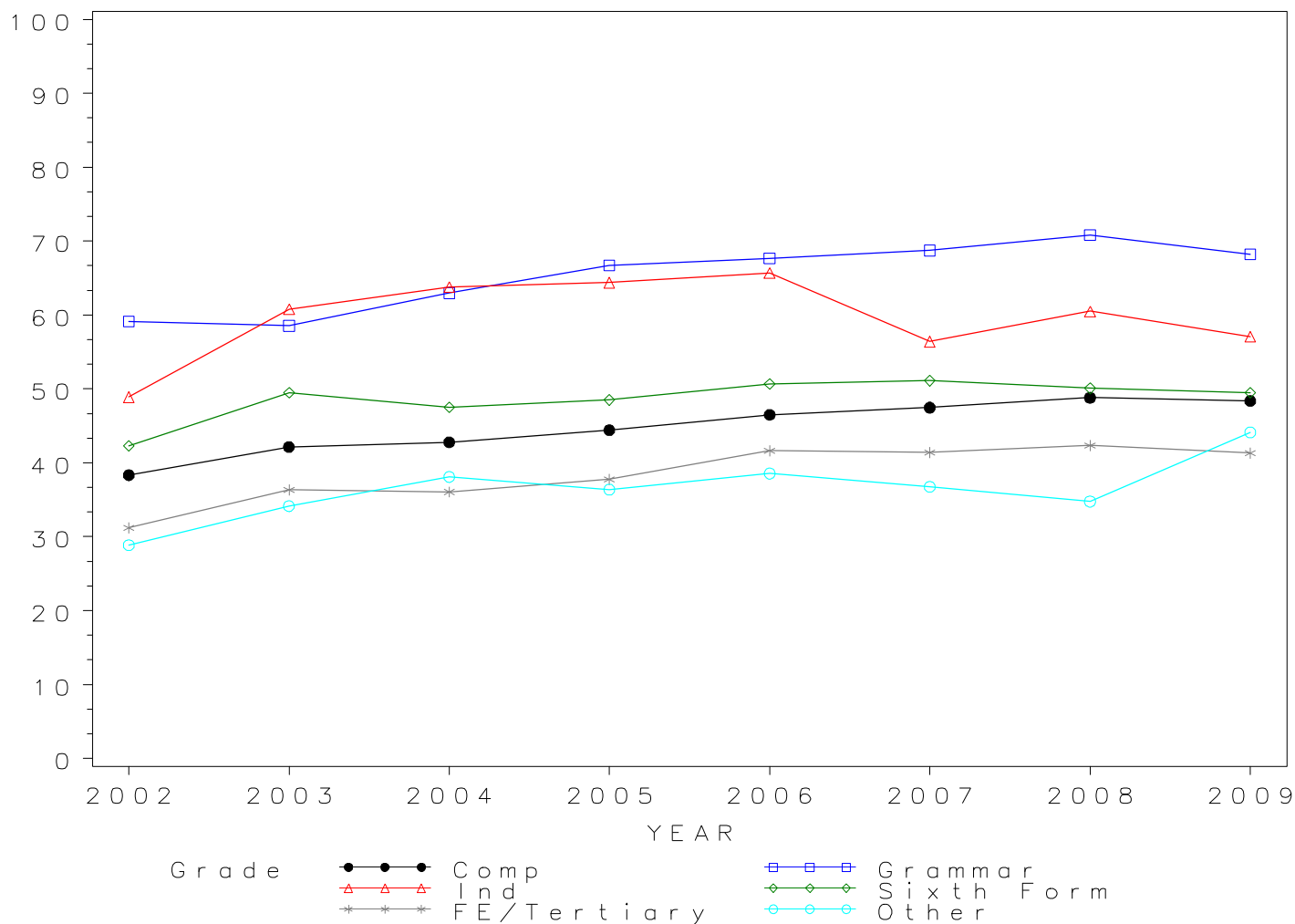
schtype	2002	2003	2004	2005	2006	2007	2008	2009
Comprehensive	38.33	42.16	42.79	44.42	46.51	47.48	48.82	48.37
Grammar	59.14	58.55	62.98	66.72	67.66	68.74	70.83	68.20
Independent	48.90	60.80	63.80	64.40	65.70	56.40	60.50	57.10
Sixth Form	42.30	49.50	47.50	48.50	50.70	51.10	50.10	49.50
FE/Tertiary	31.22	36.32	36.07	37.75	41.63	41.39	42.35	41.30
Academy	38.70
Other	28.86	34.14	38.09	36.38	38.55	36.75	34.76	44.11

Cumulative Numbers

schtype	2002	2003	2004	2005	2006	2007	2008	2009
Comprehensive	4091	4733	5101	5483	5843	5885	6326	6459
Grammar	899	911	1092	1167	1136	1181	1294	1201
Independent	170	239	271	299	302	285	308	257
Sixth Form	1872	2403	2408	2733	3061	3306	3445	3564
FE/Tertiary	1640	1955	1902	1982	2173	2152	2281	2244
Academy	137
Other	187	240	267	318	320	333	349	483

GCE A Level SOCIOLOGY 2002–2009

Cumulative % at Grade B by school type



*GCE A Level SOCIOLOGY Grade C by school type 2002- 2009
Cumulative Percentages*

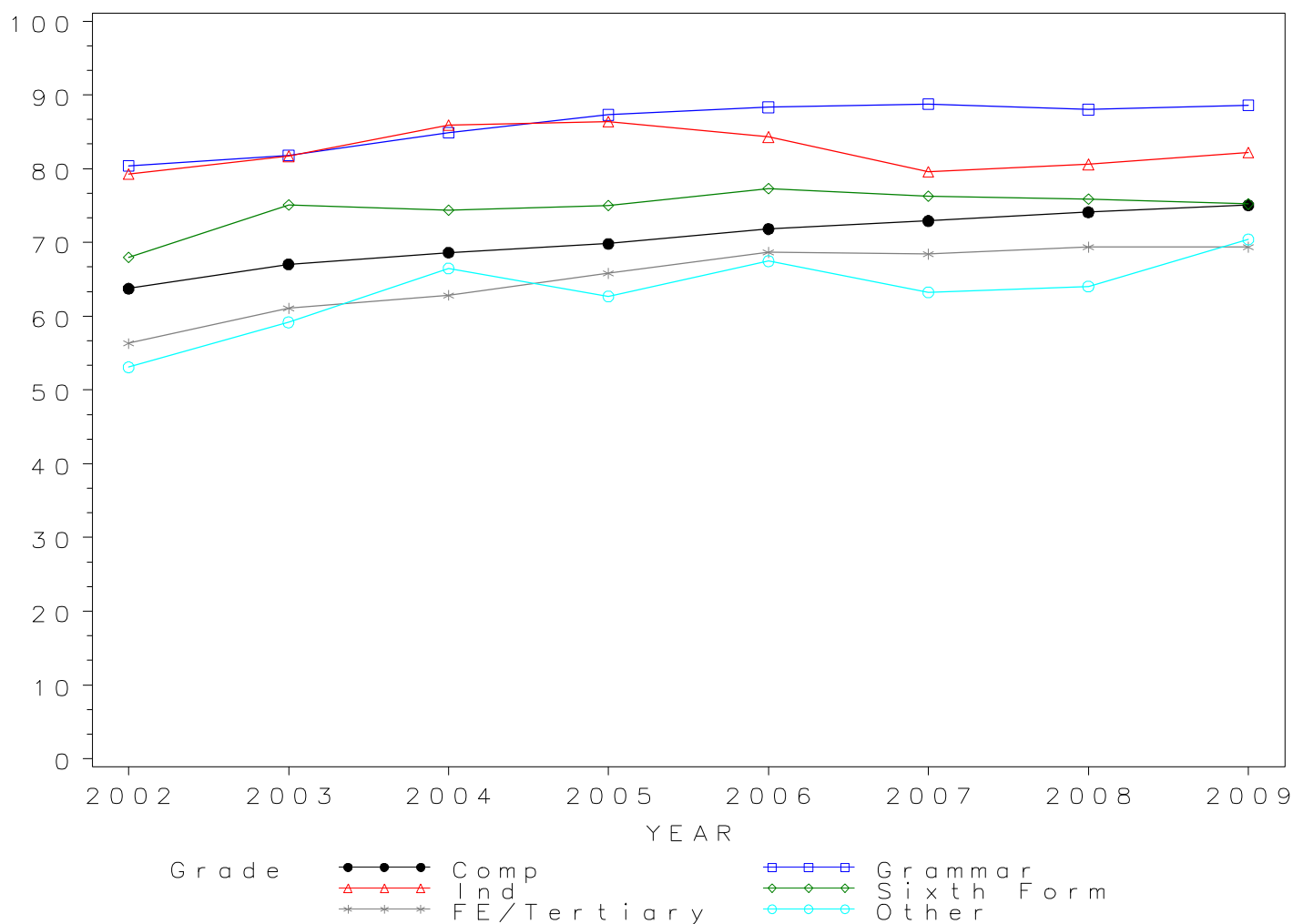
schtype	2002	2003	2004	2005	2006	2007	2008	2009
Comprehensive	63.74	67.03	68.63	69.82	71.82	72.92	74.10	75.05
Grammar	80.39	81.81	84.89	87.31	88.33	88.77	88.01	88.59
Independent	79.30	81.70	85.90	86.40	84.30	79.60	80.60	82.20
Sixth Form	68.00	75.10	74.40	75.00	77.30	76.30	75.90	75.20
FE/Tertiary	56.31	61.06	62.83	65.83	68.64	68.42	69.38	69.35
Academy	64.97
Other	53.09	59.17	66.48	62.70	67.47	63.25	64.04	70.41

Cumulative Numbers

schtype	2002	2003	2004	2005	2006	2007	2008	2009
Comprehensive	6803	7525	8181	8619	9023	9038	9603	10022
Grammar	1222	1273	1472	1527	1483	1525	1608	1560
Independent	276	321	365	401	388	402	410	370
Sixth Form	3009	3646	3772	4227	4667	4937	5219	5415
FE/Tertiary	2958	3286	3313	3456	3583	3557	3737	3768
Academy	230
Other	344	416	466	548	560	573	643	771

GCE A Level SOCIOLOGY 2002–2009

Cumulative % at Grade C by school type



*GCE A Level SOCIOLOGY Grade D by school type 2002- 2009
Cumulative Percentages*

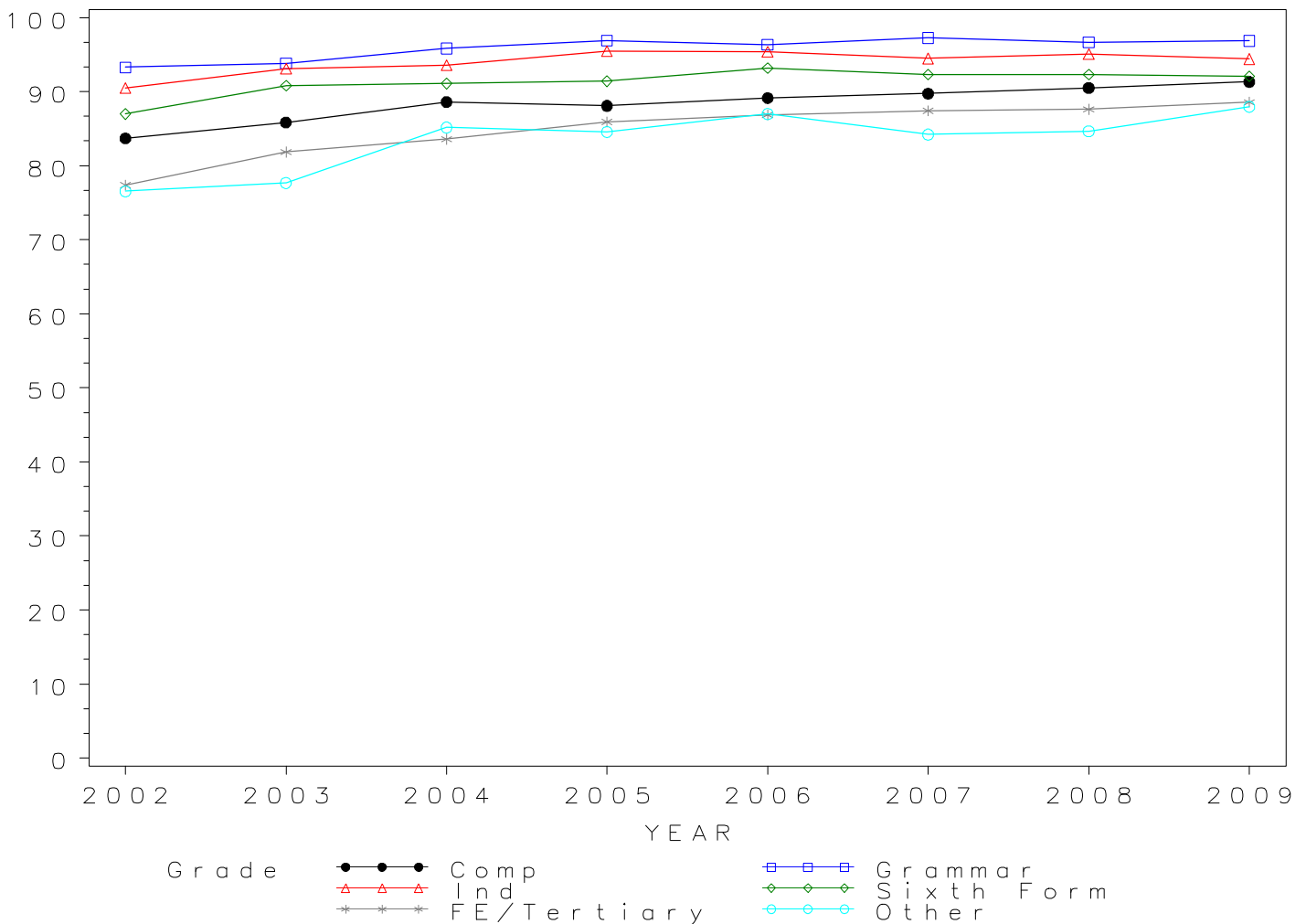
schtype	2002	2003	2004	2005	2006	2007	2008	2009
Comprehensive	83.69	85.85	88.60	88.09	89.13	89.75	90.50	91.33
Grammar	93.29	93.83	95.85	96.91	96.37	97.26	96.66	96.88
Independent	90.50	93.10	93.60	95.50	95.40	94.50	95.10	94.40
Sixth Form	87.00	90.80	91.10	91.40	93.20	92.30	92.30	92.10
FE/Tertiary	77.40	81.85	83.60	85.90	86.88	87.44	87.62	88.59
Academy	82.77
Other	76.54	77.67	85.16	84.55	86.99	84.22	84.66	87.95

Cumulative Numbers

schtype	2002	2003	2004	2005	2006	2007	2008	2009
Comprehensive	8932	9638	10561	10874	11198	11124	11728	12196
Grammar	1418	1460	1662	1695	1618	1671	1766	1706
Independent	315	366	398	443	439	477	484	425
Sixth Form	3850	4408	4619	5151	5626	5972	6347	6632
FE/Tertiary	4066	4405	4408	4510	4535	4546	4719	4813
Academy	293
Other	496	546	597	739	722	763	850	963

GCE A Level SOCIOLOGY 2002–2009

Cumulative % at Grade D by school type



*GCE A Level SOCIOLOGY Grade E by school type 2002- 2009
Cumulative Percentages*

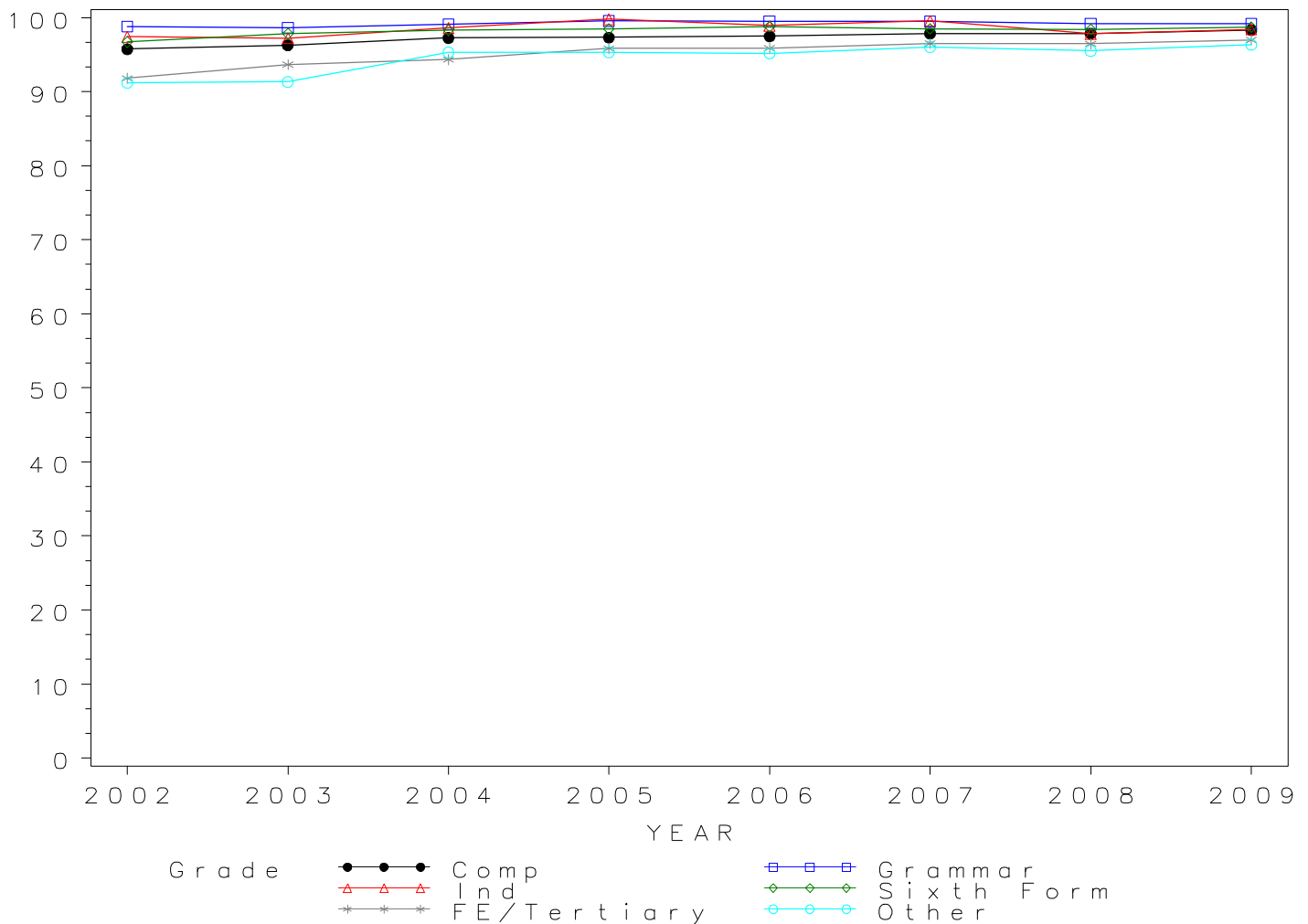
schtype	2002	2003	2004	2005	2006	2007	2008	2009
Comprehensive	95.75	96.29	97.26	97.32	97.48	97.84	97.84	98.32
Grammar	98.82	98.65	99.13	99.54	99.46	99.48	99.18	99.15
Independent	97.40	97.20	98.60	99.80	98.90	99.60	97.80	98.40
Sixth Form	96.70	97.80	98.30	98.50	98.80	98.50	98.40	98.70
FE/Tertiary	91.81	93.65	94.35	95.85	95.88	96.50	96.47	96.98
Academy	95.20
Other	91.20	91.32	95.29	95.31	95.18	96.03	95.52	96.35

Cumulative Numbers

schtype	2002	2003	2004	2005	2006	2007	2008	2009
Comprehensive	10219	10809	11593	12013	12246	12127	12679	13129
Grammar	1502	1535	1719	1741	1670	1709	1812	1746
Independent	339	382	419	463	455	503	498	443
Sixth Form	4279	4748	4984	5551	5965	6373	6766	7107
FE/Tertiary	4823	5040	4975	5032	5005	5017	5196	5269
Academy	337
Other	591	642	668	833	790	870	959	1055

GCE A Level SOCIOLOGY 2002–2009

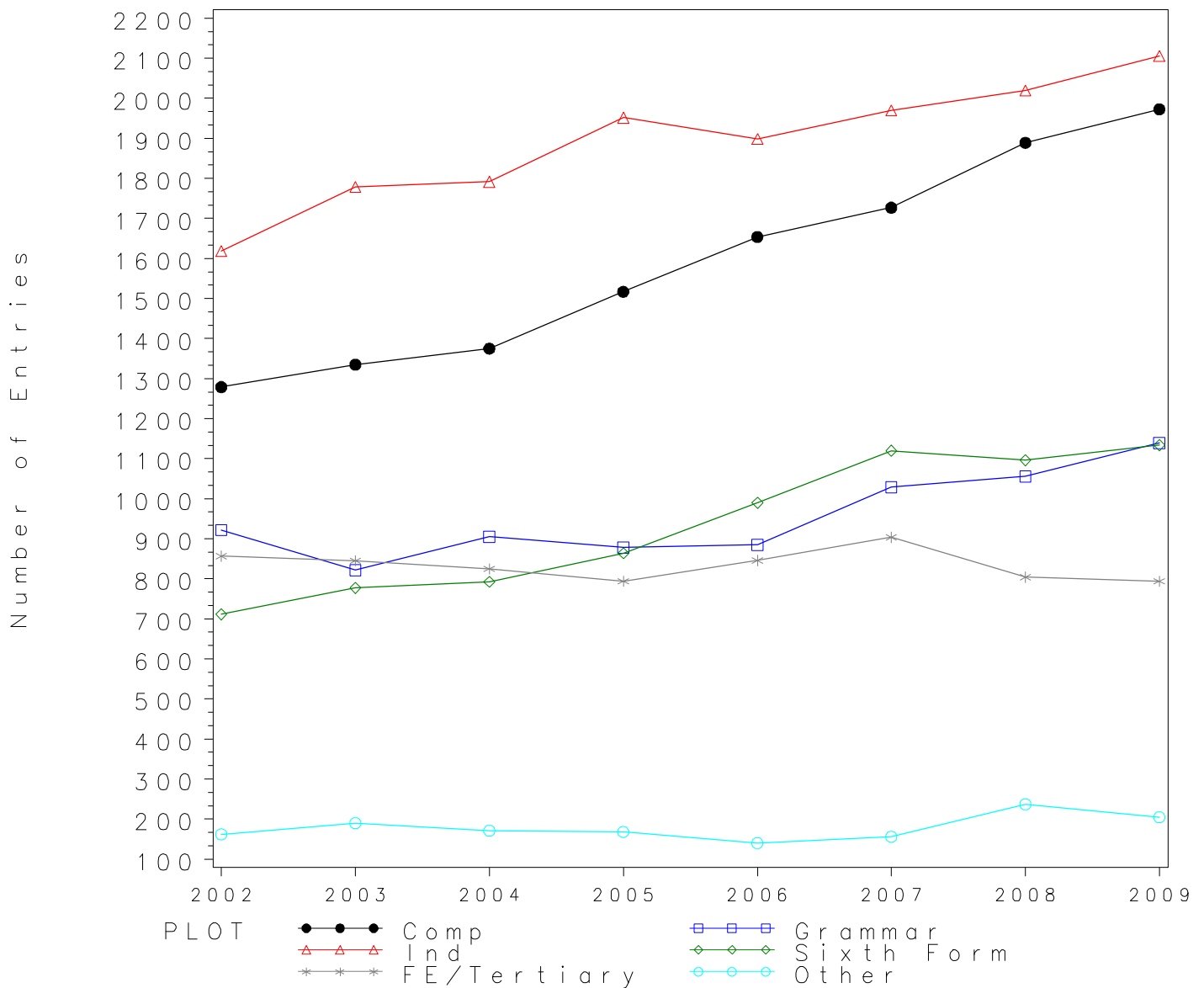
Cumulative % at Grade E by school type



Numbers of GCE A Level entries in SPANISH by school type 2002- 2009

schtype	2002	2003	2004	2005	2006	2007	2008	2009
Comprehensive	1279	1335	1375	1517	1654	1727	1889	1973
Grammar	922	822	905	878	885	1029	1056	1139
Independent	1619	1779	1792	1952	1899	1970	2020	2106
Sixth Form	711	777	793	864	990	1120	1096	1134
FE/Tertiary	857	845	825	794	846	904	804	794
Academy	34
Other	162	190	171	168	140	156	237	205

GCE A Level SPANISH Entries by school type 2002–2009



*GCE A Level SPANISH Grade A by school type 2002- 2009
Cumulative Percentages*

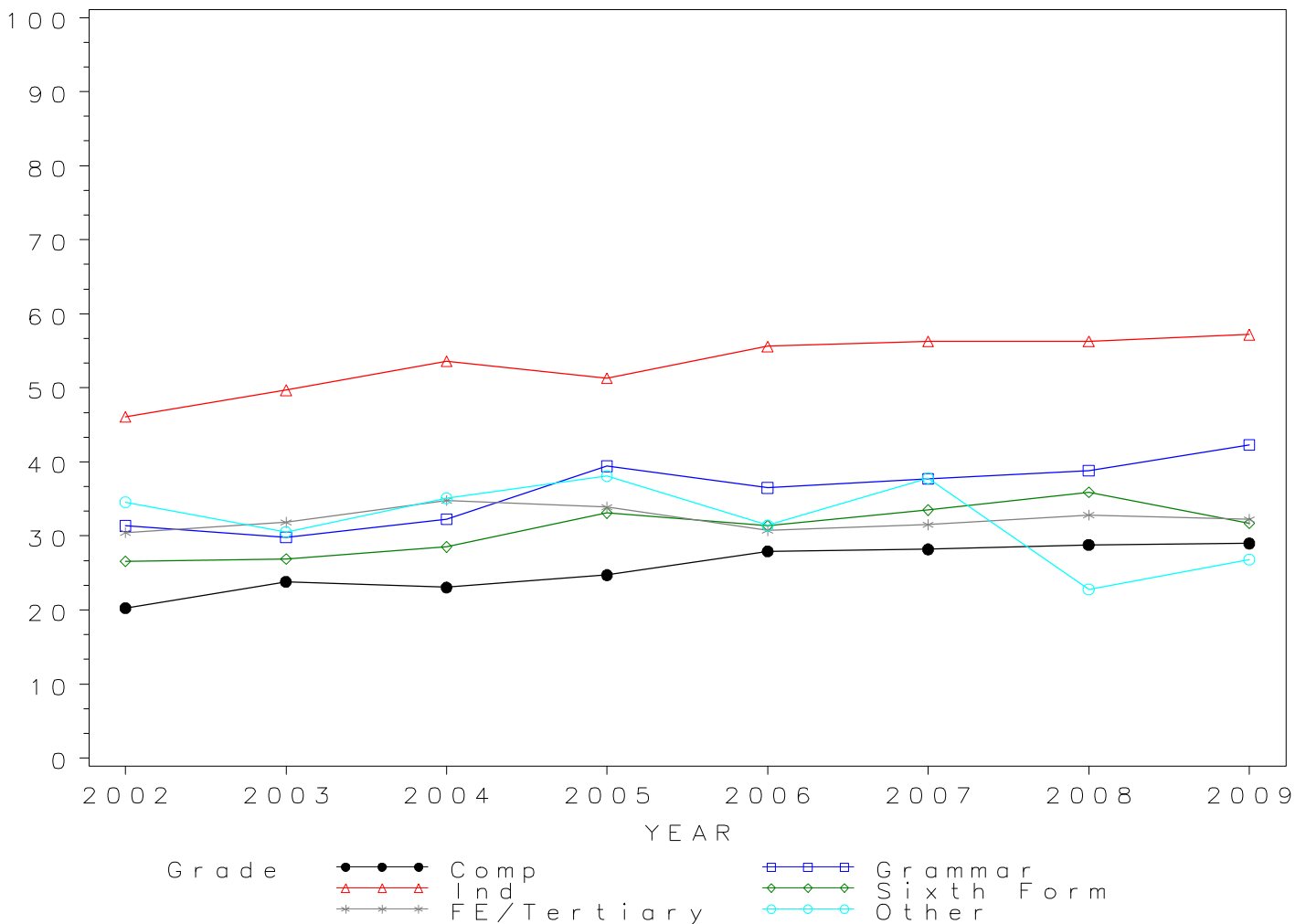
schtype	2002	2003	2004	2005	2006	2007	2008	2009
Comprehensive	20.25	23.82	23.05	24.72	27.93	28.20	28.80	28.99
Grammar	31.34	29.81	32.27	39.41	36.50	37.71	38.83	42.32
Independent	46.10	49.70	53.60	51.30	55.60	56.30	56.30	57.20
Sixth Form	26.60	26.90	28.50	33.10	31.40	33.50	35.90	31.70
FE/Tertiary	30.46	31.83	34.79	33.88	30.73	31.53	32.84	32.24
Academy	5.88
Other	34.57	30.53	35.09	38.10	31.43	37.82	22.78	26.83

Cumulative Numbers

schtype	2002	2003	2004	2005	2006	2007	2008	2009
Comprehensive	259	318	317	375	462	487	544	572
Grammar	289	245	292	346	323	388	410	482
Independent	746	884	961	1001	1056	1109	1137	1205
Sixth Form	189	209	226	286	311	375	393	359
FE/Tertiary	261	269	287	269	260	285	264	256
Academy	2
Other	56	58	60	64	44	59	54	55

GCE A Level SPANISH 2002–2009

Cumulative % at Grade A by school type



*GCE A Level SPANISH Grade B by school type 2002- 2009
Cumulative Percentages*

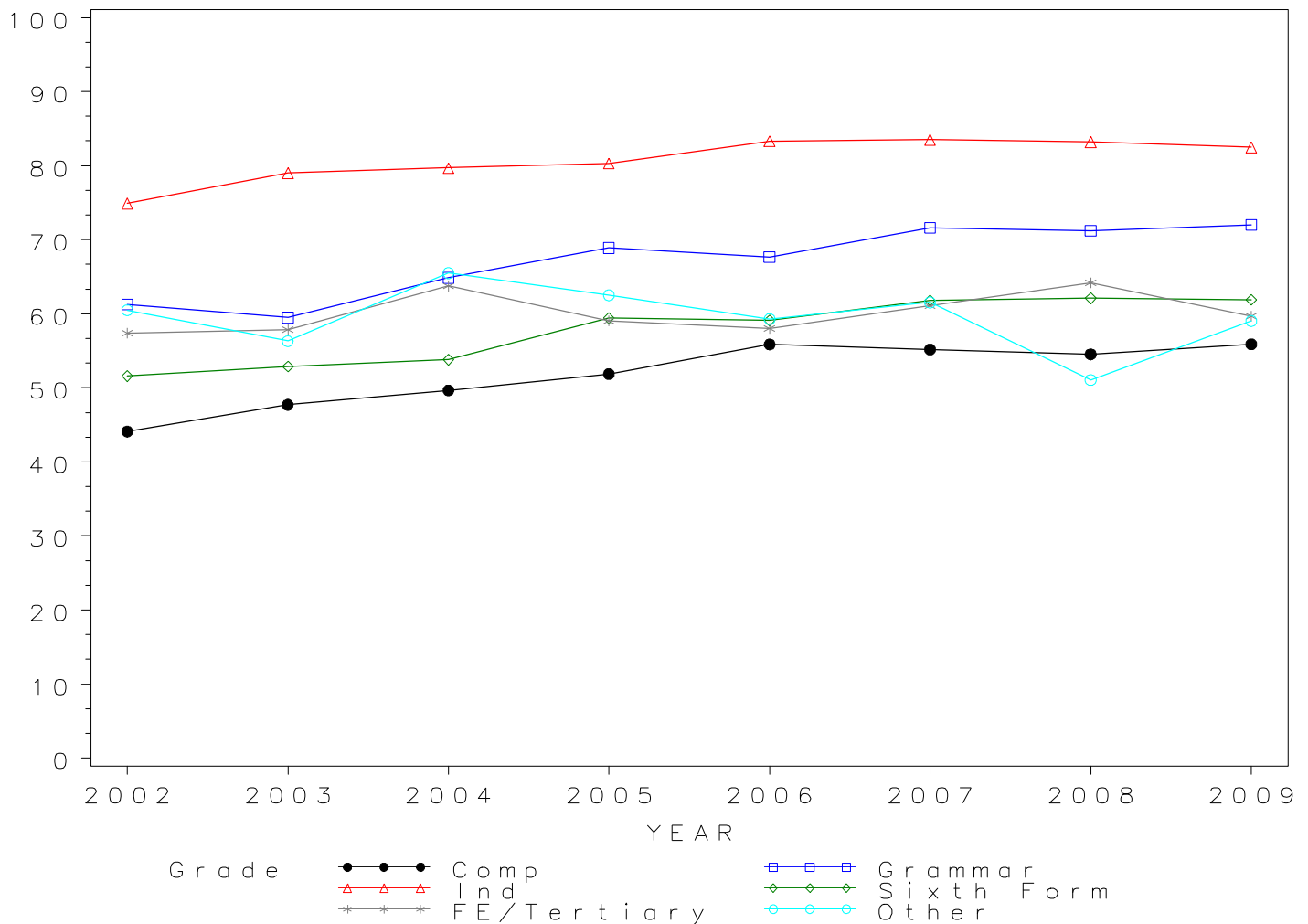
sctype	2002	2003	2004	2005	2006	2007	2008	2009
Comprehensive	44.10	47.72	49.67	51.88	55.86	55.18	54.53	55.90
Grammar	61.28	59.49	64.86	68.91	67.68	71.62	71.21	71.99
Independent	74.90	79.00	79.70	80.30	83.30	83.50	83.20	82.50
Sixth Form	51.60	52.90	53.80	59.40	59.10	61.80	62.10	61.90
FE/Tertiary	57.41	57.87	63.76	59.07	58.04	61.06	64.18	59.70
Academy	23.53
Other	60.49	56.32	65.50	62.50	59.29	61.54	51.05	59.02

Cumulative Numbers

sctype	2002	2003	2004	2005	2006	2007	2008	2009
Comprehensive	564	637	683	787	924	953	1030	1103
Grammar	565	489	587	605	599	737	752	820
Independent	1213	1405	1428	1567	1582	1645	1681	1737
Sixth Form	367	411	427	513	585	692	681	702
FE/Tertiary	492	489	526	469	491	552	516	474
Academy	8
Other	98	107	112	105	83	96	121	121

GCE A Level SPANISH 2002–2009

Cumulative % at Grade B by school type



*GCE A Level SPANISH Grade C by school type 2002- 2009
Cumulative Percentages*

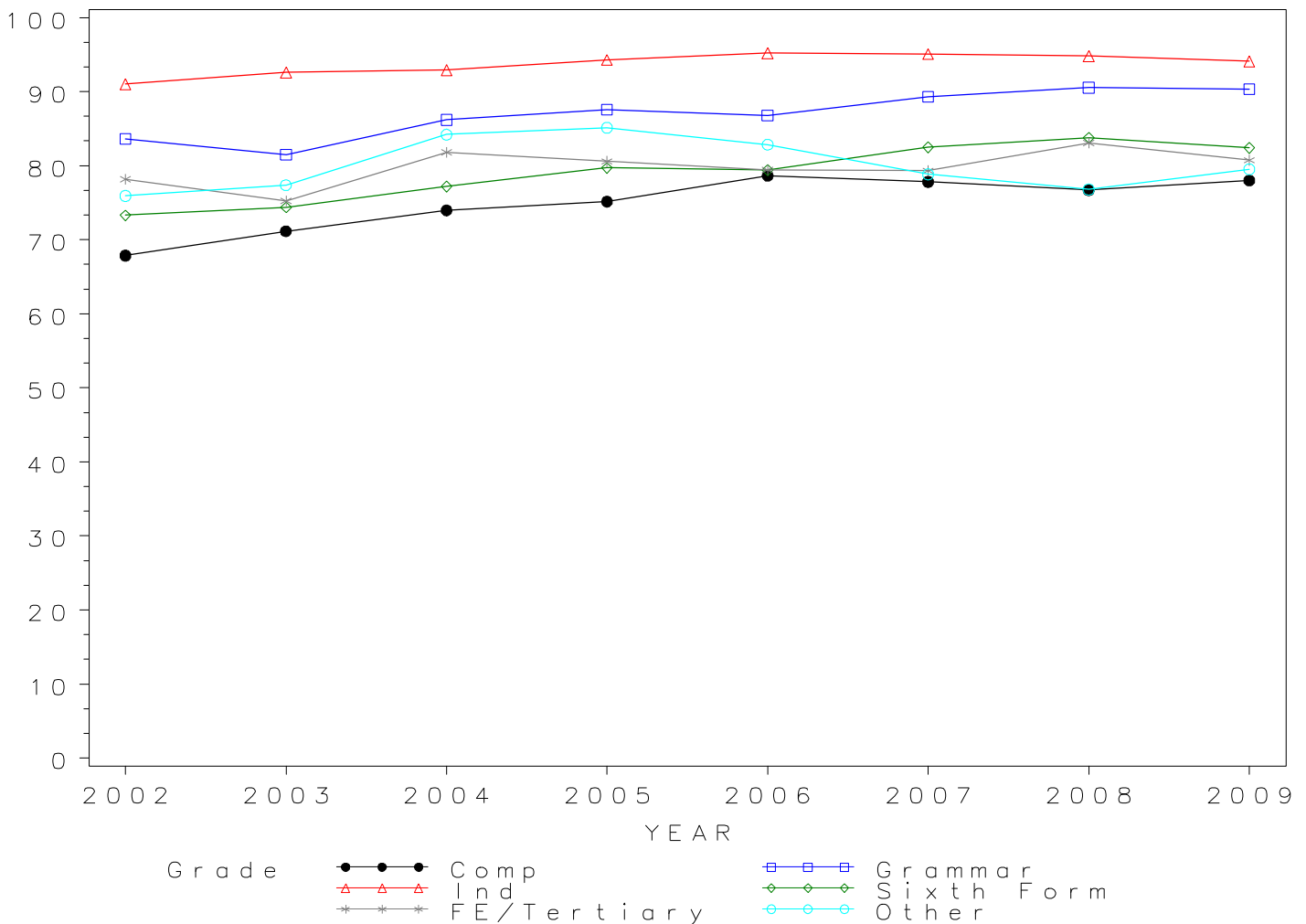
schtype	2002	2003	2004	2005	2006	2007	2008	2009
Comprehensive	67.87	71.16	73.96	75.15	78.66	77.82	76.71	78.00
Grammar	83.62	81.51	86.19	87.59	86.78	89.31	90.53	90.34
Independent	91.00	92.60	92.90	94.30	95.20	95.10	94.80	94.10
Sixth Form	73.30	74.40	77.20	79.70	79.40	82.50	83.80	82.40
FE/Tertiary	78.18	75.27	81.82	80.60	79.43	79.31	83.08	80.73
Academy	47.06
Other	75.93	77.37	84.21	85.12	82.86	78.85	76.79	79.51

Cumulative Numbers

schtype	2002	2003	2004	2005	2006	2007	2008	2009
Comprehensive	868	950	1017	1140	1301	1344	1449	1539
Grammar	771	670	780	769	768	919	956	1029
Independent	1473	1647	1665	1841	1808	1873	1915	1982
Sixth Form	521	578	612	689	786	924	918	934
FE/Tertiary	670	636	675	640	672	717	668	641
Academy	16
Other	123	147	144	143	116	123	182	163

GCE A Level SPANISH 2002–2009

Cumulative % at Grade C by school type



*GCE A Level SPANISH Grade D by school type 2002- 2009
Cumulative Percentages*

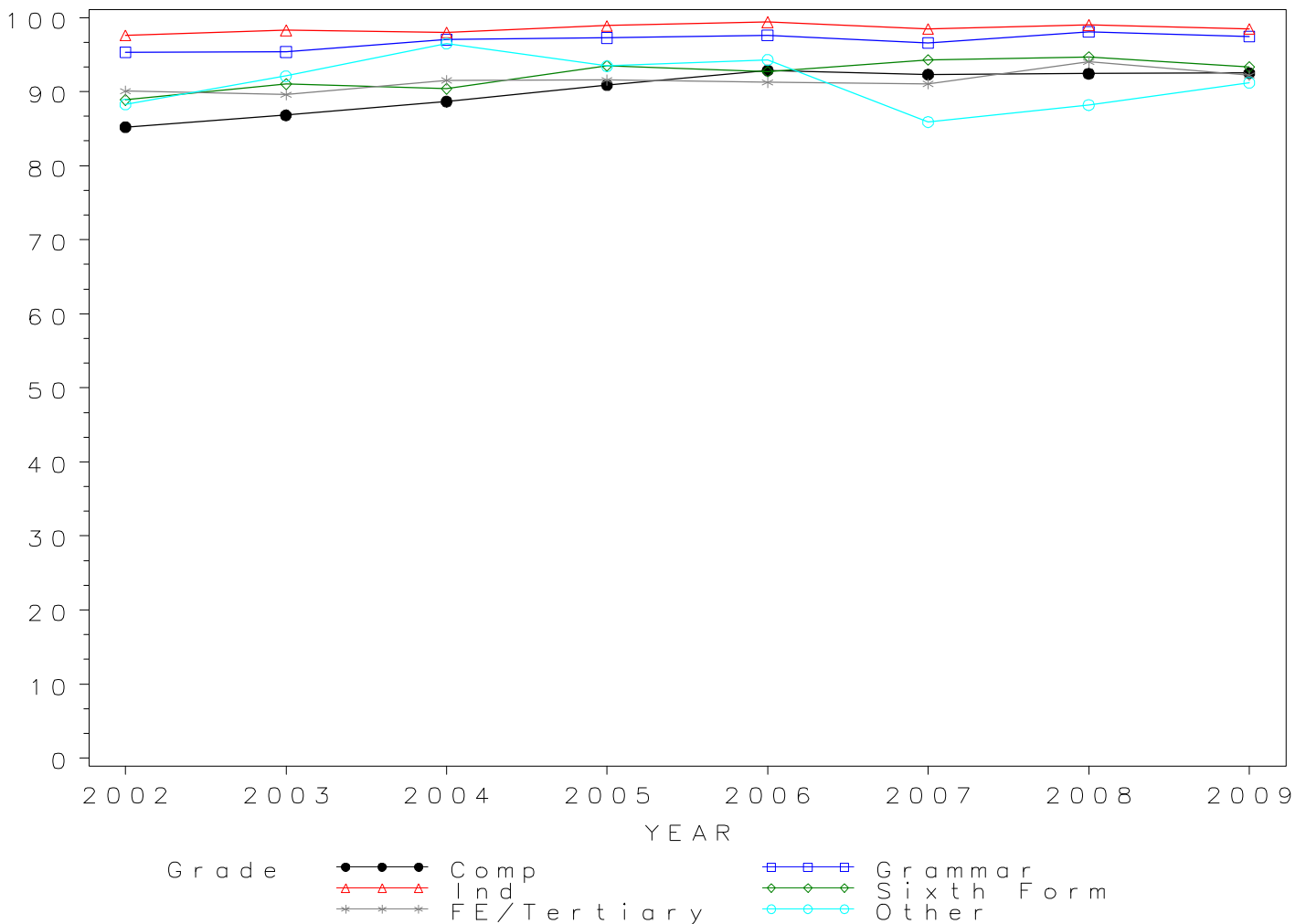
schtype	2002	2003	2004	2005	2006	2007	2008	2009
Comprehensive	85.22	86.82	88.65	90.90	92.87	92.30	92.43	92.50
Grammar	95.34	95.38	97.02	97.27	97.63	96.60	98.11	97.45
Independent	97.60	98.30	98.00	98.90	99.40	98.50	99.00	98.50
Sixth Form	88.90	91.00	90.40	93.50	92.70	94.30	94.70	93.30
FE/Tertiary	90.08	89.59	91.52	91.56	91.25	91.04	94.03	92.19
Academy	76.47
Other	88.27	92.11	96.49	93.45	94.29	85.90	88.19	91.22

Cumulative Numbers

schtype	2002	2003	2004	2005	2006	2007	2008	2009
Comprehensive	1090	1159	1219	1379	1536	1594	1746	1825
Grammar	879	784	878	854	864	994	1036	1110
Independent	1580	1749	1756	1931	1888	1940	2000	2074
Sixth Form	632	707	717	808	918	1056	1038	1058
FE/Tertiary	772	757	755	727	772	823	756	732
Academy	26
Other	143	175	165	157	132	134	209	187

GCE A Level SPANISH 2002–2009

Cumulative % at Grade D by school type



*GCE A Level SPANISH Grade E by school type 2002- 2009
Cumulative Percentages*

sctype	2002	2003	2004	2005	2006	2007	2008	2009
Comprehensive	96.64	96.93	96.80	98.02	98.61	98.09	98.78	98.83
Grammar	98.92	98.78	99.01	99.54	99.32	99.32	99.53	99.65
Independent	99.50	99.70	99.70	99.90	99.90	99.70	100.00	99.80
Sixth Form	98.50	98.20	98.40	98.60	98.90	98.90	99.50	99.60
FE/Tertiary	97.32	97.04	97.58	97.36	96.93	97.68	98.26	97.23
Academy	94.12
Other	94.44	96.84	98.83	98.21	97.86	97.44	94.94	96.59

Cumulative Numbers

sctype	2002	2003	2004	2005	2006	2007	2008	2009
Comprehensive	1236	1294	1331	1487	1631	1694	1866	1950
Grammar	912	812	896	874	879	1022	1051	1135
Independent	1611	1774	1787	1950	1897	1964	2020	2102
Sixth Form	700	763	780	852	979	1108	1091	1129
FE/Tertiary	834	820	805	773	820	883	790	772
Academy	32
Other	153	184	169	165	137	152	225	198

GCE A Level SPANISH 2002–2009

Cumulative % at Grade E by school type

