

GCSE Uptake and Results, by School Type 2002-2011

Source: Inter-Awarding Body Statistics

Statistics Report Series No.51

Tim Gill

December 2012

Research Division – Statistics Group
Assessment, Research and Development
Cambridge Assessment
1 Regent Street, Cambridge, CB2 1GG

Table of contents

- GCSE All Candidates by School Type

- GCSE By Subject:
 - ART
 - BIOLOGY
 - BUSINESS & COMMUNICATION SYSTEMS
 - BUSINESS STUDIES
 - CHEMISTRY
 - CLASSICAL SUBJECTS
 - COMBINED SCIENCE
 - COMMUNICATION STUDIES
 - COMPUTING/INFORMATION
 - DESIGN AND TECHNOLOGY
 - DRAMA
 - ECONOMICS
 - ENGLISH LANGUAGE
 - ENGLISH LITERATURE
 - FRENCH
 - GENERAL STUDIES
 - GEOGRAPHY
 - GERMAN
 - HISTORY
 - HOME ECONOMICS
 - HUMANITIES
 - MATHEMATICS
 - MUSIC
 - PE/SPORT
 - PHYSICS
 - PSYCHOLOGY
 - RELIGIOUS STUDIES/EDUCATION
 - SOCIOLOGY
 - SPANISH
 - STATISTICS
 - VOCATIONAL STUDIES

NOTE: The Inter-Awarding Body Statistics are the results for all candidates, of all ages, from all centres.

Introduction

This report presents the entries and results for all GCSE subject categories in England, Northern Ireland and Wales for the years 2002 to 2011¹ (summer sessions only), broken down by school type. The data is compiled from the Inter-Awarding Body Statistics produced by the Joint Council for Qualifications (JCQ)². Within each subject category there may be different specifications or indeed different qualifications: for instance, the Combined Science category includes Core Science and Additional Science. Where individual subjects are of special interest, these are presented separately: for instance, the Social Science category has been broken down into Psychology and Sociology only and the Languages category into French, German and Spanish only.

The report starts with the entries and results for all subject categories together, followed by each category (or subject) separately. For each, the data are presented in the following order:

- Table and graph of entries by school type
- Tables of the numbers and percentages of candidates achieving each grade or better, by school type
- Graph of the percentage of candidates achieving each grade or better, by school type.

It should be noted that the numbers of candidates achieving each grade or better is not in the Inter-Awarding Body Statistics, but was calculated using the percentages achieving each grade and the total number of entries. These percentages are given to one decimal place only, meaning that the number of candidates will not be entirely accurate.

This is the third year in which academy schools have been treated as a separate school type. These are state funded schools that are independent of local authority control, the first of which opened in 2002. Most academies were previously comprehensives, and were categorised as such in the JCQ data, up until they converted. However, until recently, once these schools converted they were categorised as independent schools. Thus they appear in this report, in year prior to 2009, in either the 'comprehensive' or 'independent' categories. From 2009, there is a separate category in the tables and graphs for 'academy' schools.

For some of the subject categorisations the percentage of candidates achieving each grade or better can appear very erratic on the graphs between years for particular school types. This is because of the low numbers of entries for these subjects in these schools.

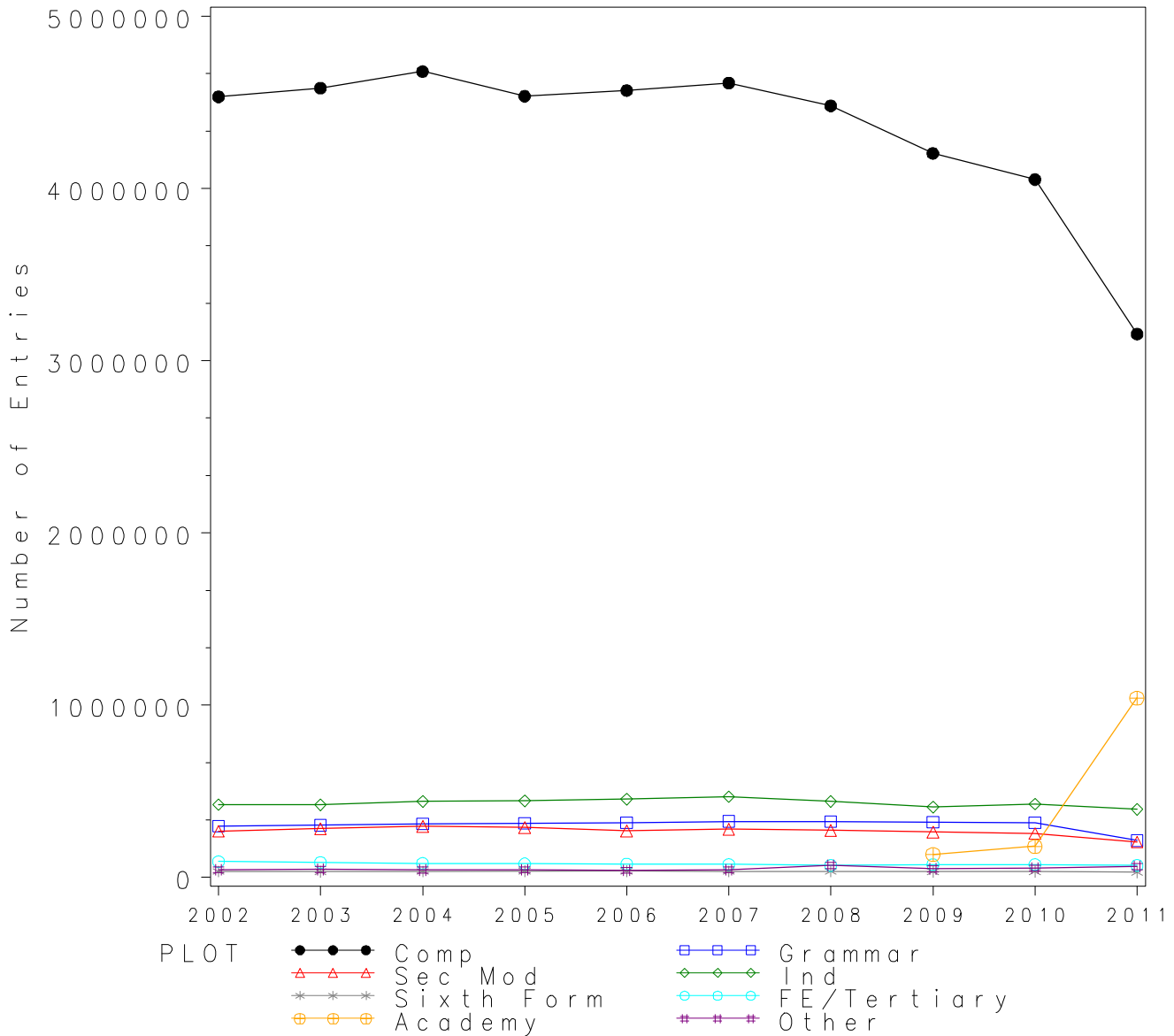
¹ Except for the Business and Communication Systems category, which did not exist prior to 2003.

² See http://www.jcq.org.uk/national_results/gcse. The school type categorisation was taken directly from the electronic versions of the Inter-Awarding Body Statistics provided each year to awarding bodies by the JCQ.

GCSE All Subjects Entries by school type 2002- 2011

SCHTYPE	2002	2003	2004	2005	2006	2007	2008	2009	2010	2011
Comprehensive	4532042	4582403	4679107	4535316	4568459	4612182	4479465	4203503	4051803	3154769
Grammar	297433	302804	310882	314855	317266	325154	324193	321571	318238	214893
Sec Mod	268568	283156	296051	290706	270683	280288	273332	264099	255586	206578
Independent	423282	421001	441922	444347	454115	469140	440873	408567	426241	395517
Sixth Form	34612	33532	35217	35711	36160	35330	34841	33493	33320	30802
FE/Tertiary	91921	86846	81813	79115	77210	75565	69672	74580	75170	70201
Academy	133130	180555	1042119
Other	44556	46128	42867	45355	41880	45171	69994	49418	55032	62651

GCSE All Subjects Entries by school type 2002–2011



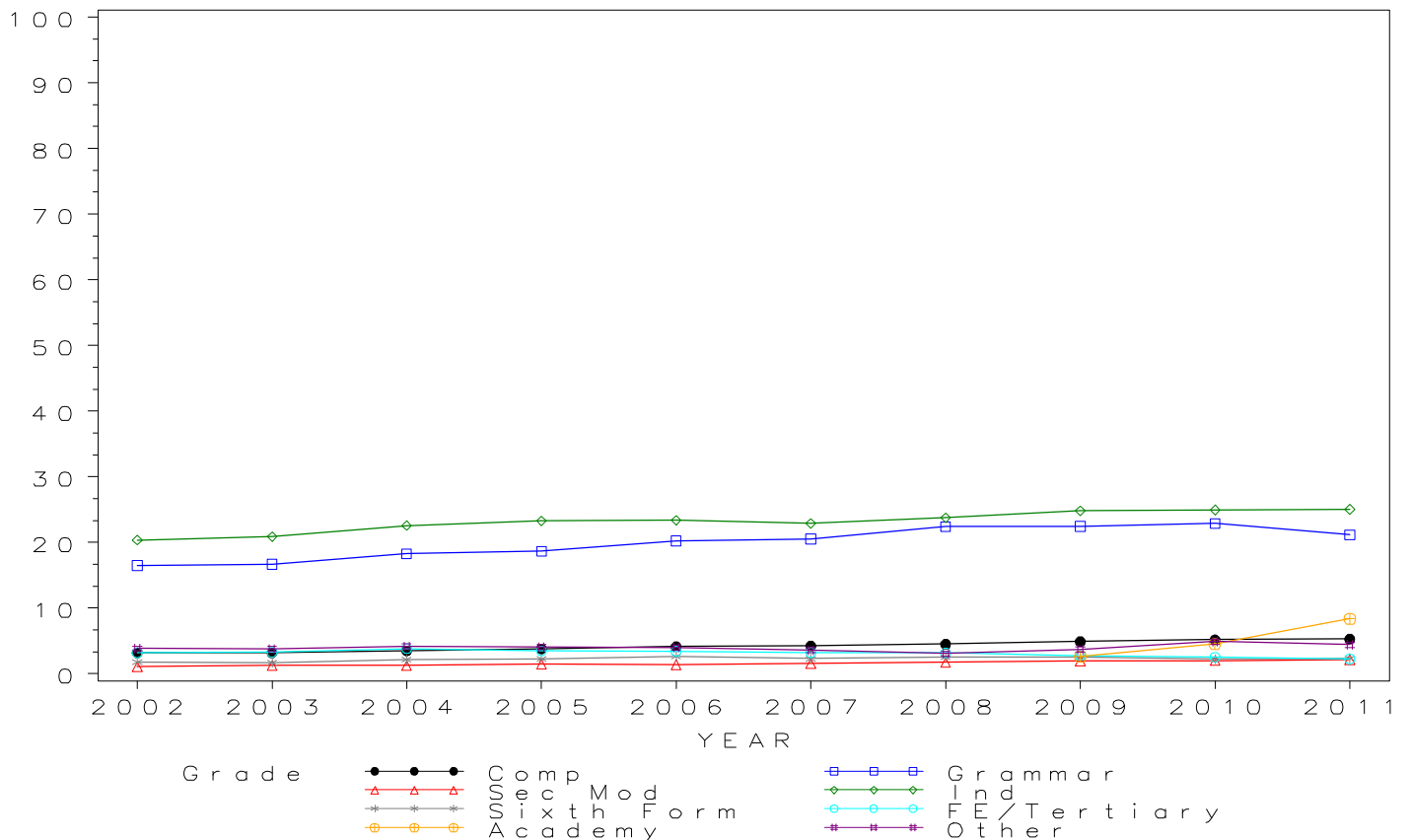
GCSE All Subjects Grade A by school type 2002- 2011
Cumulative Percentages*

School type	2002	2003	2004	2005	2006	2007	2008	2009	2010	2011
Comprehensive	3.2	3.2	3.5	3.8	4.1	4.2	4.5	4.9	5.2	5.3
Grammar	16.5	16.7	18.3	18.7	20.3	20.5	22.4	22.5	22.9	21.2
Sec Mod	1.1	1.3	1.3	1.5	1.4	1.6	1.8	2.0	2.0	2.2
Independent	20.4	20.9	22.6	23.3	23.4	22.9	23.8	24.8	25.0	25.1
Sixth Form	1.8	1.7	2.2	2.3	2.6	2.3	2.6	2.6	2.2	2.4
FE/Tertiary	3.2	3.3	3.8	3.5	3.4	3.2	3.2	2.8	2.5	2.3
Academy	2.7	4.6	8.4
Other	3.9	3.8	4.2	4.1	4.0	3.6	3.1	3.7	4.9	4.4

Cumulative Numbers

School type	2002	2003	2004	2005	2006	2007	2008	2009	2010	2011
Comprehensive	145670	146952	164099	172316	189348	195882	202425	206390	210247	166778
Grammar	49127	50520	56846	58812	64310	66819	72730	72285	72877	45508
Sec Mod	2862	3600	3848	4359	3815	4360	4839	5226	5152	4494
Independent	86216	87870	99786	103456	106176	107508	104822	101393	106410	99157
Sixth Form	616	571	768	813	948	815	894	868	749	731
FE/Tertiary	2974	2864	3138	2779	2657	2454	2221	2072	1914	1596
Academy	3530	8266	87588
Other	1723	1752	1787	1851	1687	1623	2158	1840	2699	2780

Cumulative % at Grade A* by school type



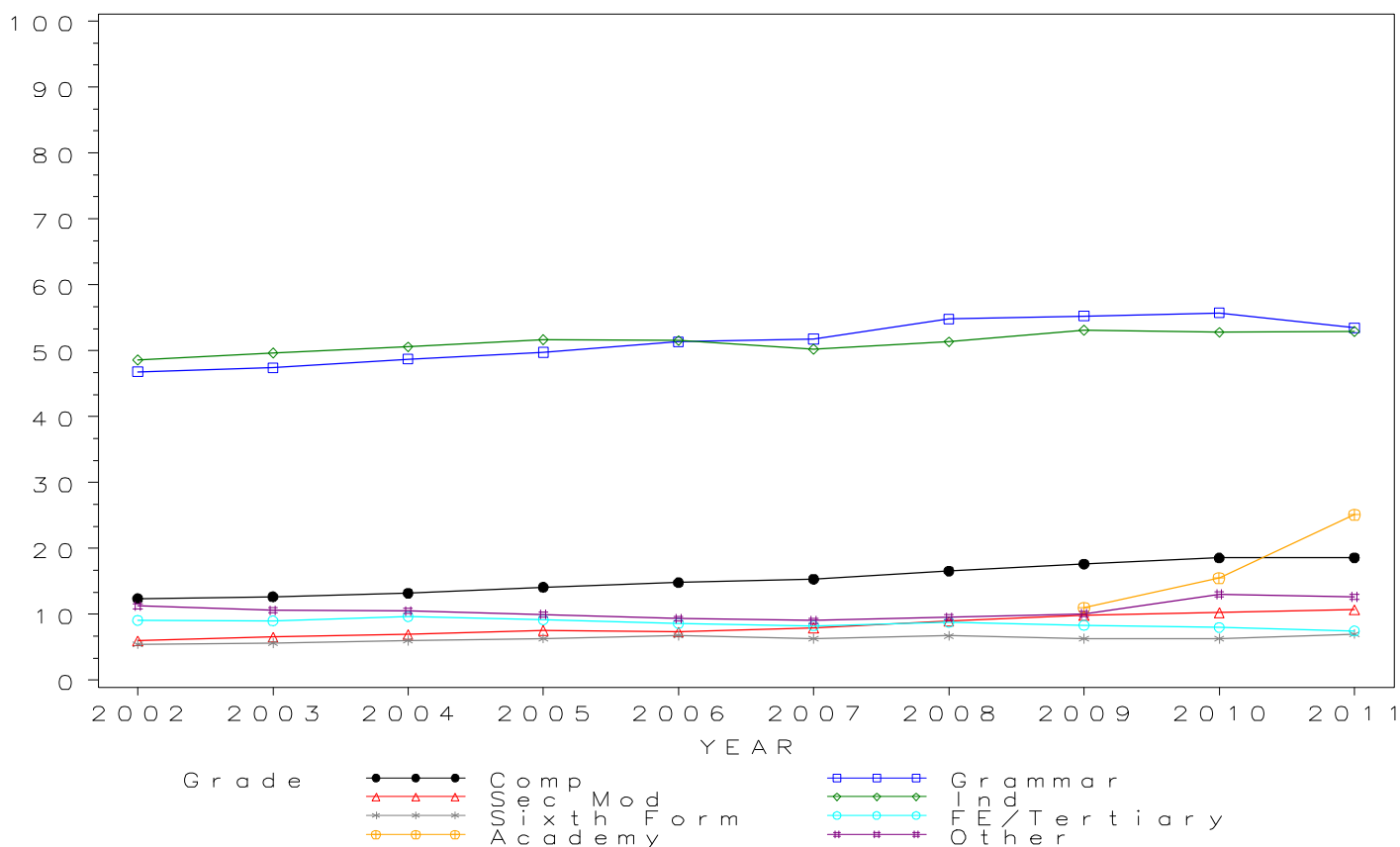
GCSE All Subjects Grade A by school type 2002- 2011 Cumulative Percentages

School type	2002	2003	2004	2005	2006	2007	2008	2009	2010	2011
Comprehensive	12.4	12.7	13.2	14.1	14.8	15.3	16.6	17.6	18.6	18.6
Grammar	46.8	47.4	48.7	49.8	51.3	51.8	54.8	55.3	55.7	53.5
Sec Mod	6.0	6.6	6.9	7.6	7.3	8.0	9.0	9.9	10.3	10.7
Independent	48.6	49.7	50.6	51.7	51.5	50.3	51.3	53.1	52.8	52.9
Sixth Form	5.5	5.6	6.0	6.3	6.8	6.3	6.7	6.3	6.3	7.0
FE/Tertiary	9.1	9.0	9.7	9.2	8.6	8.3	8.8	8.3	8.0	7.5
Academy	11.0	15.5	25.1
Other	11.3	10.6	10.5	10.0	9.3	9.0	9.6	10.0	13.1	12.7

Cumulative Numbers

School type	2002	2003	2004	2005	2006	2007	2008	2009	2010	2011
Comprehensive	561554	580580	618045	640223	676980	707283	742228	741264	751849	586347
Grammar	139213	143583	151475	156671	162892	168402	177780	177707	177394	114865
Sec Mod	16028	18582	20556	22005	19845	22310	24557	26016	26227	22047
Independent	205716	209120	223537	229593	233947	235746	226349	217062	225049	209395
Sixth Form	1894	1888	2126	2262	2457	2235	2350	2121	2110	2160
FE/Tertiary	8357	7834	7924	7269	6657	6239	6140	6226	6024	5256
Academy	14654	28059	261506
Other	5015	4900	4513	4531	3912	4082	6697	4966	7183	7927

Cumulative % at Grade A by school type



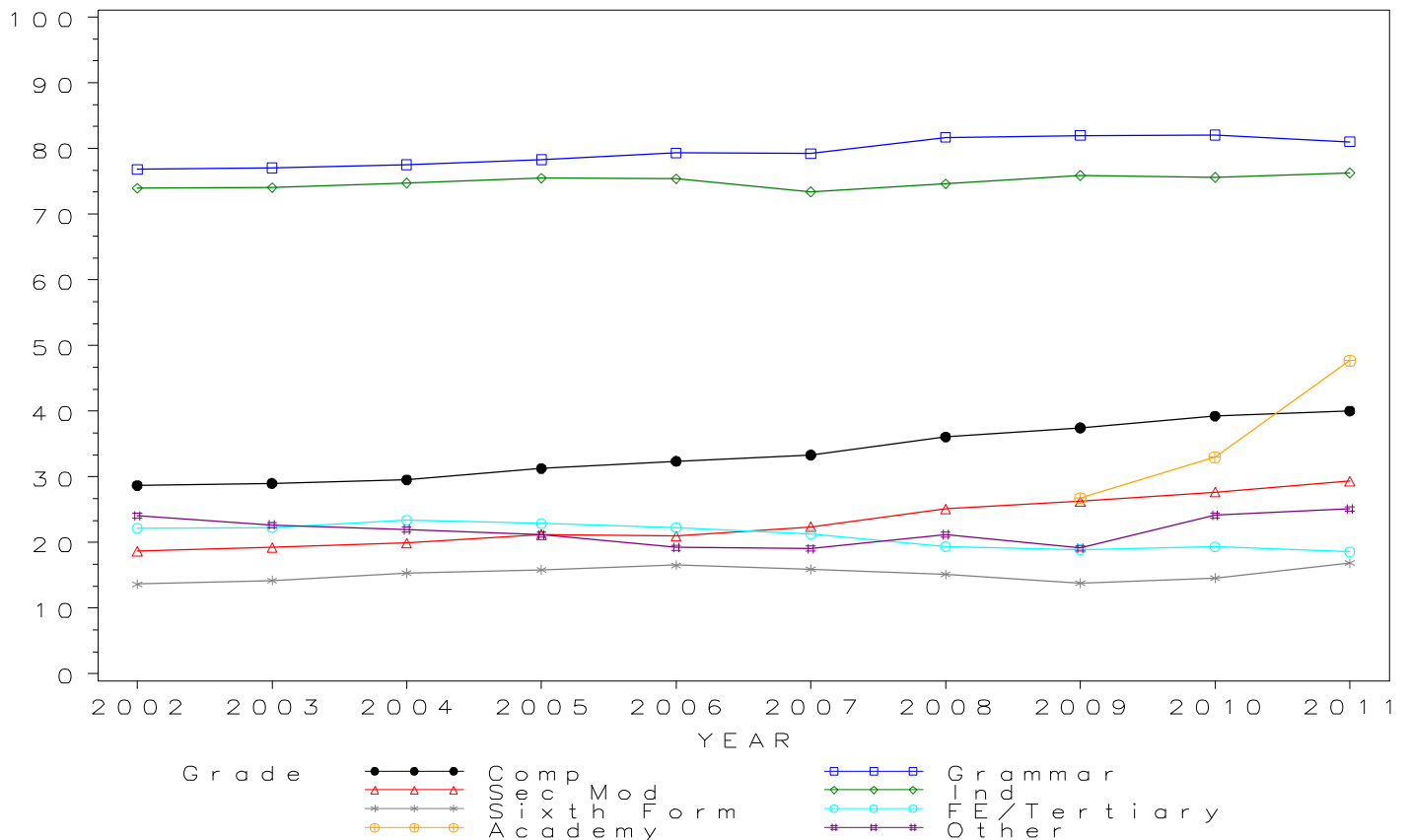
GCSE All Subjects Grade B by school type 2002- 2011 Cumulative Percentages

School type	2002	2003	2004	2005	2006	2007	2008	2009	2010	2011
Comprehensive	28.7	29.0	29.5	31.3	32.4	33.3	36.1	37.5	39.2	40.0
Grammar	76.8	77.1	77.5	78.3	79.3	79.3	81.7	82.0	82.0	81.0
Sec Mod	18.7	19.2	19.9	21.2	21.0	22.4	25.1	26.3	27.7	29.3
Independent	73.9	74.0	74.7	75.5	75.4	73.4	74.6	75.9	75.6	76.3
Sixth Form	13.6	14.2	15.4	15.8	16.5	15.9	15.1	13.8	14.6	16.9
FE/Tertiary	22.2	22.3	23.4	22.9	22.3	21.3	19.4	18.9	19.3	18.6
Academy	26.7	33.1	47.7
Other	24.1	22.7	22.0	21.2	19.2	19.1	21.2	19.1	24.1	25.1

Cumulative Numbers

School type	2002	2003	2004	2005	2006	2007	2008	2009	2010	2011
Comprehensive	1299499	1328904	1382614	1417878	1479082	1537016	1615745	1574504	1590189	1263055
Grammar	228542	233332	241046	246558	251658	257685	264834	263632	261083	174102
Sec Mod	50090	54446	58917	61657	56783	62753	68635	69380	70724	60583
Independent	312876	311642	330329	335378	342192	344329	328866	310080	322266	301675
Sixth Form	4724	4769	5410	5649	5979	5633	5269	4631	4864	5194
FE/Tertiary	20372	19354	19134	18103	17191	16090	13500	14114	14542	13042
Academy	35590	59685	497284
Other	10720	10461	9421	9610	8056	8612	14847	9454	13276	15730

Cumulative % at Grade B by school type



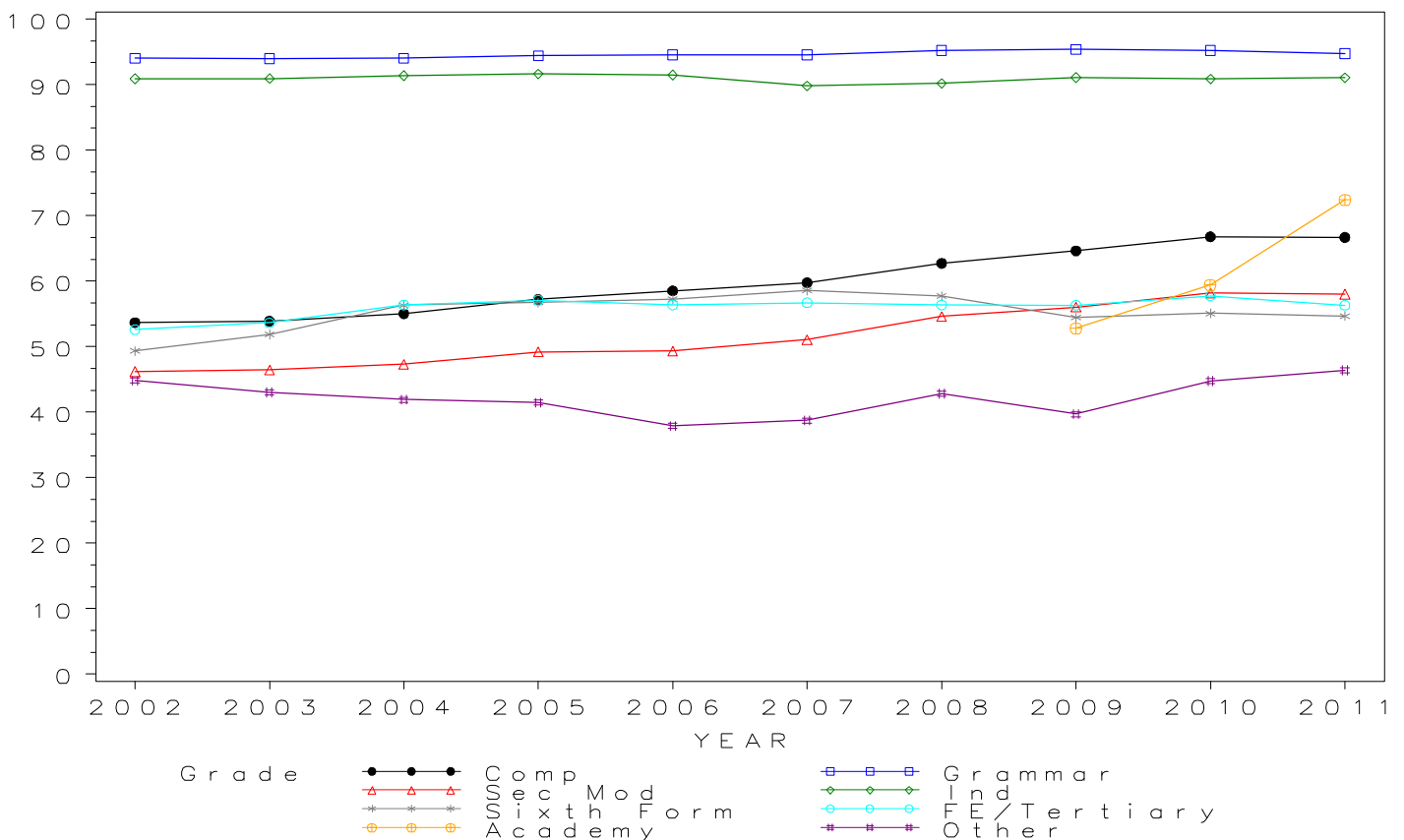
GCSE All Subjects Grade C by school type 2002- 2011 Cumulative Percentages

School type	2002	2003	2004	2005	2006	2007	2008	2009	2010	2011
Comprehensive	53.7	53.9	55.0	57.2	58.5	59.8	62.7	64.6	66.8	66.7
Grammar	94.0	94.0	94.0	94.4	94.6	94.6	95.2	95.4	95.2	94.7
Sec Mod	46.2	46.4	47.3	49.2	49.4	51.0	54.6	56.0	58.2	58.0
Independent	90.9	90.9	91.4	91.6	91.5	89.8	90.2	91.1	90.8	91.1
Sixth Form	49.4	51.9	56.3	56.7	57.2	58.6	57.7	54.4	55.1	54.7
FE/Tertiary	52.6	53.6	56.4	57.1	56.4	56.7	56.4	56.3	57.8	56.3
Academy	52.9	59.5	72.4
Other	44.8	43.0	41.9	41.5	37.9	38.7	42.9	39.7	44.8	46.4

Cumulative Numbers

School type	2002	2003	2004	2005	2006	2007	2008	2009	2010	2011
Comprehensive	2432827	2469784	2574778	2594270	2673936	2756505	2809929	2716761	2705900	2103529
Grammar	279650	284521	292355	297221	300010	307467	308726	306762	303033	203585
Sec Mod	124088	131519	140074	143044	133605	143068	149261	147972	148662	119853
Independent	384796	382759	403804	407139	415408	421266	397559	372208	387230	360211
Sixth Form	17084	17397	19837	20263	20695	20691	20105	18234	18355	16843
FE/Tertiary	48346	46577	46117	45144	43521	42849	39278	42000	43418	39536
Academy	70363	107365	754615
Other	19971	19848	17966	18806	15877	17497	29994	19617	24630	29075

Cumulative % at Grade C by school type

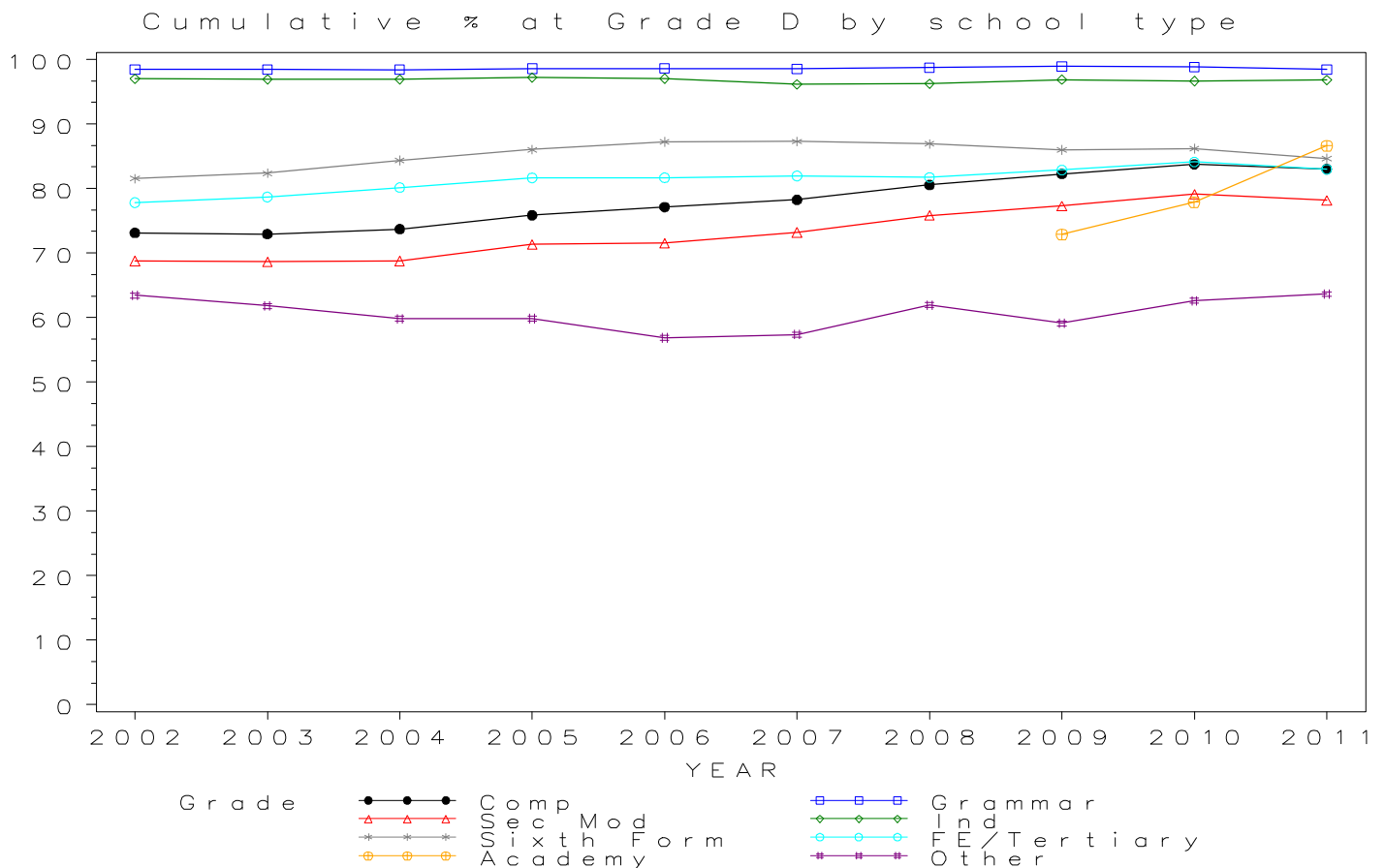


GCSE All Subjects Grade D by school type 2002- 2011 Cumulative Percentages

School type	2002	2003	2004	2005	2006	2007	2008	2009	2010	2011
Comprehensive	73.1	72.9	73.7	75.9	77.1	78.3	80.6	82.3	83.8	83.0
Grammar	98.4	98.5	98.4	98.6	98.6	98.5	98.8	98.9	98.8	98.4
Sec Mod	68.8	68.7	68.8	71.3	71.5	73.2	75.8	77.3	79.1	78.2
Independent	97.0	96.9	96.9	97.2	97.0	96.1	96.3	96.9	96.7	96.8
Sixth Form	81.6	82.4	84.4	86.0	87.3	87.3	86.9	86.0	86.2	84.7
FE/Tertiary	77.8	78.7	80.2	81.7	81.7	82.0	81.7	82.9	84.1	83.0
Academy	72.9	77.9	86.6
Other	63.4	61.8	59.8	59.8	56.9	57.4	61.9	59.1	62.6	63.6

Cumulative Numbers

School type	2002	2003	2004	2005	2006	2007	2008	2009	2010	2011
Comprehensive	3314466	3342767	3449219	3440300	3523541	3609234	3608569	3458150	3393714	2619049
Grammar	292776	298155	305964	310364	312860	320439	320164	318071	314494	211559
Sec Mod	184767	194464	203619	207364	193626	205209	207269	204159	202185	161511
Independent	410649	408025	428299	431826	440697	451037	424392	395797	411965	382910
Sixth Form	28227	27623	29708	30722	31554	30840	30291	28801	28721	26079
FE/Tertiary	71534	68343	65575	64602	63070	61932	56938	61807	63234	58255
Academy	97041	140718	902745
Other	28270	28510	25639	27141	23813	25917	43359	29218	34453	39877

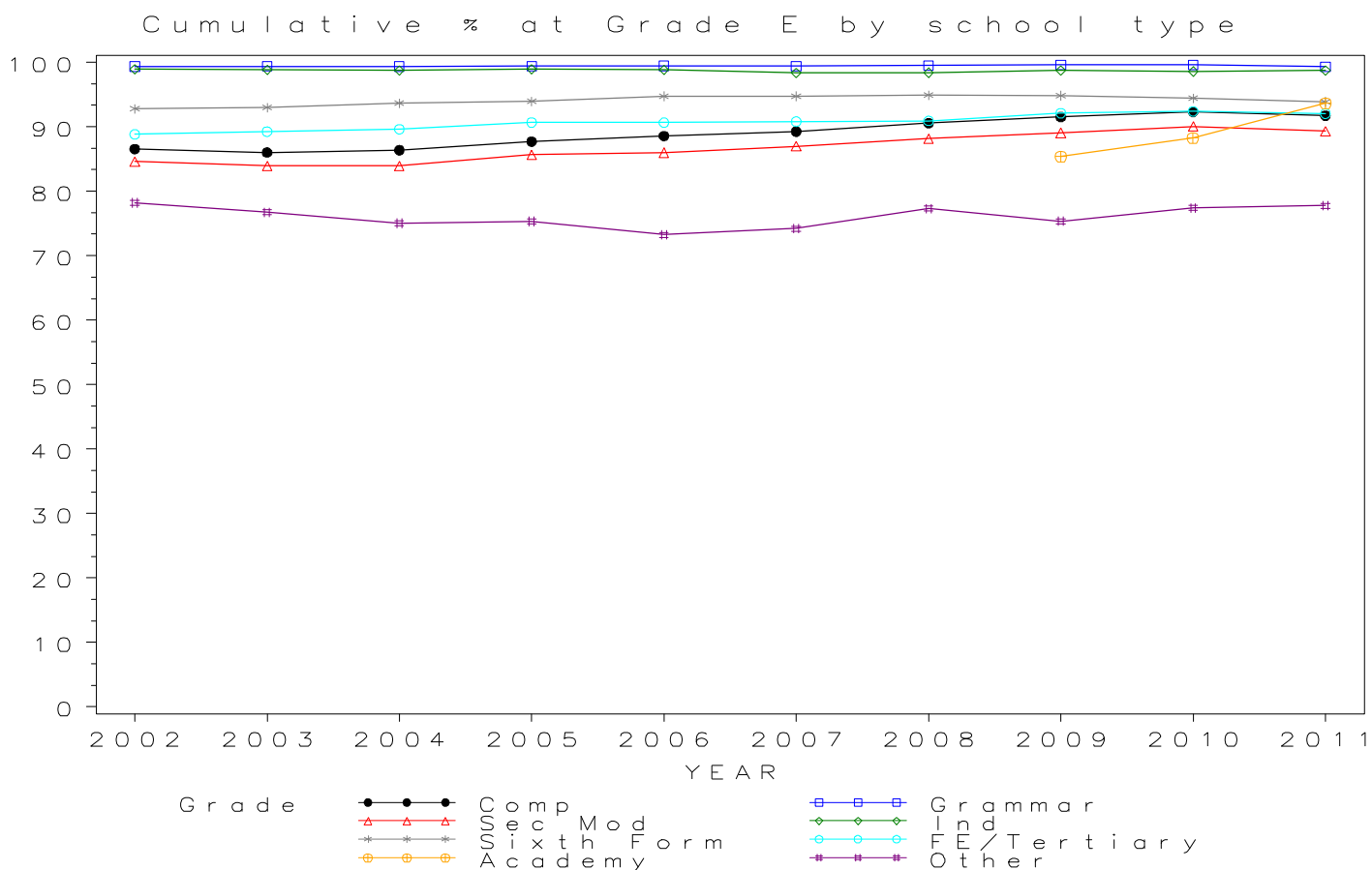


GCSE All Subjects Grade E by school type 2002- 2011 Cumulative Percentages

School type	2002	2003	2004	2005	2006	2007	2008	2009	2010	2011
Comprehensive	86.6	86.0	86.4	87.7	88.6	89.3	90.6	91.5	92.3	91.7
Grammar	99.4	99.4	99.4	99.4	99.4	99.4	99.5	99.6	99.6	99.3
Sec Mod	84.6	83.9	83.9	85.7	86.0	87.0	88.2	89.1	90.1	89.3
Independent	98.9	98.8	98.8	98.9	98.8	98.3	98.4	98.7	98.6	98.7
Sixth Form	92.8	93.0	93.7	93.9	94.7	94.7	94.9	94.8	94.4	93.9
FE/Tertiary	88.8	89.3	89.6	90.7	90.7	90.8	90.9	92.1	92.4	92.0
Academy	85.4	88.3	93.7
Other	78.2	76.7	75.1	75.3	73.2	74.2	77.3	75.4	77.4	77.8

Cumulative Numbers

School type	2002	2003	2004	2005	2006	2007	2008	2009	2010	2011
Comprehensive	3922732	3941774	4041278	3977497	4046263	4117222	4056603	3846977	3739576	2893818
Grammar	295560	300917	308929	313013	315501	323239	322579	320265	316878	213464
Sec Mod	227229	237687	248413	249051	232782	243788	241010	235227	230173	184544
Independent	418830	416155	436420	439514	448705	461376	433869	403358	420174	390519
Sixth Form	32115	31177	32982	33550	34254	33474	33062	31764	31465	28921
FE/Tertiary	81655	77512	73323	71731	69995	68623	63346	68694	69458	64616
Academy	113641	159371	976182
Other	34854	35393	32172	34160	30674	33520	54120	37237	42599	48715

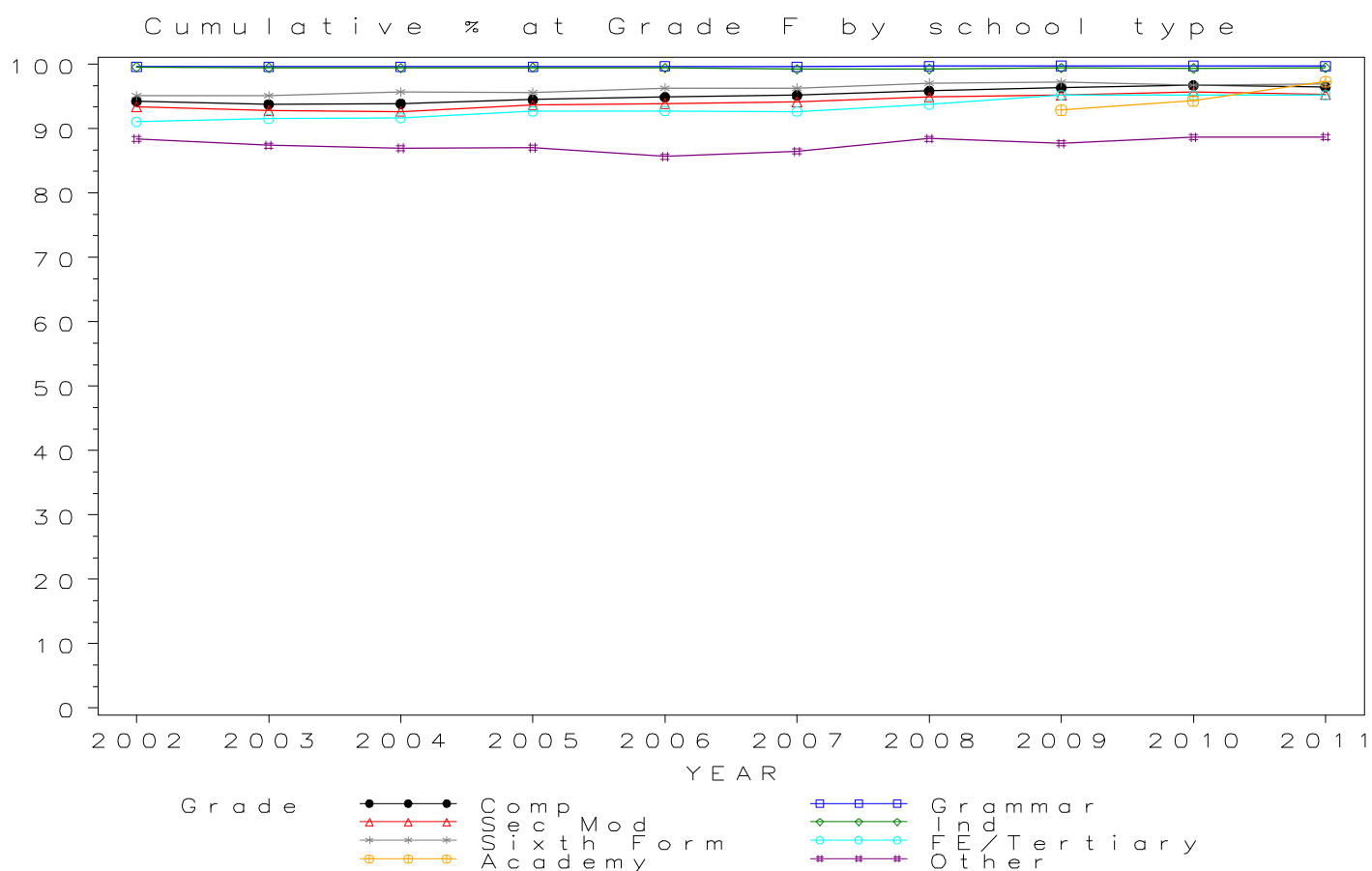


GCSE All Subjects Grade F by school type 2002- 2011 Cumulative Percentages

School type	2002	2003	2004	2005	2006	2007	2008	2009	2010	2011
Comprehensive	94.2	93.7	93.8	94.5	94.9	95.2	95.8	96.3	96.7	96.5
Grammar	99.6	99.6	99.6	99.6	99.7	99.6	99.7	99.8	99.7	99.7
Sec Mod	93.4	92.8	92.6	93.6	93.9	94.2	94.9	95.2	95.7	95.3
Independent	99.5	99.5	99.4	99.5	99.4	99.2	99.2	99.4	99.4	99.5
Sixth Form	95.1	95.1	95.7	95.6	96.3	96.3	97.1	97.2	96.7	97.0
FE/Tertiary	91.0	91.5	91.7	92.7	92.7	92.7	93.7	95.2	95.2	95.2
Academy	92.9	94.3	97.3
Other	88.4	87.4	86.9	87.0	85.6	86.4	88.4	87.7	88.6	88.7

Cumulative Numbers

School type	2002	2003	2004	2005	2006	2007	2008	2009	2010	2011
Comprehensive	4270308	4295952	4391328	4285096	4334735	4389373	4293153	4049084	3918222	3043271
Grammar	296191	301597	309604	313644	316204	323873	323180	320777	317395	214195
Sec Mod	250868	262788	274278	272219	254140	263978	259291	251462	244667	196887
Independent	421326	418737	439259	442018	451362	465415	437550	406095	423493	393408
Sixth Form	32914	31886	33695	34138	34813	34024	33819	32560	32229	29864
FE/Tertiary	83690	79471	74998	73313	71599	70011	65303	70999	71533	66832
Academy	123674	170287	1014100
Other	39382	40304	37271	39480	35868	39043	61905	43332	48785	55576

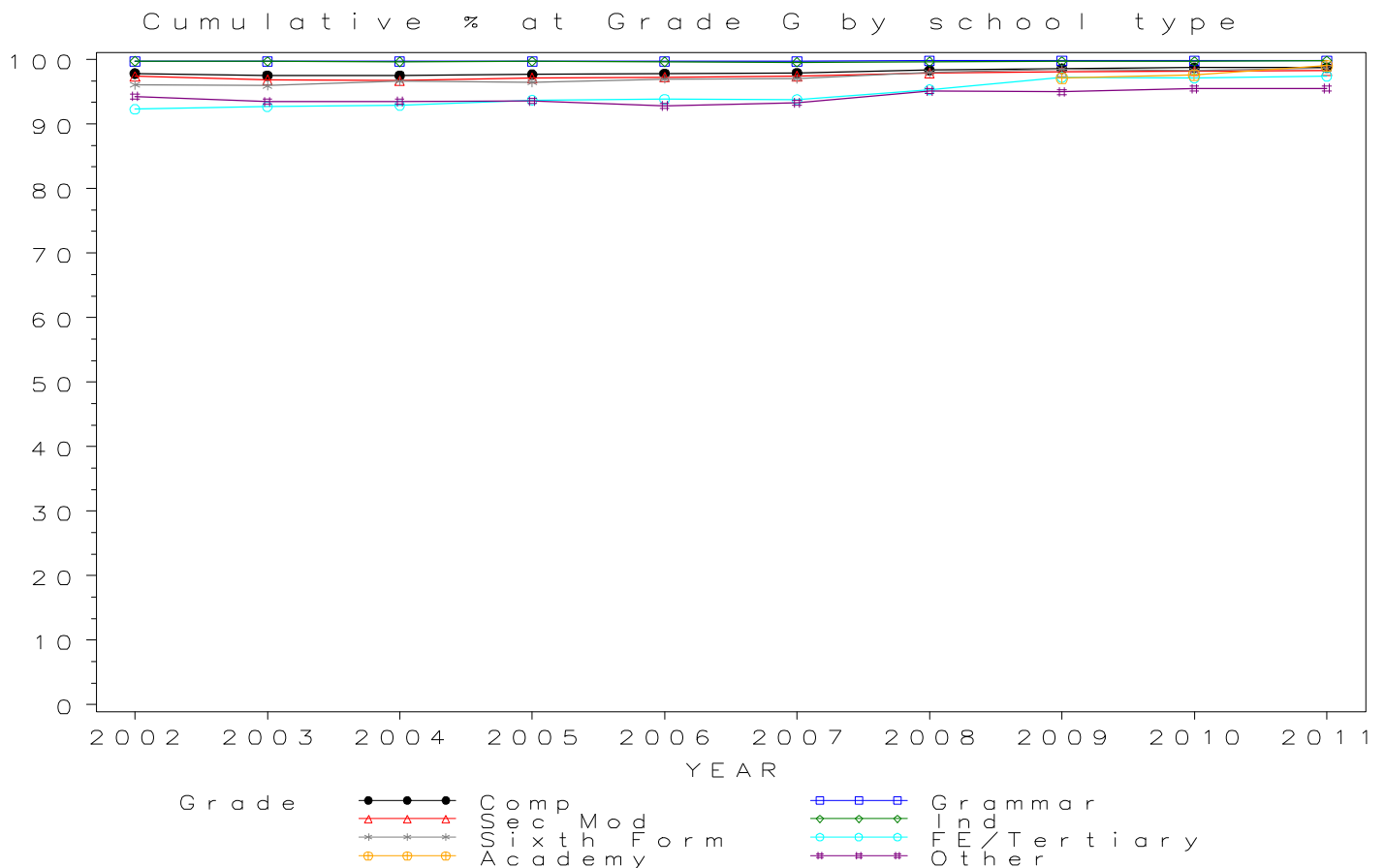


GCSE All Subjects Grade G by school type 2002- 2011 Cumulative Percentages

School type	2002	2003	2004	2005	2006	2007	2008	2009	2010	2011
Comprehensive	97.8	97.5	97.5	97.7	97.8	97.9	98.3	98.6	98.7	98.7
Grammar	99.7	99.7	99.7	99.7	99.7	99.7	99.8	99.8	99.8	99.8
Sec Mod	97.4	96.9	96.7	97.1	97.3	97.4	97.9	98.1	98.2	98.2
Independent	99.7	99.7	99.7	99.7	99.7	99.6	99.6	99.7	99.7	99.8
Sixth Form	96.0	95.9	96.6	96.5	97.0	97.0	98.0	98.4	98.3	98.6
FE/Tertiary	92.3	92.7	92.9	93.7	93.8	93.8	95.3	97.2	97.1	97.4
Academy	97.1	97.6	99.0
Other	94.3	93.5	93.5	93.6	92.8	93.3	95.1	95.0	95.5	95.5

Cumulative Numbers

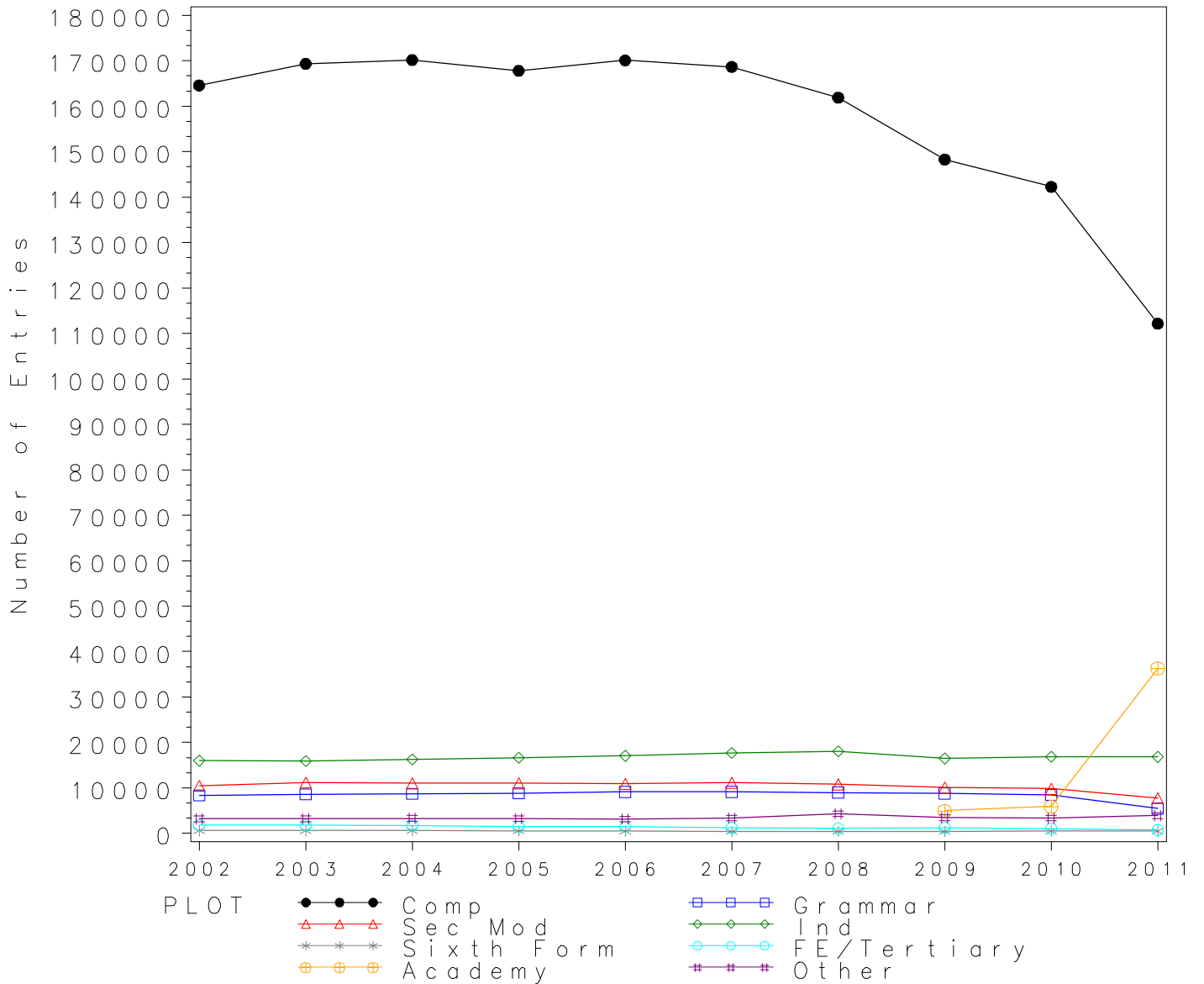
School type	2002	2003	2004	2005	2006	2007	2008	2009	2010	2011
Comprehensive	4433431	4467725	4562175	4429678	4467536	4514740	4404983	4143743	3999549	3114818
Grammar	296516	301903	309919	313924	316389	324162	323468	320932	317625	214492
Sec Mod	261528	274297	286400	282417	263280	273054	267588	259081	251042	202917
Independent	422181	419642	440397	443025	452542	467122	439285	407357	424965	394700
Sixth Form	33243	32167	34026	34446	35067	34276	34134	32973	32740	30375
FE/Tertiary	84817	80490	75984	74127	72458	70864	66407	72522	72987	68371
Academy	129327	176167	1032008
Other	42007	43107	40079	42432	38877	42146	66572	46935	52551	59841



Numbers of GCSE entries in ART by school type 2002- 2011

School type	2002	2003	2004	2005	2006	2007	2008	2009	2010	2011
Comprehensive	164571	169376	170209	167841	170104	168677	161915	148291	142288	112196
Grammar	8377	8597	8733	8858	9127	9117	8981	8751	8490	5471
Sec Mod	10470	11205	11014	11056	10899	11166	10815	10080	9823	7776
Independent	15980	15950	16292	16661	17047	17736	18058	16487	16877	16854
Sixth Form	597	610	617	545	481	448	449	440	498	481
FE/Tertiary	1794	1777	1726	1447	1468	1192	1069	1211	1008	757
Academy	4969	5917	36279
Other	3191	3234	3299	3294	3135	3378	4318	3470	3366	3935

GCSE ART Entries by school type 2002–2011



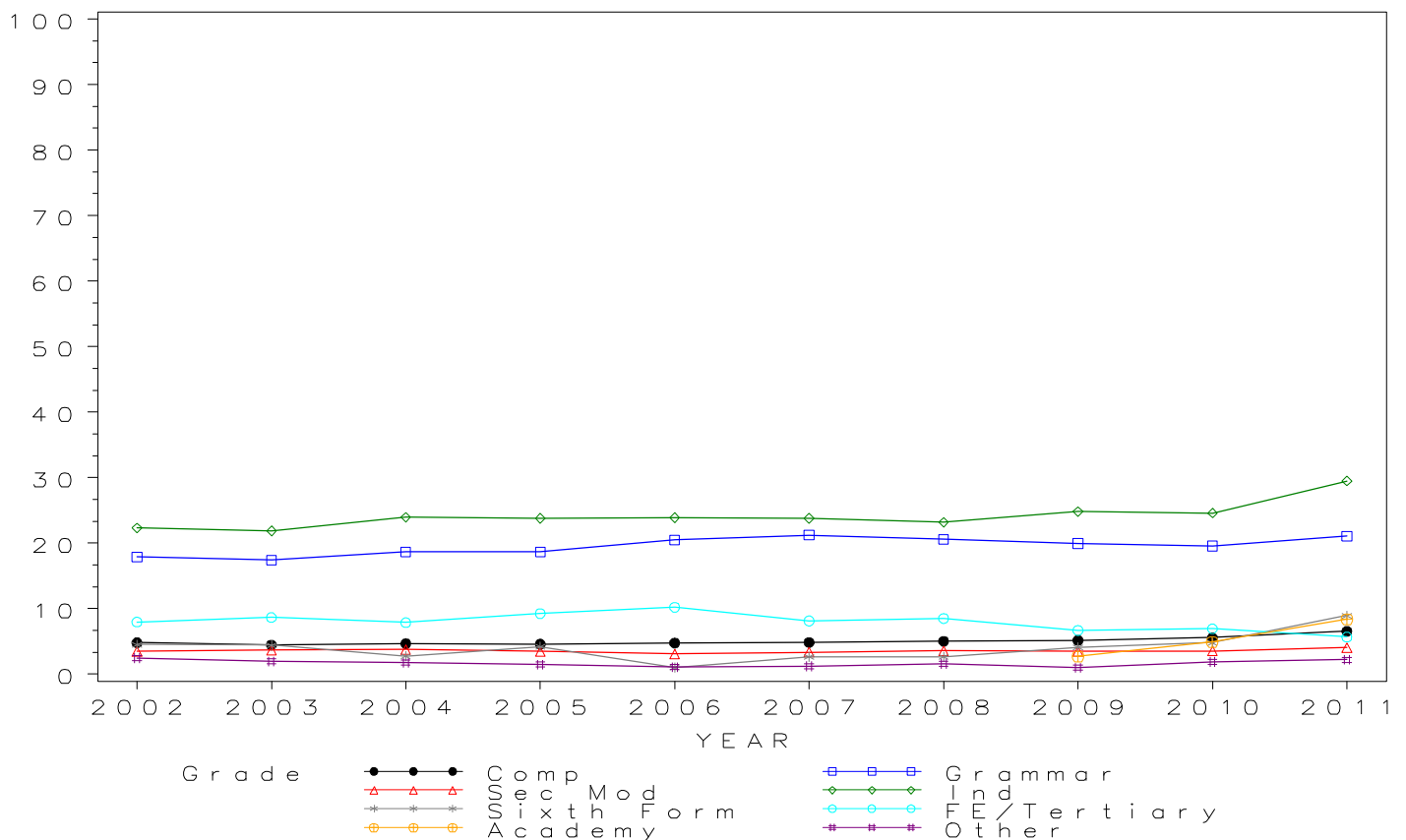
GCSE ART Grade A by school type 2002- 2011
Cumulative Percentages*

School type	2002	2003	2004	2005	2006	2007	2008	2009	2010	2011
Comprehensive	4.8	4.5	4.7	4.6	4.8	4.9	5.0	5.2	5.6	6.6
Grammar	17.9	17.4	18.7	18.6	20.5	21.2	20.6	20.0	19.6	21.1
Sec Mod	3.5	3.7	3.8	3.5	3.1	3.4	3.6	3.5	3.6	4.1
Independent	22.3	21.9	24.0	23.8	23.9	23.8	23.2	24.8	24.6	29.5
Sixth Form	4.5	4.4	2.8	4.2	1.0	2.7	2.7	4.1	4.8	8.9
FE/Tertiary	8.0	8.7	7.9	9.3	10.2	8.1	8.5	6.7	6.9	5.7
Academy	2.7	4.9	8.4
Other	2.5	1.9	1.8	1.5	1.1	1.2	1.6	1.0	1.9	2.2

Cumulative Numbers

School type	2002	2003	2004	2005	2006	2007	2008	2009	2010	2011
Comprehensive	7919	7567	7948	7698	8118	8193	8147	7669	7942	7357
Grammar	1498	1496	1630	1652	1873	1936	1849	1746	1662	1153
Sec Mod	366	414	418	387	337	375	387	351	349	315
Independent	3567	3490	3903	3965	4074	4221	4189	4089	4152	4972
Sixth Form	27	27	17	23	5	12	12	18	24	43
FE/Tertiary	143	154	136	134	150	97	91	81	70	43
Academy	134	290	3047
Other	79	63	58	49	34	41	69	35	64	87

Cumulative % at Grade A* by school type



GCSE ART Grade A by school type 2002- 2011

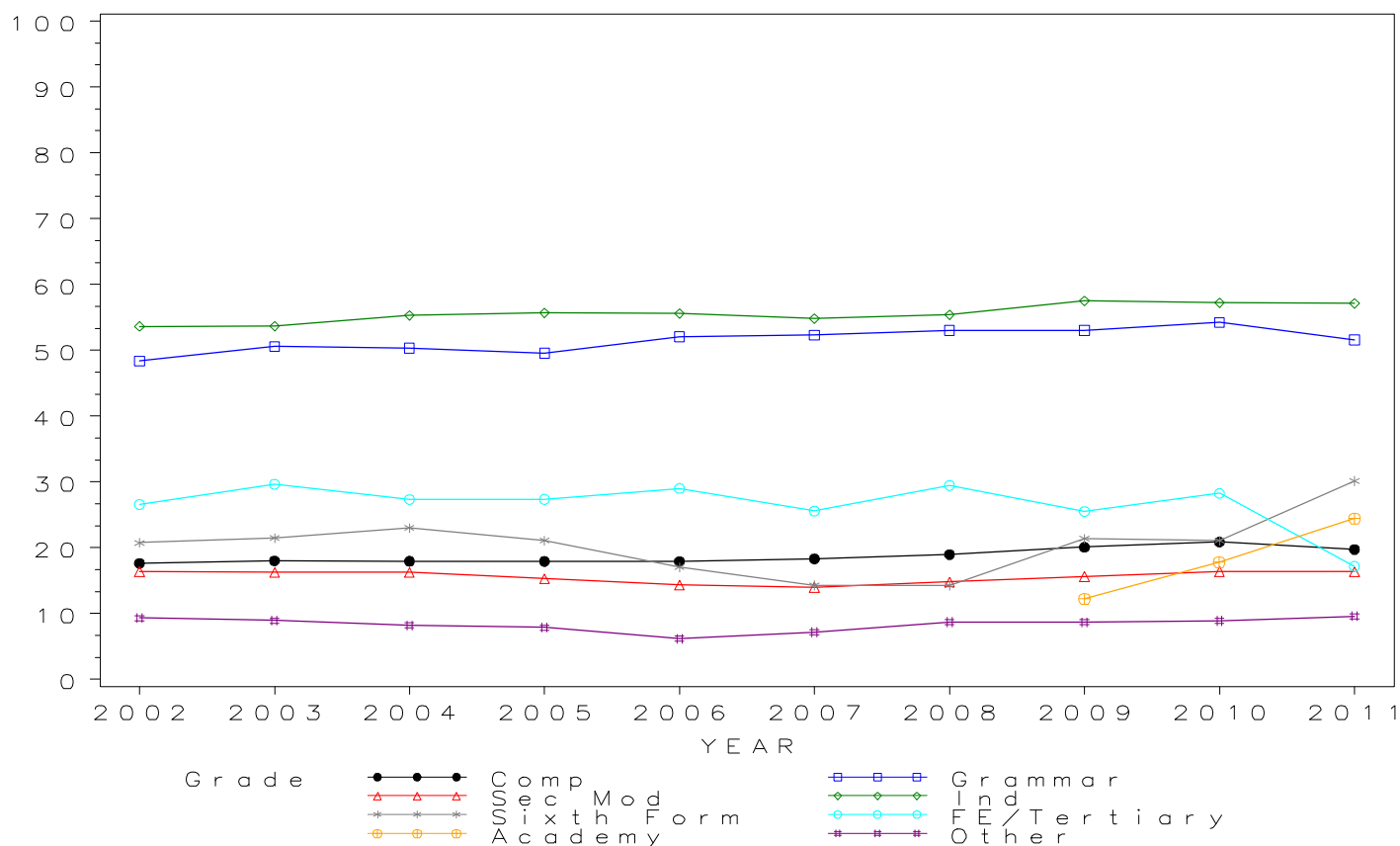
Cumulative Percentages

School type	2002	2003	2004	2005	2006	2007	2008	2009	2010	2011
Comprehensive	17.6	18.0	18.0	17.9	17.9	18.3	19.0	20.1	20.9	19.7
Grammar	48.4	50.6	50.3	49.6	52.1	52.3	53.0	53.0	54.2	51.6
Sec Mod	16.4	16.3	16.3	15.3	14.4	14.0	14.8	15.6	16.4	16.4
Independent	53.6	53.7	55.3	55.7	55.6	54.8	55.4	57.5	57.2	57.1
Sixth Form	20.8	21.5	23.0	21.1	17.0	14.3	14.3	21.4	21.1	30.1
FE/Tertiary	26.6	29.7	27.3	27.4	29.0	25.6	29.5	25.5	28.3	17.2
Academy	12.3	17.8	24.5
Other	9.3	8.9	8.2	7.9	6.2	7.2	8.7	8.7	8.9	9.6

Cumulative Numbers

School type	2002	2003	2004	2005	2006	2007	2008	2009	2010	2011
Comprehensive	29021	30517	30562	30104	30496	30893	30705	29786	29701	22150
Grammar	4051	4350	4397	4392	4752	4768	4762	4641	4603	2822
Sec Mod	1717	1825	1790	1693	1566	1563	1605	1576	1612	1272
Independent	8569	8561	9007	9280	9478	9719	10004	9480	9654	9624
Sixth Form	124	131	142	115	82	64	64	94	105	145
FE/Tertiary	477	527	472	396	426	305	315	309	285	130
Academy	611	1053	8888
Other	298	289	271	260	194	243	376	302	300	378

Cumulative % at Grade A by school type



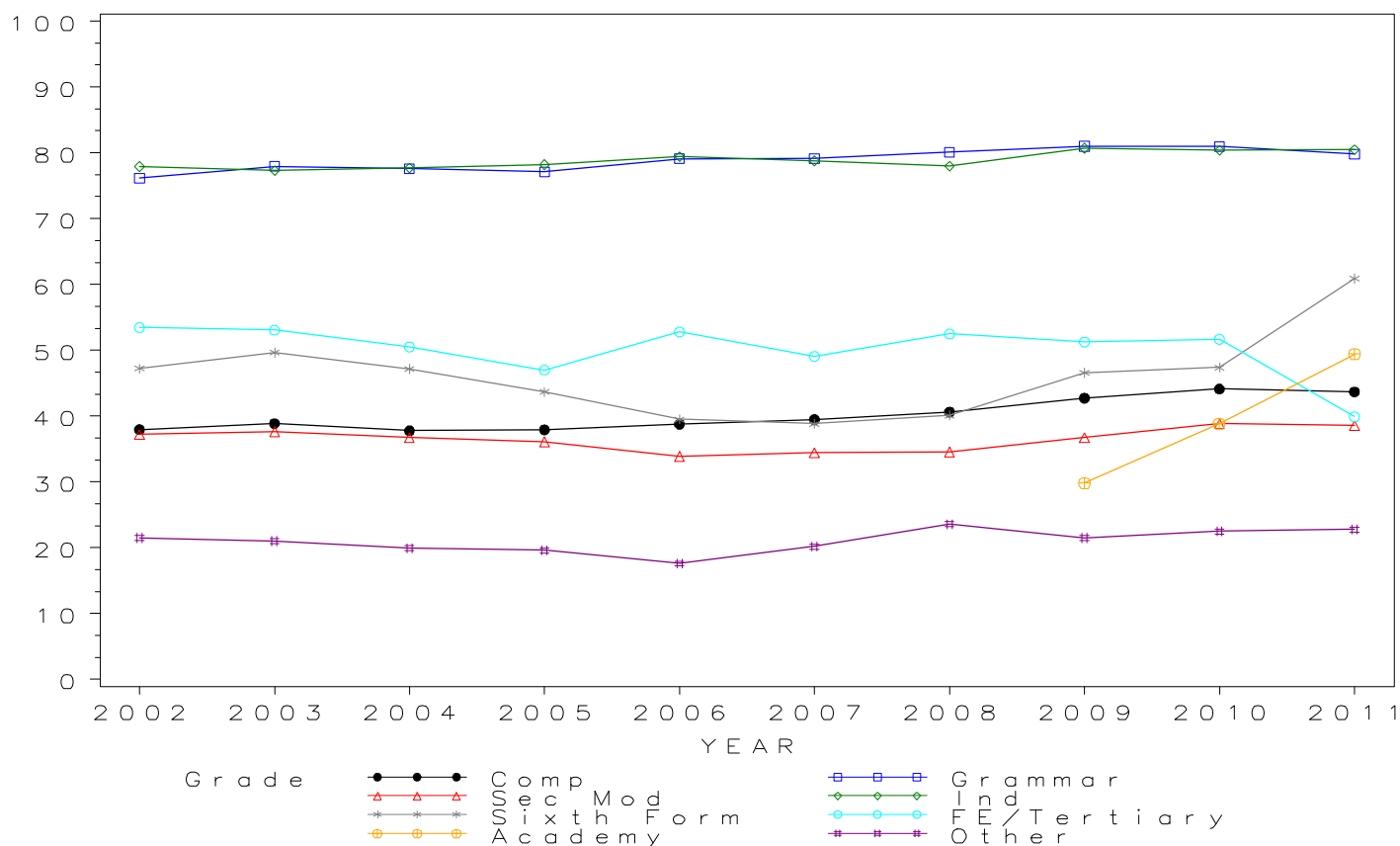
GCSE ART Grade B by school type 2002- 2011 Cumulative Percentages

School type	2002	2003	2004	2005	2006	2007	2008	2009	2010	2011
Comprehensive	38.0	38.9	37.8	37.9	38.8	39.5	40.6	42.7	44.1	43.7
Grammar	76.2	77.9	77.6	77.1	79.1	79.1	80.1	81.0	80.9	79.8
Sec Mod	37.2	37.7	36.7	36.1	33.9	34.4	34.6	36.7	38.8	38.6
Independent	77.9	77.3	77.7	78.2	79.4	78.8	78.0	80.7	80.4	80.5
Sixth Form	47.2	49.7	47.2	43.7	39.5	38.8	40.1	46.6	47.4	60.9
FE/Tertiary	53.5	53.1	50.5	47.0	52.8	49.1	52.5	51.3	51.7	39.9
Academy	29.8	38.9	49.4
Other	21.5	21.0	19.9	19.6	17.6	20.2	23.6	21.5	22.5	22.8

Cumulative Numbers

School type	2002	2003	2004	2005	2006	2007	2008	2009	2010	2011
Comprehensive	62475	65829	64319	63656	65943	66582	65773	63374	62794	49014
Grammar	6381	6701	6777	6832	7219	7213	7195	7089	6871	4365
Sec Mod	3896	4219	4046	3991	3695	3845	3739	3702	3816	2998
Independent	12452	12329	12661	13029	13535	13976	14085	13305	13569	13567
Sixth Form	282	303	291	238	190	174	180	205	236	293
FE/Tertiary	959	943	872	680	775	585	561	621	521	302
Academy	1481	2302	17922
Other	686	680	658	646	552	682	1019	746	757	897

Cumulative % at Grade B by school type



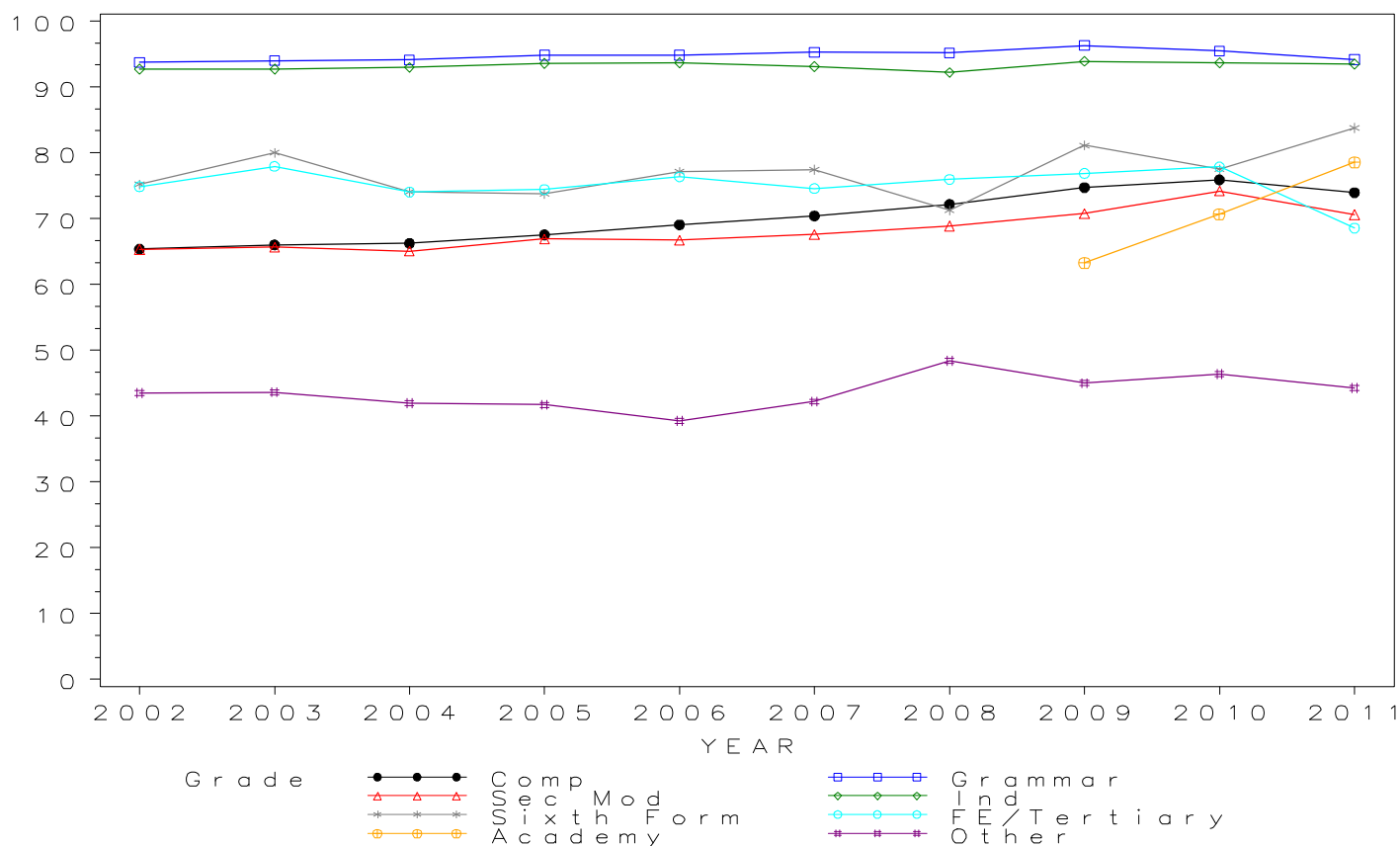
GCSE ART Grade C by school type 2002- 2011 Cumulative Percentages

School type	2002	2003	2004	2005	2006	2007	2008	2009	2010	2011
Comprehensive	65.4	66.0	66.2	67.5	69.1	70.4	72.2	74.7	75.9	73.9
Grammar	93.7	94.0	94.1	94.9	94.8	95.3	95.2	96.3	95.5	94.2
Sec Mod	65.3	65.6	65.1	66.9	66.7	67.6	68.9	70.8	74.2	70.6
Independent	92.7	92.7	93.0	93.6	93.7	93.1	92.2	93.9	93.7	93.5
Sixth Form	75.2	80.0	74.1	73.8	77.1	77.5	71.3	81.1	77.5	83.8
FE/Tertiary	74.9	77.9	74.0	74.4	76.4	74.6	76.0	76.9	77.9	68.6
Academy	63.3	70.7	78.6
Other	43.5	43.6	42.0	41.7	39.3	42.2	48.4	45.0	46.4	44.3

Cumulative Numbers

School type	2002	2003	2004	2005	2006	2007	2008	2009	2010	2011
Comprehensive	107590	111807	112755	113366	117479	118777	116864	110795	108004	82961
Grammar	7853	8081	8220	8402	8656	8688	8550	8427	8107	5152
Sec Mod	6840	7356	7166	7396	7274	7548	7452	7135	7288	5491
Independent	14820	14790	15148	15595	15973	16512	16649	15481	15814	15758
Sixth Form	449	488	457	402	371	347	320	357	386	403
FE/Tertiary	1343	1385	1278	1077	1121	889	812	931	785	519
Academy	3145	4183	28515
Other	1388	1411	1385	1374	1232	1426	2090	1562	1562	1743

Cumulative % at Grade C by school type

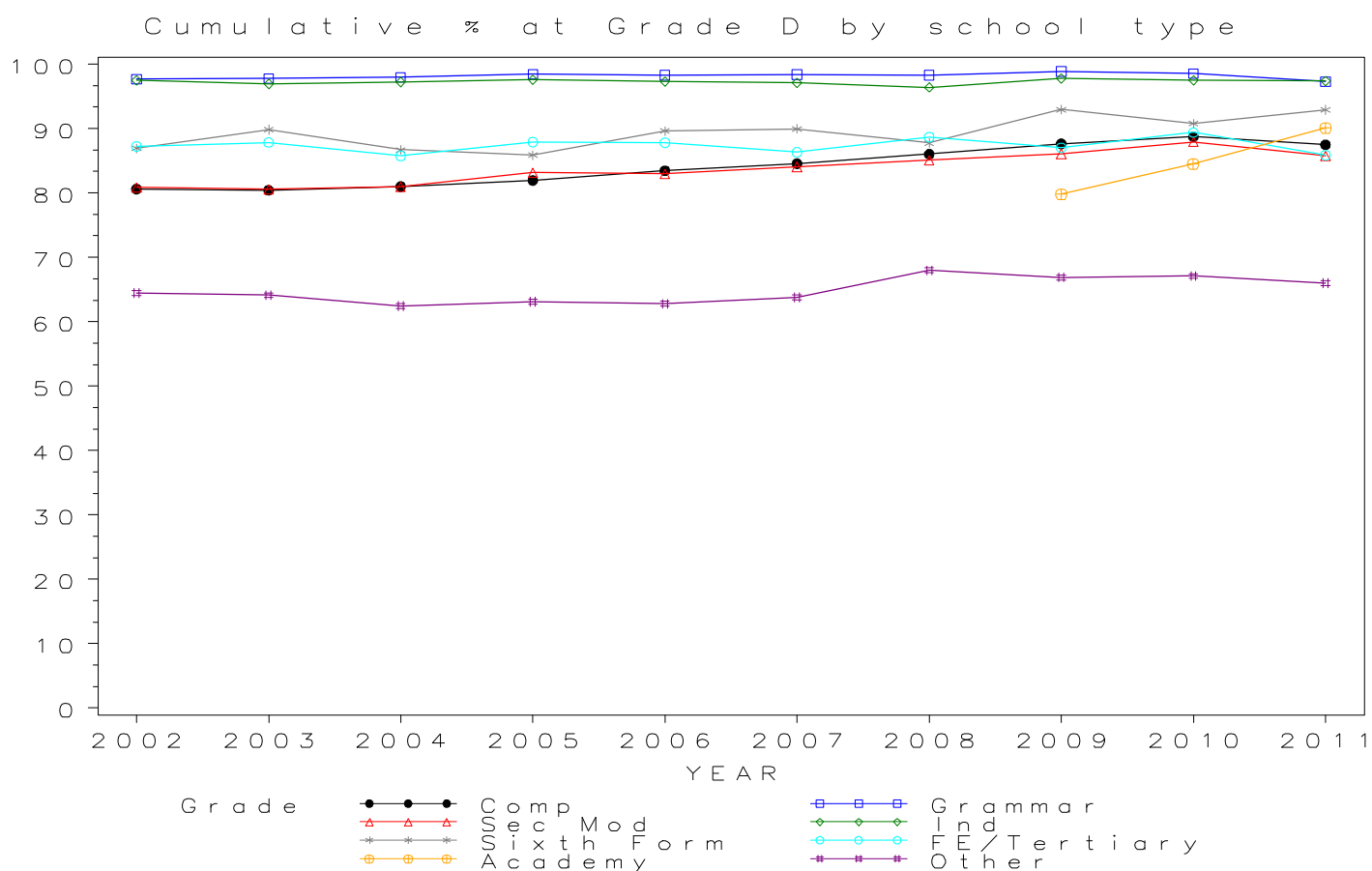


GCSE ART Grade D by school type 2002- 2011 Cumulative Percentages

School type	2002	2003	2004	2005	2006	2007	2008	2009	2010	2011
Comprehensive	80.6	80.4	81.0	81.9	83.5	84.6	86.0	87.6	88.7	87.5
Grammar	97.7	97.8	97.9	98.5	98.3	98.4	98.3	98.9	98.5	97.3
Sec Mod	80.9	80.5	80.9	83.2	83.0	84.1	85.1	86.1	87.9	85.7
Independent	97.5	97.0	97.3	97.6	97.3	97.1	96.4	97.8	97.5	97.4
Sixth Form	86.9	89.8	86.7	85.9	89.6	90.0	87.8	93.0	90.8	92.9
FE/Tertiary	87.2	87.8	85.7	87.9	87.8	86.3	88.7	87.0	89.4	85.9
Academy	79.8	84.5	90.1
Other	64.5	64.1	62.4	63.1	62.8	63.8	68.0	66.9	67.1	66.0

Cumulative Numbers

School type	2002	2003	2004	2005	2006	2007	2008	2009	2010	2011
Comprehensive	132664	136243	137868	137544	141974	142633	139293	129956	126254	98156
Grammar	8182	8404	8553	8722	8973	8972	8828	8654	8365	5322
Sec Mod	8466	9025	8915	9195	9043	9386	9200	8677	8638	6667
Independent	15576	15466	15844	16261	16587	17222	17408	16124	16455	16416
Sixth Form	519	548	535	468	431	403	394	409	452	447
FE/Tertiary	1565	1561	1480	1272	1289	1029	948	1054	901	650
Academy	3965	5000	32687
Other	2057	2074	2060	2079	1969	2155	2936	2321	2259	2597

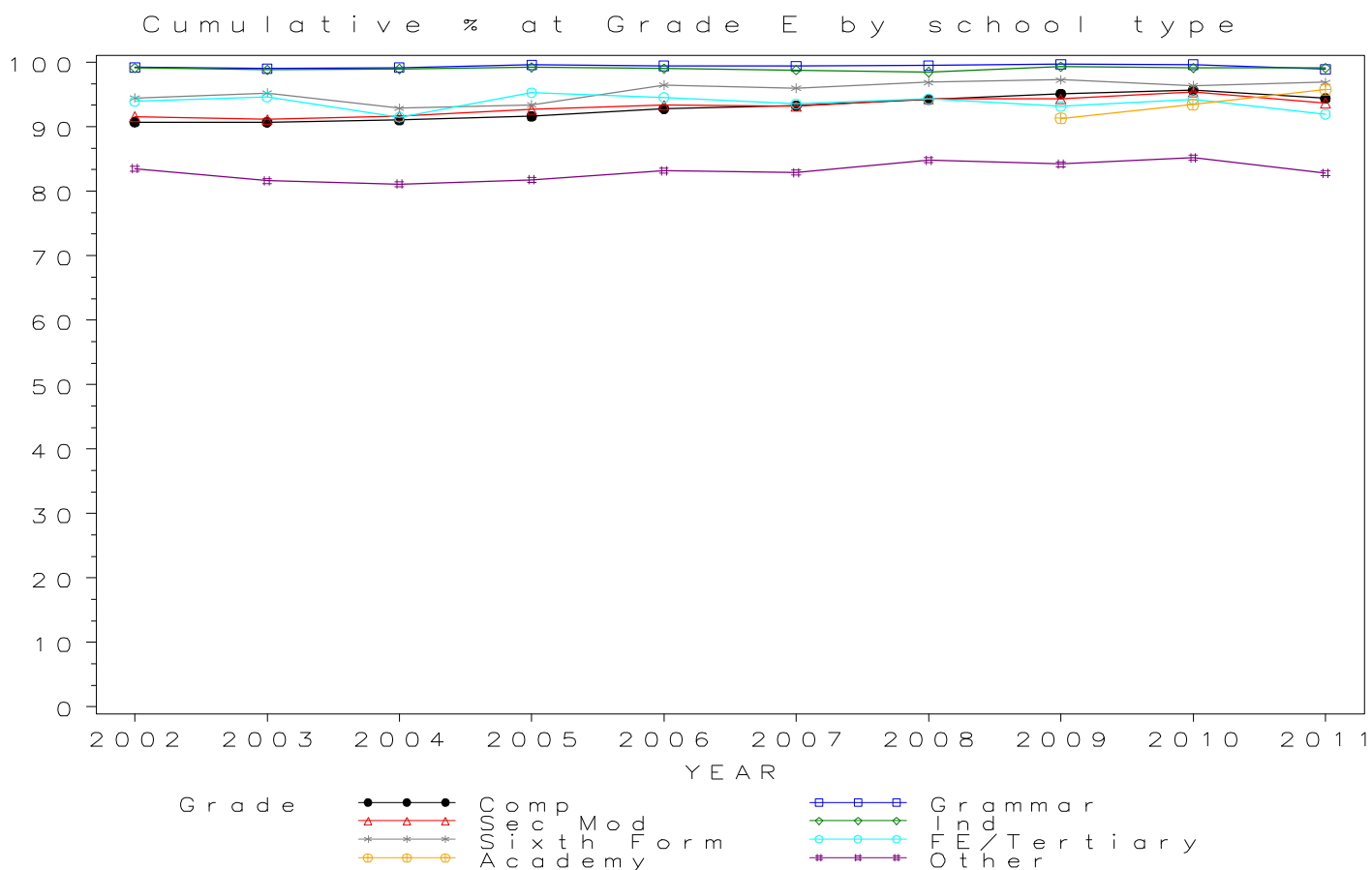


GCSE ART Grade E by school type 2002- 2011 Cumulative Percentages

School type	2002	2003	2004	2005	2006	2007	2008	2009	2010	2011
Comprehensive	90.7	90.7	91.0	91.6	92.8	93.3	94.2	95.1	95.7	94.4
Grammar	99.2	99.0	99.2	99.6	99.5	99.4	99.5	99.7	99.6	98.9
Sec Mod	91.6	91.2	91.7	92.7	93.4	93.1	94.4	94.3	95.4	93.7
Independent	99.1	98.8	99.0	99.2	99.0	98.8	98.5	99.3	99.1	99.1
Sixth Form	94.5	95.2	92.9	93.4	96.5	96.0	96.9	97.3	96.4	96.9
FE/Tertiary	93.9	94.6	91.5	95.3	94.6	93.5	94.3	93.1	94.2	91.9
Academy	91.3	93.5	95.8
Other	83.5	81.6	81.1	81.8	83.2	82.9	84.8	84.2	85.2	82.8

Cumulative Numbers

School type	2002	2003	2004	2005	2006	2007	2008	2009	2010	2011
Comprehensive	149288	153636	154950	153741	157824	157306	152560	141004	136121	105897
Grammar	8310	8515	8662	8825	9077	9065	8938	8723	8459	5412
Sec Mod	9588	10215	10095	10248	10175	10401	10205	9509	9373	7286
Independent	15836	15765	16126	16528	16877	17523	17787	16372	16725	16702
Sixth Form	564	581	573	509	464	430	435	428	480	466
FE/Tertiary	1685	1681	1579	1379	1388	1115	1008	1128	950	696
Academy	4537	5532	34755
Other	2665	2639	2676	2694	2608	2800	3662	2922	2868	3258

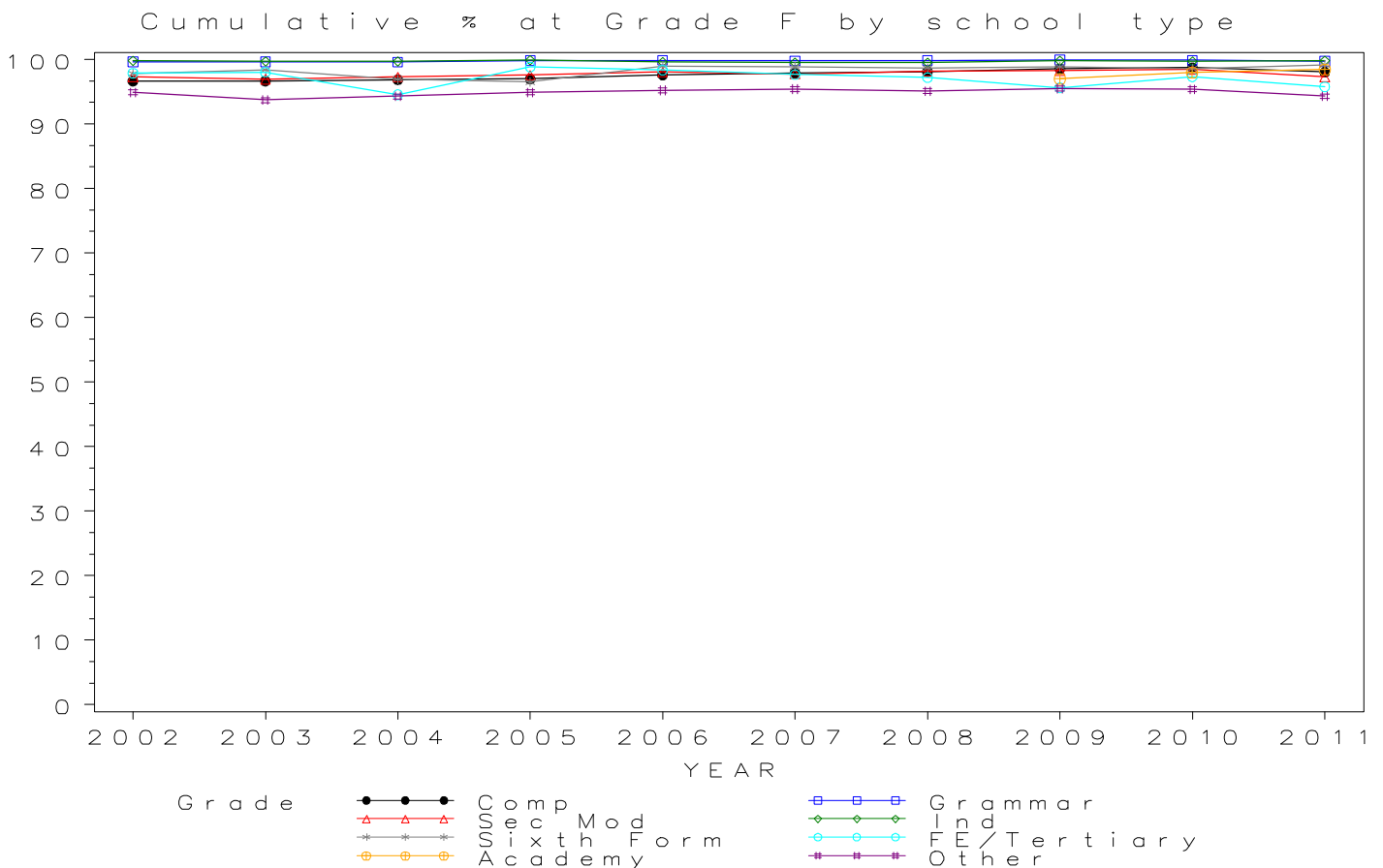


*GCSE ART Grade F by school type 2002- 2011
Cumulative Percentages*

School type	2002	2003	2004	2005	2006	2007	2008	2009	2010	2011
Comprehensive	96.7	96.6	96.9	97.0	97.6	97.9	98.1	98.6	98.7	98.0
Grammar	99.7	99.6	99.6	99.9	99.9	99.8	99.8	99.9	99.9	99.7
Sec Mod	97.3	97.0	97.3	97.6	98.0	97.7	98.2	98.3	98.5	97.3
Independent	99.8	99.7	99.7	99.9	99.6	99.5	99.5	99.8	99.7	99.8
Sixth Form	97.8	98.4	96.9	96.5	99.0	98.9	98.7	98.9	98.6	99.2
FE/Tertiary	97.9	98.0	94.6	98.8	98.4	97.7	97.2	95.6	97.3	95.8
Academy	97.0	98.0	98.5
Other	94.9	93.7	94.3	94.9	95.2	95.4	95.1	95.5	95.4	94.3

Cumulative Numbers

School type	2002	2003	2004	2005	2006	2007	2008	2009	2010	2011
Comprehensive	159084	163688	164881	162797	166018	165087	158831	146146	140490	110000
Grammar	8348	8566	8699	8845	9114	9097	8965	8744	8481	5457
Sec Mod	10191	10864	10713	10787	10685	10914	10616	9907	9672	7565
Independent	15947	15899	16240	16644	16979	17647	17968	16454	16826	16820
Sixth Form	584	600	598	526	476	443	443	435	491	477
FE/Tertiary	1756	1742	1632	1430	1444	1164	1039	1158	981	725
Academy	4820	5799	35735
Other	3028	3031	3111	3126	2985	3223	4106	3314	3211	3711

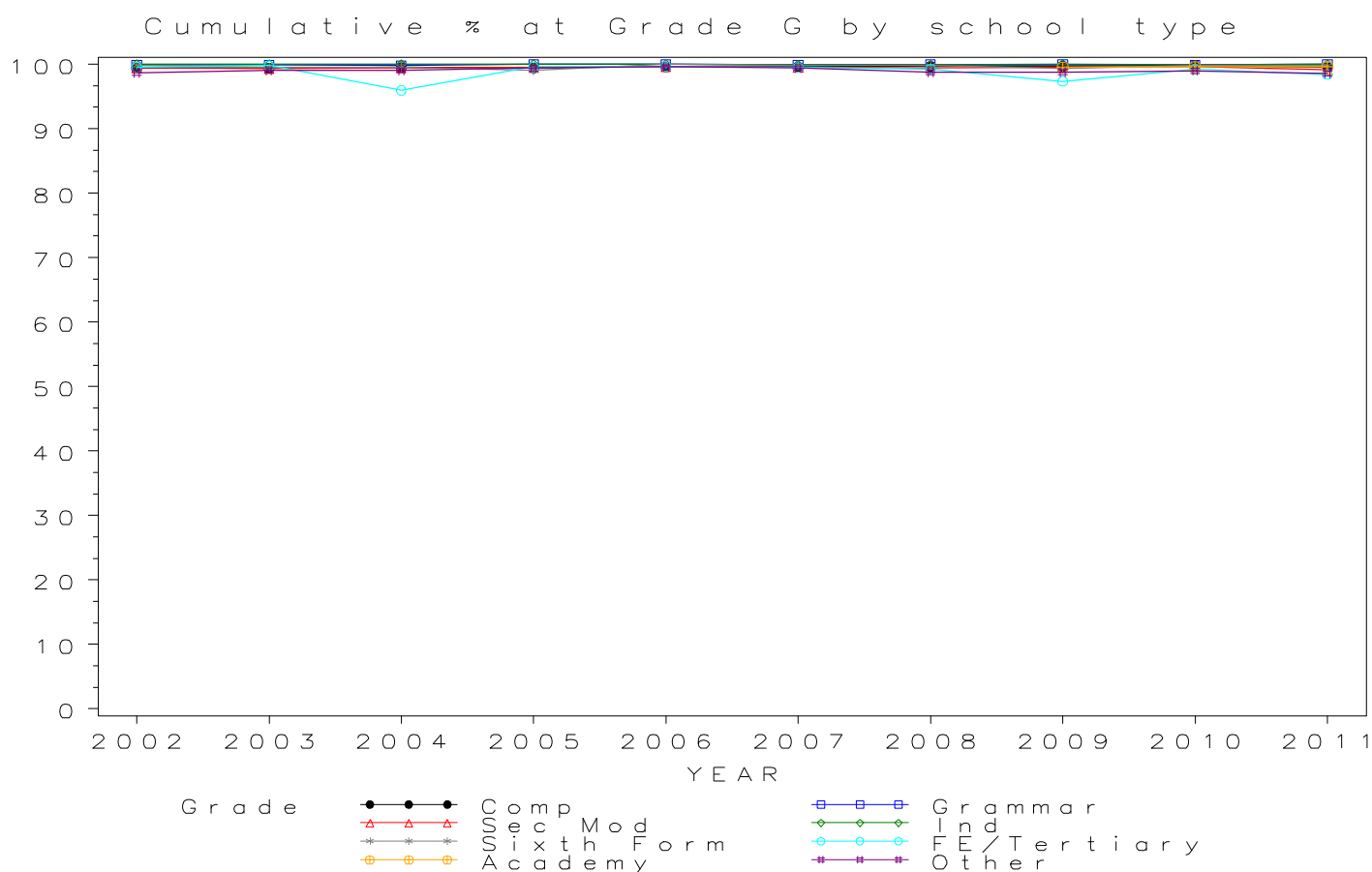


GCSE ART Grade G by school type 2002- 2011 Cumulative Percentages

School type	2002	2003	2004	2005	2006	2007	2008	2009	2010	2011
Comprehensive	99.4	99.4	99.5	99.4	99.6	99.6	99.7	99.7	99.8	99.5
Grammar	99.9	99.9	99.8	100.0	100.0	99.9	100.0	100.0	99.9	100.0
Sec Mod	99.5	99.3	99.5	99.5	99.6	99.5	99.5	99.5	99.6	99.1
Independent	100.0	100.0	100.0	100.0	100.0	99.9	99.9	100.0	99.9	100.0
Sixth Form	99.8	99.5	99.5	99.1	100.0	99.8	99.8	99.3	99.8	99.8
FE/Tertiary	99.6	99.8	95.9	99.6	99.7	99.5	99.3	97.4	99.2	98.4
Academy	99.5	99.6	99.6
Other	98.7	99.0	99.0	99.4	99.6	99.4	98.8	98.8	99.0	98.6

Cumulative Numbers

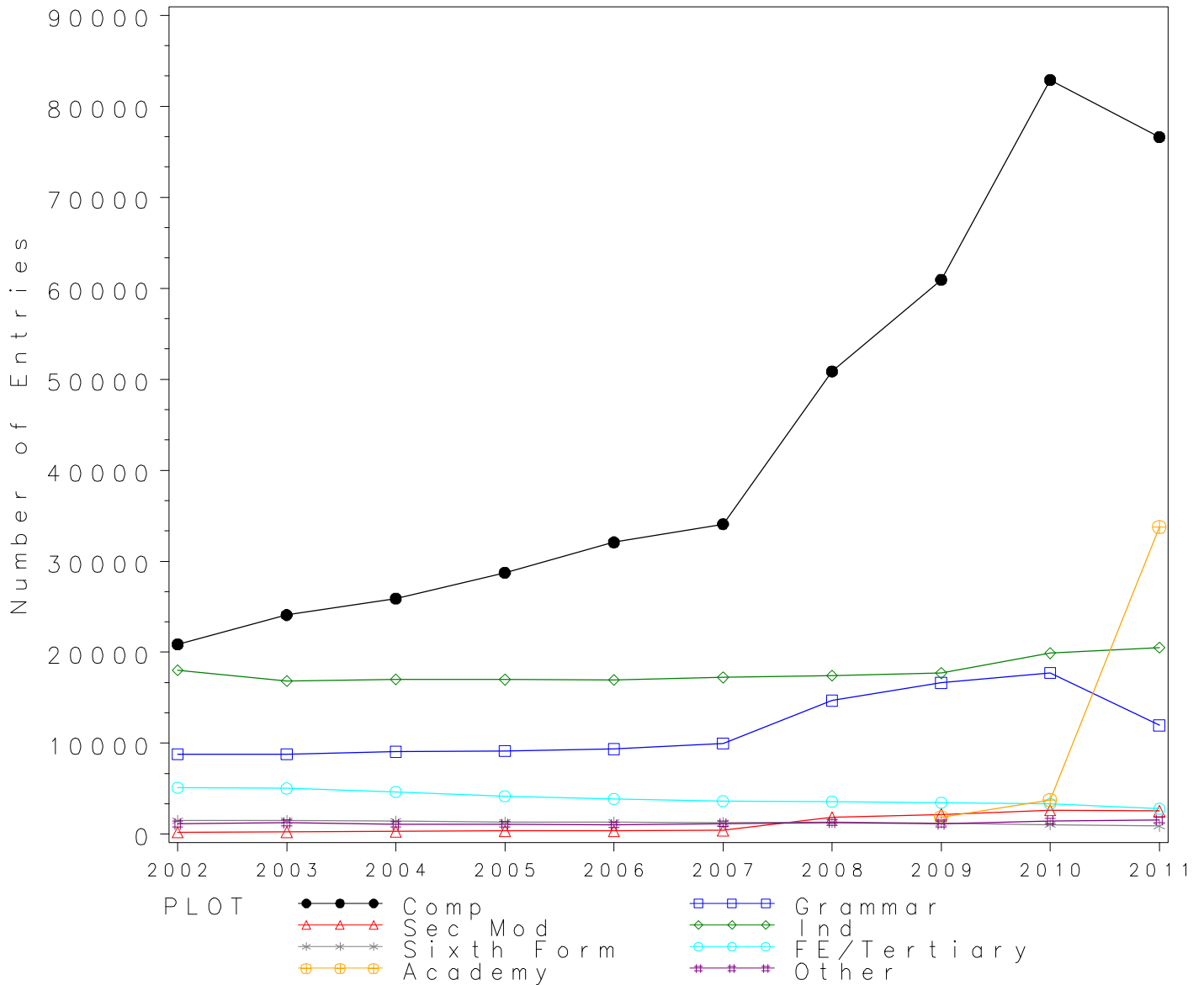
School type	2002	2003	2004	2005	2006	2007	2008	2009	2010	2011
Comprehensive	163581	168337	169334	166880	169424	168002	161429	147846	142004	111635
Grammar	8368	8589	8716	8858	9127	9106	8977	8747	8481	5469
Sec Mod	10414	11126	10956	11003	10853	11114	10756	10030	9782	7709
Independent	15979	15950	16290	16661	17047	17718	18040	16487	16860	16854
Sixth Form	596	607	614	540	481	447	448	437	497	480
FE/Tertiary	1786	1773	1656	1441	1463	1186	1061	1179	1000	745
Academy	4944	5893	36134
Other	3149	3203	3267	3274	3122	3358	4266	3428	3332	3880



Numbers of GCSE entries in BIOLOGY by school type 2002- 2011

School type	2002	2003	2004	2005	2006	2007	2008	2009	2010	2011
Comprehensive	20882	24098	25899	28735	32084	34085	50867	60954	82908	76632
Grammar	8801	8800	9051	9151	9347	9985	14677	16637	17729	11953
Sec Mod	215	243	308	374	358	422	1834	2180	2635	2541
Independent	18023	16843	17019	17001	16964	17237	17447	17705	19900	20516
Sixth Form	1483	1483	1414	1342	1323	1263	1314	1220	1057	888
FE/Tertiary	5110	5035	4649	4181	3889	3650	3595	3459	3324	2802
Academy	1880	3736	33755
Other	1129	1263	1091	1100	1053	1158	1295	1141	1453	1573

GCSE BIOLOGY Entries by school type 2002–2011



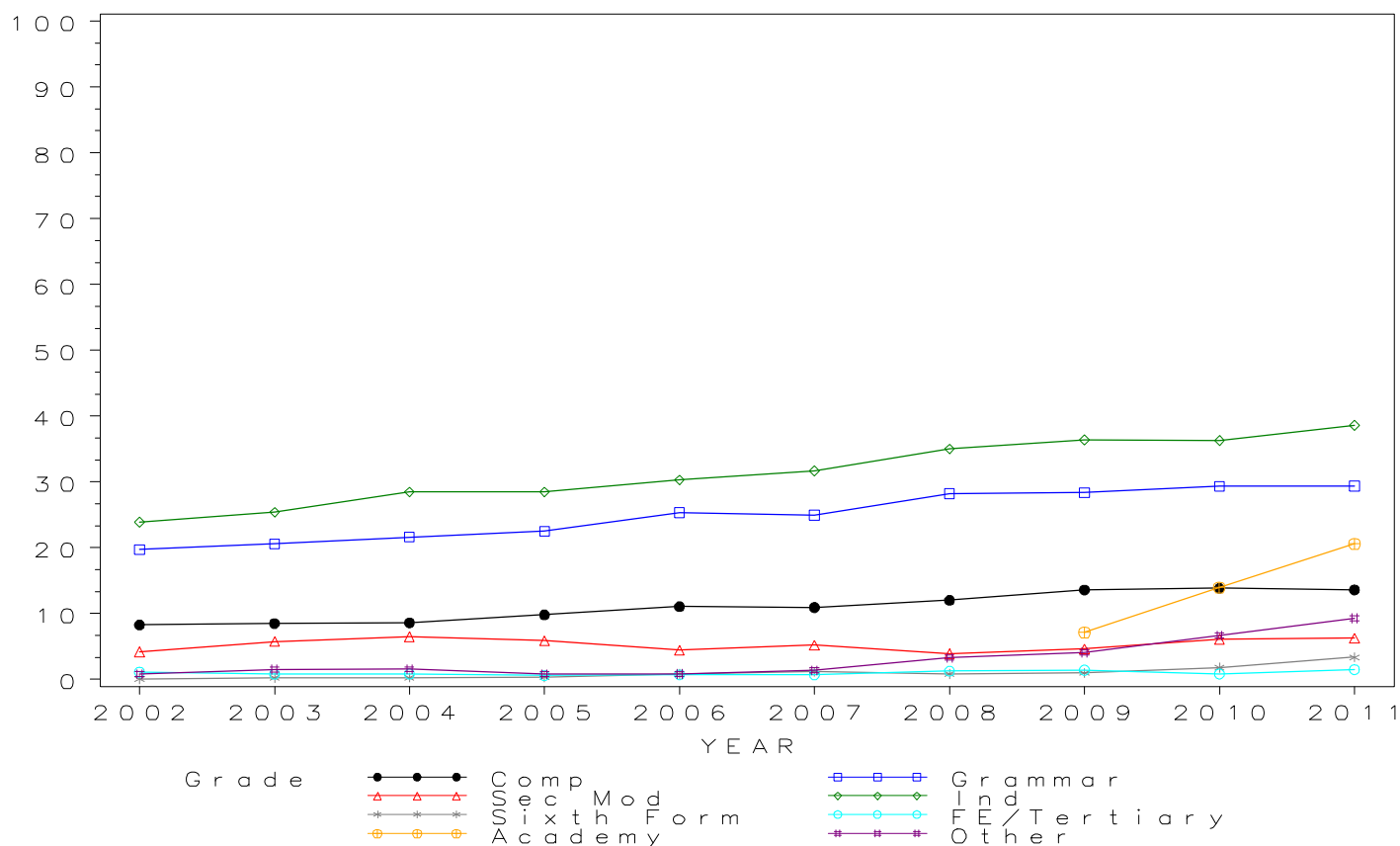
GCSE BIOLOGY Grade A by school type 2002- 2011
Cumulative Percentages*

School type	2002	2003	2004	2005	2006	2007	2008	2009	2010	2011
Comprehensive	8.3	8.5	8.6	9.8	11.1	10.9	12.0	13.6	13.9	13.6
Grammar	19.7	20.6	21.6	22.5	25.3	25.0	28.2	28.4	29.3	29.4
Sec Mod	4.2	5.8	6.5	5.9	4.5	5.2	3.9	4.6	6.1	6.3
Independent	23.9	25.4	28.5	28.5	30.3	31.7	35.0	36.4	36.3	38.6
Sixth Form	0.1	0.3	0.3	0.4	0.8	1.2	0.8	1.0	1.8	3.4
FE/Tertiary	1.1	0.8	0.8	0.6	0.7	0.7	1.3	1.4	0.8	1.5
Academy	7.2	14.0	20.6
Other	0.8	1.5	1.6	0.8	0.9	1.4	3.3	4.1	6.7	9.3

Cumulative Numbers

School type	2002	2003	2004	2005	2006	2007	2008	2009	2010	2011
Comprehensive	1730	2047	2227	2821	3550	3726	6115	8290	11490	10430
Grammar	1735	1811	1957	2062	2368	2492	4144	4718	5203	3512
Sec Mod	9	14	20	22	16	22	72	101	161	160
Independent	4307	4278	4850	4845	5140	5464	6106	6445	7224	7919
Sixth Form	1	4	4	5	11	15	11	12	19	30
FE/Tertiary	57	40	39	25	28	26	45	49	28	42
Academy	135	523	6954
Other	9	19	17	9	9	16	43	47	97	146

Cumulative % at Grade A* by school type



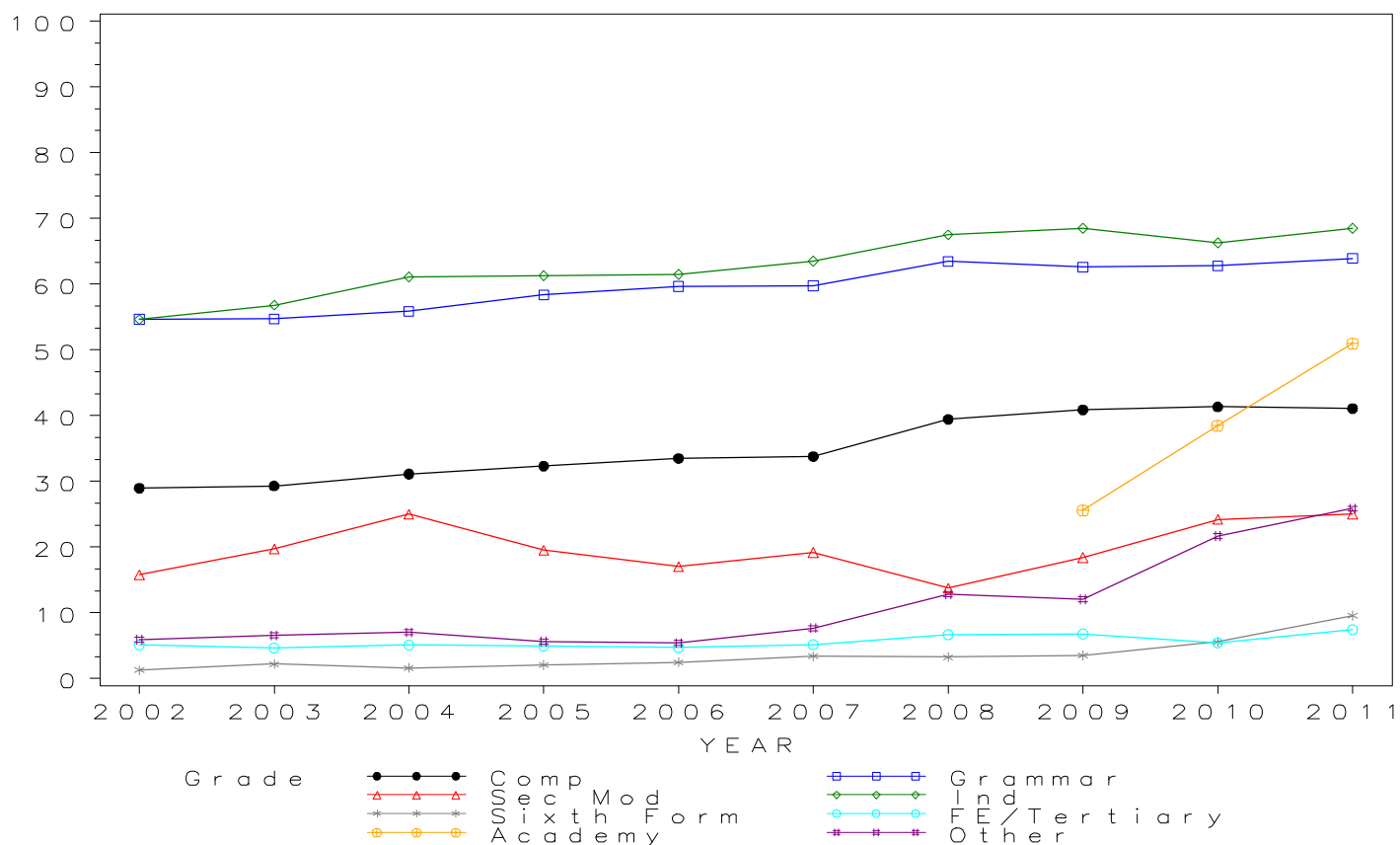
GCSE BIOLOGY Grade A by school type 2002- 2011 Cumulative Percentages

School type	2002	2003	2004	2005	2006	2007	2008	2009	2010	2011
Comprehensive	29.0	29.3	31.1	32.3	33.5	33.8	39.4	40.9	41.3	41.1
Grammar	54.7	54.7	55.9	58.4	59.7	59.8	63.5	62.6	62.8	63.9
Sec Mod	15.8	19.8	25.0	19.5	17.0	19.2	13.8	18.4	24.2	25.0
Independent	54.6	56.8	61.1	61.3	61.5	63.5	67.5	68.5	66.3	68.5
Sixth Form	1.3	2.2	1.6	2.1	2.5	3.4	3.3	3.5	5.6	9.6
FE/Tertiary	5.1	4.7	5.1	5.0	4.7	5.2	6.7	6.8	5.4	7.5
Academy	25.6	38.5	51.0
Other	5.9	6.6	7.1	5.6	5.4	7.7	12.8	12.1	21.7	25.9

Cumulative Numbers

School type	2002	2003	2004	2005	2006	2007	2008	2009	2010	2011
Comprehensive	6050	7063	8057	9287	10748	11514	20059	24919	34278	31479
Grammar	4812	4817	5058	5341	5577	5968	9317	10413	11129	7639
Sec Mod	34	48	77	73	61	81	253	402	638	635
Independent	9841	9567	10399	10422	10433	10945	11777	12128	13194	14053
Sixth Form	19	33	23	28	33	43	43	43	59	85
FE/Tertiary	262	235	238	207	184	189	241	235	181	209
Academy	481	1438	17215
Other	67	83	77	62	57	89	166	138	315	407

Cumulative % at Grade A by school type



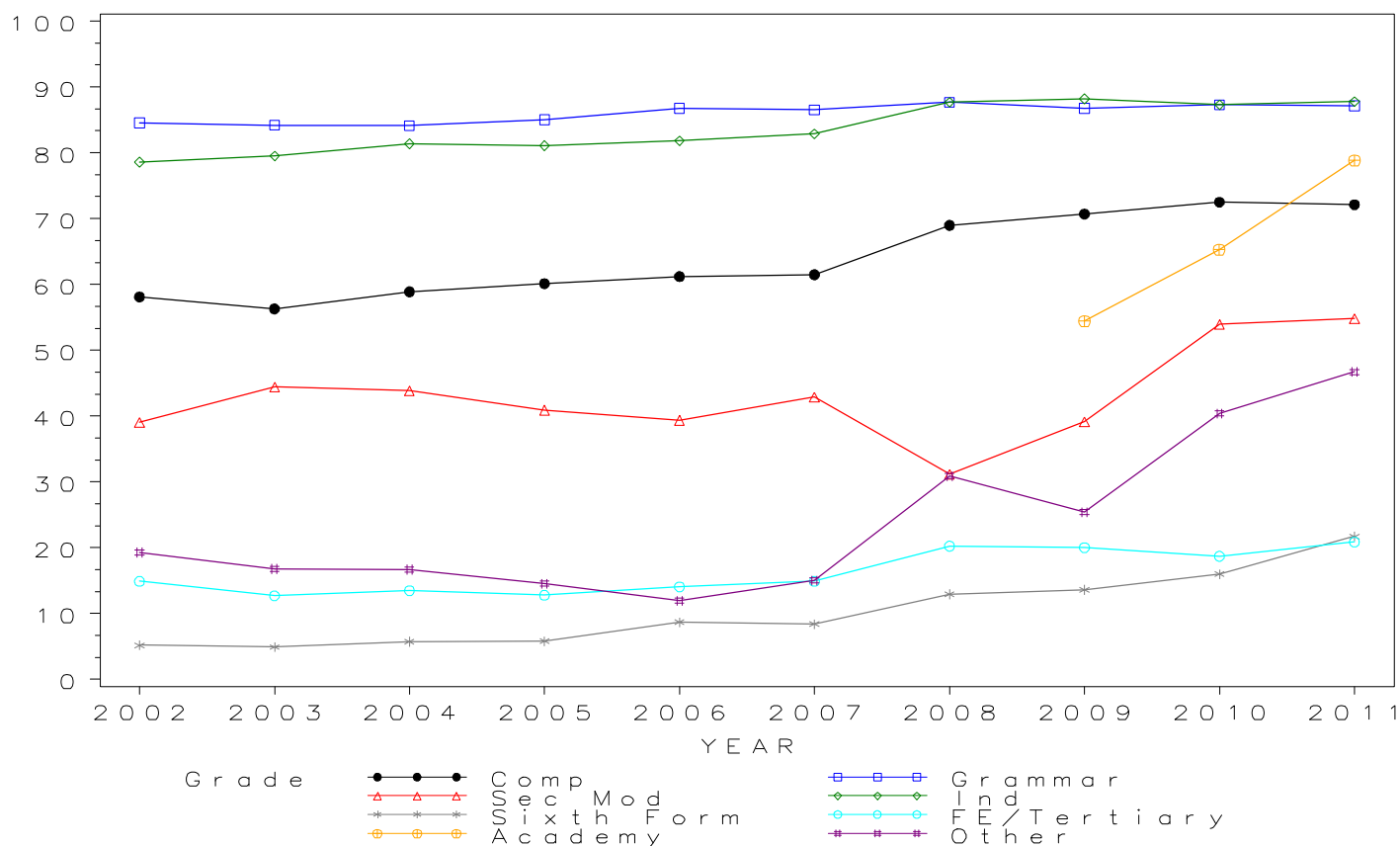
GCSE BIOLOGY Grade B by school type 2002- 2011 Cumulative Percentages

School type	2002	2003	2004	2005	2006	2007	2008	2009	2010	2011
Comprehensive	58.1	56.3	58.9	60.1	61.2	61.5	69.0	70.7	72.5	72.1
Grammar	84.6	84.2	84.1	85.0	86.8	86.5	87.7	86.8	87.3	87.2
Sec Mod	39.1	44.4	43.8	40.9	39.4	42.9	31.2	39.1	53.9	54.8
Independent	78.6	79.5	81.4	81.1	81.8	82.9	87.7	88.2	87.3	87.8
Sixth Form	5.2	4.9	5.7	5.8	8.7	8.4	12.9	13.6	16.0	21.7
FE/Tertiary	14.9	12.7	13.5	12.8	14.1	14.9	20.3	20.0	18.7	20.9
Academy	54.4	65.3	78.9
Other	19.3	16.8	16.7	14.5	12.0	15.0	30.9	25.4	40.4	46.7

Cumulative Numbers

School type	2002	2003	2004	2005	2006	2007	2008	2009	2010	2011
Comprehensive	12136	13567	15253	17278	19640	20957	35092	43097	60116	55263
Grammar	7443	7409	7613	7781	8109	8641	12868	14433	15478	10418
Sec Mod	84	108	135	153	141	181	572	853	1421	1393
Independent	14166	13390	13853	13788	13877	14289	15301	15616	17373	18013
Sixth Form	77	73	81	78	115	106	170	166	169	193
FE/Tertiary	762	640	627	535	547	544	728	693	622	585
Academy	1023	2440	26633
Other	218	212	182	160	126	174	400	290	587	735

Cumulative % at Grade B by school type

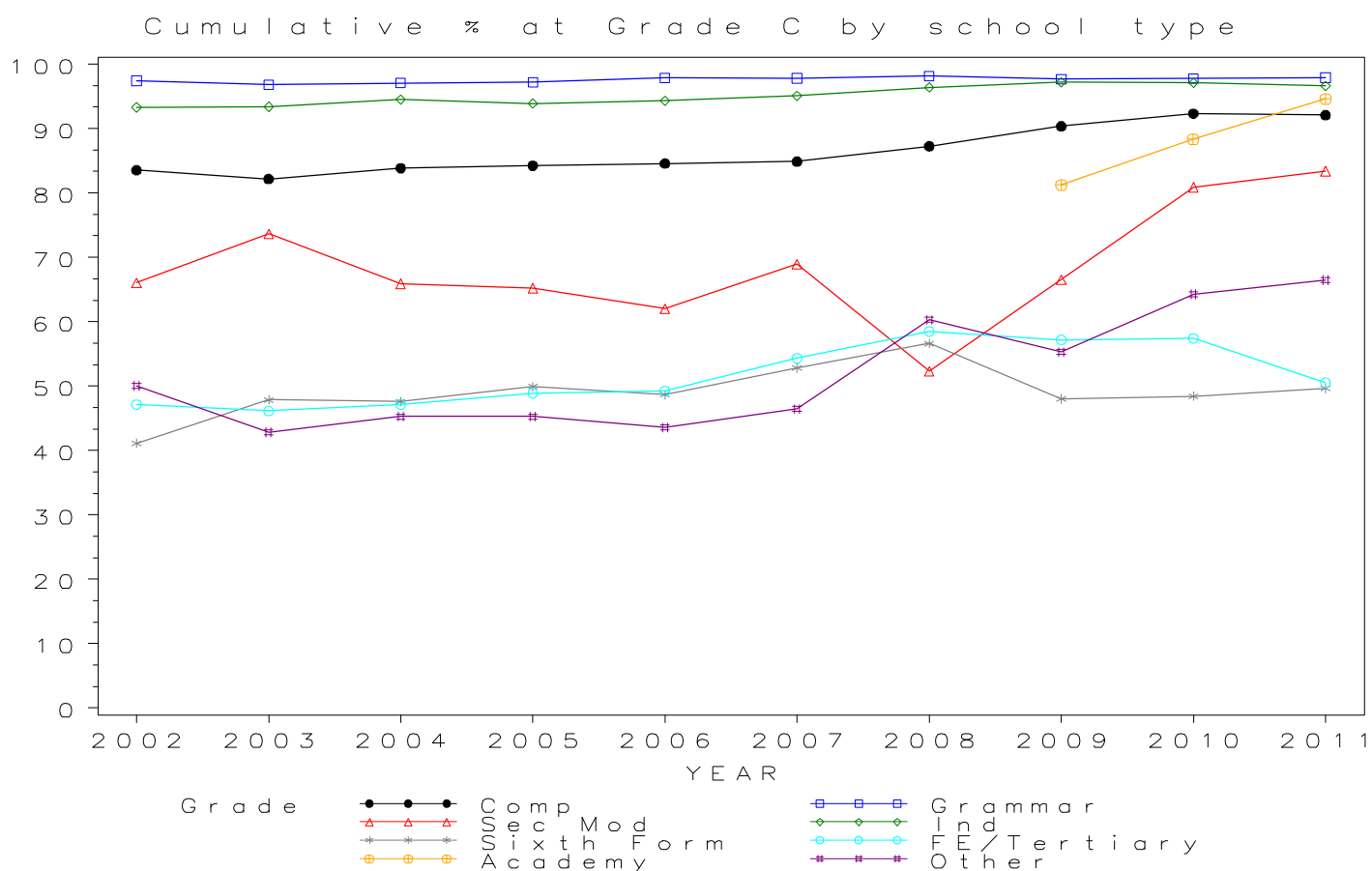


GCSE BIOLOGY Grade C by school type 2002- 2011 Cumulative Percentages

School type	2002	2003	2004	2005	2006	2007	2008	2009	2010	2011
Comprehensive	83.5	82.2	83.8	84.2	84.6	84.9	87.3	90.4	92.3	92.1
Grammar	97.4	96.8	97.1	97.2	97.9	97.8	98.1	97.7	97.8	97.9
Sec Mod	66.0	73.7	65.9	65.2	62.0	69.0	52.3	66.5	80.9	83.4
Independent	93.3	93.4	94.5	93.9	94.3	95.1	96.4	97.2	97.1	96.6
Sixth Form	41.1	47.9	47.6	49.9	48.7	52.8	56.6	48.0	48.4	49.7
FE/Tertiary	47.1	46.1	47.2	48.9	49.2	54.3	58.5	57.2	57.4	50.5
Academy	81.2	88.4	94.6
Other	50.0	42.8	45.3	45.3	43.6	46.5	60.3	55.3	64.3	66.5

Cumulative Numbers

School type	2002	2003	2004	2005	2006	2007	2008	2009	2010	2011
Comprehensive	17445	19801	21716	24206	27136	28933	44383	55079	76542	70571
Grammar	8576	8520	8786	8897	9149	9766	14403	16248	17332	11704
Sec Mod	142	179	203	244	222	291	959	1450	2132	2119
Independent	16815	15731	16083	15964	15997	16392	16819	17209	19323	19818
Sixth Form	610	710	673	670	644	667	744	586	512	441
FE/Tertiary	2409	2323	2193	2044	1915	1983	2103	1978	1909	1416
Academy	1527	3303	31932
Other	565	541	494	498	459	538	781	631	934	1046

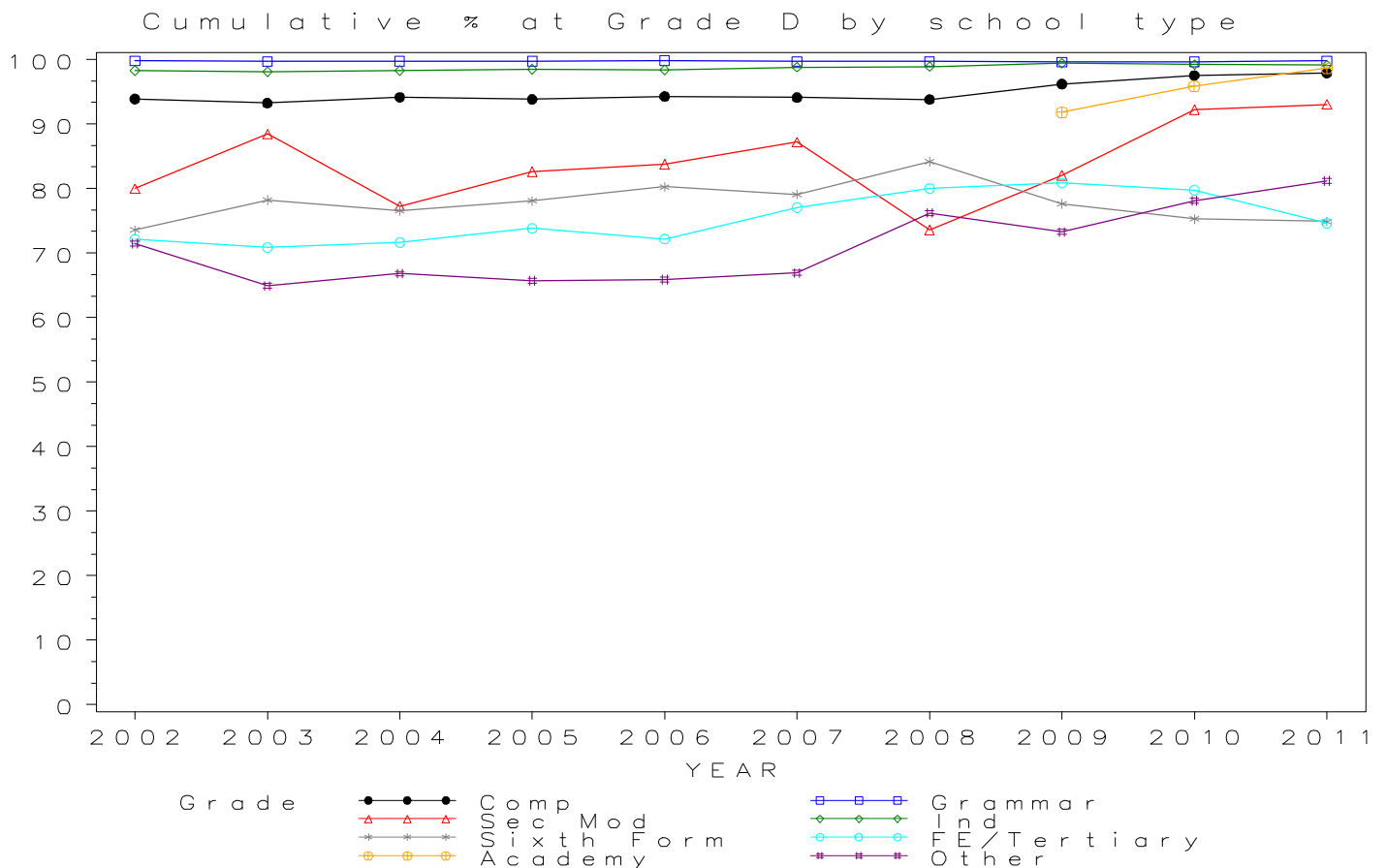


*GCSE BIOLOGY Grade D by school type 2002- 2011
Cumulative Percentages*

School type	2002	2003	2004	2005	2006	2007	2008	2009	2010	2011
Comprehensive	93.9	93.2	94.1	93.8	94.3	94.1	93.8	96.2	97.5	97.9
Grammar	99.8	99.7	99.7	99.7	99.8	99.7	99.7	99.6	99.6	99.8
Sec Mod	80.0	88.5	77.3	82.6	83.8	87.2	73.6	82.1	92.3	93.0
Independent	98.3	98.1	98.3	98.5	98.4	98.8	98.9	99.4	99.2	99.1
Sixth Form	73.6	78.2	76.6	78.1	80.3	79.1	84.2	77.6	75.3	74.9
FE/Tertiary	72.1	70.9	71.6	73.8	72.2	77.0	80.0	80.9	79.8	74.6
Academy	91.8	95.9	98.7
Other	71.5	64.9	66.8	65.7	65.9	66.9	76.2	73.3	78.1	81.2

Cumulative Numbers

School type	2002	2003	2004	2005	2006	2007	2008	2009	2010	2011
Comprehensive	19604	22470	24382	26961	30247	32074	47713	58638	80852	75027
Grammar	8781	8773	9027	9127	9332	9955	14635	16571	17665	11929
Sec Mod	172	215	238	309	300	368	1350	1789	2431	2364
Independent	17717	16523	16730	16746	16693	17030	17255	17599	19741	20331
Sixth Form	1091	1160	1083	1048	1062	999	1106	947	796	665
FE/Tertiary	3686	3568	3330	3087	2807	2812	2876	2797	2651	2091
Academy	1726	3583	33316
Other	807	820	729	723	694	775	987	836	1135	1277

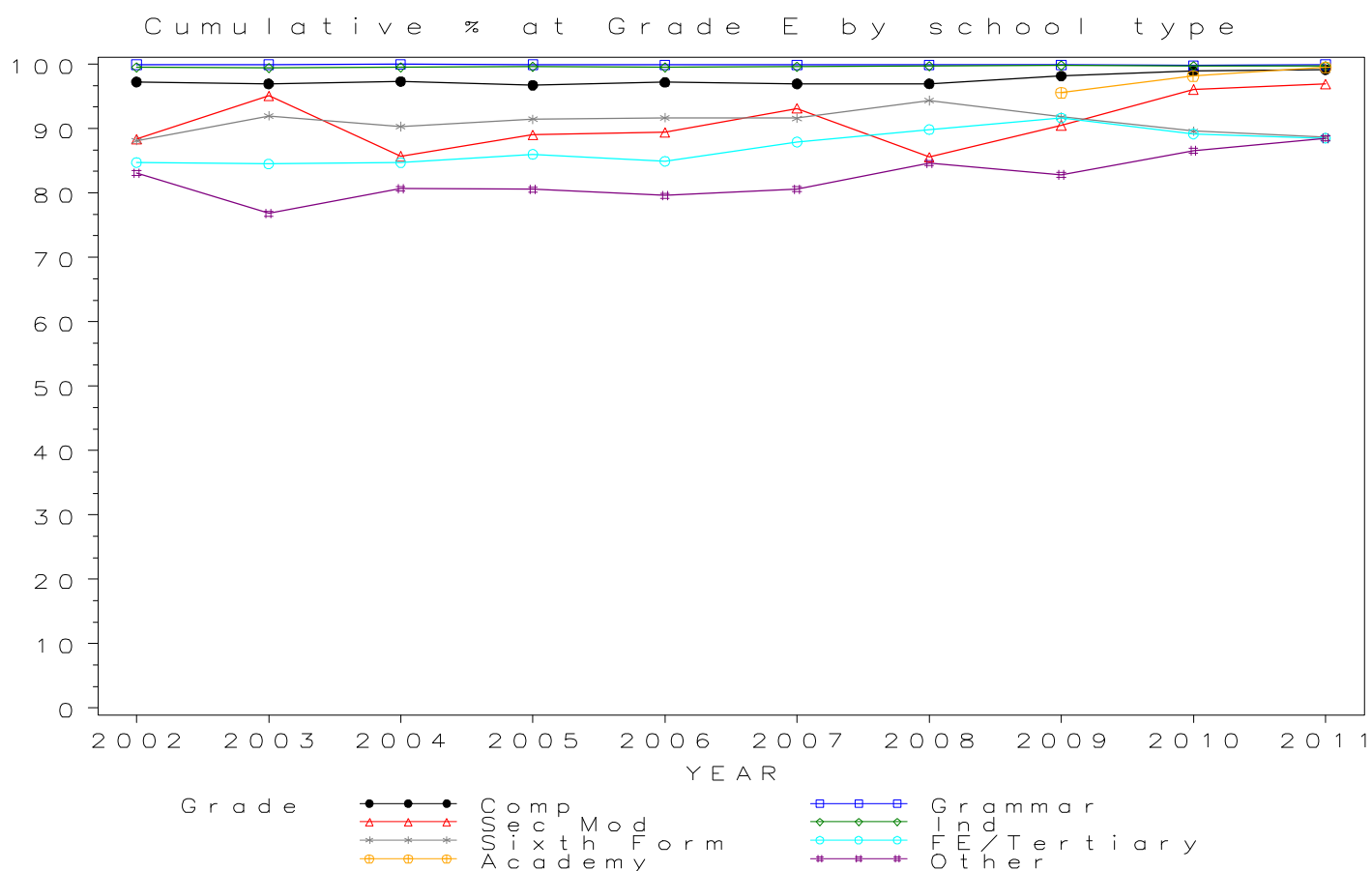


GCSE BIOLOGY Grade E by school type 2002- 2011 Cumulative Percentages

School type	2002	2003	2004	2005	2006	2007	2008	2009	2010	2011
Comprehensive	97.2	96.9	97.3	96.7	97.2	97.0	97.0	98.2	98.9	99.2
Grammar	99.9	99.9	100.0	99.9	99.9	99.9	99.9	99.9	99.8	99.9
Sec Mod	88.4	95.1	85.7	89.0	89.4	93.1	85.6	90.5	96.1	96.9
Independent	99.5	99.4	99.5	99.6	99.5	99.6	99.7	99.8	99.7	99.7
Sixth Form	88.1	92.0	90.3	91.4	91.7	91.6	94.4	91.8	89.6	88.6
FE/Tertiary	84.7	84.5	84.7	86.0	84.9	87.9	89.8	91.6	89.2	88.5
Academy	95.6	98.2	99.5
Other	83.1	76.8	80.7	80.5	79.6	80.6	84.6	82.8	86.6	88.5

Cumulative Numbers

School type	2002	2003	2004	2005	2006	2007	2008	2009	2010	2011
Comprehensive	20307	23363	25205	27795	31177	33046	49323	59833	81996	75983
Grammar	8795	8794	9051	9145	9338	9975	14662	16617	17693	11945
Sec Mod	190	231	264	333	320	393	1569	1973	2532	2463
Independent	17933	16742	16934	16933	16879	17168	17395	17670	19840	20454
Sixth Form	1307	1364	1277	1227	1213	1157	1240	1120	947	787
FE/Tertiary	4330	4255	3938	3596	3303	3209	3230	3170	2964	2480
Academy	1797	3669	33586
Other	938	970	880	886	838	933	1096	945	1258	1392

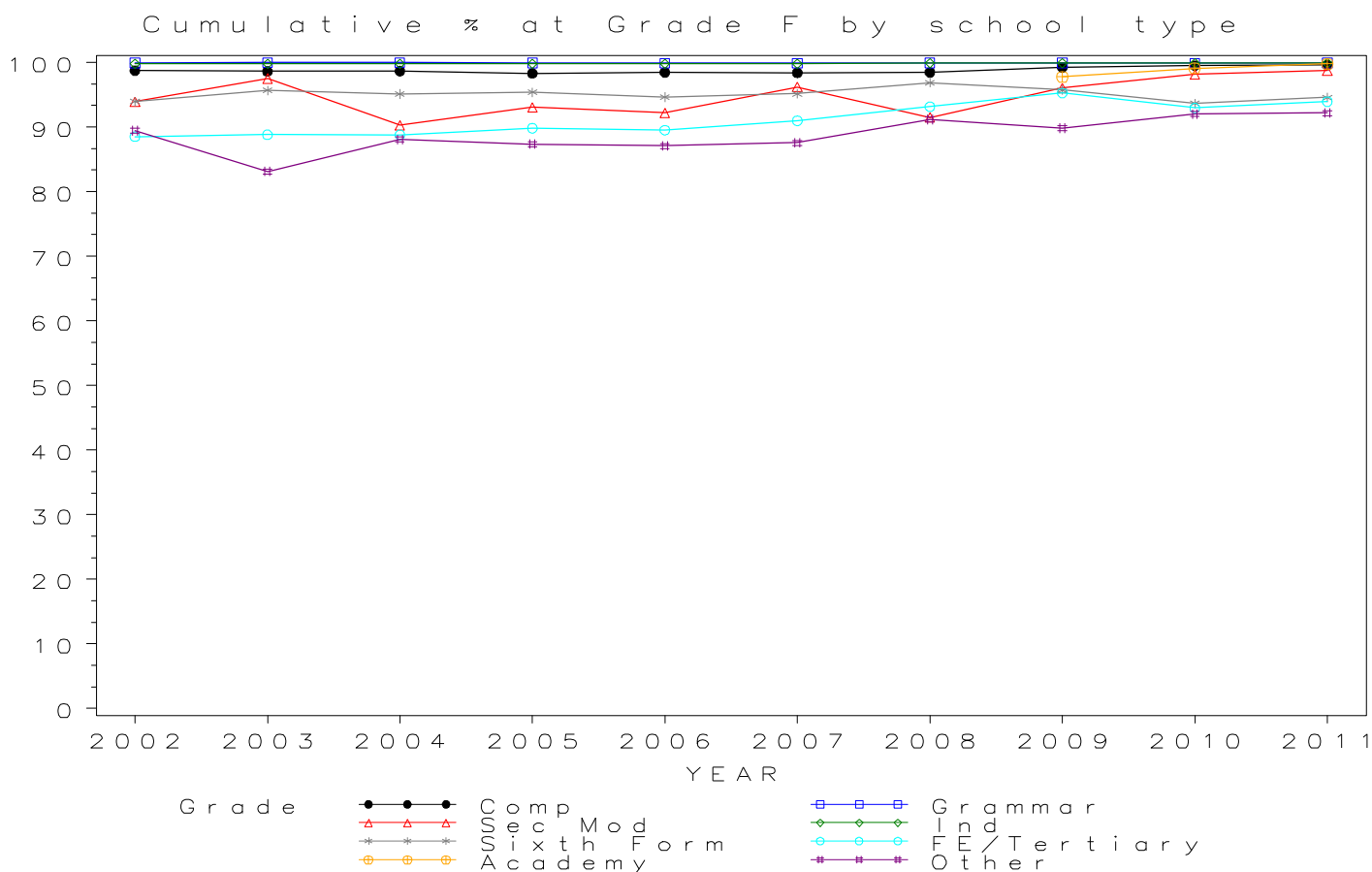


GCSE BIOLOGY Grade F by school type 2002- 2011 Cumulative Percentages

School type	2002	2003	2004	2005	2006	2007	2008	2009	2010	2011
Comprehensive	98.8	98.6	98.7	98.3	98.5	98.4	98.5	99.2	99.5	99.6
Grammar	99.9	100.0	100.0	99.9	99.9	99.9	99.9	99.9	99.9	99.9
Sec Mod	94.0	97.5	90.3	93.0	92.2	96.2	91.5	96.1	98.2	98.7
Independent	99.8	99.8	99.8	99.8	99.8	99.8	99.9	99.9	99.9	99.9
Sixth Form	93.9	95.7	95.1	95.4	94.6	95.2	96.9	95.7	93.7	94.6
FE/Tertiary	88.5	88.8	88.8	89.8	89.5	91.0	93.2	95.3	93.0	93.9
Academy	97.8	99.1	99.8
Other	89.5	83.1	88.1	87.4	87.1	87.6	91.2	89.8	92.0	92.2

Cumulative Numbers

School type	2002	2003	2004	2005	2006	2007	2008	2009	2010	2011
Comprehensive	20621	23767	25556	28252	31589	33541	50086	60478	82494	76326
Grammar	8795	8800	9051	9145	9338	9975	14668	16627	17711	11945
Sec Mod	202	237	278	348	330	406	1678	2094	2587	2509
Independent	17987	16809	16985	16967	16930	17203	17430	17687	19880	20495
Sixth Form	1393	1419	1345	1280	1252	1202	1273	1168	990	840
FE/Tertiary	4523	4472	4128	3756	3482	3321	3349	3296	3090	2632
Academy	1839	3702	33687
Other	1010	1050	961	961	917	1014	1181	1025	1337	1450

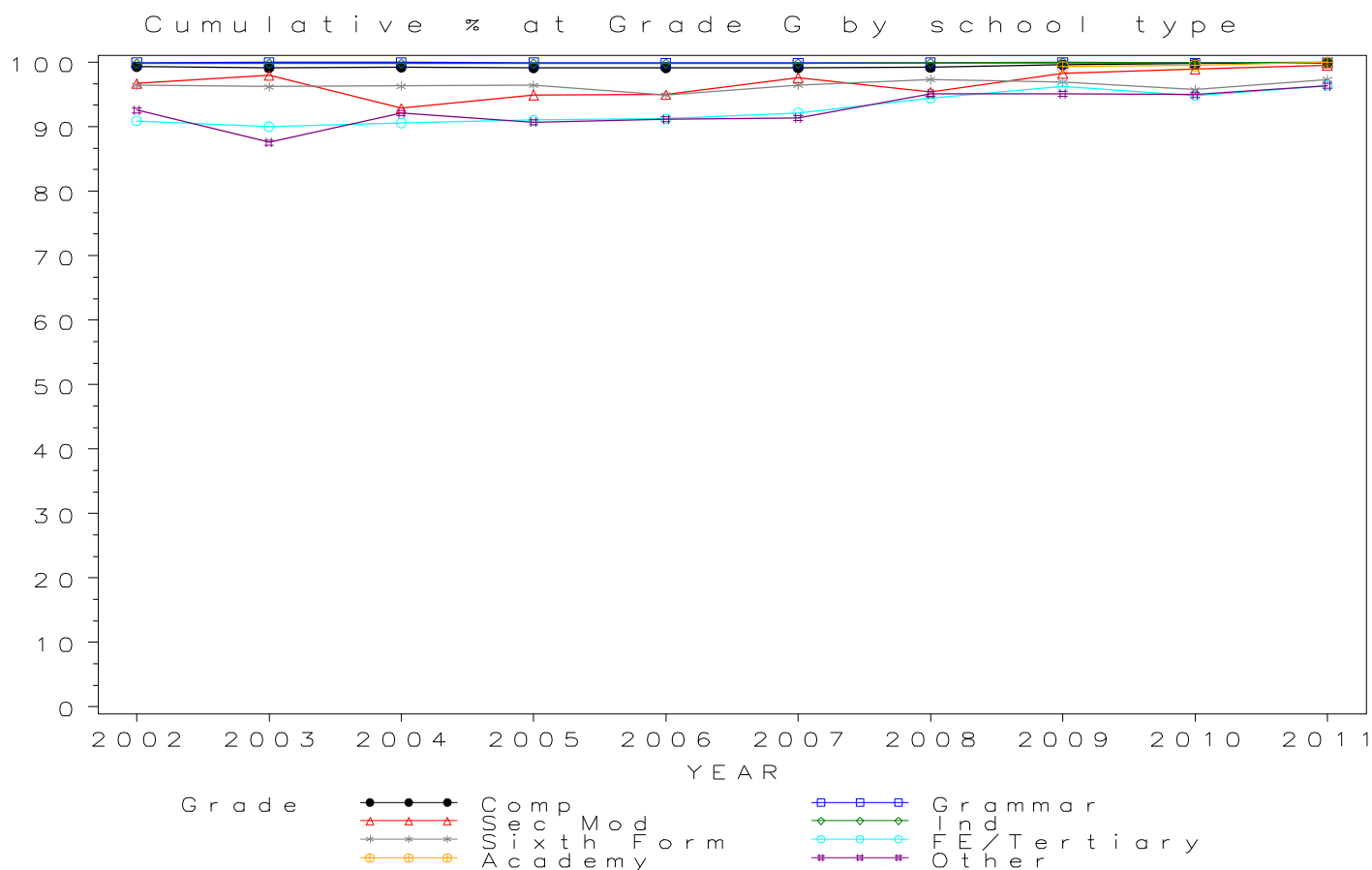


GCSE BIOLOGY Grade G by school type 2002- 2011 Cumulative Percentages

School type	2002	2003	2004	2005	2006	2007	2008	2009	2010	2011
Comprehensive	99.3	99.2	99.2	99.1	99.2	99.2	99.2	99.6	99.8	99.9
Grammar	99.9	100.0	100.0	99.9	99.9	99.9	99.9	99.9	99.9	99.9
Sec Mod	96.7	97.9	92.9	94.9	95.0	97.6	95.4	98.3	99.0	99.5
Independent	99.8	99.8	99.8	99.8	99.8	99.8	99.9	100.0	99.9	100.0
Sixth Form	96.4	96.2	96.3	96.4	94.9	96.4	97.3	97.0	95.7	97.3
FE/Tertiary	90.9	90.0	90.6	91.0	91.3	92.2	94.5	96.3	94.9	96.4
Academy	99.3	99.5	100.0
Other	92.6	87.6	92.1	90.7	91.2	91.4	95.1	95.1	95.0	96.4

Cumulative Numbers

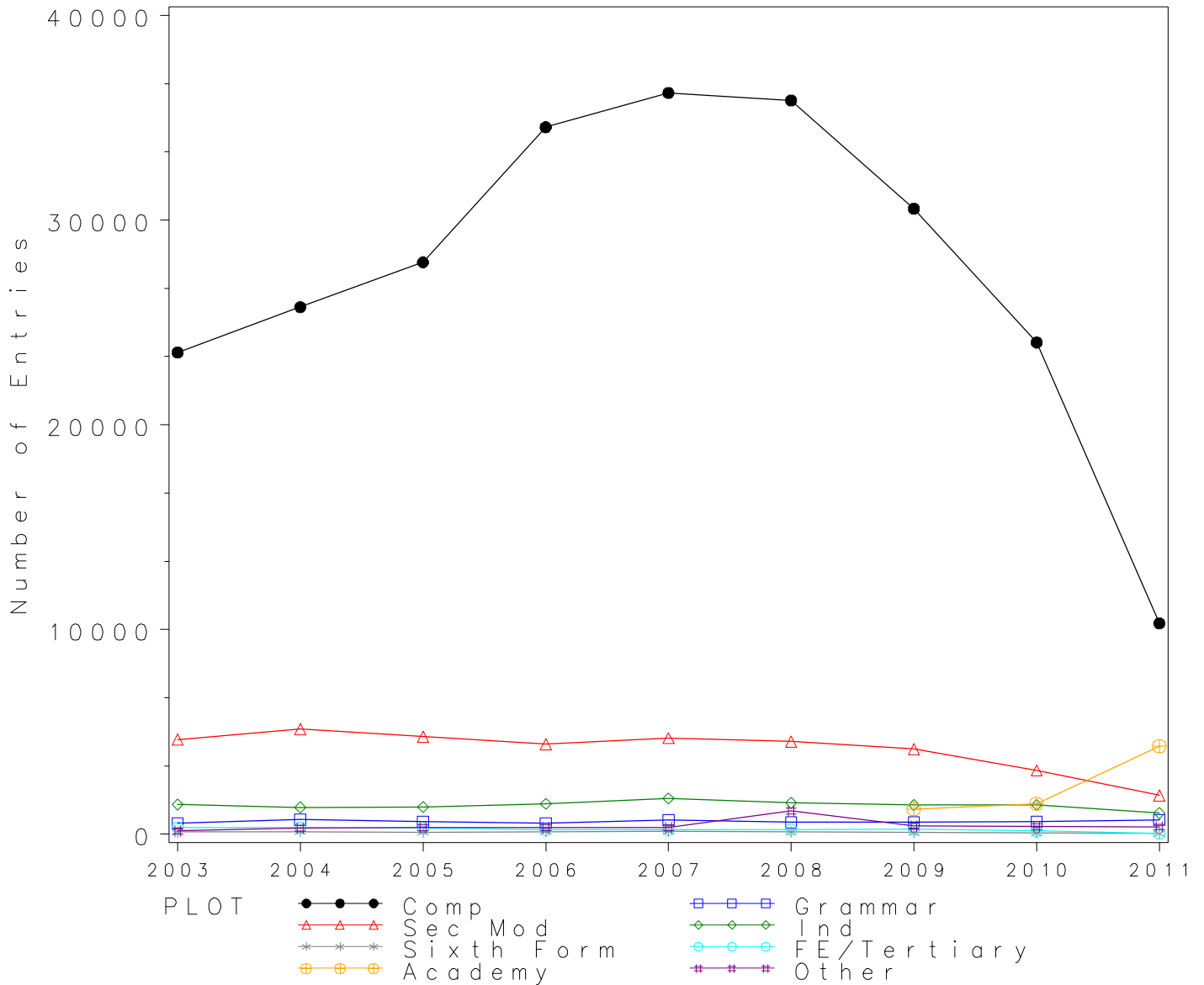
School type	2002	2003	2004	2005	2006	2007	2008	2009	2010	2011
Comprehensive	20743	23900	25703	28490	31816	33796	50460	60710	82725	76555
Grammar	8795	8800	9051	9145	9338	9975	14668	16627	17711	11945
Sec Mod	208	238	286	355	340	412	1749	2142	2608	2528
Independent	17987	16809	16985	16967	16930	17203	17430	17705	19880	20516
Sixth Form	1430	1427	1362	1294	1256	1218	1279	1183	1012	864
FE/Tertiary	4646	4533	4212	3806	3549	3364	3396	3330	3153	2701
Academy	1867	3717	33755
Other	1045	1106	1005	998	960	1058	1232	1085	1380	1516



Numbers of GCSE entries in BUSINESS & COMM. SYS. by school type 2002-2011

School type	2002	2003	2004	2005	2006	2007	2008	2009	2010	2011
Comprehensive	.	23530	25752	27941	34541	36213	35851	30560	24023	10303
Grammar	.	528	717	622	546	694	576	585	605	699
Sec Mod	.	4626	5130	4761	4401	4700	4525	4155	3121	1892
Independent	.	1457	1312	1327	1488	1749	1528	1426	1439	1036
Sixth Form	.	115	126	99	126	132	106	84	50	28
FE/Tertiary	.	335	321	287	217	220	230	237	164	35
Academy	1222	1477	4303
Other	.	158	292	322	320	315	1132	402	370	355

GCSE BUSINESS & COMM. SYS. Entries by school type 2002–2011



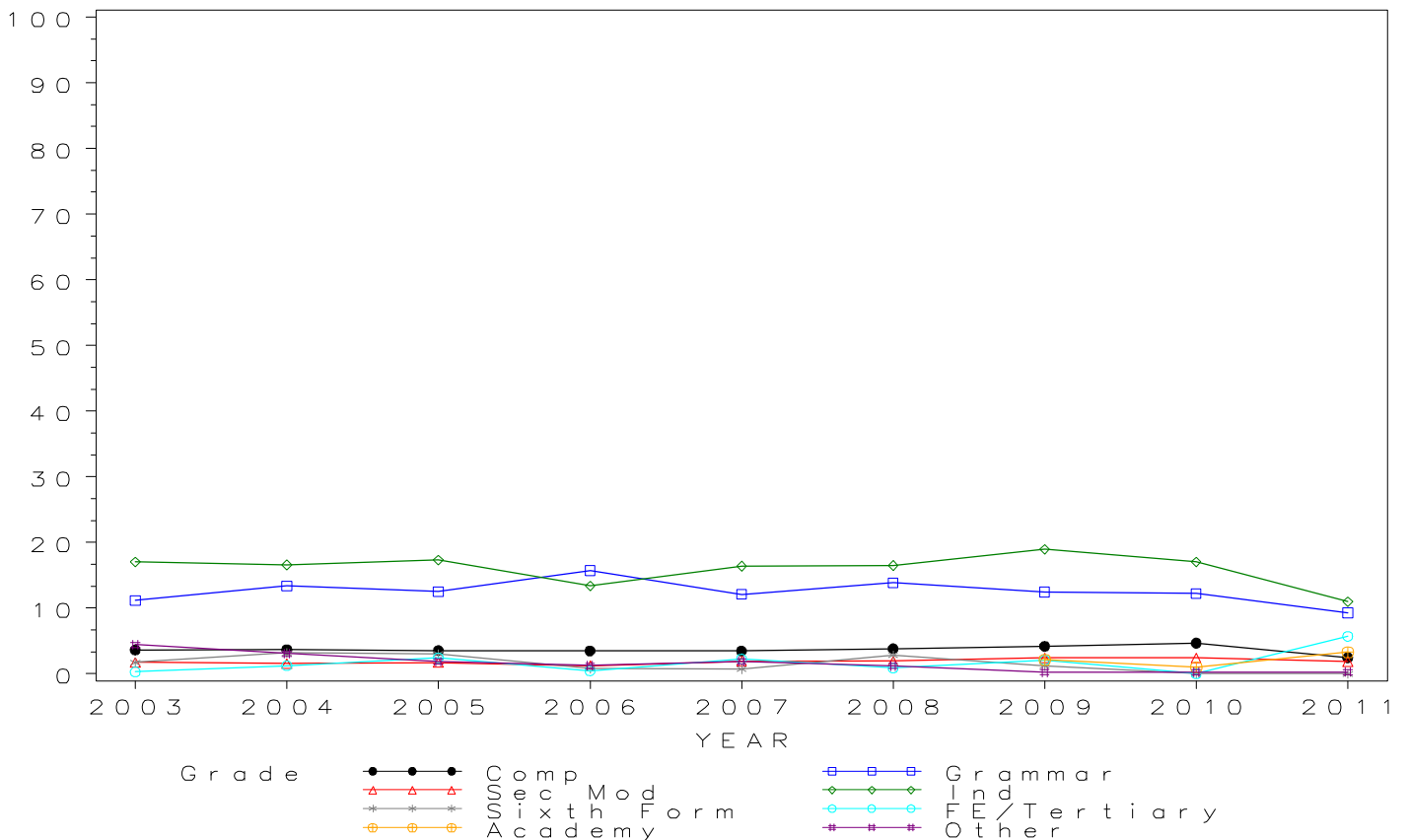
GCSE BUSINESS & COMM. SYS. Grade A by school type 2002- 2011
Cumulative Percentages*

School type	2002	2003	2004	2005	2006	2007	2008	2009	2010	2011
Comprehensive	.	3.6	3.7	3.5	3.5	3.5	3.8	4.2	4.7	2.5
Grammar	.	11.2	13.4	12.5	15.8	12.1	13.9	12.5	12.2	9.3
Sec Mod	.	1.8	1.6	1.7	1.2	1.9	2.0	2.5	2.4	1.9
Independent	.	17.0	16.6	17.3	13.4	16.4	16.5	18.9	17.0	11.0
Sixth Form	.	1.7	3.2	3.0	0.8	0.8	2.8	1.2	0.0	0.0
FE/Tertiary	.	0.3	1.2	2.4	0.5	2.3	0.9	2.1	0.0	5.7
Academy	2.1	1.0	3.3
Other	.	4.4	3.1	1.9	1.3	1.9	1.2	0.2	0.3	0.3

Cumulative Numbers

School type	2002	2003	2004	2005	2006	2007	2008	2009	2010	2011
Comprehensive	.	855	948	989	1205	1261	1376	1280	1124	255
Grammar	.	59	96	78	86	84	80	73	74	65
Sec Mod	.	82	80	82	54	90	89	102	75	36
Independent	.	248	218	230	199	287	252	270	245	114
Sixth Form	.	2	4	3	1	1	3	1	0	0
FE/Tertiary	.	1	4	7	1	5	2	5	0	2
Academy	26	15	142
Other	.	7	9	6	4	6	14	1	1	1

Cumulative % at Grade A* by school type



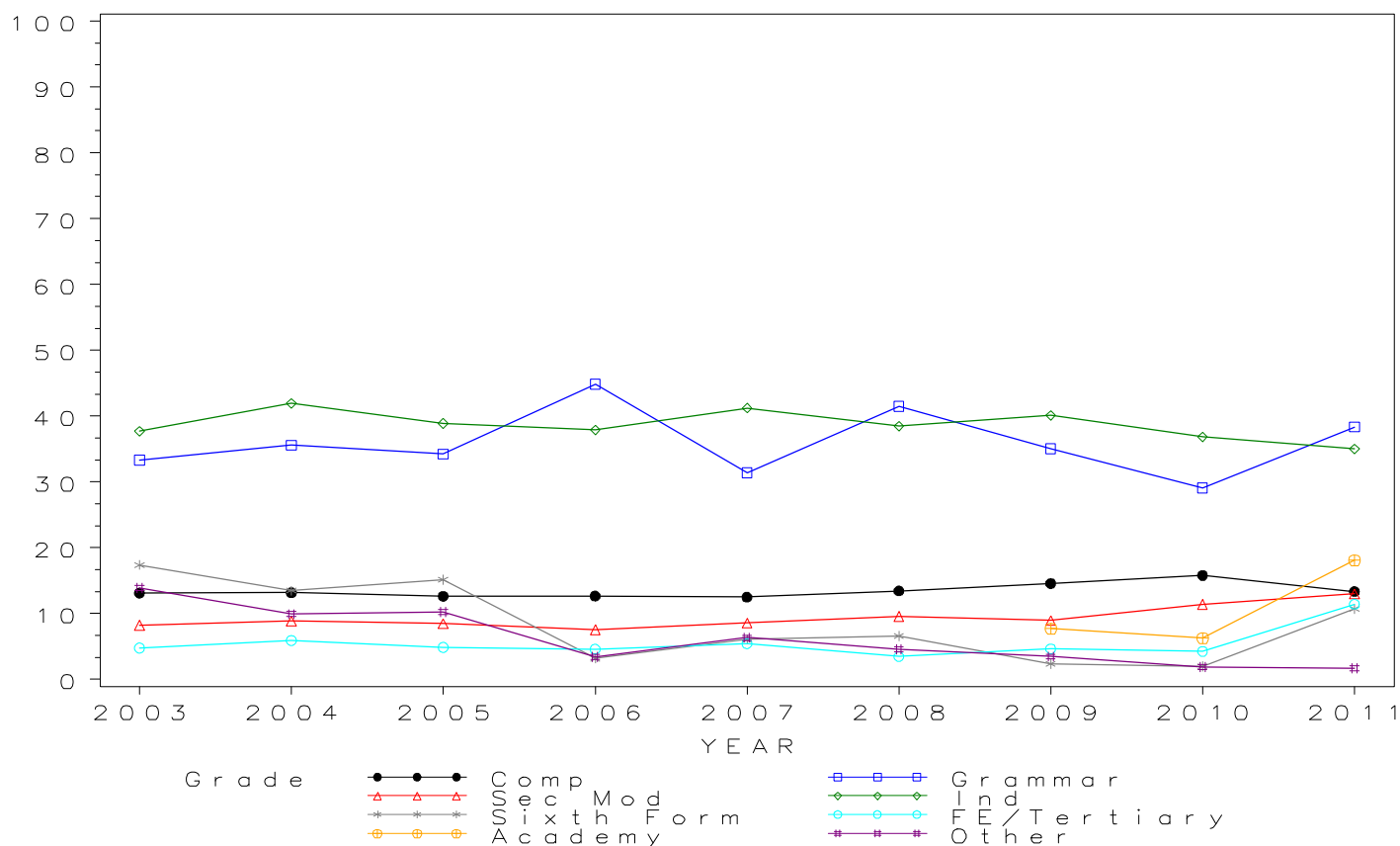
GCSE BUSINESS & COMM. SYS. Grade A by school type 2002- 2011 Cumulative Percentages

School type	2002	2003	2004	2005	2006	2007	2008	2009	2010	2011
Comprehensive	.	13.1	13.2	12.6	12.7	12.5	13.5	14.6	15.8	13.4
Grammar	.	33.3	35.6	34.2	44.9	31.4	41.5	35.0	29.1	38.3
Sec Mod	.	8.2	8.9	8.5	7.6	8.6	9.6	9.0	11.4	13.0
Independent	.	37.7	41.9	38.9	37.9	41.2	38.5	40.1	36.8	35.0
Sixth Form	.	17.4	13.5	15.2	3.2	6.1	6.6	2.4	2.0	10.7
FE/Tertiary	.	4.8	5.9	4.9	4.6	5.5	3.5	4.6	4.3	11.4
Academy	7.7	6.3	18.1
Other	.	13.9	9.9	10.2	3.4	6.3	4.6	3.5	1.9	1.7

Cumulative Numbers

School type	2002	2003	2004	2005	2006	2007	2008	2009	2010	2011
Comprehensive	.	3090	3391	3531	4376	4528	4823	4452	3796	1376
Grammar	.	176	255	213	245	218	239	205	176	268
Sec Mod	.	381	455	404	333	403	433	372	356	246
Independent	.	549	550	516	564	721	588	572	530	363
Sixth Form	.	20	17	15	4	8	7	2	1	3
FE/Tertiary	.	16	19	14	10	12	8	11	7	4
Academy	94	93	779
Other	.	22	29	33	11	20	52	14	7	6

Cumulative % at Grade A by school type



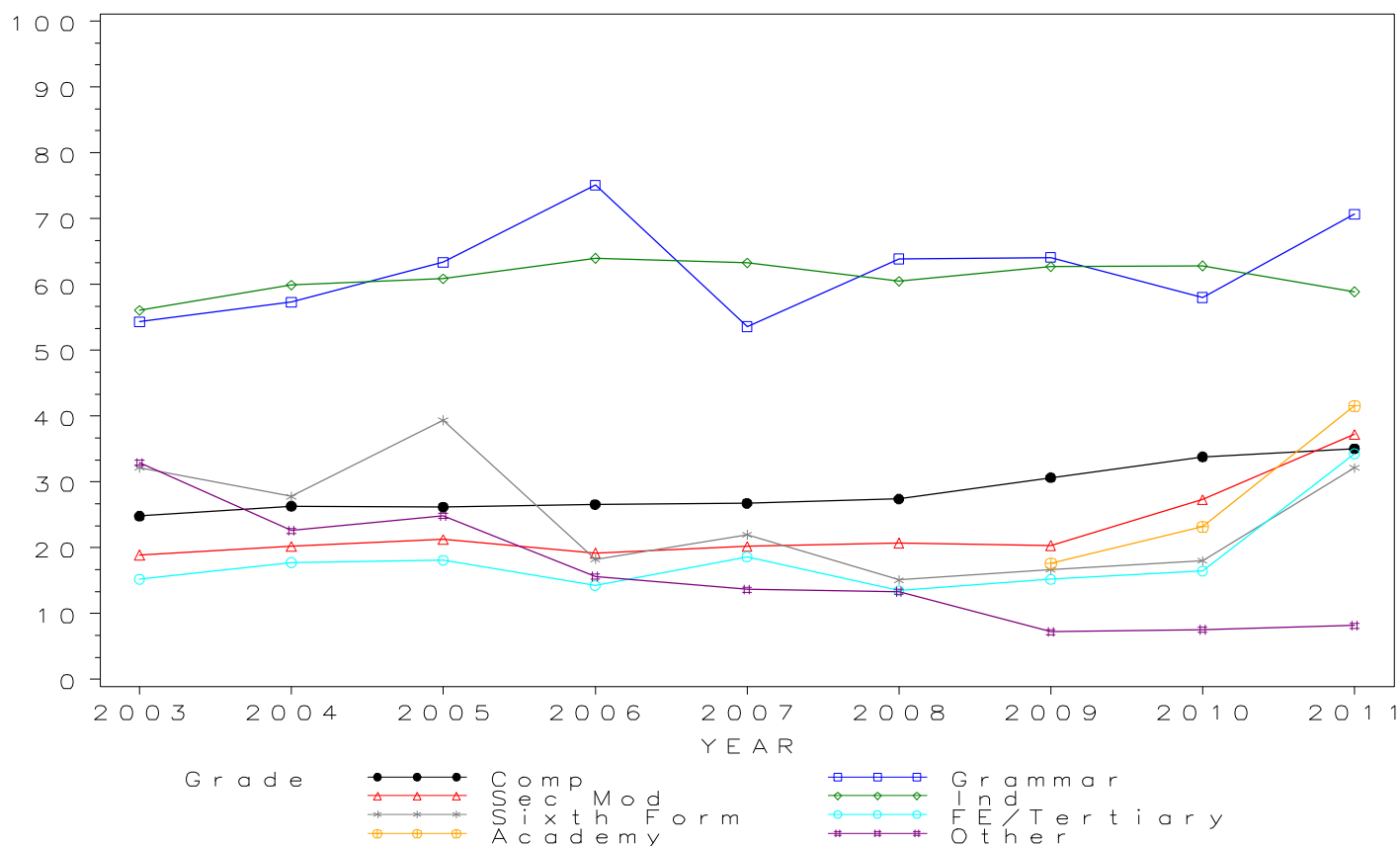
GCSE BUSINESS & COMM. SYS. Grade B by school type 2002- 2011 Cumulative Percentages

School type	2002	2003	2004	2005	2006	2007	2008	2009	2010	2011
Comprehensive	.	24.8	26.3	26.2	26.6	26.8	27.4	30.7	33.8	35.0
Grammar	.	54.4	57.3	63.3	75.1	53.6	63.9	64.1	58.0	70.7
Sec Mod	.	18.9	20.2	21.3	19.2	20.2	20.7	20.4	27.3	37.2
Independent	.	56.1	59.9	60.9	64.0	63.3	60.5	62.7	62.8	58.9
Sixth Form	.	32.2	27.8	39.4	18.3	22.0	15.1	16.7	18.0	32.1
FE/Tertiary	.	15.2	17.8	18.1	14.3	18.6	13.5	15.2	16.5	34.3
Academy	17.7	23.2	41.6
Other	.	32.9	22.6	24.8	15.6	13.7	13.3	7.2	7.6	8.2

Cumulative Numbers

School type	2002	2003	2004	2005	2006	2007	2008	2009	2010	2011
Comprehensive	.	5838	6777	7315	9181	9688	9827	9369	8125	3610
Grammar	.	287	411	394	410	372	368	375	351	494
Sec Mod	.	874	1038	1013	845	950	938	846	853	704
Independent	.	817	786	808	952	1107	924	894	904	610
Sixth Form	.	37	35	39	23	29	16	14	9	9
FE/Tertiary	.	51	57	52	31	41	31	36	27	12
Academy	216	343	1790
Other	.	52	66	80	50	43	151	29	28	29

Cumulative % at Grade B by school type



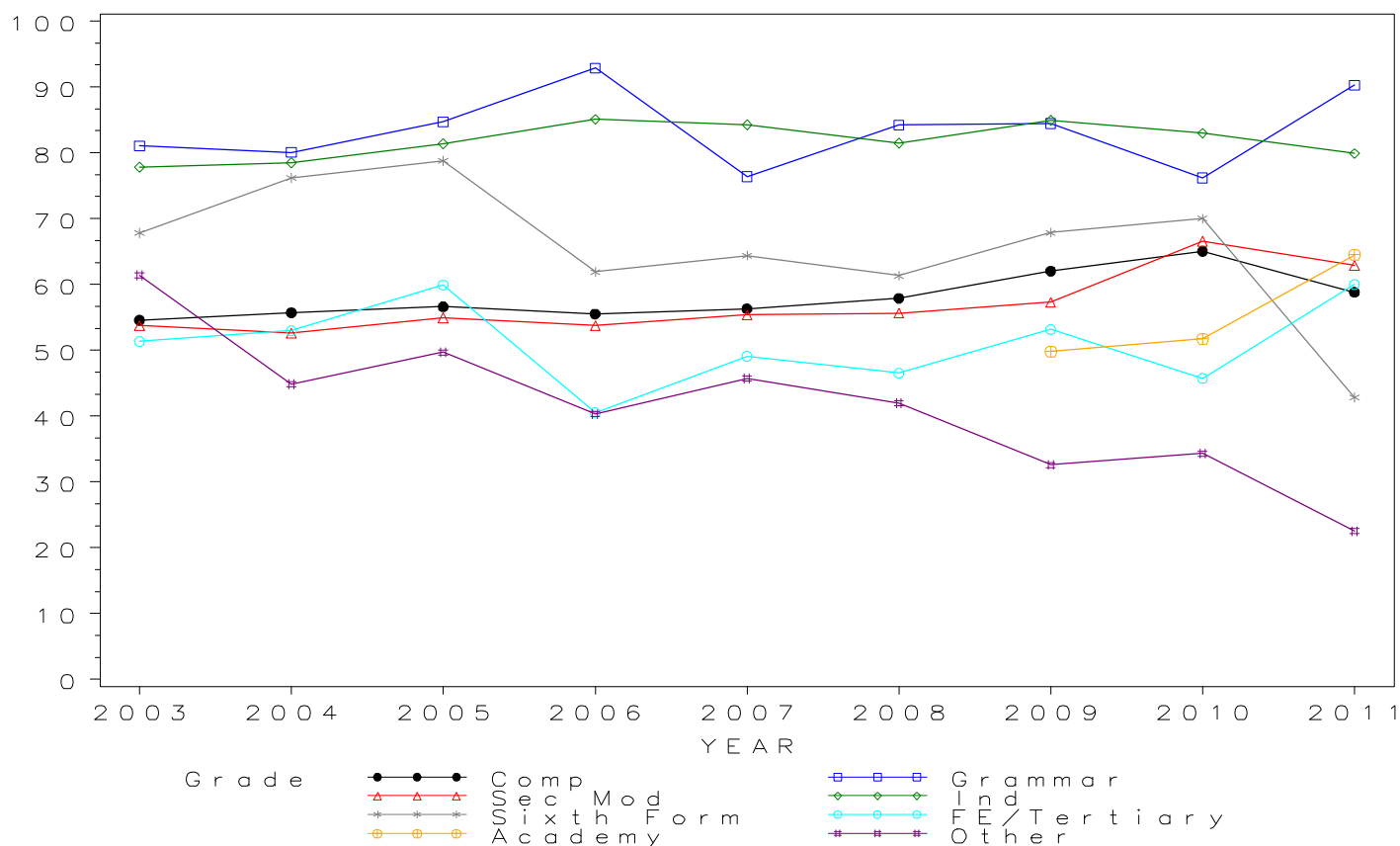
GCSE BUSINESS & COMM. SYS. Grade C by school type 2002- 2011 Cumulative Percentages

School type	2002	2003	2004	2005	2006	2007	2008	2009	2010	2011
Comprehensive	.	54.6	55.7	56.6	55.5	56.3	57.9	62.0	65.0	58.8
Grammar	.	81.1	80.1	84.7	92.9	76.4	84.2	84.4	76.2	90.3
Sec Mod	.	53.8	52.6	54.9	53.8	55.4	55.6	57.3	66.6	62.9
Independent	.	77.8	78.5	81.4	85.1	84.3	81.5	84.9	83.0	79.9
Sixth Form	.	67.8	76.2	78.8	61.9	64.4	61.3	67.9	70.0	42.9
FE/Tertiary	.	51.3	53.0	59.9	40.6	49.1	46.5	53.2	45.7	60.0
Academy	49.8	51.7	64.5
Other	.	61.4	44.9	49.7	40.3	45.7	42.0	32.6	34.3	22.5

Cumulative Numbers

School type	2002	2003	2004	2005	2006	2007	2008	2009	2010	2011
Comprehensive	.	12839	14346	15818	19174	20395	20757	18958	15624	6060
Grammar	.	428	574	527	507	530	485	494	461	631
Sec Mod	.	2487	2699	2616	2366	2604	2518	2381	2078	1190
Independent	.	1134	1030	1080	1266	1474	1245	1211	1194	828
Sixth Form	.	78	96	78	78	85	65	57	35	12
FE/Tertiary	.	172	170	172	88	108	107	126	75	21
Academy	609	764	2775
Other	.	97	131	160	129	144	475	131	127	80

Cumulative % at Grade C by school type

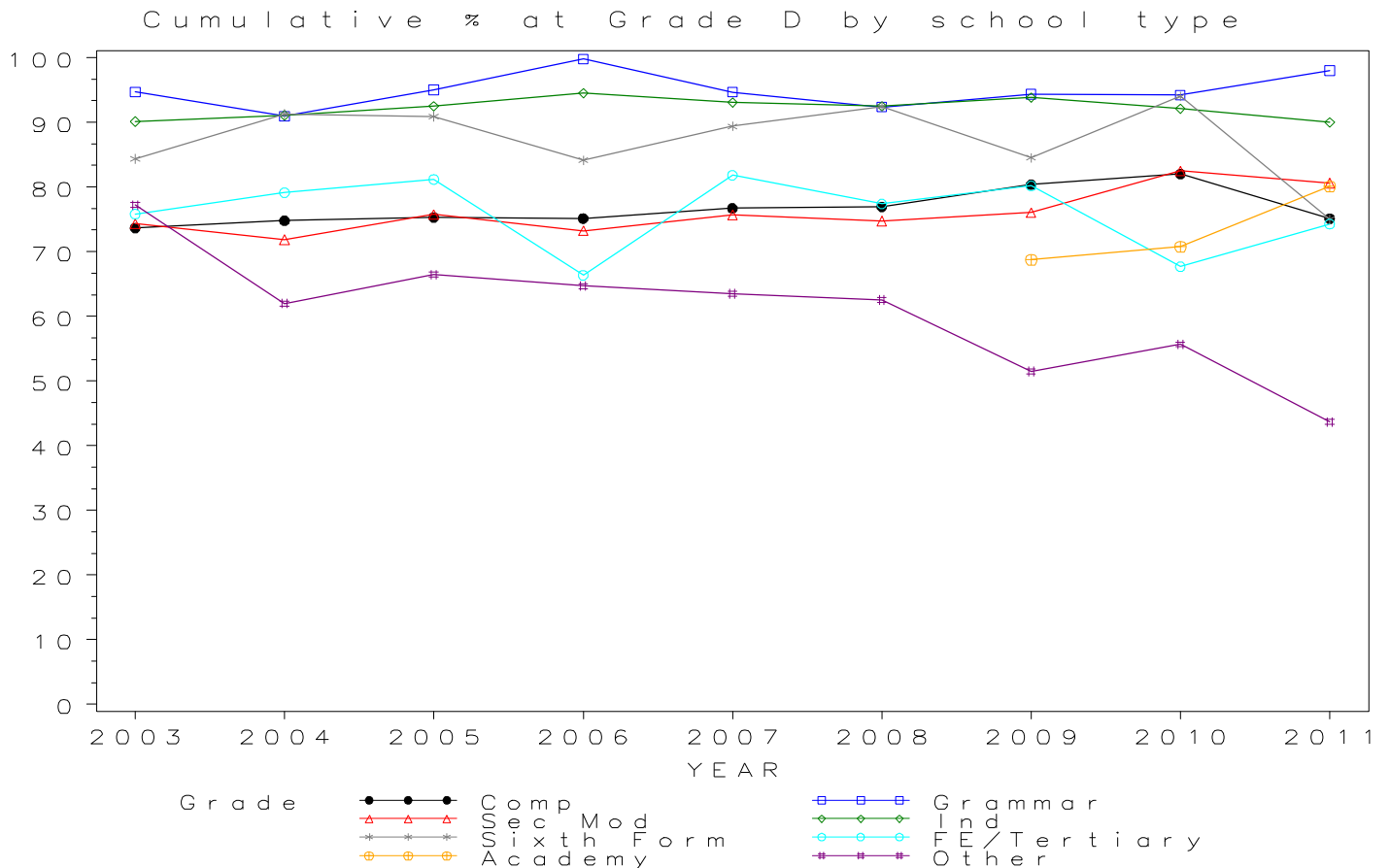


*GCSE BUSINESS & COMM. SYS. Grade D by school type 2002- 2011
Cumulative Percentages*

School type	2002	2003	2004	2005	2006	2007	2008	2009	2010	2011
Comprehensive	.	73.7	74.8	75.3	75.1	76.7	76.9	80.4	82.0	75.1
Grammar	.	94.7	90.9	95.0	99.8	94.7	92.4	94.4	94.2	98.0
Sec Mod	.	74.3	71.9	75.8	73.2	75.7	74.7	76.0	82.5	80.6
Independent	.	90.1	91.1	92.5	94.5	93.1	92.5	93.8	92.1	90.0
Sixth Form	.	84.3	91.3	90.9	84.1	89.4	92.5	84.5	94.0	75.0
FE/Tertiary	.	75.8	79.1	81.2	66.4	81.8	77.4	80.2	67.7	74.3
Academy	68.7	70.8	80.1
Other	.	77.2	62.0	66.5	64.7	63.5	62.5	51.5	55.7	43.7

Cumulative Numbers

School type	2002	2003	2004	2005	2006	2007	2008	2009	2010	2011
Comprehensive	.	17331	19261	21038	25947	27778	27581	24560	19701	7738
Grammar	.	500	652	591	545	657	532	552	570	685
Sec Mod	.	3439	3686	3608	3223	3559	3382	3159	2575	1525
Independent	.	1313	1195	1227	1406	1628	1413	1338	1325	932
Sixth Form	.	97	115	90	106	118	98	71	47	21
FE/Tertiary	.	254	254	233	144	180	178	190	111	26
Academy	840	1046	3447
Other	.	122	181	214	207	200	708	207	206	155

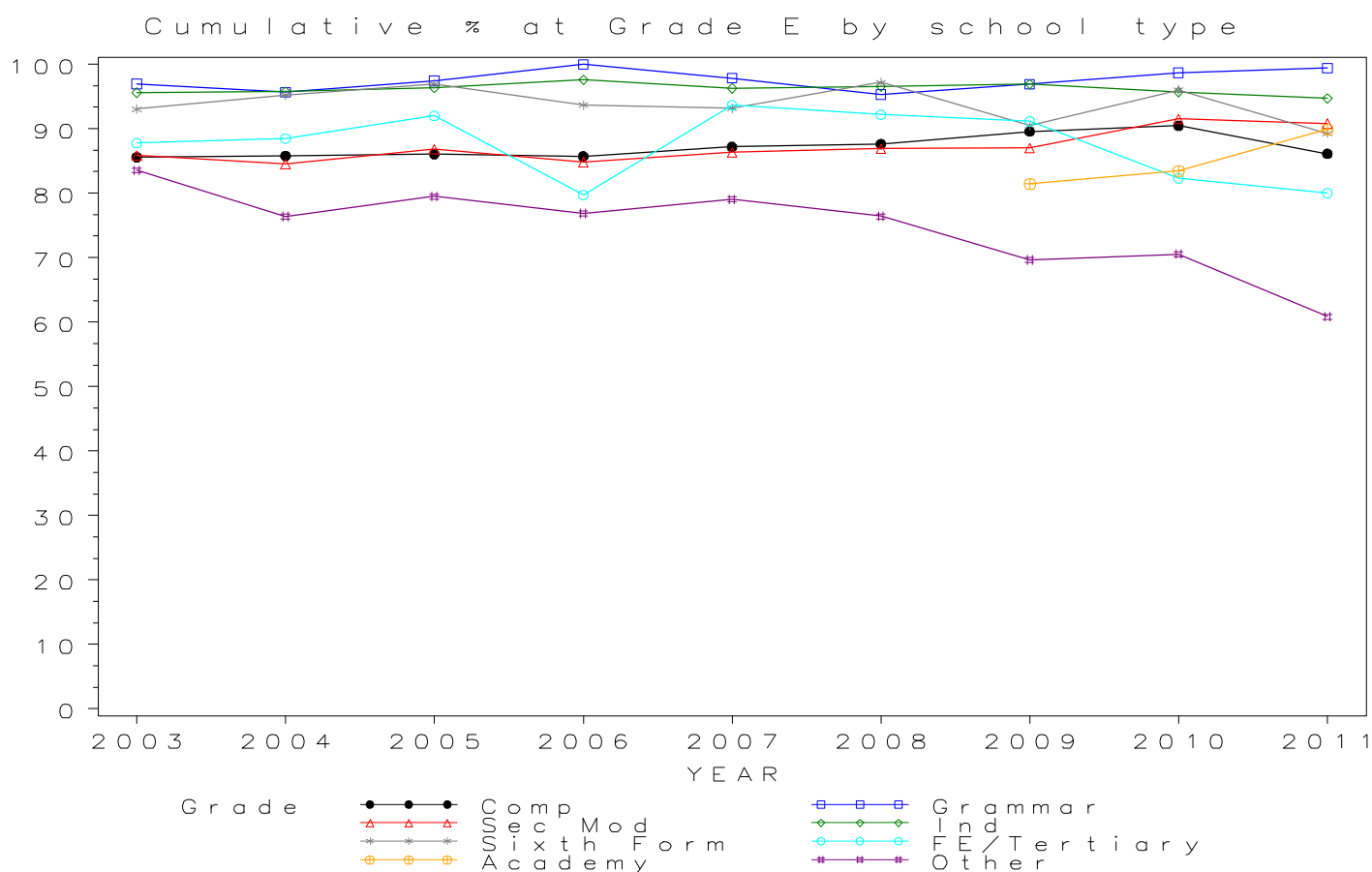


GCSE BUSINESS & COMM. SYS. Grade E by school type 2002- 2011 Cumulative Percentages

School type	2002	2003	2004	2005	2006	2007	2008	2009	2010	2011
Comprehensive	.	85.6	85.8	86.1	85.7	87.2	87.6	89.6	90.5	86.1
Grammar	.	97.0	95.7	97.4	100.0	97.8	95.3	96.9	98.7	99.4
Sec Mod	.	85.8	84.5	86.8	84.8	86.3	86.9	87.0	91.5	90.8
Independent	.	95.6	95.7	96.3	97.6	96.3	96.5	96.9	95.7	94.7
Sixth Form	.	93.0	95.2	97.0	93.7	93.2	97.2	90.5	96.0	89.3
FE/Tertiary	.	87.8	88.5	92.0	79.7	93.6	92.2	91.1	82.3	80.0
Academy	81.4	83.5	89.9
Other	.	83.5	76.4	79.5	76.9	79.0	76.4	69.7	70.5	60.8

Cumulative Numbers

School type	2002	2003	2004	2005	2006	2007	2008	2009	2010	2011
Comprehensive	.	20137	22089	24046	29607	31572	31412	27374	21730	8872
Grammar	.	512	686	606	546	679	549	567	597	695
Sec Mod	.	3971	4335	4133	3734	4057	3932	3615	2857	1718
Independent	.	1393	1256	1278	1452	1684	1475	1382	1377	981
Sixth Form	.	107	120	96	118	123	103	76	48	25
FE/Tertiary	.	294	284	264	173	206	212	216	135	28
Academy	995	1233	3868
Other	.	132	223	256	246	249	865	280	261	216

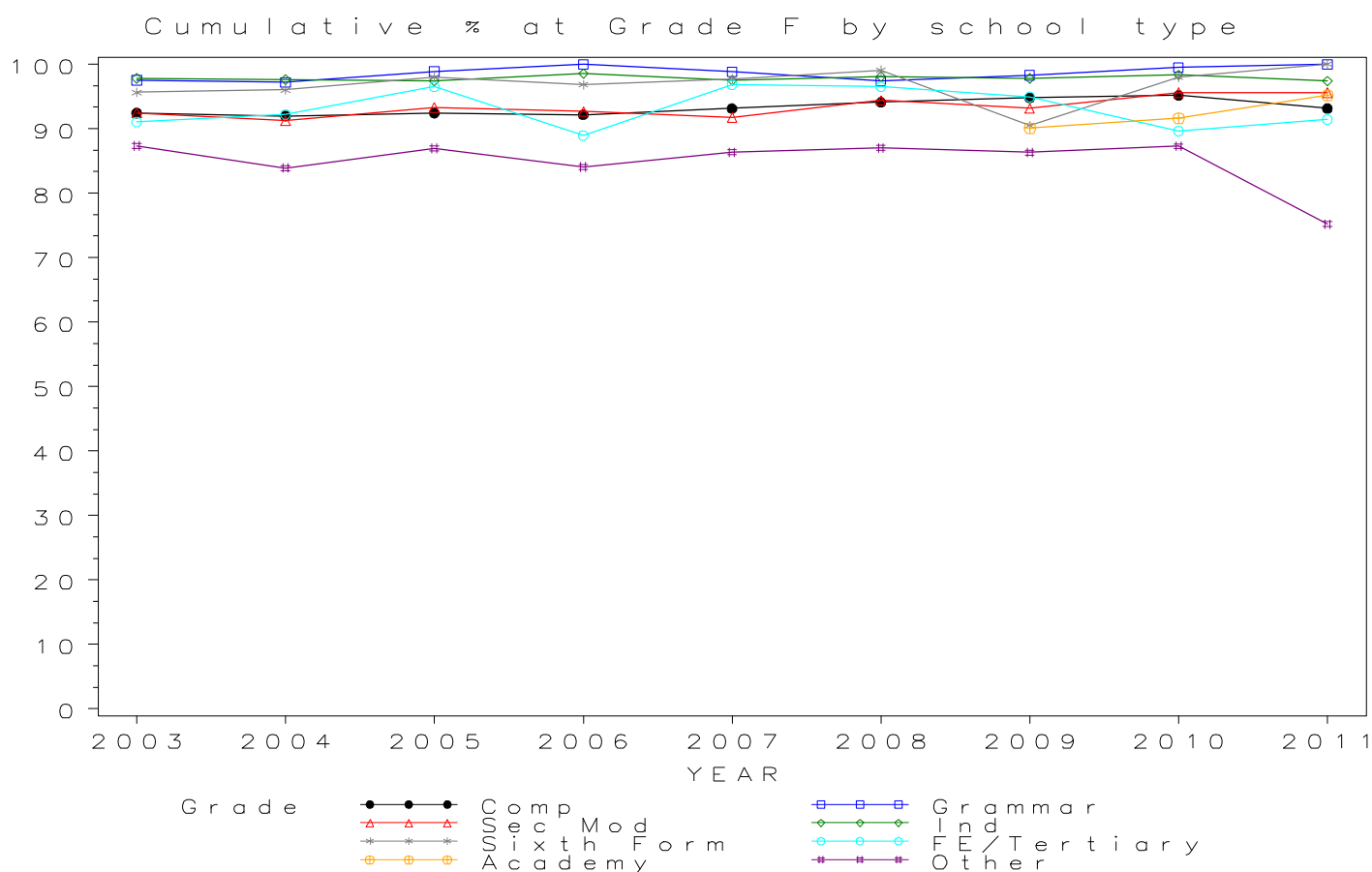


GCSE BUSINESS & COMM. SYS. Grade F by school type 2002- 2011 Cumulative Percentages

School type	2002	2003	2004	2005	2006	2007	2008	2009	2010	2011
Comprehensive	.	92.4	92.0	92.4	92.2	93.1	94.1	94.8	95.2	93.1
Grammar	.	97.5	97.2	98.9	100.0	98.8	97.4	98.3	99.5	100.0
Sec Mod	.	92.5	91.2	93.3	92.7	91.8	94.4	93.2	95.6	95.6
Independent	.	97.8	97.6	97.4	98.5	97.5	98.1	97.8	98.3	97.4
Sixth Form	.	95.7	96.0	98.0	96.8	97.7	99.1	90.5	98.0	100.0
FE/Tertiary	.	91.0	92.2	96.5	88.9	96.8	96.5	94.9	89.6	91.4
Academy	90.1	91.7	95.2
Other	.	87.3	83.9	87.0	84.1	86.3	87.0	86.3	87.3	75.2

Cumulative Numbers

School type	2002	2003	2004	2005	2006	2007	2008	2009	2010	2011
Comprehensive	.	21751	23682	25827	31835	33727	33738	28965	22863	9597
Grammar	.	515	697	615	546	686	561	575	602	699
Sec Mod	.	4277	4681	4442	4078	4313	4273	3871	2984	1809
Independent	.	1425	1281	1292	1466	1705	1499	1395	1415	1009
Sixth Form	.	110	121	97	122	129	105	76	49	28
FE/Tertiary	.	305	296	277	193	213	222	225	147	32
Academy	1101	1354	4096
Other	.	138	245	280	269	272	985	347	323	267

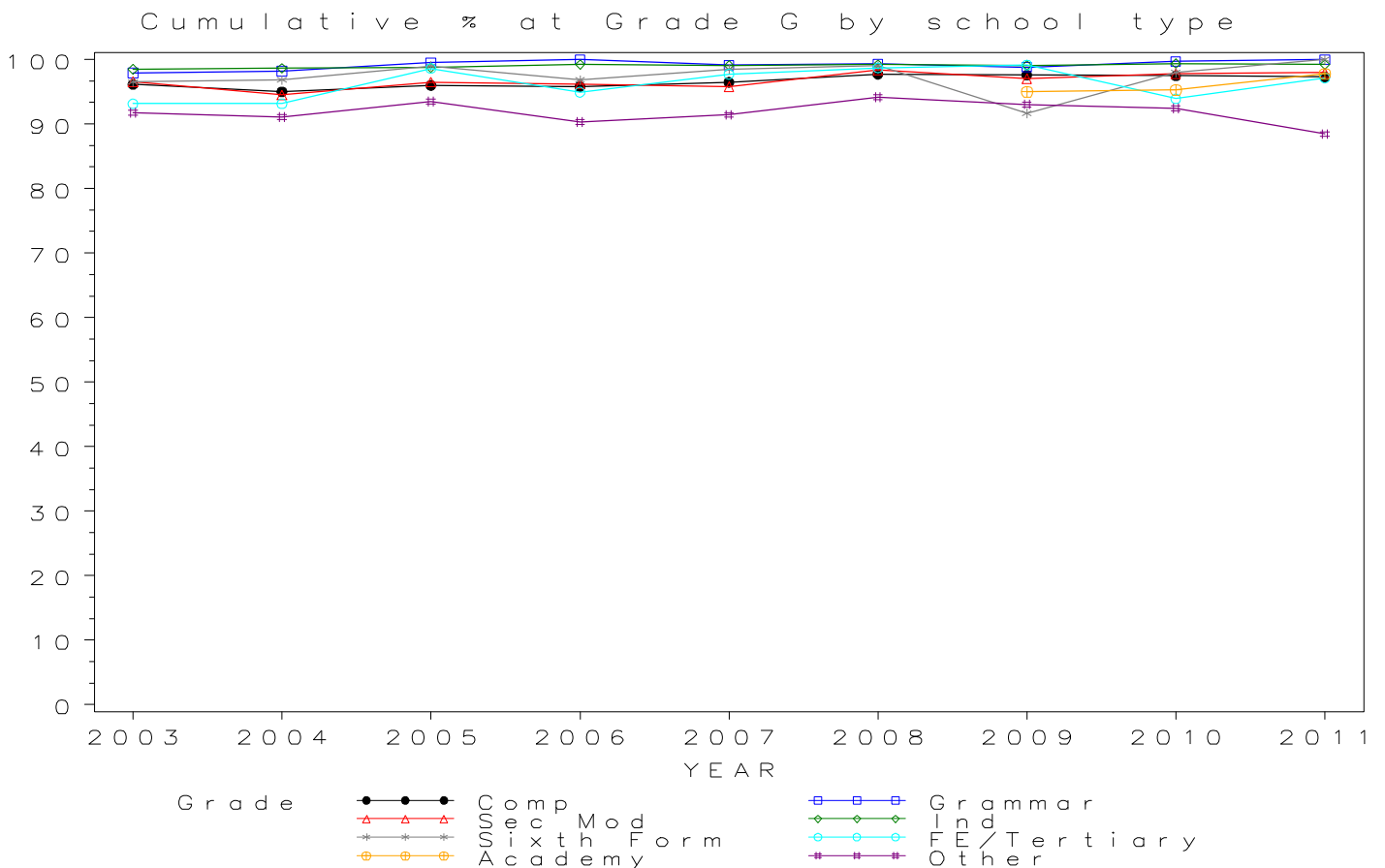


*GCSE BUSINESS & COMM. SYS. Grade G by school type 2002- 2011
Cumulative Percentages*

School type	2002	2003	2004	2005	2006	2007	2008	2009	2010	2011
Comprehensive	.	96.1	95.0	96.0	95.8	96.5	97.7	97.6	97.5	97.3
Grammar	.	97.9	98.2	99.5	100.0	99.1	99.3	98.8	99.7	100.0
Sec Mod	.	96.6	94.5	96.5	96.2	95.8	98.4	97.0	97.8	98.0
Independent	.	98.5	98.6	98.7	99.2	99.1	99.2	99.1	99.4	99.2
Sixth Form	.	96.5	96.8	99.0	96.8	98.5	99.1	91.7	98.0	100.0
FE/Tertiary	.	93.1	93.1	98.6	94.9	97.7	98.7	99.2	93.9	97.1
Academy	95.0	95.3	97.8
Other	.	91.8	91.1	93.5	90.3	91.4	94.2	93.0	92.4	88.5

Cumulative Numbers

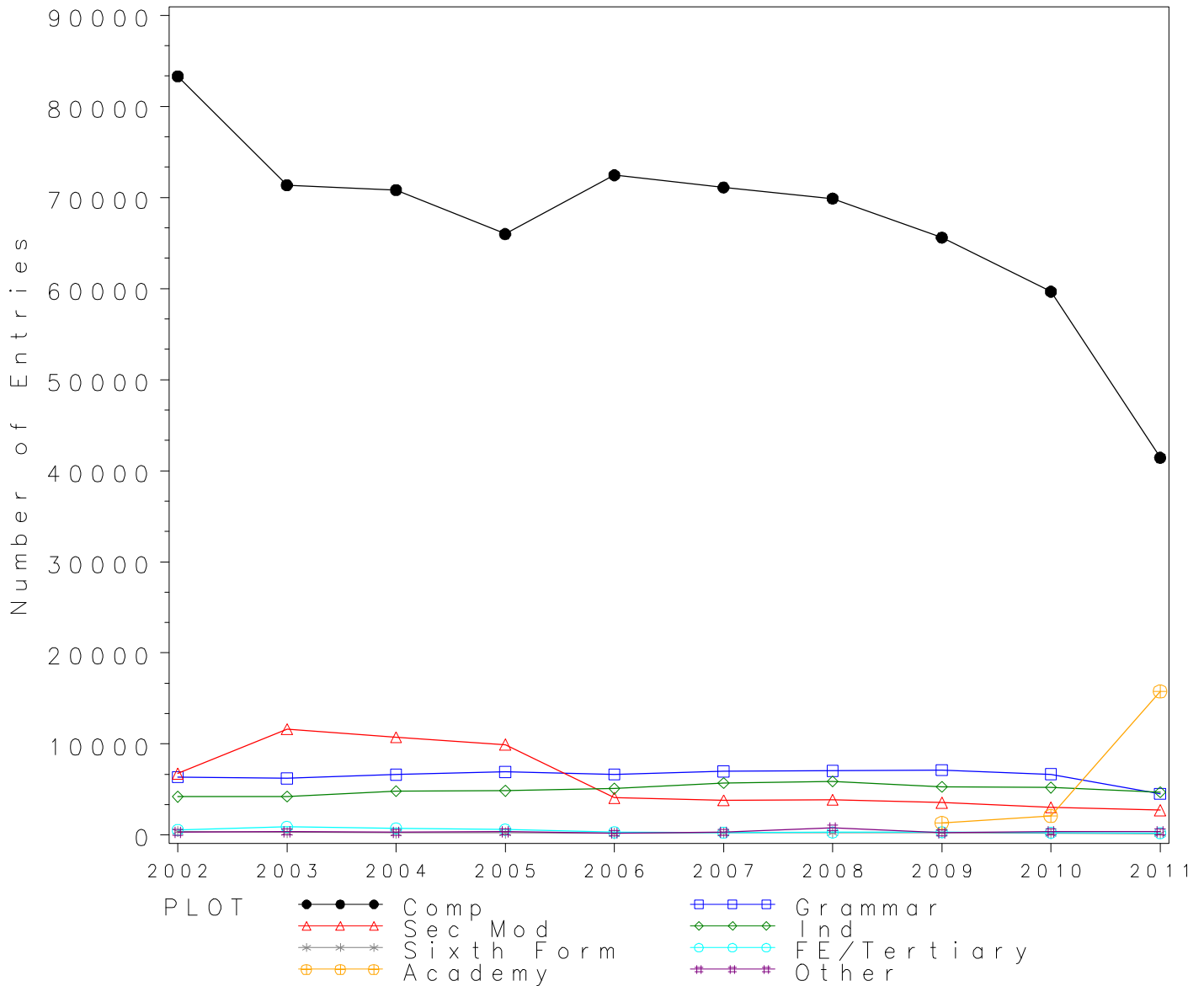
School type	2002	2003	2004	2005	2006	2007	2008	2009	2010	2011
Comprehensive	.	22621	24465	26822	33088	34934	35031	29824	23415	10023
Grammar	.	517	704	619	546	688	572	578	603	699
Sec Mod	.	4467	4848	4594	4234	4502	4451	4032	3053	1854
Independent	.	1435	1294	1310	1476	1733	1516	1413	1430	1028
Sixth Form	.	111	122	98	122	130	105	77	49	28
FE/Tertiary	.	312	299	283	206	215	227	235	154	34
Academy	1161	1408	4208
Other	.	145	266	301	289	288	1066	374	342	314



Numbers of GCSE entries in BUSINESS STUDIES by school type 2002- 2011

School type	2002	2003	2004	2005	2006	2007	2008	2009	2010	2011
Comprehensive	83310	71356	70824	65997	72457	71108	69895	65607	59672	41433
Grammar	6372	6218	6645	6943	6672	7001	7037	7150	6681	4531
Sec Mod	6756	11637	10748	9934	4088	3826	3877	3570	3056	2727
Independent	4207	4244	4834	4863	5093	5721	5903	5301	5226	4706
Sixth Form	388	314	244	241	194	257	252	285	171	160
FE/Tertiary	562	912	730	607	310	285	292	316	262	222
Academy	1308	2122	15777
Other	302	377	318	361	217	301	794	247	368	353

GCSE BUSINESS STUDIES Entries by school type 2002–2011



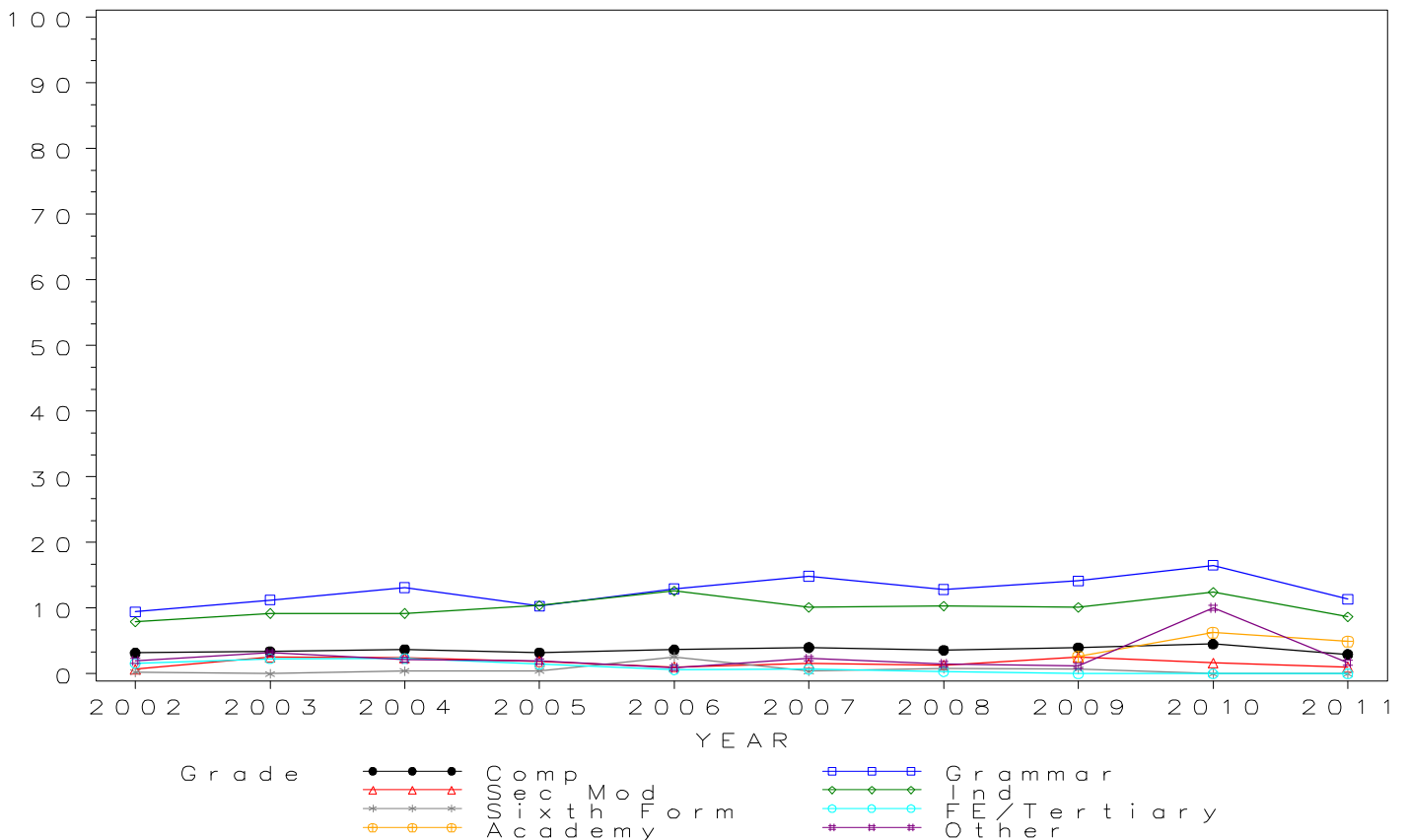
GCSE BUSINESS STUDIES Grade A by school type 2002-2011
Cumulative Percentages*

School type	2002	2003	2004	2005	2006	2007	2008	2009	2010	2011
Comprehensive	3.2	3.4	3.7	3.2	3.7	4.0	3.6	4.0	4.5	3.0
Grammar	9.5	11.2	13.2	10.3	12.9	14.9	12.9	14.2	16.5	11.3
Sec Mod	0.7	2.5	2.4	1.9	1.1	1.6	1.3	2.5	1.6	1.0
Independent	7.9	9.2	9.2	10.4	12.6	10.1	10.3	10.1	12.4	8.7
Sixth Form	0.3	0.0	0.4	0.4	2.6	0.4	0.8	0.7	0.0	0.0
FE/Tertiary	1.6	2.3	2.3	1.5	0.6	0.7	0.3	0.0	0.0	0.0
Academy	2.7	6.3	4.9
Other	2.0	3.2	2.2	1.9	0.9	2.3	1.5	1.2	10.1	1.7

Cumulative Numbers

School type	2002	2003	2004	2005	2006	2007	2008	2009	2010	2011
Comprehensive	2652	2430	2624	2123	2659	2850	2514	2617	2698	1228
Grammar	603	699	874	716	863	1040	905	1012	1104	514
Sec Mod	48	292	261	187	43	60	52	90	50	28
Independent	332	390	445	506	642	578	608	535	648	409
Sixth Form	1	0	1	1	5	1	2	2	0	0
FE/Tertiary	9	21	17	9	2	2	1	0	0	0
Academy	35	134	773
Other	6	12	7	7	2	7	12	3	37	6

Cumulative % at Grade A* by school type



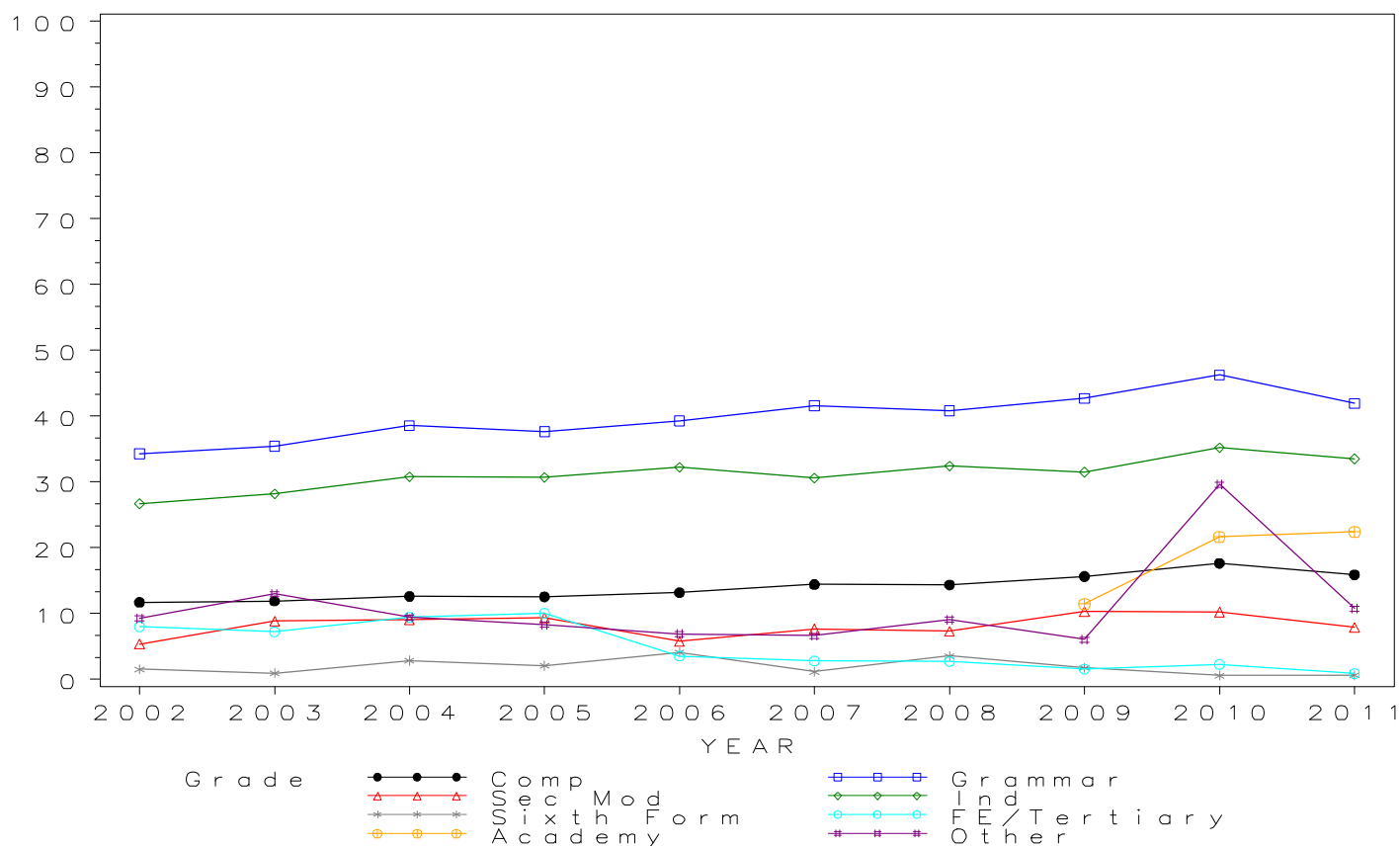
GCSE BUSINESS STUDIES Grade A by school type 2002-2011 Cumulative Percentages

School type	2002	2003	2004	2005	2006	2007	2008	2009	2010	2011
Comprehensive	11.7	11.9	12.6	12.5	13.2	14.4	14.4	15.6	17.6	15.9
Grammar	34.3	35.4	38.6	37.6	39.3	41.6	40.8	42.7	46.3	42.0
Sec Mod	5.4	8.9	9.1	9.4	5.8	7.7	7.4	10.3	10.2	7.9
Independent	26.7	28.2	30.8	30.7	32.2	30.6	32.4	31.5	35.2	33.5
Sixth Form	1.5	1.0	2.9	2.1	4.1	1.2	3.6	1.8	0.6	0.6
FE/Tertiary	8.0	7.2	9.5	10.0	3.5	2.8	2.7	1.6	2.3	0.9
Academy	11.5	21.7	22.4
Other	9.3	13.0	9.4	8.3	6.9	6.6	9.1	6.1	29.6	10.8

Cumulative Numbers

School type	2002	2003	2004	2005	2006	2007	2008	2009	2010	2011
Comprehensive	9761	8498	8935	8282	9558	10261	10044	10264	10527	6588
Grammar	2184	2203	2562	2614	2620	2911	2872	3054	3092	1901
Sec Mod	363	1033	978	933	237	293	285	369	313	216
Independent	1123	1197	1489	1493	1640	1751	1913	1670	1840	1577
Sixth Form	6	3	7	5	8	3	9	5	1	1
FE/Tertiary	45	66	69	61	11	8	8	5	6	2
Academy	150	460	3534
Other	28	49	30	30	15	20	72	15	109	38

Cumulative % at Grade A by school type



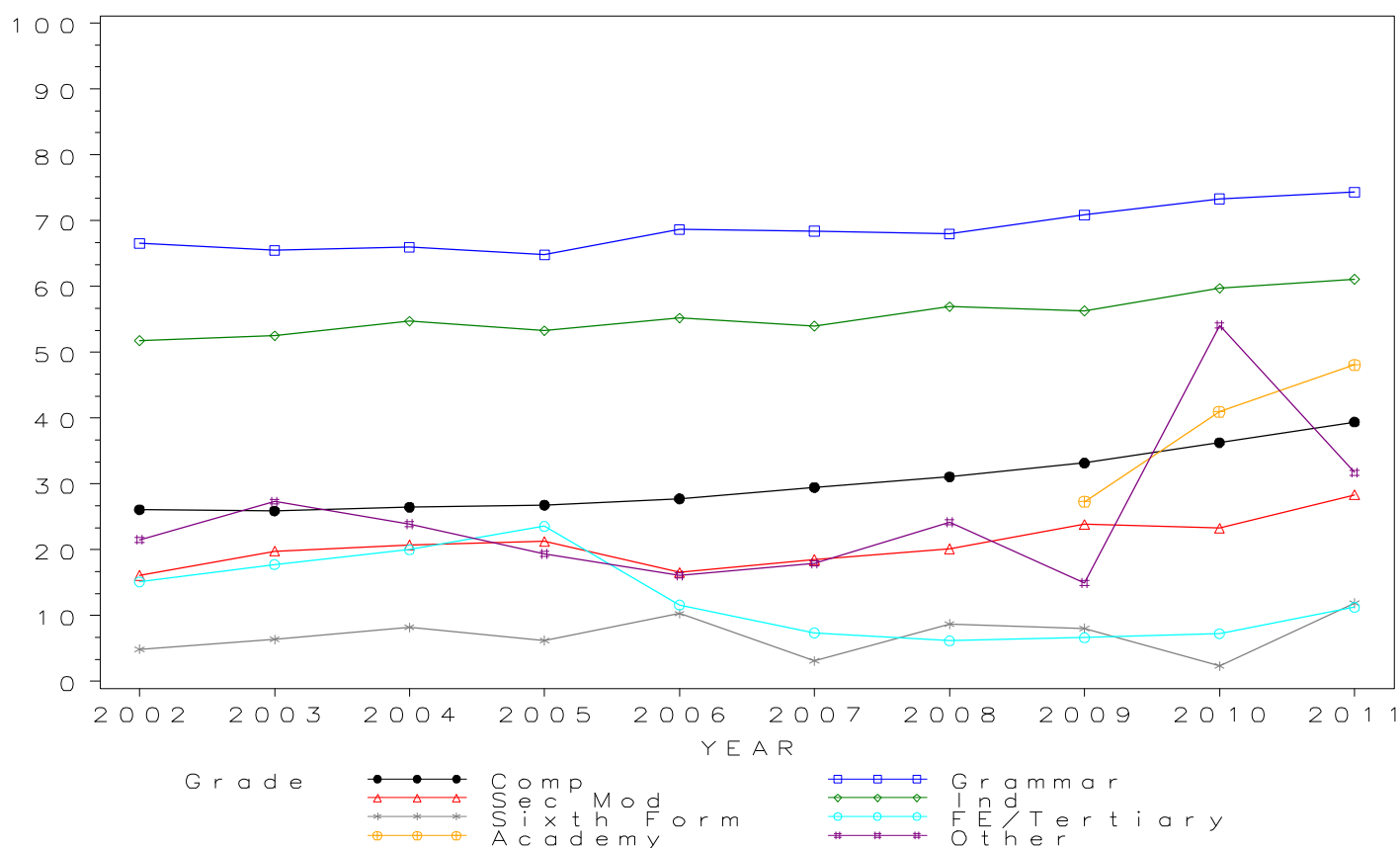
GCSE BUSINESS STUDIES Grade B by school type 2002- 2011 Cumulative Percentages

School type	2002	2003	2004	2005	2006	2007	2008	2009	2010	2011
Comprehensive	26.1	25.9	26.5	26.8	27.8	29.5	31.1	33.2	36.3	39.4
Grammar	66.5	65.5	66.0	64.8	68.6	68.4	68.0	70.9	73.3	74.3
Sec Mod	16.1	19.8	20.7	21.3	16.6	18.5	20.2	23.9	23.3	28.3
Independent	51.8	52.5	54.7	53.3	55.2	54.0	56.9	56.3	59.7	61.1
Sixth Form	4.9	6.4	8.2	6.2	10.3	3.1	8.7	8.1	2.3	11.9
FE/Tertiary	15.1	17.8	20.0	23.6	11.6	7.4	6.2	6.6	7.3	11.3
Academy	27.3	41.0	48.1
Other	21.5	27.3	23.9	19.4	16.1	17.9	24.2	15.0	54.1	31.7

Cumulative Numbers

School type	2002	2003	2004	2005	2006	2007	2008	2009	2010	2011
Comprehensive	21742	18485	18741	17673	20108	20951	21724	21767	21647	16324
Grammar	4238	4072	4384	4500	4579	4790	4785	5067	4898	3368
Sec Mod	1088	2303	2230	2113	677	709	782	852	711	773
Independent	2179	2228	2644	2592	2811	3089	3359	2984	3120	2875
Sixth Form	19	20	20	15	20	8	22	23	4	19
FE/Tertiary	85	162	146	143	36	21	18	21	19	25
Academy	357	870	7589
Other	65	103	76	70	35	54	192	37	199	112

Cumulative % at Grade B by school type



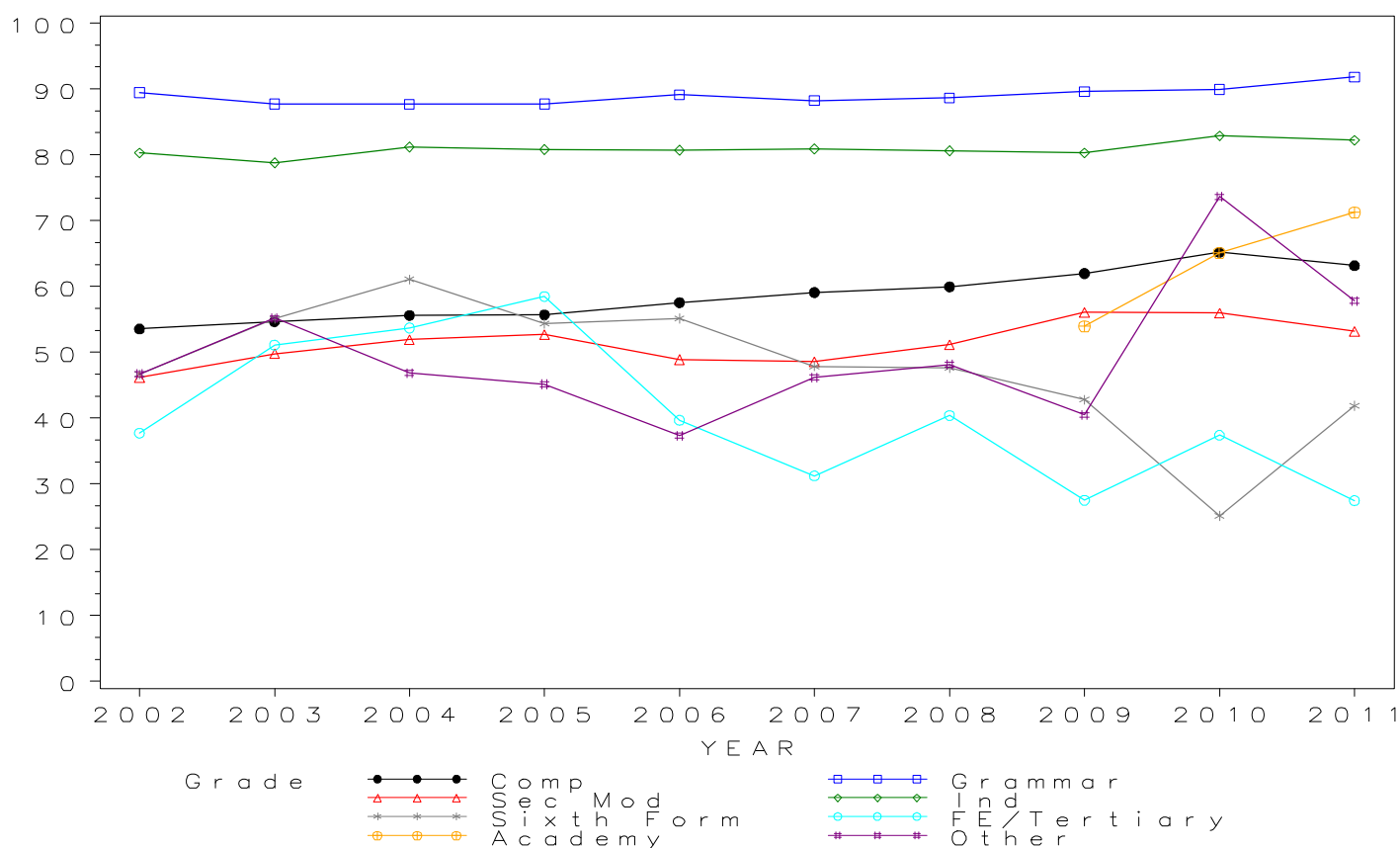
GCSE BUSINESS STUDIES Grade C by school type 2002- 2011 Cumulative Percentages

School type	2002	2003	2004	2005	2006	2007	2008	2009	2010	2011
Comprehensive	53.5	54.6	55.6	55.7	57.5	59.1	59.9	62.0	65.2	63.2
Grammar	89.5	87.7	87.7	87.7	89.1	88.2	88.6	89.6	89.9	91.8
Sec Mod	46.2	49.8	51.9	52.7	48.9	48.6	51.2	56.1	56.0	53.2
Independent	80.3	78.8	81.2	80.8	80.7	80.9	80.6	80.3	82.9	82.2
Sixth Form	46.6	55.1	61.1	54.4	55.2	47.9	47.6	42.8	25.1	41.9
FE/Tertiary	37.7	51.1	53.7	58.5	39.7	31.2	40.4	27.5	37.4	27.5
Academy	54.0	65.1	71.3
Other	46.7	55.2	46.9	45.2	37.3	46.2	48.1	40.5	73.6	57.8

Cumulative Numbers

School type	2002	2003	2004	2005	2006	2007	2008	2009	2010	2011
Comprehensive	44608	38993	39379	36753	41687	42017	41897	40654	38888	26171
Grammar	5701	5455	5825	6092	5945	6177	6238	6407	6009	4161
Sec Mod	3121	5793	5583	5235	1999	1859	1984	2001	1711	1450
Independent	3378	3344	3925	3929	4110	4628	4758	4257	4332	3868
Sixth Form	181	173	149	131	107	123	120	122	43	67
FE/Tertiary	212	466	392	355	123	89	118	87	98	61
Academy	706	1381	11249
Other	141	208	149	163	81	139	382	100	271	204

Cumulative % at Grade C by school type



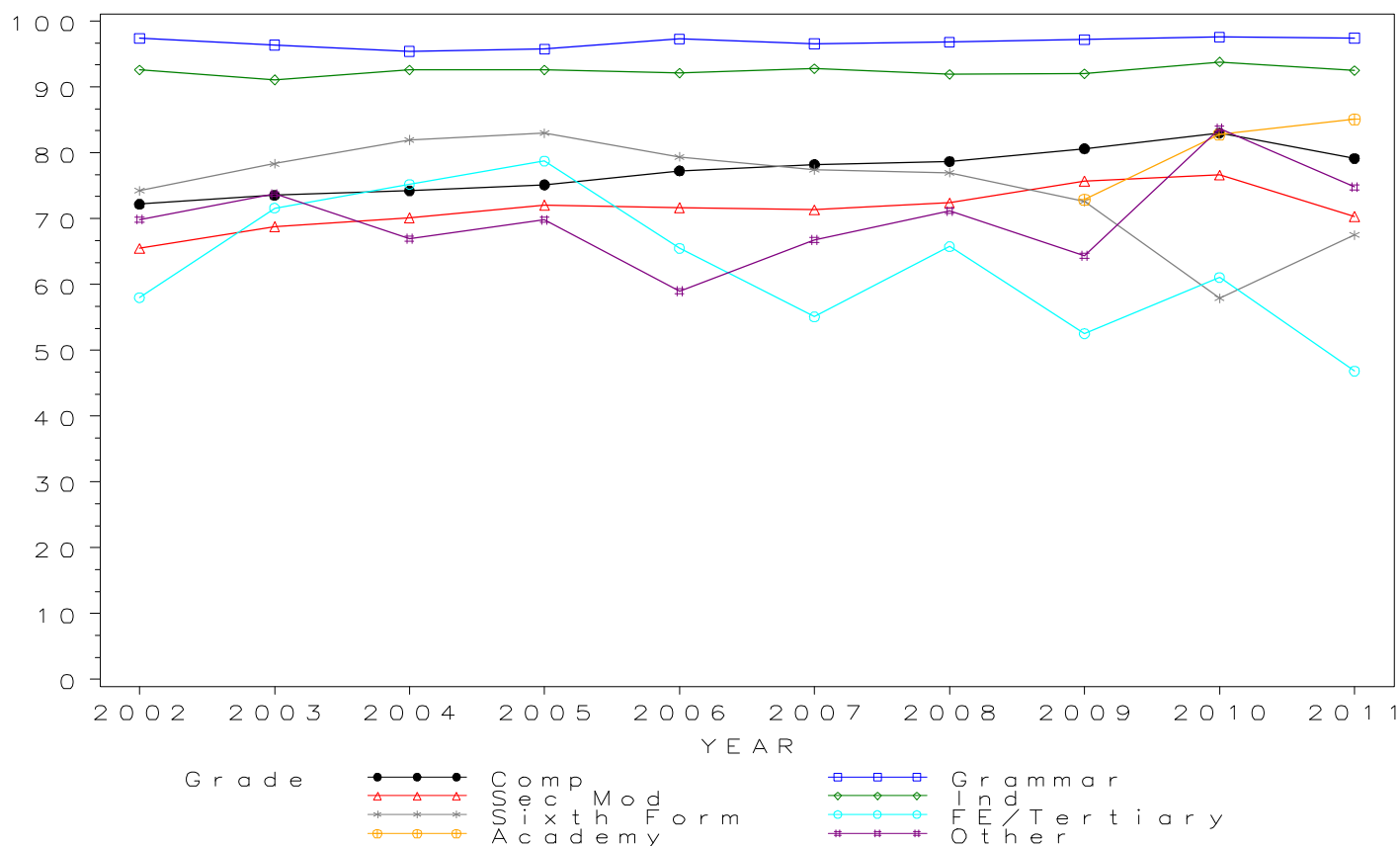
GCSE BUSINESS STUDIES Grade D by school type 2002- 2011 Cumulative Percentages

School type	2002	2003	2004	2005	2006	2007	2008	2009	2010	2011
Comprehensive	72.2	73.5	74.2	75.1	77.3	78.2	78.7	80.6	83.0	79.1
Grammar	97.4	96.4	95.4	95.8	97.3	96.6	96.8	97.2	97.6	97.4
Sec Mod	65.5	68.8	70.1	72.0	71.7	71.3	72.4	75.7	76.6	70.3
Independent	92.6	91.1	92.6	92.6	92.1	92.8	91.9	92.0	93.8	92.5
Sixth Form	74.2	78.3	82.0	83.0	79.4	77.4	77.0	72.6	57.9	67.5
FE/Tertiary	58.0	71.6	75.2	78.7	65.5	55.1	65.8	52.5	61.1	46.8
Academy	72.9	82.8	85.1
Other	69.9	73.7	67.0	69.8	59.0	66.8	71.2	64.4	83.7	74.8

Cumulative Numbers

School type	2002	2003	2004	2005	2006	2007	2008	2009	2010	2011
Comprehensive	60145	52476	52571	49589	55983	55613	54995	52894	49531	32788
Grammar	6205	5993	6340	6648	6490	6761	6812	6950	6519	4414
Sec Mod	4425	8006	7537	7157	2930	2729	2806	2703	2342	1918
Independent	3896	3866	4476	4503	4691	5309	5425	4877	4902	4353
Sixth Form	288	246	200	200	154	199	194	207	99	108
FE/Tertiary	326	653	549	478	203	157	192	166	160	104
Academy	954	1757	13426
Other	211	278	213	252	128	201	565	159	308	264

Cumulative % at Grade D by school type

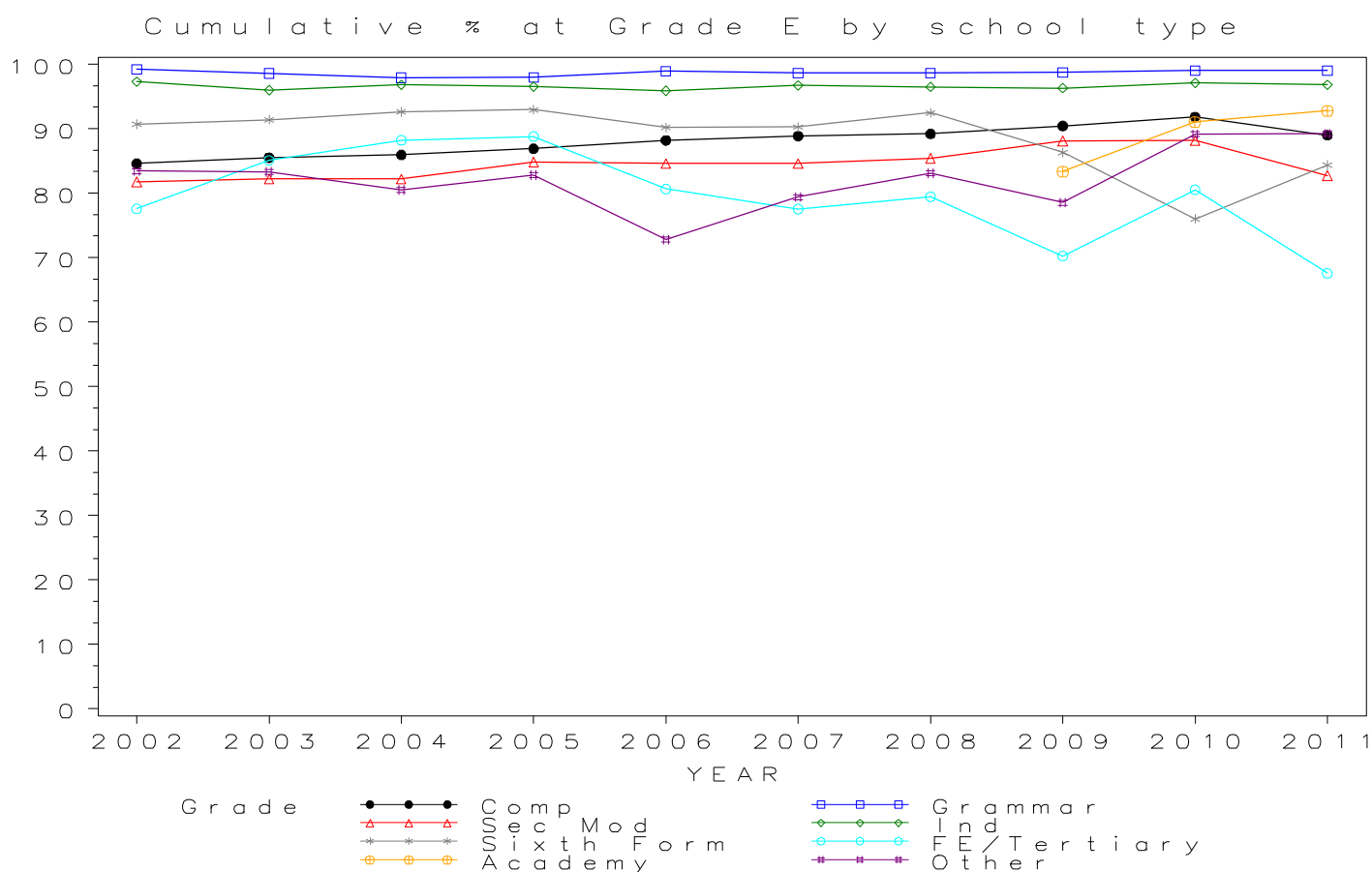


GCSE BUSINESS STUDIES Grade E by school type 2002- 2011 Cumulative Percentages

School type	2002	2003	2004	2005	2006	2007	2008	2009	2010	2011
Comprehensive	84.6	85.5	85.9	86.9	88.2	88.9	89.2	90.4	91.8	89.0
Grammar	99.2	98.6	97.9	98.0	98.9	98.6	98.7	98.7	99.0	99.1
Sec Mod	81.8	82.2	82.2	84.8	84.6	84.6	85.4	88.1	88.2	82.7
Independent	97.3	96.0	96.8	96.5	95.9	96.7	96.5	96.3	97.1	96.8
Sixth Form	90.7	91.4	92.6	92.9	90.2	90.3	92.5	86.3	76.0	84.4
FE/Tertiary	77.6	85.1	88.2	88.8	80.6	77.5	79.5	70.3	80.5	67.6
Academy	83.3	91.1	92.8
Other	83.4	83.3	80.5	82.8	72.8	79.4	83.1	78.5	89.1	89.2

Cumulative Numbers

School type	2002	2003	2004	2005	2006	2007	2008	2009	2010	2011
Comprehensive	70476	61013	60870	57356	63900	63185	62350	59330	54791	36875
Grammar	6323	6131	6507	6803	6601	6905	6943	7060	6617	4488
Sec Mod	5524	9569	8836	8428	3459	3238	3312	3145	2694	2256
Independent	4093	4074	4679	4693	4884	5532	5696	5105	5074	4555
Sixth Form	352	287	226	224	175	232	233	246	130	135
FE/Tertiary	436	776	644	539	250	221	232	222	211	150
Academy	1090	1933	14641
Other	252	314	256	299	158	239	660	194	328	315

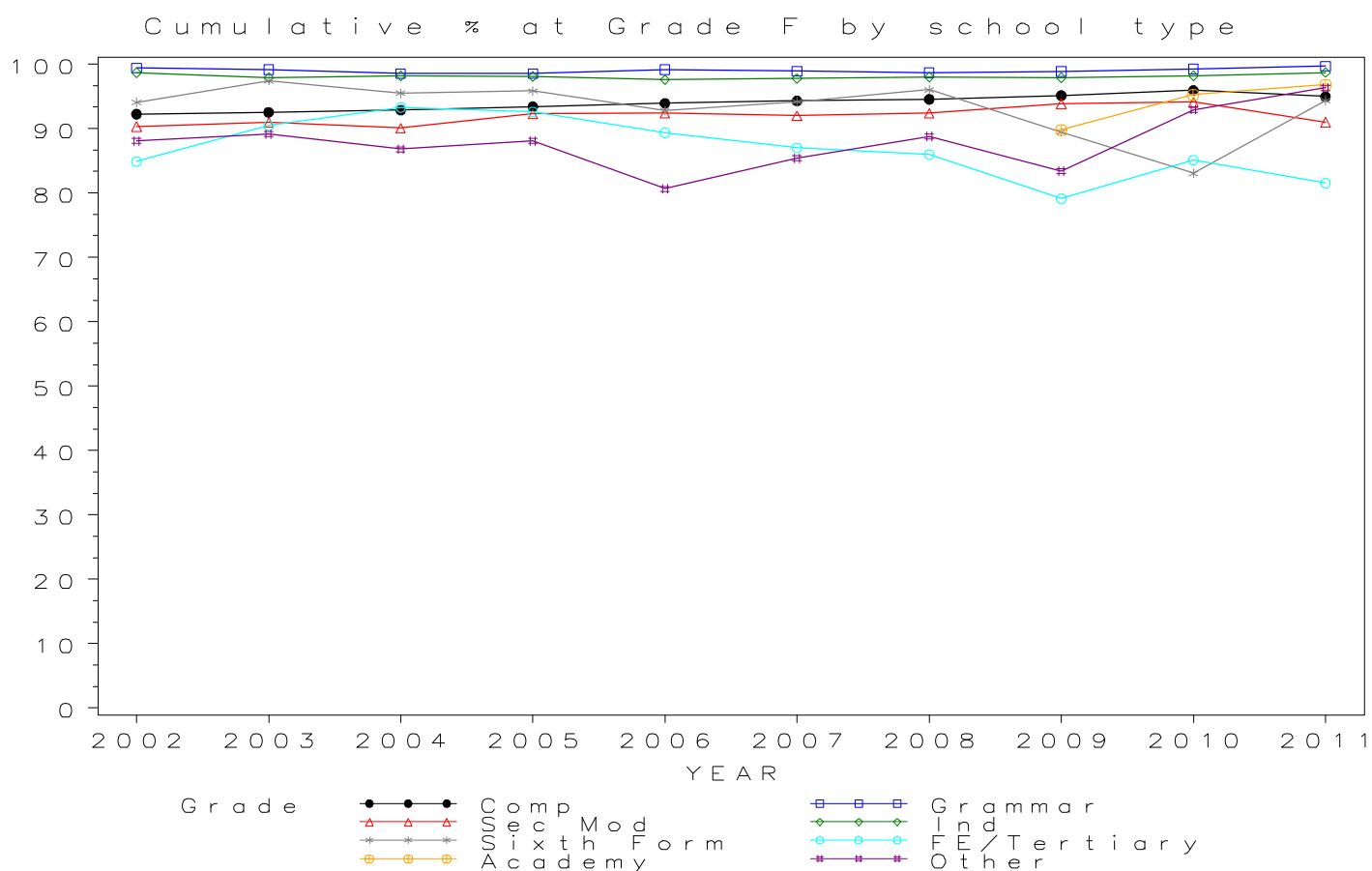


GCSE BUSINESS STUDIES Grade F by school type 2002- 2011 Cumulative Percentages

School type	2002	2003	2004	2005	2006	2007	2008	2009	2010	2011
Comprehensive	92.2	92.5	92.9	93.4	93.9	94.3	94.6	95.1	95.9	95.0
Grammar	99.4	99.2	98.6	98.5	99.2	98.9	98.7	98.9	99.3	99.7
Sec Mod	90.3	91.0	90.1	92.3	92.4	92.0	92.4	93.9	94.1	91.0
Independent	98.7	97.9	98.2	98.1	97.6	97.8	98.0	97.9	98.2	98.7
Sixth Form	94.1	97.5	95.5	95.9	92.8	94.2	96.0	89.5	83.0	94.4
FE/Tertiary	84.9	90.5	93.3	92.6	89.4	87.0	86.0	79.1	85.1	81.5
Academy	89.8	95.3	96.8
Other	88.1	89.1	86.8	88.1	80.6	85.4	88.8	83.4	92.9	96.3

Cumulative Numbers

School type	2002	2003	2004	2005	2006	2007	2008	2009	2010	2011
Comprehensive	76852	66023	65771	61637	68058	67053	66086	62421	57254	39350
Grammar	6334	6166	6550	6841	6617	6924	6945	7070	6631	4518
Sec Mod	6103	10588	9684	9167	3776	3521	3582	3351	2876	2481
Independent	4152	4155	4747	4771	4971	5595	5785	5190	5132	4645
Sixth Form	365	306	233	231	180	242	242	255	142	151
FE/Tertiary	477	825	681	562	277	248	251	250	223	181
Academy	1175	2022	15272
Other	266	336	276	318	175	257	705	206	342	340

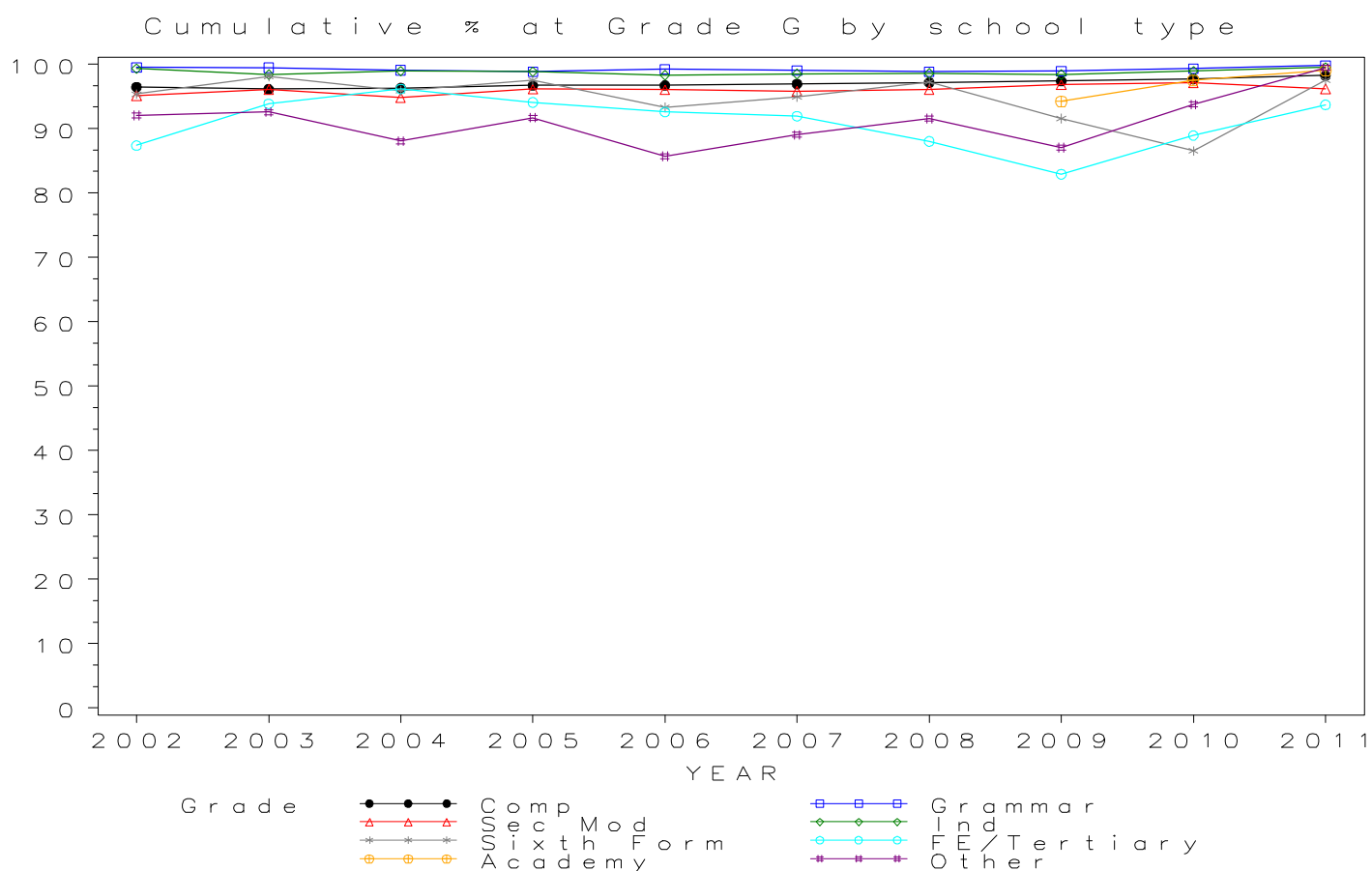


GCSE BUSINESS STUDIES Grade G by school type 2002- 2011 Cumulative Percentages

School type	2002	2003	2004	2005	2006	2007	2008	2009	2010	2011
Comprehensive	96.4	96.1	96.3	96.7	96.7	96.9	97.2	97.4	97.7	98.2
Grammar	99.5	99.5	99.1	98.8	99.2	99.0	98.8	98.9	99.3	99.8
Sec Mod	95.1	96.1	94.8	96.1	96.0	95.8	96.1	96.8	97.1	96.2
Independent	99.3	98.4	98.9	98.8	98.3	98.5	98.6	98.4	98.9	99.5
Sixth Form	95.4	98.1	95.9	97.5	93.3	94.9	97.2	91.6	86.5	97.5
FE/Tertiary	87.4	93.9	96.2	94.1	92.6	91.9	88.0	82.9	88.9	93.7
Academy	94.3	97.5	99.0
Other	92.1	92.6	88.1	91.7	85.7	89.0	91.6	87.0	93.8	99.4

Cumulative Numbers

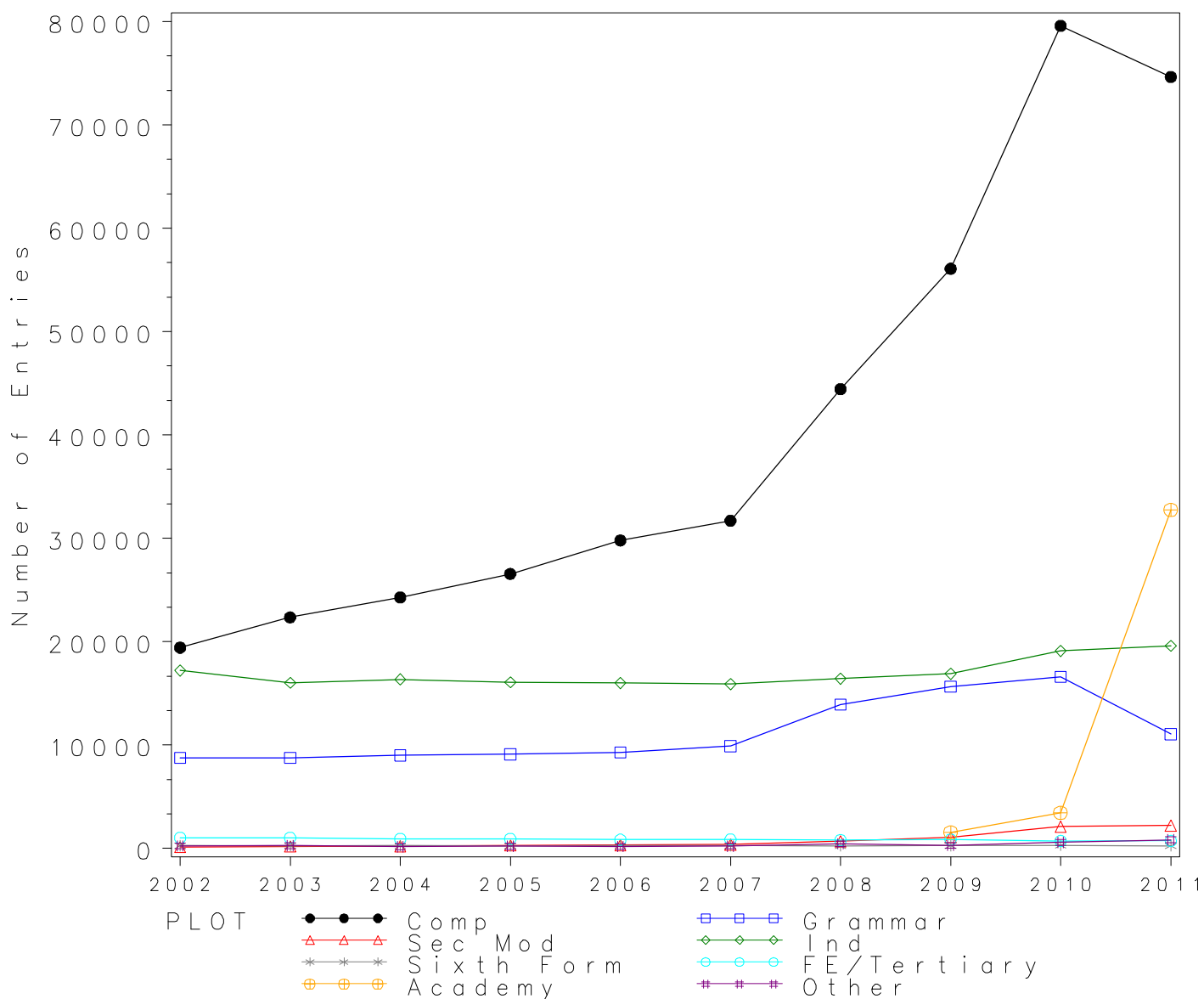
School type	2002	2003	2004	2005	2006	2007	2008	2009	2010	2011
Comprehensive	80338	68588	68186	63818	70072	68921	67906	63886	58304	40702
Grammar	6340	6184	6583	6860	6619	6933	6955	7074	6635	4521
Sec Mod	6426	11180	10193	9548	3926	3665	3725	3456	2967	2623
Independent	4178	4176	4781	4805	5006	5635	5820	5216	5169	4682
Sixth Form	370	308	234	235	181	244	245	261	148	156
FE/Tertiary	491	856	702	571	287	262	257	262	233	208
Academy	1233	2069	15619
Other	278	349	280	331	186	268	727	215	345	351



Numbers of GCSE entries in CHEMISTRY by school type 2002- 2011

School type	2002	2003	2004	2005	2006	2007	2008	2009	2010	2011
Comprehensive	19425	22359	24286	26563	29801	31705	44432	56090	79584	74646
Grammar	8768	8773	9015	9112	9300	9888	13924	15651	16612	11066
Sec Mod	139	189	231	292	318	379	678	1091	2104	2231
Independent	17212	16033	16354	16071	15994	15895	16415	16887	19096	19615
Sixth Form	282	236	259	252	288	261	235	274	294	245
FE/Tertiary	1027	1025	919	929	849	865	802	855	728	732
Academy	1563	3456	32750
Other	254	261	170	208	201	233	455	306	581	835

GCSE CHEMISTRY Entries by school type 2002–2011



GCSE CHEMISTRY Grade A* by school type 2002- 2011

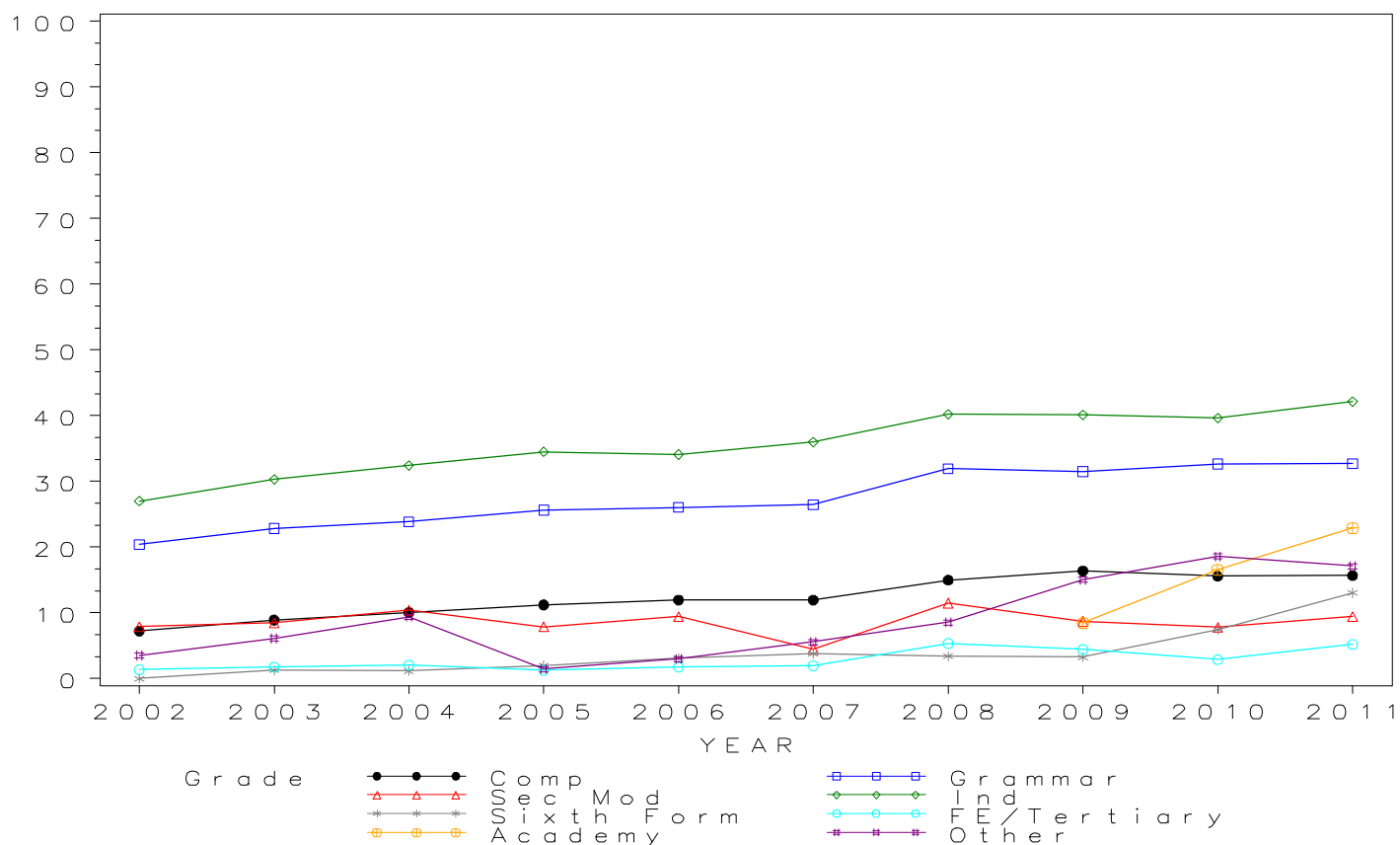
Cumulative Percentages

School type	2002	2003	2004	2005	2006	2007	2008	2009	2010	2011
Comprehensive	7.2	8.9	10.1	11.2	12.0	11.9	15.0	16.4	15.6	15.7
Grammar	20.4	22.9	23.8	25.6	26.0	26.4	32.0	31.5	32.7	32.7
Sec Mod	7.9	8.5	10.4	7.9	9.4	4.5	11.5	8.7	7.8	9.5
Independent	27.0	30.3	32.4	34.5	34.1	36.0	40.2	40.1	39.6	42.1
Sixth Form	0.0	1.3	1.2	2.0	3.1	3.8	3.4	3.3	7.5	13.1
FE/Tertiary	1.4	1.8	2.1	1.3	1.8	2.0	5.4	4.4	2.9	5.2
Academy	8.5	16.6	22.9
Other	3.5	6.1	9.4	1.4	3.0	5.6	8.6	15.0	18.6	17.1

Cumulative Numbers

School type	2002	2003	2004	2005	2006	2007	2008	2009	2010	2011
Comprehensive	1405	1993	2441	2979	3564	3787	6658	9188	12398	11708
Grammar	1790	2005	2150	2336	2422	2614	4449	4929	5426	3617
Sec Mod	11	16	24	23	30	17	78	95	164	211
Independent	4647	4858	5299	5544	5454	5722	6599	6772	7562	8258
Sixth Form	0	3	3	5	9	10	8	9	22	32
FE/Tertiary	14	18	19	12	15	17	43	38	21	38
Academy	133	574	7500
Other	9	16	16	3	6	13	39	46	108	143

Cumulative % at Grade A* by school type



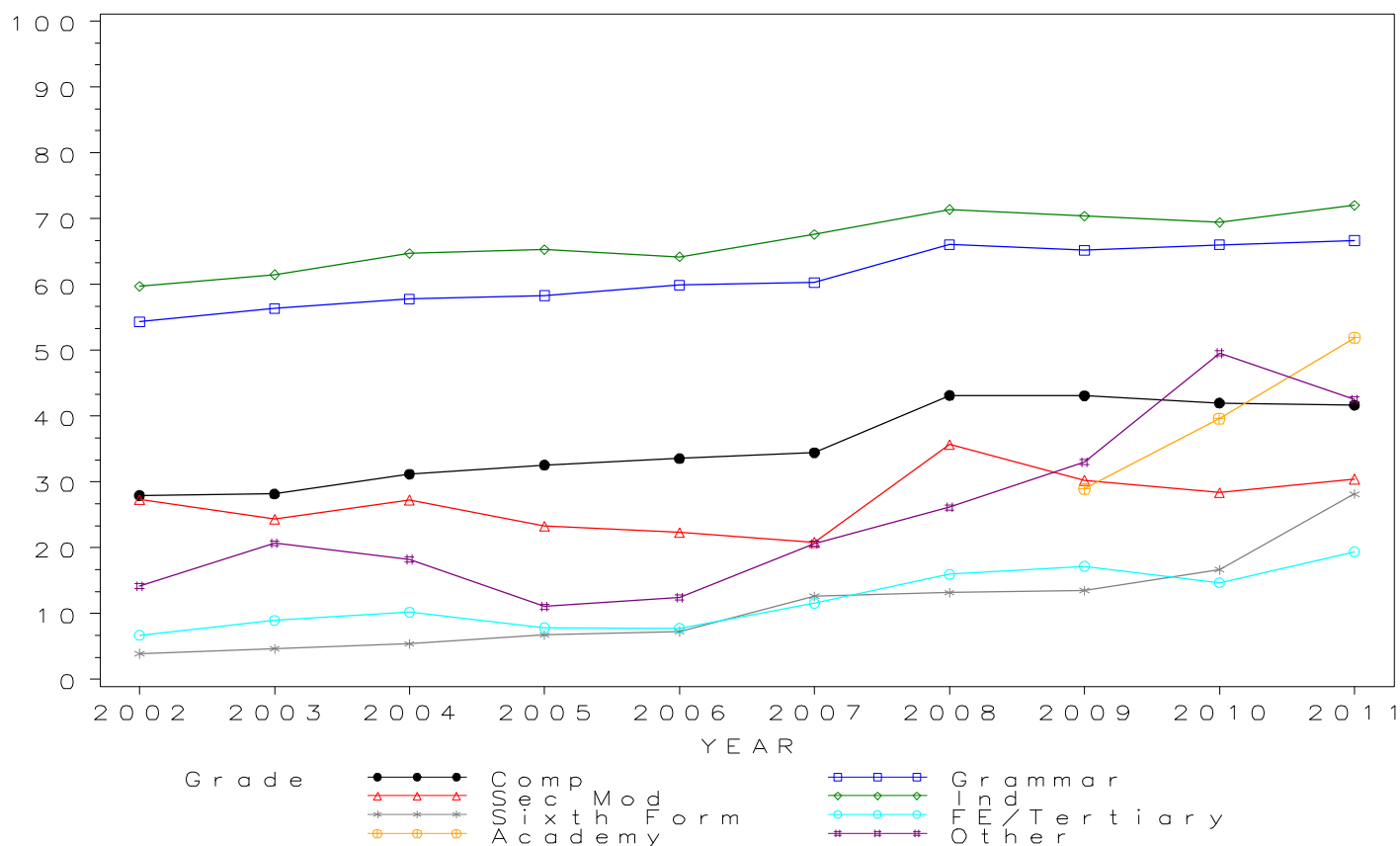
GCSE CHEMISTRY Grade A by school type 2002-2011 Cumulative Percentages

School type	2002	2003	2004	2005	2006	2007	2008	2009	2010	2011
Comprehensive	27.9	28.2	31.2	32.6	33.6	34.4	43.1	43.1	42.0	41.7
Grammar	54.3	56.4	57.8	58.3	59.9	60.3	66.0	65.2	66.0	66.7
Sec Mod	27.3	24.3	27.3	23.3	22.3	20.8	35.7	30.2	28.4	30.4
Independent	59.7	61.5	64.7	65.3	64.2	67.6	71.4	70.4	69.4	72.0
Sixth Form	3.9	4.7	5.4	6.7	7.3	12.6	13.2	13.5	16.7	28.2
FE/Tertiary	6.7	9.0	10.2	7.9	7.8	11.6	16.0	17.2	14.7	19.4
Academy	29.0	39.6	51.9
Other	14.2	20.7	18.2	11.1	12.4	20.6	26.2	33.0	49.6	42.5

Cumulative Numbers

School type	2002	2003	2004	2005	2006	2007	2008	2009	2010	2011
Comprehensive	5428	6300	7574	8650	10001	10920	19166	24176	33411	31111
Grammar	4762	4944	5211	5314	5573	5964	9194	10207	10968	7379
Sec Mod	38	46	63	68	71	79	242	330	597	679
Independent	10276	9860	10581	10494	10268	10745	11720	11888	13253	14123
Sixth Form	11	11	14	17	21	33	31	37	49	69
FE/Tertiary	69	92	94	73	66	100	128	147	107	142
Academy	453	1369	16997
Other	36	54	31	23	25	48	119	101	288	355

Cumulative % at Grade A by school type



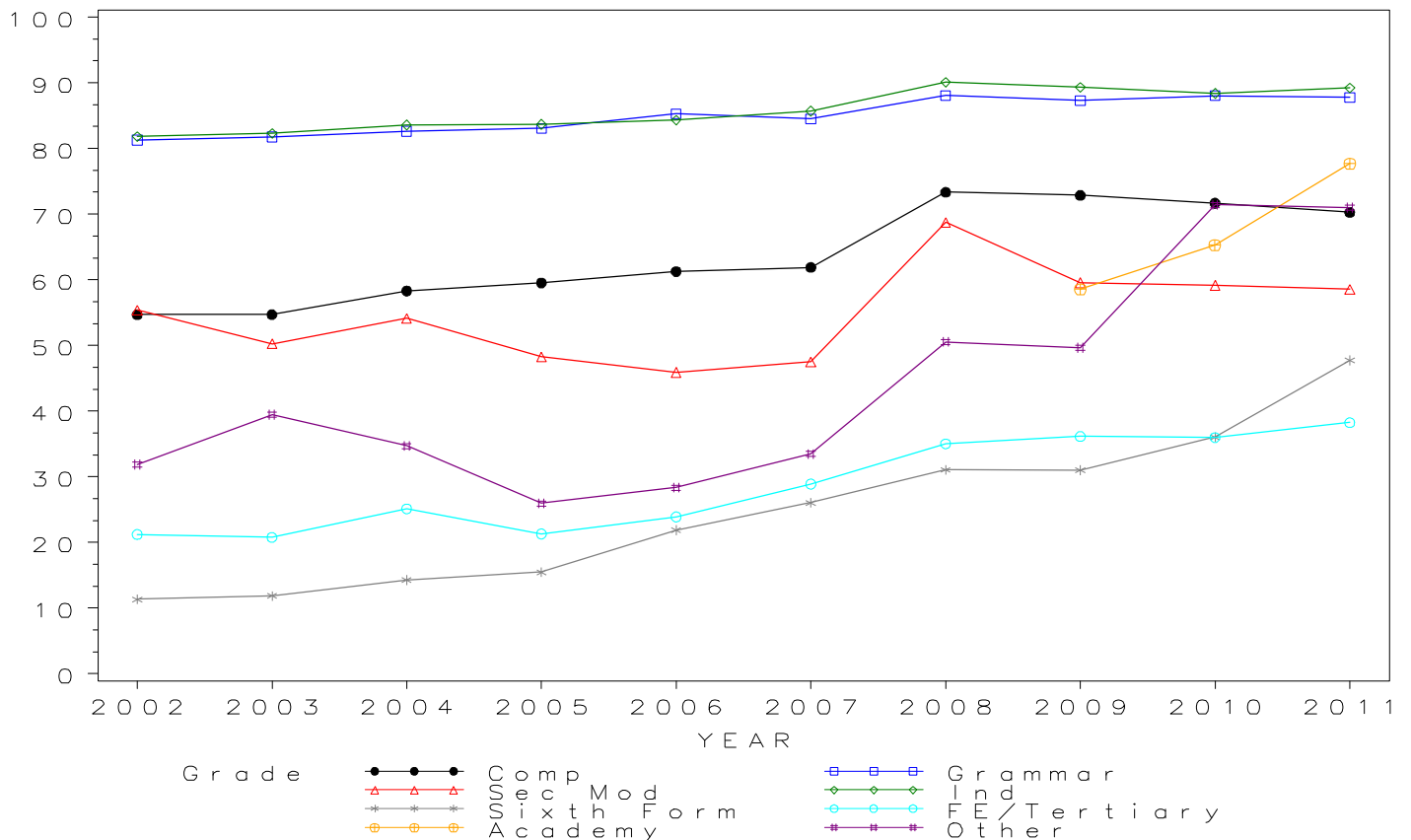
GCSE CHEMISTRY Grade B by school type 2002- 2011
Cumulative Percentages

School type	2002	2003	2004	2005	2006	2007	2008	2009	2010	2011
Comprehensive	54.7	54.7	58.3	59.5	61.3	61.9	73.3	72.9	71.7	70.3
Grammar	81.3	81.8	82.6	83.1	85.3	84.5	88.1	87.3	88.0	87.8
Sec Mod	55.4	50.3	54.1	48.3	45.9	47.5	68.7	59.6	59.2	58.5
Independent	81.8	82.3	83.6	83.7	84.3	85.7	90.1	89.3	88.4	89.2
Sixth Form	11.3	11.9	14.3	15.5	21.9	26.1	31.1	31.0	36.1	47.8
FE/Tertiary	21.2	20.8	25.1	21.3	23.9	28.9	35.0	36.1	36.0	38.3
Academy	58.6	65.3	77.7
Other	31.9	39.5	34.7	26.0	28.4	33.5	50.5	49.7	71.4	71.0

Cumulative Numbers

School type	2002	2003	2004	2005	2006	2007	2008	2009	2010	2011
Comprehensive	10626	12232	14160	15812	18256	19623	32584	40869	57038	52454
Grammar	7127	7172	7448	7569	7931	8358	12262	13660	14624	9715
Sec Mod	77	95	125	141	146	180	466	650	1245	1306
Independent	14079	13195	13672	13451	13483	13622	14790	15080	16881	17497
Sixth Form	32	28	37	39	63	68	73	85	106	117
FE/Tertiary	218	213	231	198	203	250	281	309	262	280
Academy	916	2257	25447
Other	81	103	59	54	57	78	230	152	415	593

Cumulative % at Grade B by school type

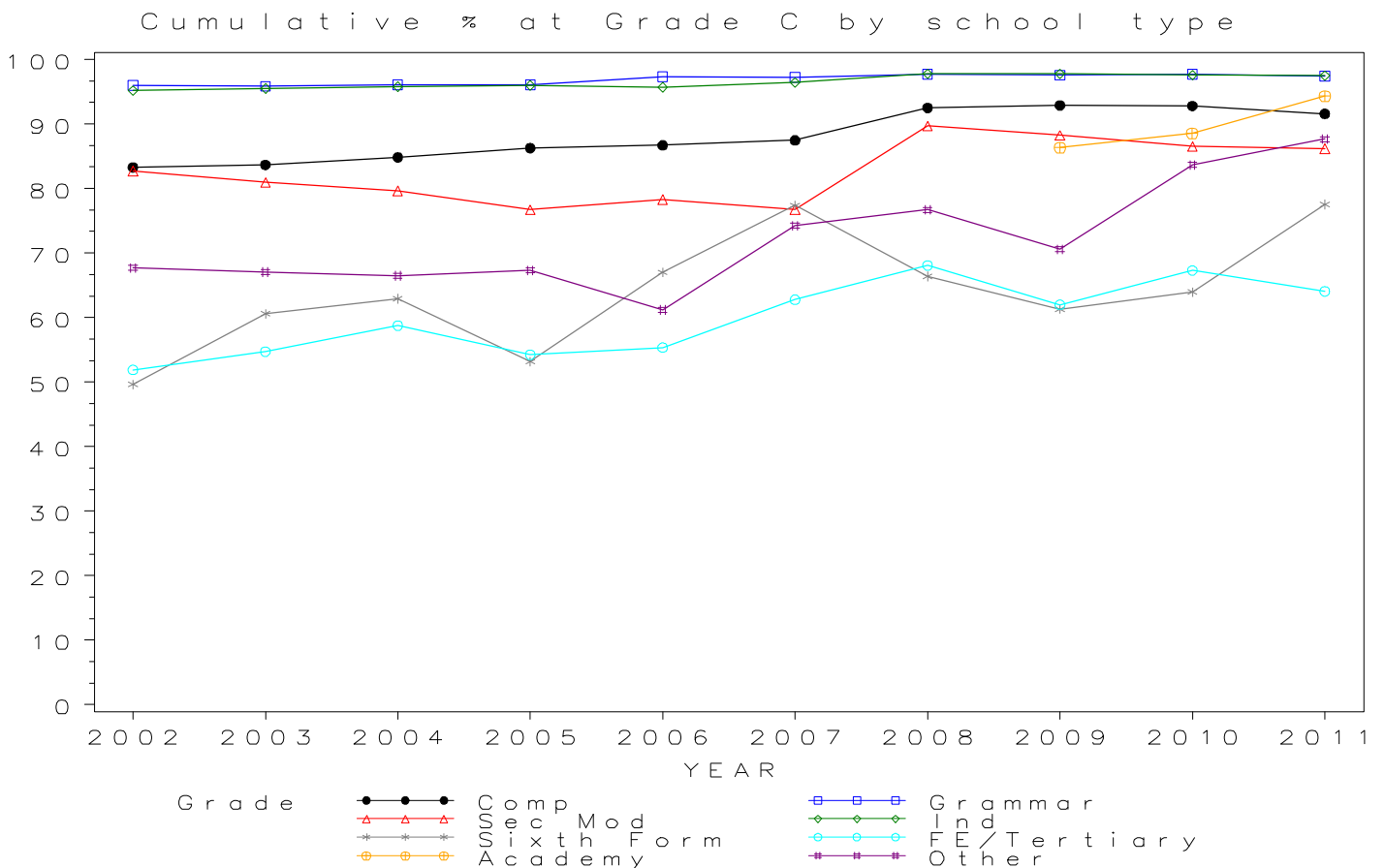


*GCSE CHEMISTRY Grade C by school type 2002- 2011
Cumulative Percentages*

School type	2002	2003	2004	2005	2006	2007	2008	2009	2010	2011
Comprehensive	83.3	83.7	84.8	86.3	86.7	87.5	92.5	92.9	92.8	91.6
Grammar	96.0	95.8	96.1	96.1	97.3	97.2	97.7	97.6	97.7	97.4
Sec Mod	82.7	81.0	79.7	76.7	78.3	76.8	89.7	88.3	86.5	86.2
Independent	95.2	95.5	95.8	96.0	95.7	96.4	97.8	97.8	97.6	97.5
Sixth Form	49.6	60.6	62.9	53.2	67.0	77.4	66.4	61.3	63.9	77.6
FE/Tertiary	51.9	54.7	58.8	54.3	55.4	62.8	68.1	62.0	67.3	64.1
Academy	86.4	88.6	94.3
Other	67.7	67.0	66.5	67.3	61.2	74.2	76.7	70.6	83.6	87.7

Cumulative Numbers

School type	2002	2003	2004	2005	2006	2007	2008	2009	2010	2011
Comprehensive	16178	18707	20603	22918	25839	27735	41100	52097	73854	68364
Grammar	8418	8407	8661	8755	9052	9616	13609	15270	16235	10781
Sec Mod	115	153	184	224	249	291	608	963	1821	1923
Independent	16386	15312	15667	15428	15306	15323	16054	16515	18638	19125
Sixth Form	140	143	163	134	193	202	156	168	188	190
FE/Tertiary	533	561	540	504	470	543	546	530	490	469
Academy	1350	3062	30883
Other	172	175	113	140	123	173	349	216	486	732

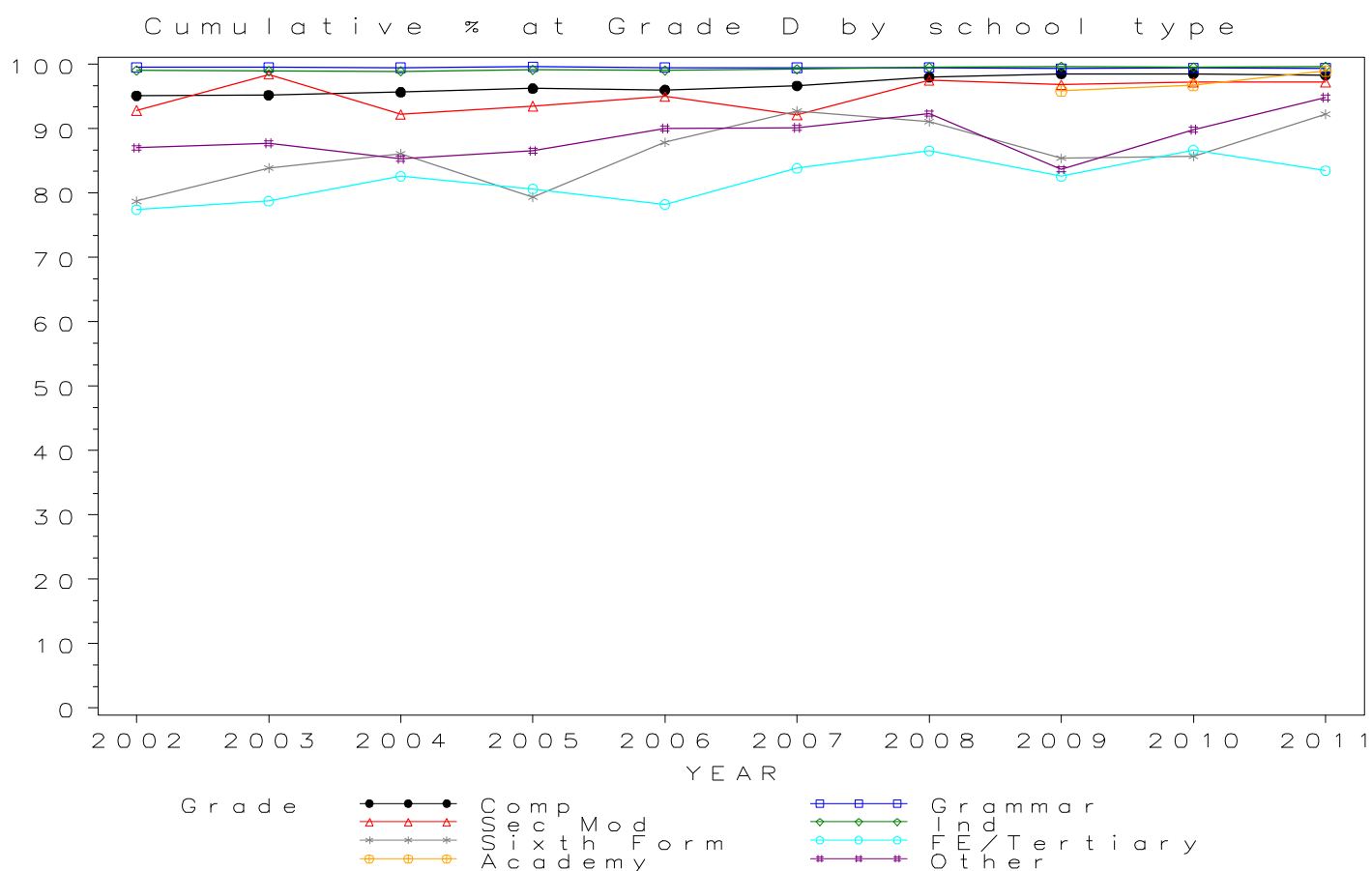


GCSE CHEMISTRY Grade D by school type 2002- 2011 Cumulative Percentages

School type	2002	2003	2004	2005	2006	2007	2008	2009	2010	2011
Comprehensive	95.1	95.2	95.6	96.2	96.0	96.6	98.0	98.5	98.5	98.3
Grammar	99.5	99.5	99.5	99.6	99.5	99.5	99.5	99.3	99.4	99.4
Sec Mod	92.8	98.4	92.2	93.5	95.0	92.1	97.5	96.8	97.2	97.2
Independent	99.0	98.9	98.9	99.1	99.0	99.2	99.5	99.6	99.5	99.6
Sixth Form	78.7	83.9	86.1	79.4	87.8	92.7	91.1	85.4	85.7	92.2
FE/Tertiary	77.4	78.7	82.6	80.6	78.2	83.8	86.5	82.6	86.7	83.5
Academy	95.9	96.7	98.9
Other	87.0	87.7	85.3	86.5	90.0	90.1	92.3	83.7	89.8	94.9

Cumulative Numbers

School type	2002	2003	2004	2005	2006	2007	2008	2009	2010	2011
Comprehensive	18471	21283	23226	25559	28607	30642	43536	55248	78390	73365
Grammar	8724	8729	8967	9076	9251	9834	13851	15539	16517	10997
Sec Mod	129	186	213	273	302	349	661	1056	2045	2168
Independent	17040	15857	16174	15926	15834	15768	16333	16819	19001	19537
Sixth Form	222	198	223	200	253	242	214	234	252	226
FE/Tertiary	795	807	759	749	664	725	694	706	631	611
Academy	1499	3342	32390
Other	221	229	145	180	181	210	420	256	522	792

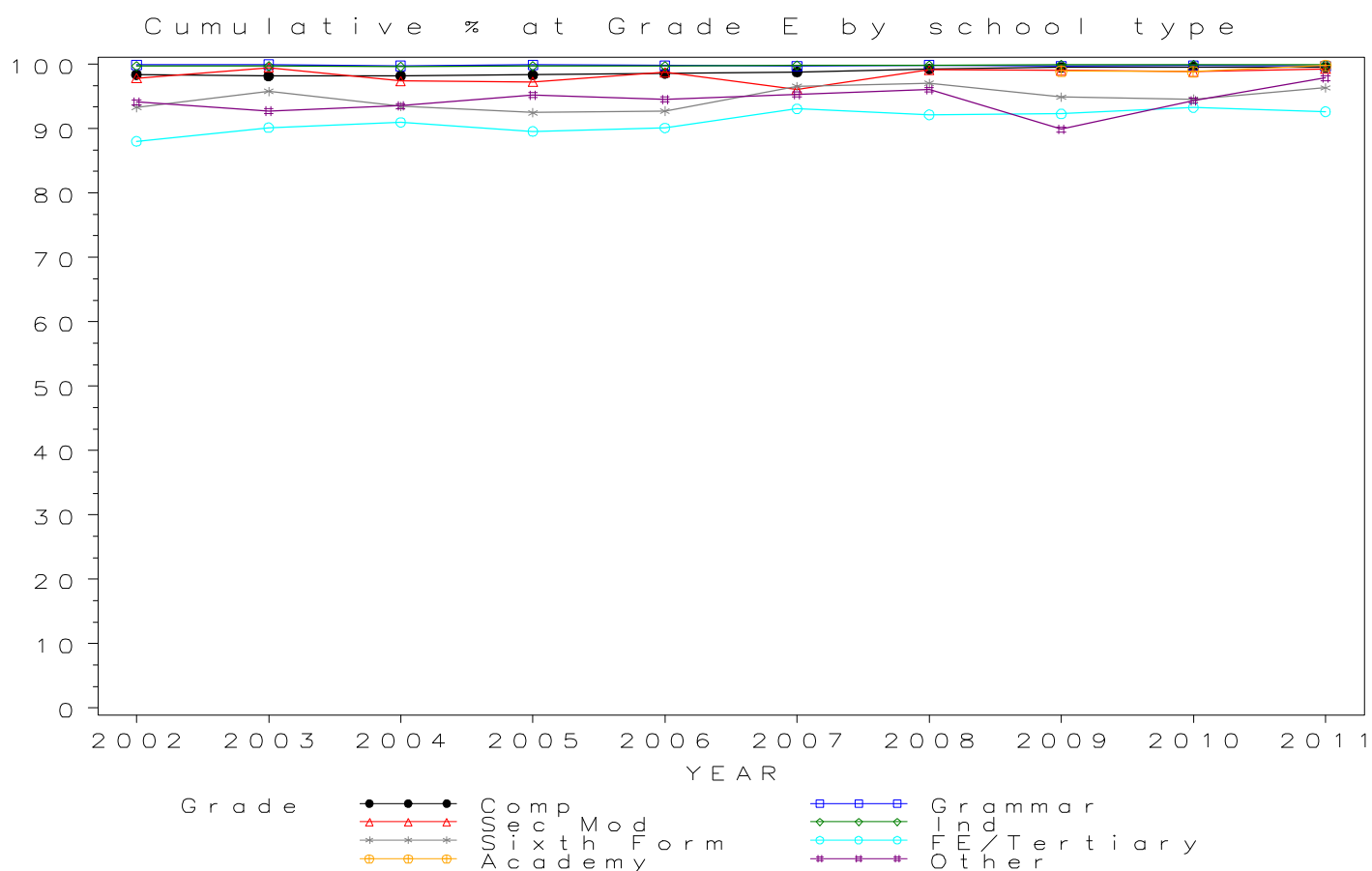


GCSE CHEMISTRY Grade E by school type 2002-2011 Cumulative Percentages

School type	2002	2003	2004	2005	2006	2007	2008	2009	2010	2011
Comprehensive	98.4	98.2	98.2	98.3	98.6	98.8	99.2	99.5	99.6	99.5
Grammar	99.9	99.9	99.7	99.9	99.8	99.7	99.8	99.7	99.8	99.7
Sec Mod	97.8	99.5	97.4	97.3	98.7	96.0	99.1	99.1	98.8	99.3
Independent	99.7	99.7	99.6	99.7	99.7	99.8	99.8	99.9	99.9	99.9
Sixth Form	93.3	95.8	93.4	92.5	92.7	96.6	97.0	94.9	94.6	96.3
FE/Tertiary	88.0	90.1	91.0	89.6	90.1	93.1	92.1	92.3	93.3	92.6
Academy	99.0	98.8	99.8
Other	94.1	92.7	93.5	95.2	94.5	95.3	96.0	89.9	94.3	97.8

Cumulative Numbers

School type	2002	2003	2004	2005	2006	2007	2008	2009	2010	2011
Comprehensive	19109	21946	23847	26122	29375	31322	44097	55821	79233	74273
Grammar	8759	8767	8991	9100	9279	9860	13899	15607	16577	11033
Sec Mod	136	188	225	284	314	364	672	1081	2079	2215
Independent	17160	15985	16289	16023	15946	15863	16382	16870	19077	19595
Sixth Form	263	226	242	233	267	252	228	260	278	236
FE/Tertiary	904	924	836	832	765	805	739	789	679	678
Academy	1547	3415	32685
Other	239	242	159	198	190	222	437	275	548	817

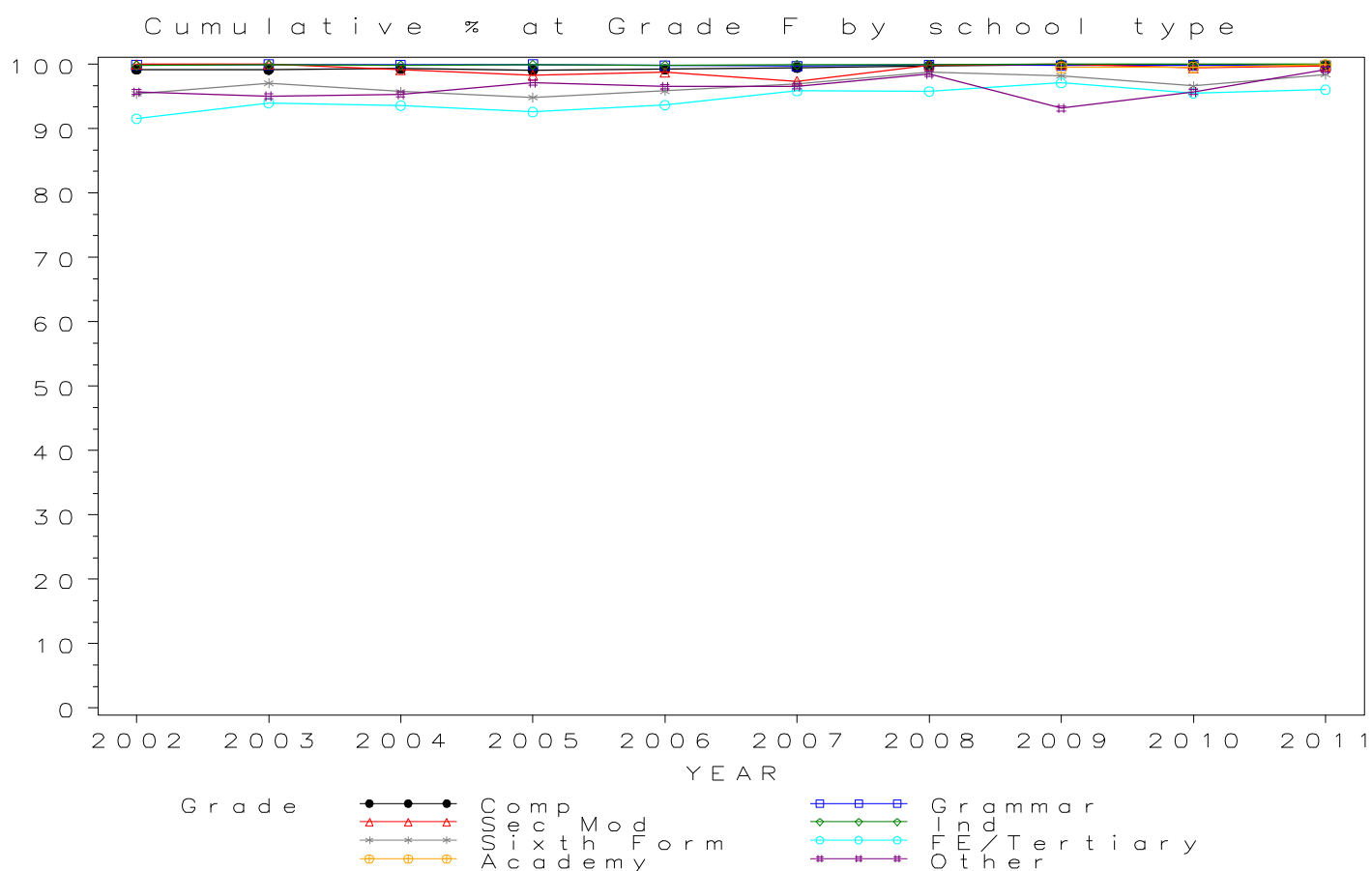


GCSE CHEMISTRY Grade F by school type 2002-2011 Cumulative Percentages

School type	2002	2003	2004	2005	2006	2007	2008	2009	2010	2011
Comprehensive	99.2	99.2	99.3	99.1	99.2	99.5	99.7	99.9	99.9	99.8
Grammar	99.9	99.9	99.9	99.9	99.8	99.7	99.9	99.8	99.8	99.8
Sec Mod	100.0	100.0	99.1	98.3	98.7	97.4	99.9	100.0	99.4	99.7
Independent	99.8	99.9	99.8	99.9	99.8	99.9	99.9	100.0	100.0	100.0
Sixth Form	95.4	97.0	95.8	94.8	95.8	96.9	98.7	98.2	96.6	98.4
FE/Tertiary	91.5	94.0	93.6	92.6	93.6	95.8	95.8	97.1	95.5	96.0
Academy	99.5	99.5	99.9
Other	95.7	95.0	95.3	97.1	96.5	96.6	98.5	93.1	95.7	99.2

Cumulative Numbers

School type	2002	2003	2004	2005	2006	2007	2008	2009	2010	2011
Comprehensive	19267	22173	24113	26314	29569	31535	44319	56022	79488	74497
Grammar	8759	8767	9006	9106	9279	9860	13907	15616	16586	11045
Sec Mod	139	189	229	287	314	369	677	1091	2091	2224
Independent	17178	16017	16321	16055	15962	15879	16399	16887	19096	19615
Sixth Form	269	229	248	239	276	253	232	269	284	241
FE/Tertiary	940	963	860	860	795	829	768	830	695	703
Academy	1555	3439	32717
Other	243	248	162	202	194	225	448	285	556	828

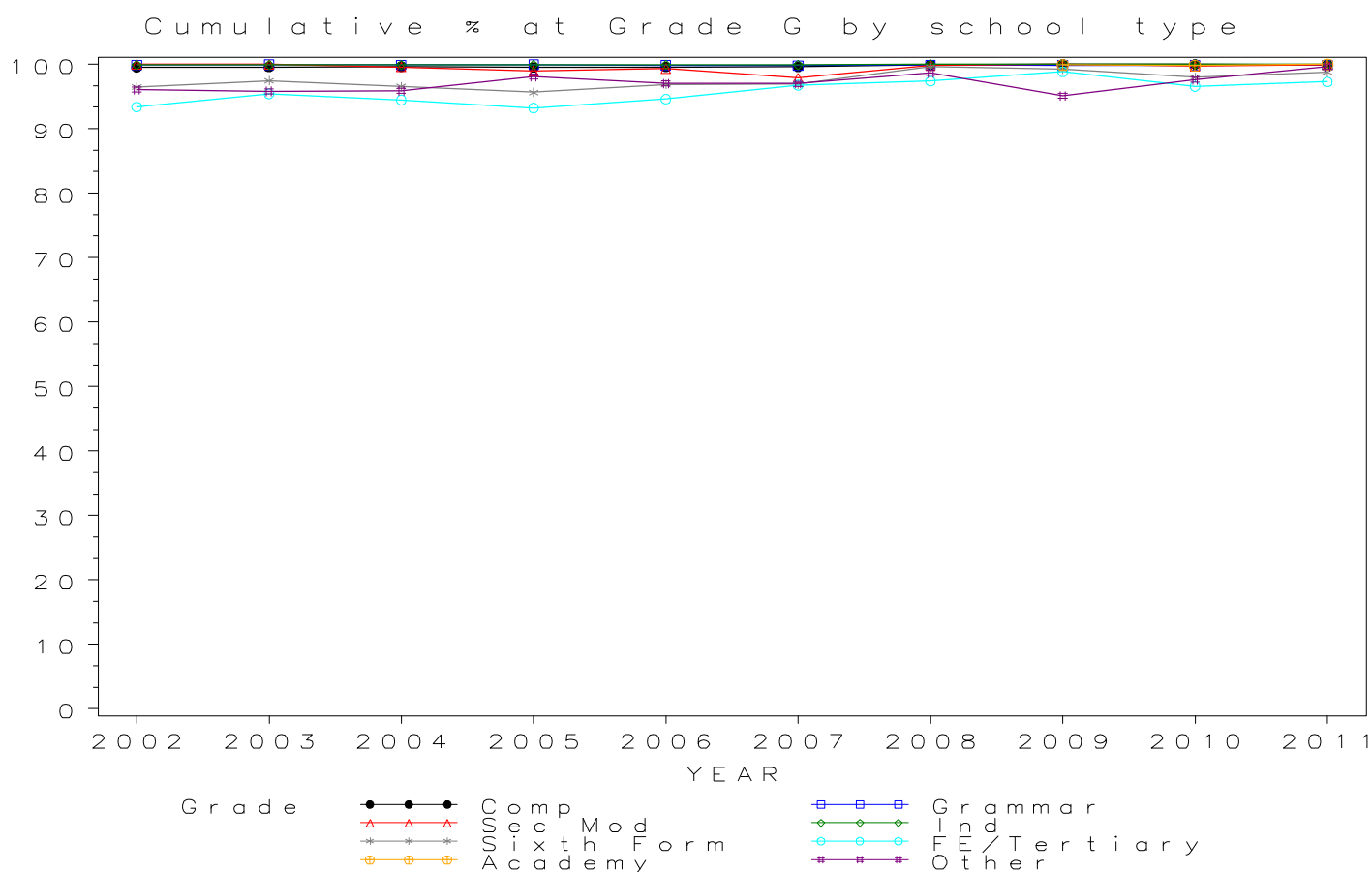


GCSE CHEMISTRY Grade G by school type 2002- 2011 Cumulative Percentages

School type	2002	2003	2004	2005	2006	2007	2008	2009	2010	2011
Comprehensive	99.5	99.6	99.6	99.5	99.6	99.6	99.9	100.0	100.0	99.9
Grammar	99.9	99.9	99.9	99.9	99.8	99.8	99.9	99.8	99.8	99.9
Sec Mod	100.0	100.0	99.6	99.0	99.4	97.9	99.9	100.0	99.7	99.9
Independent	99.9	99.9	99.9	99.9	99.9	99.9	100.0	100.0	100.0	100.0
Sixth Form	96.5	97.5	96.5	95.6	96.9	96.9	99.6	99.3	98.0	98.8
FE/Tertiary	93.4	95.4	94.5	93.2	94.6	96.8	97.4	98.8	96.6	97.3
Academy	99.9	99.8	100.0
Other	96.1	95.8	95.9	98.1	97.0	97.0	98.7	95.1	97.6	99.6

Cumulative Numbers

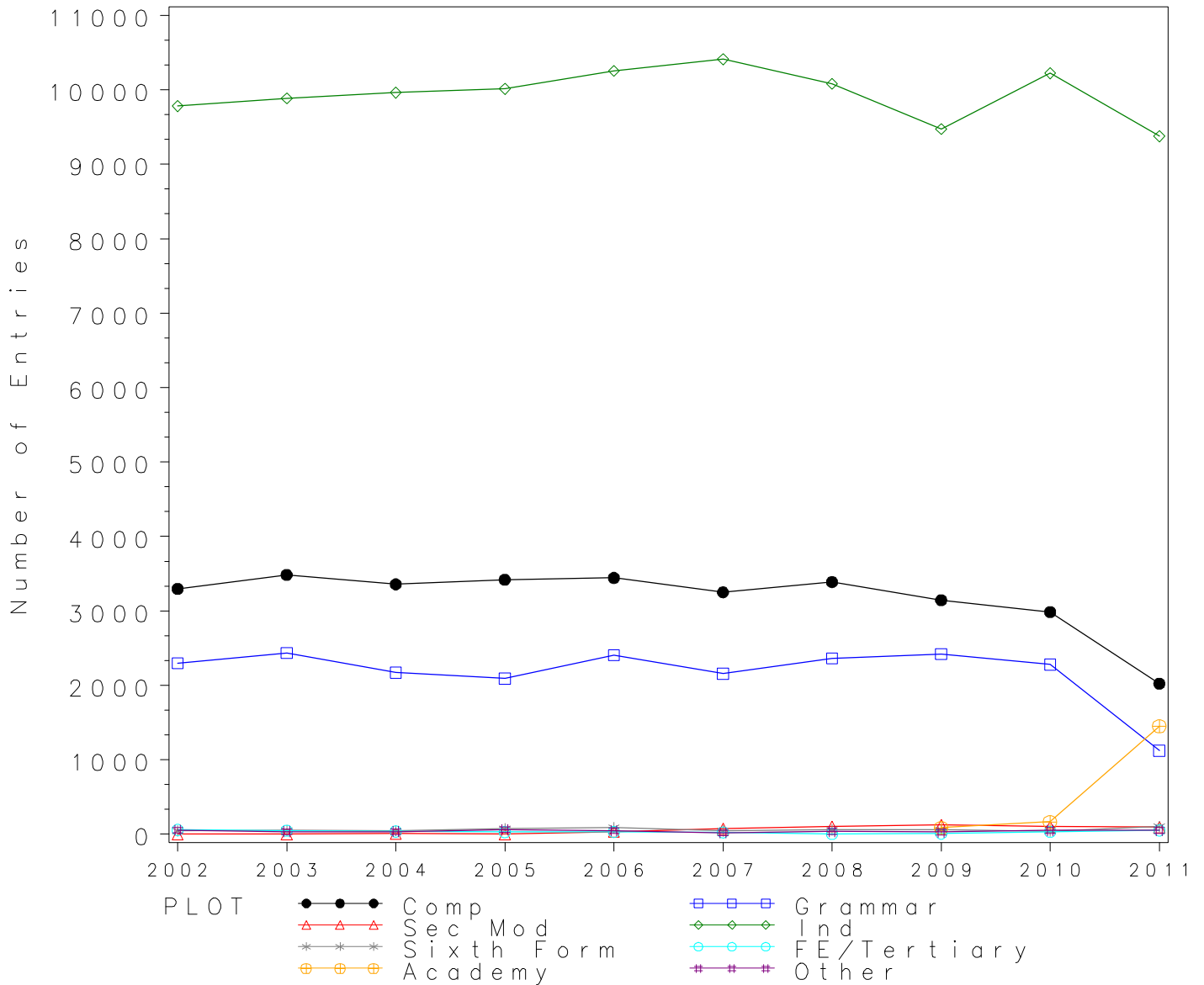
School type	2002	2003	2004	2005	2006	2007	2008	2009	2010	2011
Comprehensive	19337	22262	24196	26434	29673	31578	44387	56079	79568	74571
Grammar	8759	8767	9006	9106	9285	9866	13907	15624	16586	11052
Sec Mod	139	189	230	289	316	371	677	1091	2098	2229
Independent	17195	16017	16338	16055	15978	15879	16415	16887	19096	19615
Sixth Form	272	230	250	241	279	253	234	272	288	242
FE/Tertiary	959	978	868	866	803	837	781	845	703	712
Academy	1561	3449	32750
Other	244	250	163	204	195	226	449	291	567	832



Numbers of GCSE entries in CLASSICAL SUBJECTS by school type 2002- 2011

School type	2002	2003	2004	2005	2006	2007	2008	2009	2010	2011
Comprehensive	3296	3485	3358	3418	3444	3251	3388	3145	2984	2023
Grammar	2299	2436	2171	2092	2405	2156	2363	2422	2280	1123
Sec Mod	0	0	7	0	33	73	106	125	104	97
Independent	9780	9888	9961	10015	10257	10411	10083	9474	10223	9378
Sixth Form	44	50	49	73	89	43	60	63	42	101
FE/Tertiary	59	49	38	29	32	24	5	8	33	52
Academy	87	166	1450
Other	56	35	35	62	47	18	38	30	50	51

GCSE CLASSICAL SUBJECTS Entries by school type 2002–2011



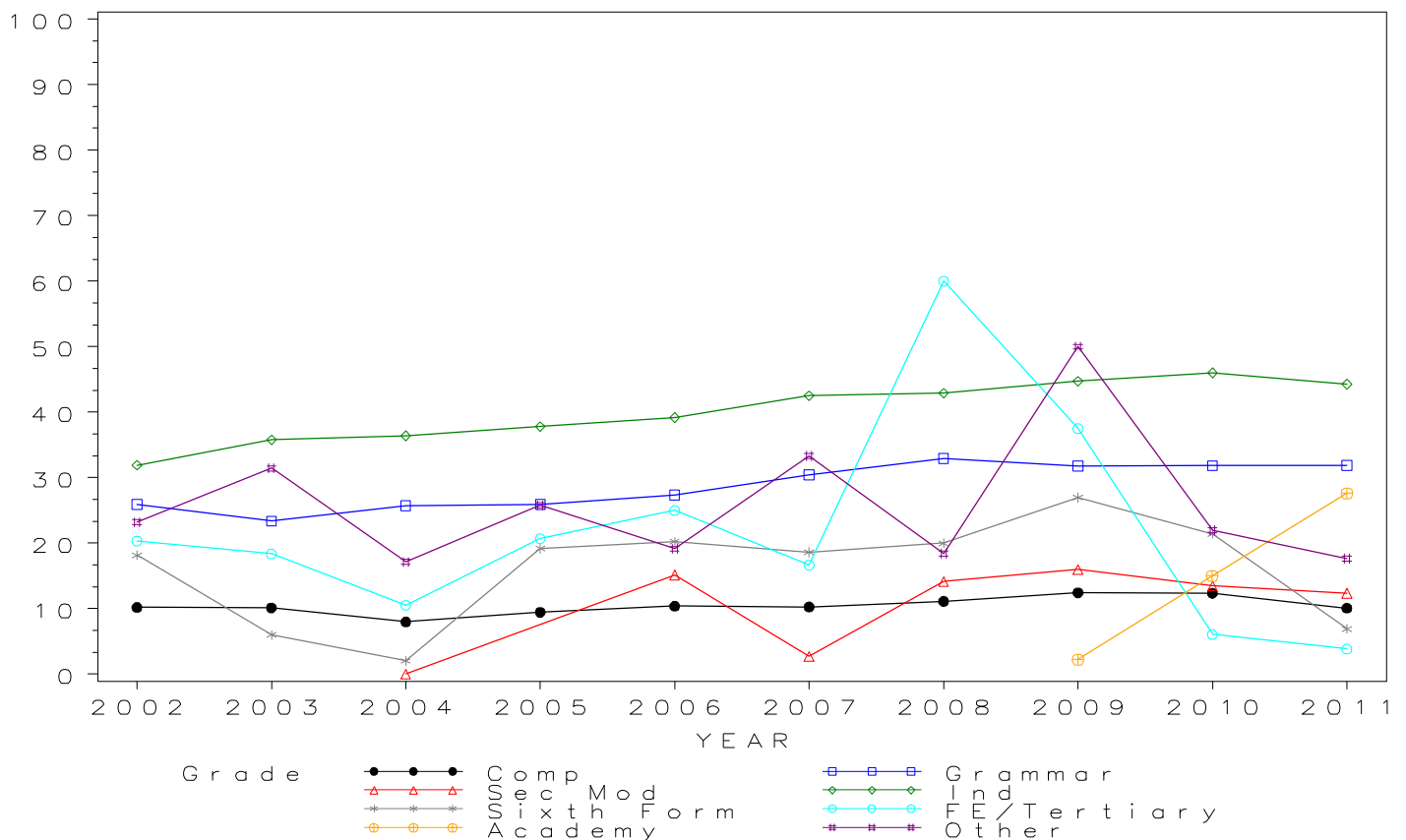
GCSE CLASSICAL SUBJECTS Grade A* by school type 2002- 2011 Cumulative Percentages

School type	2002	2003	2004	2005	2006	2007	2008	2009	2010	2011
Comprehensive	10.2	10.1	8.0	9.4	10.4	10.3	11.1	12.4	12.4	10.1
Grammar	25.9	23.4	25.7	25.9	27.4	30.4	32.9	31.8	31.8	31.9
Sec Mod	.	.	0.0	.	15.2	2.7	14.2	16.0	13.5	12.4
Independent	31.9	35.8	36.4	37.8	39.2	42.5	42.9	44.7	46.0	44.3
Sixth Form	18.2	6.0	2.0	19.2	20.2	18.6	20.0	27.0	21.4	6.9
FE/Tertiary	20.3	18.4	10.5	20.7	25.0	16.7	60.0	37.5	6.1	3.8
Academy	2.3	15.1	27.6
Other	23.2	31.4	17.1	25.8	19.1	33.3	18.4	50.0	22.0	17.6

Cumulative Numbers

School type	2002	2003	2004	2005	2006	2007	2008	2009	2010	2011
Comprehensive	336	353	268	323	358	334	377	391	369	204
Grammar	596	570	559	542	658	656	778	770	726	358
Sec Mod	0	0	0	0	5	2	15	20	14	12
Independent	3120	3540	3626	3786	4021	4425	4326	4235	4703	4154
Sixth Form	8	3	1	14	18	8	12	17	9	7
FE/Tertiary	12	9	4	6	8	4	3	3	2	2
Academy	2	25	400
Other	13	11	6	16	9	6	7	15	11	9

Cumulative % at Grade A* by school type



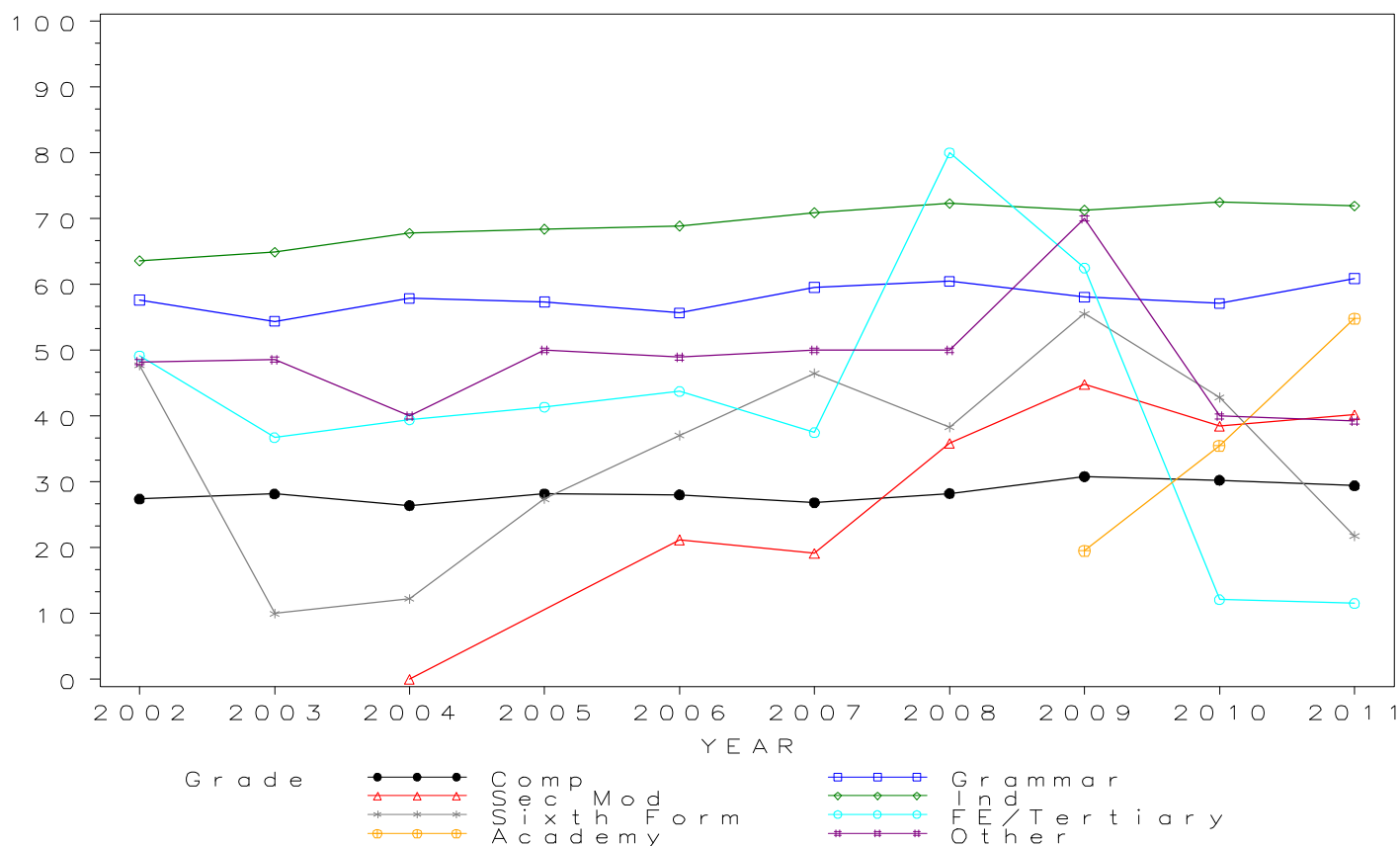
GCSE CLASSICAL SUBJECTS Grade A by school type 2002-2011 Cumulative Percentages

School type	2002	2003	2004	2005	2006	2007	2008	2009	2010	2011
Comprehensive	27.4	28.2	26.4	28.2	28.0	26.9	28.2	30.8	30.3	29.4
Grammar	57.6	54.4	57.9	57.4	55.7	59.6	60.5	58.1	57.1	60.9
Sec Mod	.	.	0.0	.	21.2	19.2	35.8	44.8	38.5	40.2
Independent	63.6	64.9	67.8	68.4	68.9	70.9	72.3	71.3	72.5	71.9
Sixth Form	47.7	10.0	12.2	27.4	37.1	46.5	38.3	55.6	42.9	21.8
FE/Tertiary	49.2	36.7	39.5	41.4	43.8	37.5	80.0	62.5	12.1	11.5
Academy	19.5	35.5	54.8
Other	48.2	48.6	40.0	50.0	48.9	50.0	50.0	70.0	40.0	39.2

Cumulative Numbers

School type	2002	2003	2004	2005	2006	2007	2008	2009	2010	2011
Comprehensive	903	982	887	964	966	873	957	969	903	595
Grammar	1325	1325	1257	1200	1339	1284	1429	1407	1302	684
Sec Mod	0	0	0	0	7	14	38	56	40	39
Independent	6220	6417	6754	6850	7067	7381	7290	6755	7412	6743
Sixth Form	21	5	6	20	33	20	23	35	18	22
FE/Tertiary	29	18	15	12	14	9	4	5	4	6
Academy	17	59	795
Other	27	17	14	31	23	9	19	21	20	20

Cumulative % at Grade A by school type



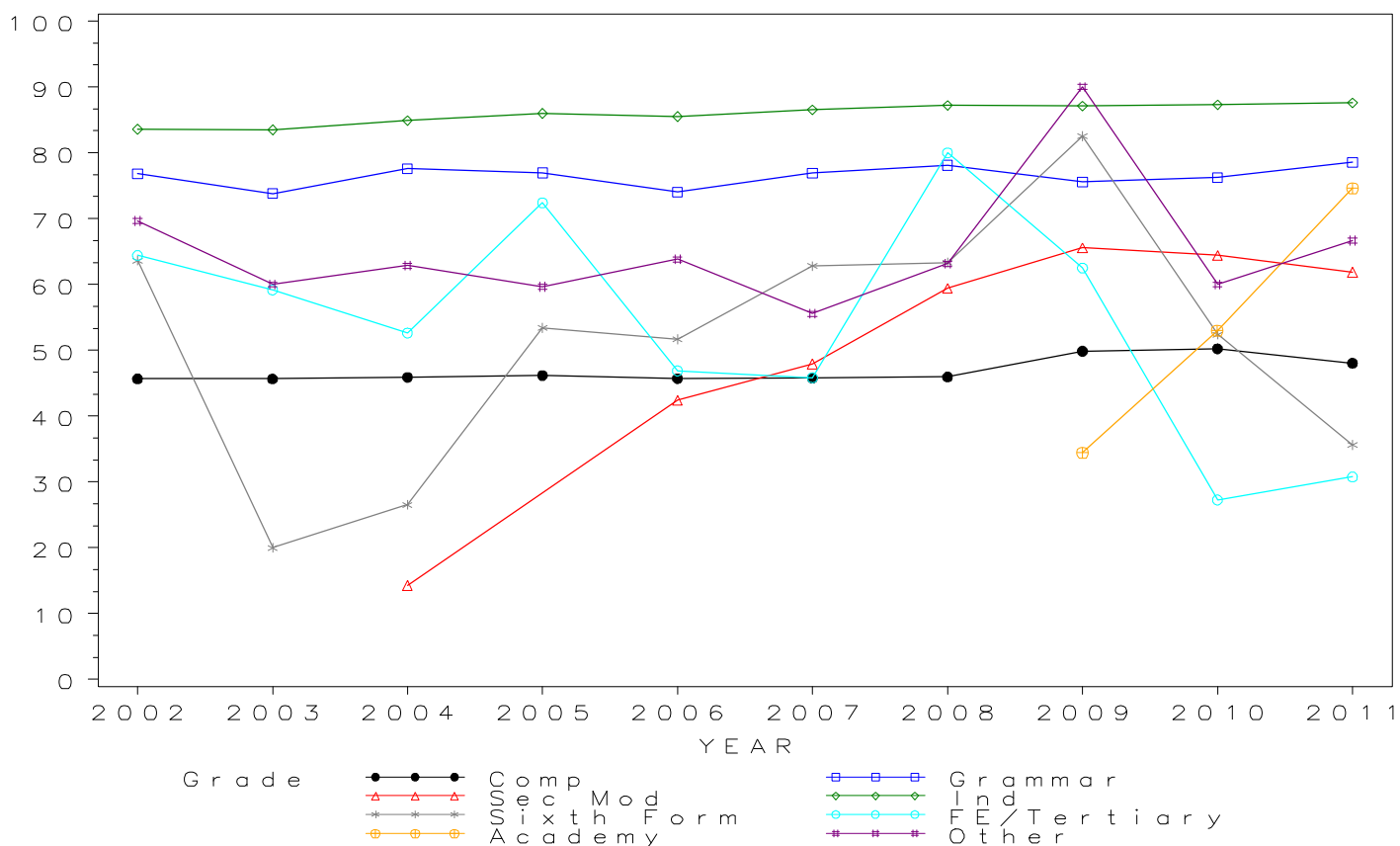
GCSE CLASSICAL SUBJECTS Grade B by school type 2002- 2011 Cumulative Percentages

School type	2002	2003	2004	2005	2006	2007	2008	2009	2010	2011
Comprehensive	45.7	45.7	45.9	46.2	45.7	45.8	46.0	49.9	50.2	48.0
Grammar	76.8	73.8	77.6	77.0	74.1	76.9	78.1	75.6	76.2	78.5
Sec Mod	.	.	14.3	.	42.4	47.9	59.4	65.6	64.4	61.9
Independent	83.6	83.5	84.9	86.0	85.5	86.5	87.2	87.1	87.3	87.6
Sixth Form	63.6	20.0	26.5	53.4	51.7	62.8	63.3	82.5	52.4	35.6
FE/Tertiary	64.4	59.2	52.6	72.4	46.9	45.8	80.0	62.5	27.3	30.8
Academy	34.5	53.0	74.6
Other	69.6	60.0	62.9	59.7	63.8	55.6	63.2	90.0	60.0	66.7

Cumulative Numbers

School type	2002	2003	2004	2005	2006	2007	2008	2009	2010	2011
Comprehensive	1505	1591	1541	1578	1574	1488	1557	1568	1499	972
Grammar	1766	1798	1684	1610	1781	1658	1846	1830	1738	882
Sec Mod	0	0	1	0	14	35	63	82	67	60
Independent	8176	8256	8457	8613	8770	9006	8792	8252	8925	8215
Sixth Form	28	10	13	39	46	27	38	52	22	36
FE/Tertiary	38	29	20	21	15	11	4	5	9	16
Academy	30	88	1082
Other	39	21	22	37	30	10	24	27	30	34

Cumulative % at Grade B by school type

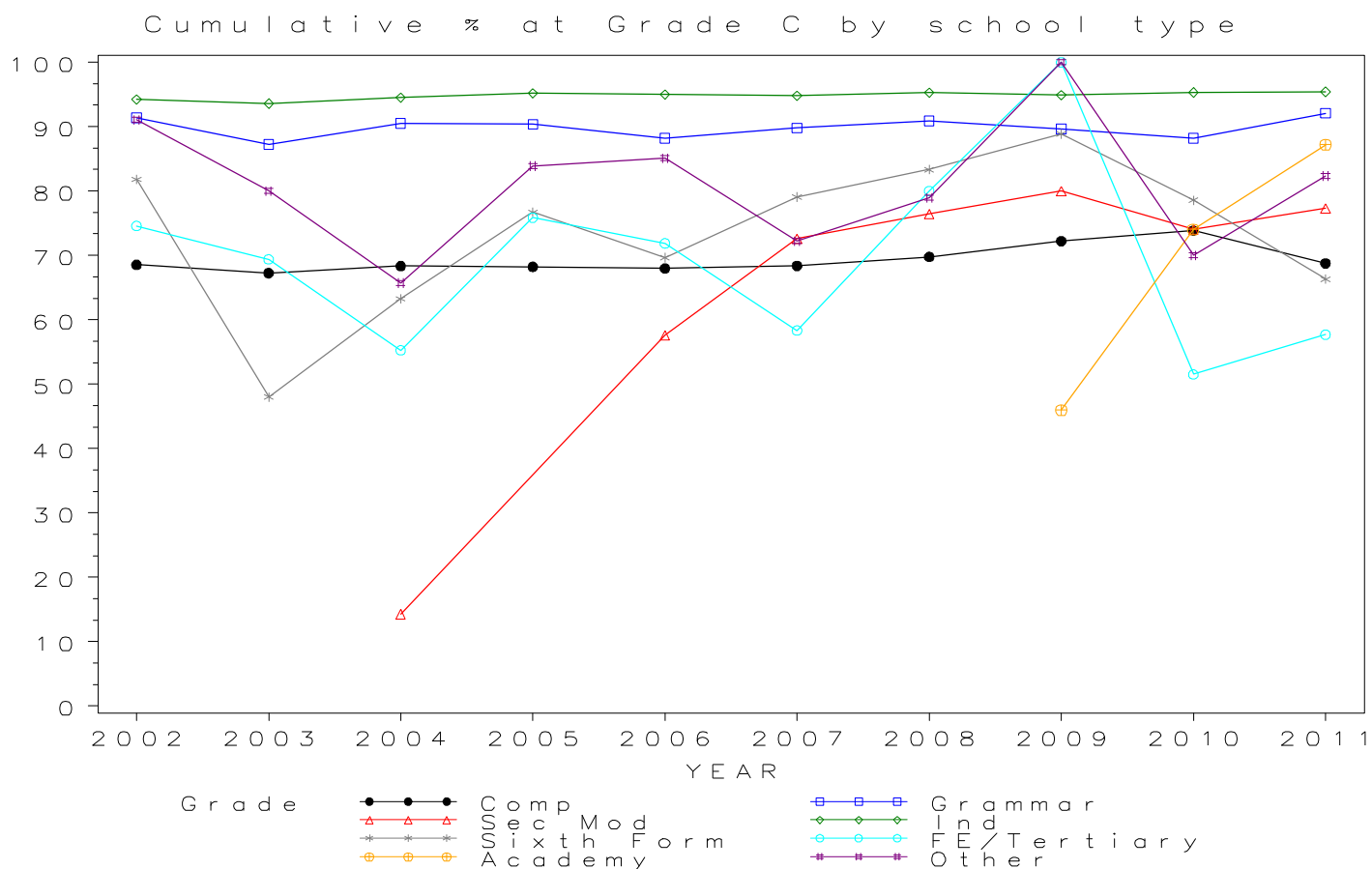


GCSE CLASSICAL SUBJECTS Grade C by school type 2002- 2011 Cumulative Percentages

School type	2002	2003	2004	2005	2006	2007	2008	2009	2010	2011
Comprehensive	68.5	67.3	68.3	68.2	68.0	68.4	69.8	72.2	73.9	68.8
Grammar	91.4	87.2	90.5	90.4	88.2	89.8	90.9	89.6	88.2	92.1
Sec Mod	.	.	14.3	.	57.6	72.6	76.4	80.0	74.0	77.3
Independent	94.2	93.6	94.5	95.2	95.0	94.8	95.3	94.9	95.3	95.4
Sixth Form	81.8	48.0	63.3	76.7	69.7	79.1	83.3	88.9	78.6	66.3
FE/Tertiary	74.6	69.4	55.3	75.9	71.9	58.3	80.0	100.0	51.5	57.7
Academy	46.0	74.1	87.2
Other	91.1	80.0	65.7	83.9	85.1	72.2	78.9	100.0	70.0	82.4

Cumulative Numbers

School type	2002	2003	2004	2005	2006	2007	2008	2009	2010	2011
Comprehensive	2259	2344	2295	2332	2341	2223	2364	2271	2204	1391
Grammar	2101	2125	1965	1891	2121	1936	2148	2171	2011	1034
Sec Mod	0	0	1	0	19	53	81	100	77	75
Independent	9213	9255	9413	9534	9744	9870	9609	8991	9743	8947
Sixth Form	36	24	31	56	62	34	50	56	33	67
FE/Tertiary	44	34	21	22	23	14	4	8	17	30
Academy	40	123	1264
Other	51	28	23	52	40	13	30	30	35	42

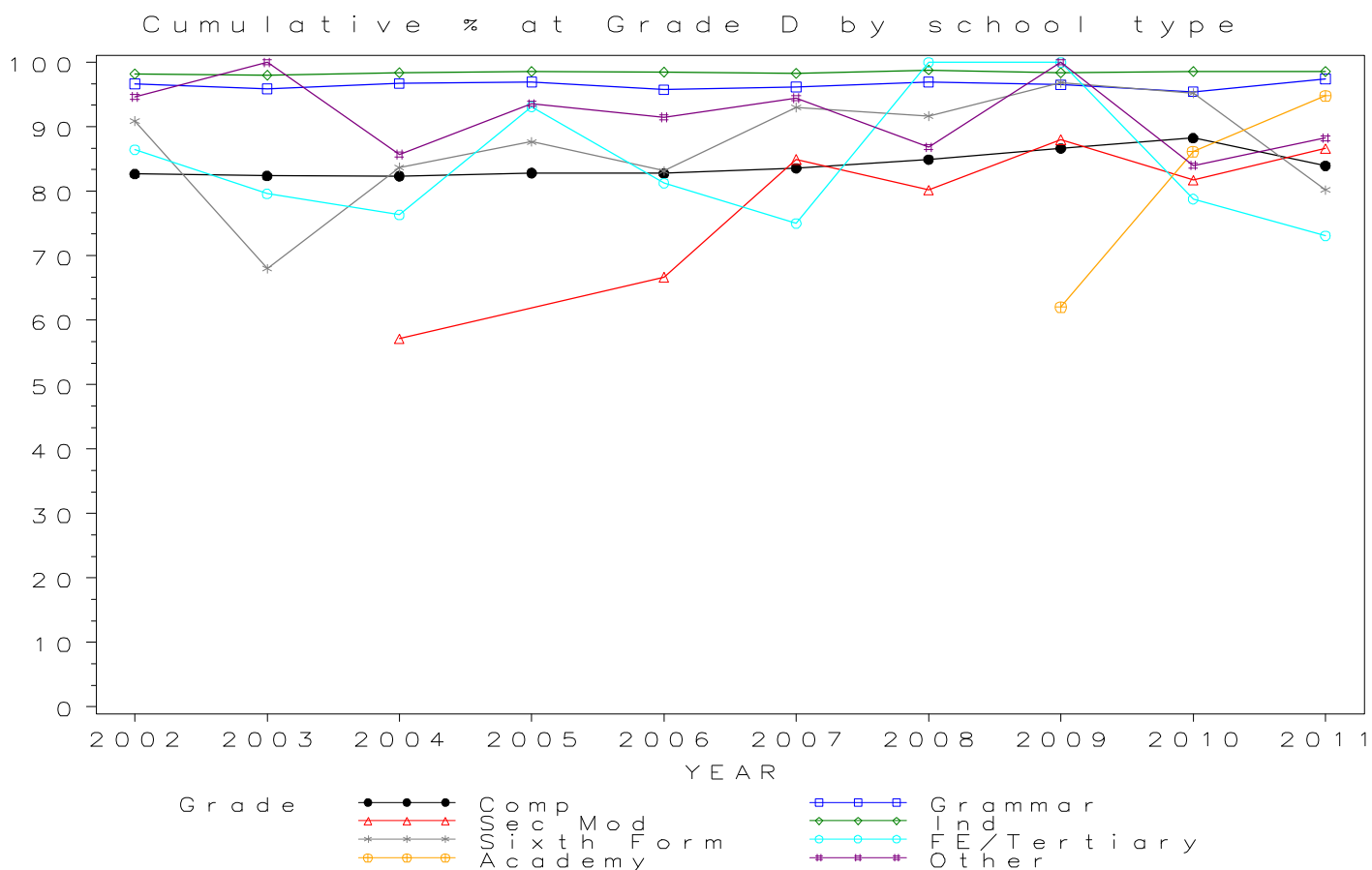


GCSE CLASSICAL SUBJECTS Grade D by school type 2002- 2011 Cumulative Percentages

School type	2002	2003	2004	2005	2006	2007	2008	2009	2010	2011
Comprehensive	82.7	82.4	82.3	82.8	82.8	83.6	84.9	86.6	88.2	83.9
Grammar	96.7	95.9	96.7	96.9	95.8	96.2	97.0	96.5	95.4	97.4
Sec Mod	.	.	57.1	.	66.7	84.9	80.2	88.0	81.7	86.6
Independent	98.2	98.0	98.4	98.6	98.5	98.3	98.8	98.4	98.6	98.6
Sixth Form	90.9	68.0	83.7	87.7	83.1	93.0	91.7	96.8	95.2	80.2
FE/Tertiary	86.4	79.6	76.3	93.1	81.3	75.0	100.0	100.0	78.8	73.1
Academy	62.1	86.1	94.8
Other	94.6	100.0	85.7	93.5	91.5	94.4	86.8	100.0	84.0	88.2

Cumulative Numbers

School type	2002	2003	2004	2005	2006	2007	2008	2009	2010	2011
Comprehensive	2725	2871	2765	2831	2850	2717	2877	2725	2633	1698
Grammar	2222	2336	2100	2028	2303	2074	2291	2338	2176	1094
Sec Mod	0	0	4	0	22	62	85	110	85	84
Independent	9604	9690	9802	9875	10103	10234	9962	9322	10080	9247
Sixth Form	40	34	41	64	74	40	55	61	40	81
FE/Tertiary	51	39	29	27	26	18	5	8	26	38
Academy	54	143	1375
Other	53	35	30	58	43	17	33	30	42	45

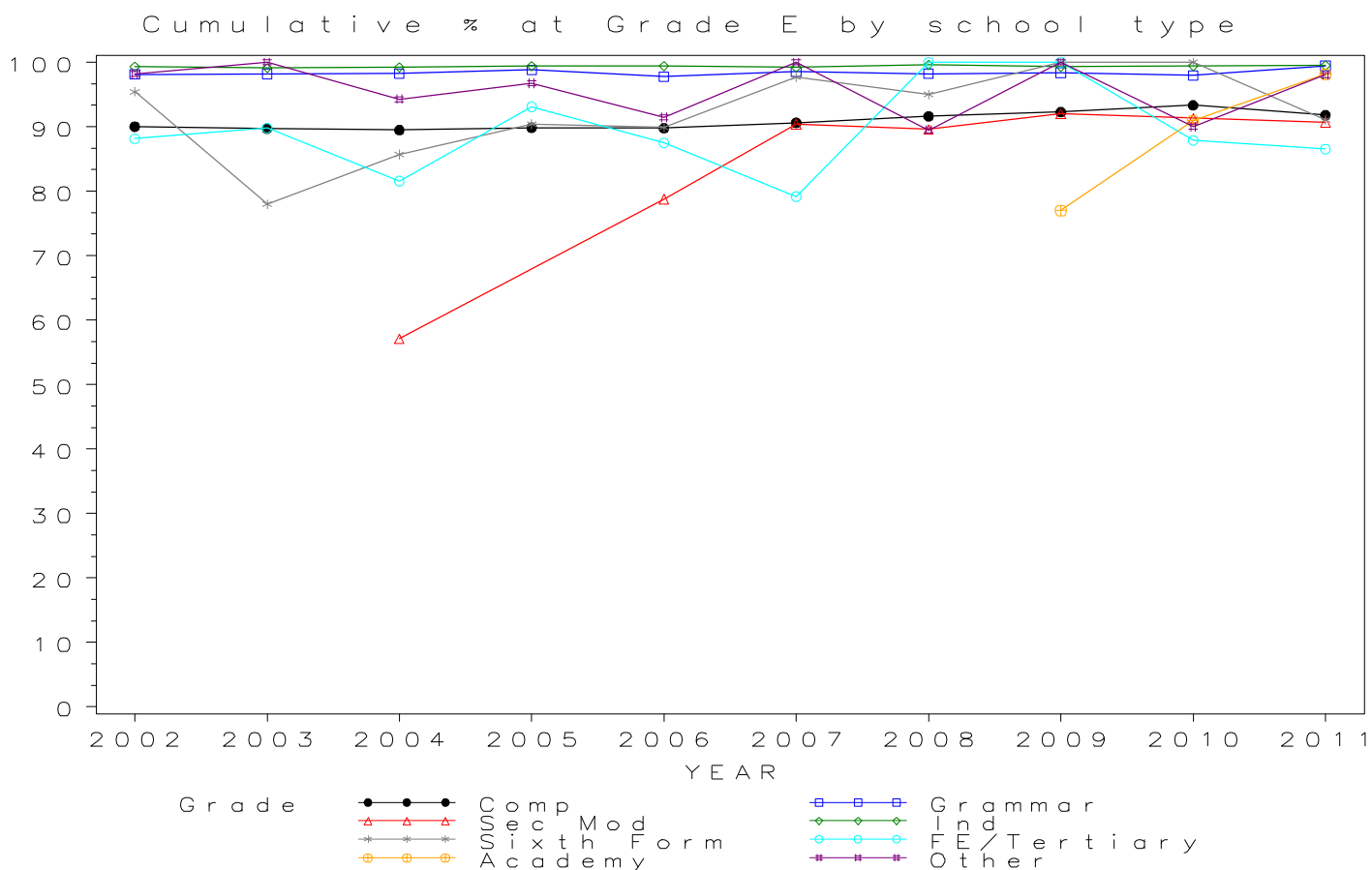


GCSE CLASSICAL SUBJECTS Grade E by school type 2002-2011 Cumulative Percentages

School type	2002	2003	2004	2005	2006	2007	2008	2009	2010	2011
Comprehensive	90.0	89.7	89.5	89.8	89.8	90.6	91.6	92.3	93.3	91.8
Grammar	98.1	98.2	98.2	98.9	97.8	98.6	98.2	98.4	98.0	99.5
Sec Mod	.	.	57.1	.	78.8	90.4	89.6	92.0	91.3	90.7
Independent	99.3	99.1	99.2	99.4	99.4	99.2	99.6	99.3	99.4	99.5
Sixth Form	95.5	78.0	85.7	90.4	89.9	97.7	95.0	100.0	100.0	91.1
FE/Tertiary	88.1	89.8	81.6	93.1	87.5	79.2	100.0	100.0	87.9	86.5
Academy	77.0	91.0	98.2
Other	98.2	100.0	94.3	96.8	91.5	100.0	89.5	100.0	90.0	98.0

Cumulative Numbers

School type	2002	2003	2004	2005	2006	2007	2008	2009	2010	2011
Comprehensive	2967	3126	3005	3071	3092	2946	3104	2902	2785	1857
Grammar	2256	2392	2133	2068	2352	2125	2321	2383	2234	1117
Sec Mod	0	0	4	0	26	66	95	115	95	88
Independent	9712	9799	9881	9955	10195	10328	10043	9408	10162	9331
Sixth Form	42	39	42	66	80	42	57	63	42	92
FE/Tertiary	52	44	31	27	28	19	5	8	29	45
Academy	67	151	1424
Other	55	35	33	60	43	18	34	30	45	50

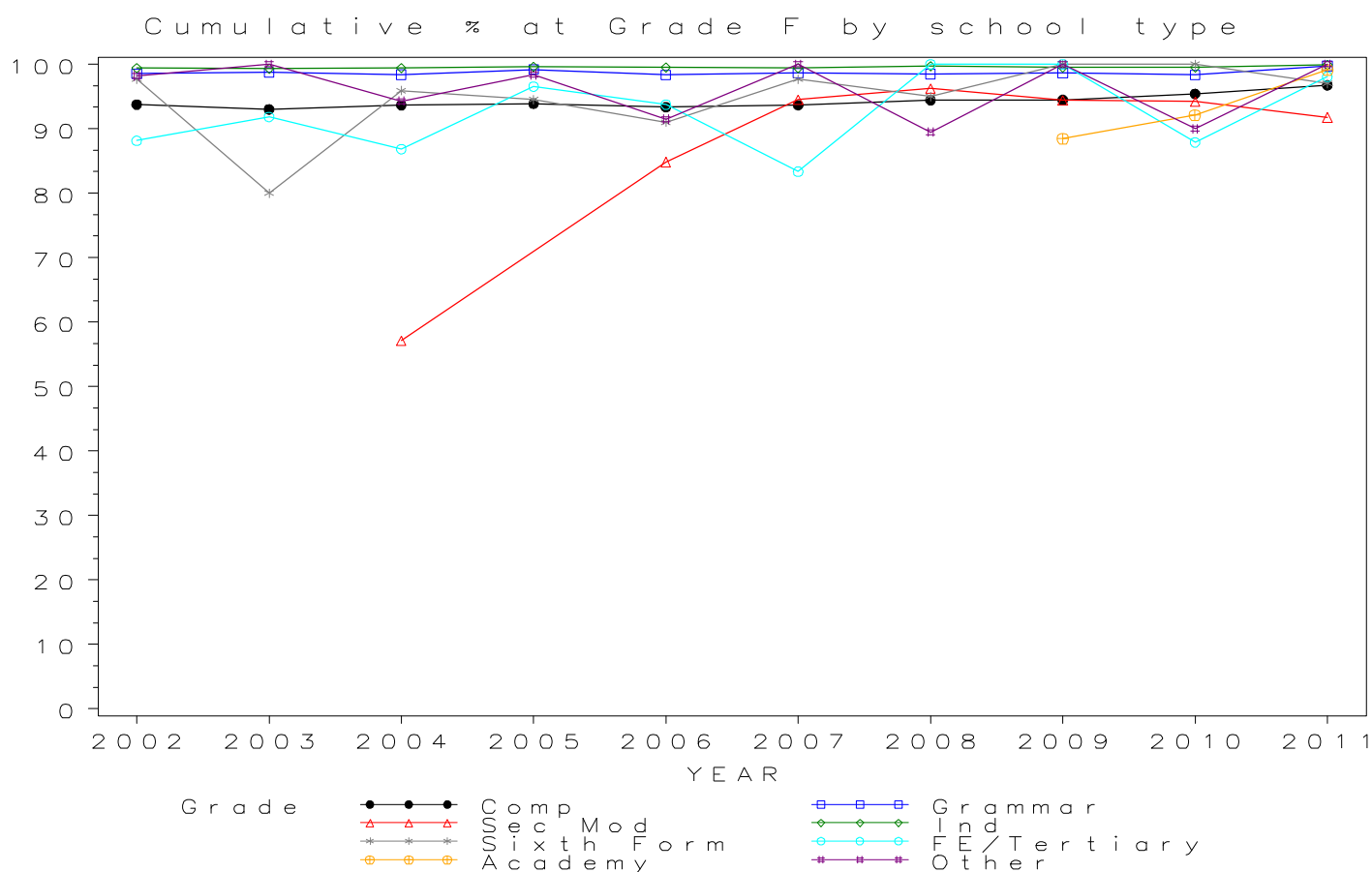


GCSE CLASSICAL SUBJECTS Grade F by school type 2002- 2011 Cumulative Percentages

School type	2002	2003	2004	2005	2006	2007	2008	2009	2010	2011
Comprehensive	93.8	93.0	93.7	93.9	93.4	93.7	94.4	94.5	95.4	96.7
Grammar	98.6	98.7	98.4	99.2	98.4	98.7	98.5	98.7	98.3	99.7
Sec Mod	.	.	57.1	.	84.8	94.5	96.2	94.4	94.2	91.8
Independent	99.4	99.3	99.4	99.6	99.5	99.4	99.7	99.5	99.5	99.9
Sixth Form	97.7	80.0	95.9	94.5	91.0	97.7	95.0	100.0	100.0	97.0
FE/Tertiary	88.1	91.8	86.8	96.6	93.8	83.3	100.0	100.0	87.9	98.1
Academy	88.5	92.2	99.1
Other	98.2	100.0	94.3	98.4	91.5	100.0	89.5	100.0	90.0	100.0

Cumulative Numbers

School type	2002	2003	2004	2005	2006	2007	2008	2009	2010	2011
Comprehensive	3090	3241	3145	3209	3215	3045	3199	2971	2847	1957
Grammar	2266	2405	2136	2075	2366	2127	2327	2390	2242	1120
Sec Mod	0	0	4	0	28	69	102	118	98	89
Independent	9721	9819	9901	9975	10206	10349	10053	9427	10172	9369
Sixth Form	43	40	47	69	81	42	57	63	42	98
FE/Tertiary	52	45	33	28	30	20	5	8	29	51
Academy	77	153	1437
Other	55	35	33	61	43	18	34	30	45	51

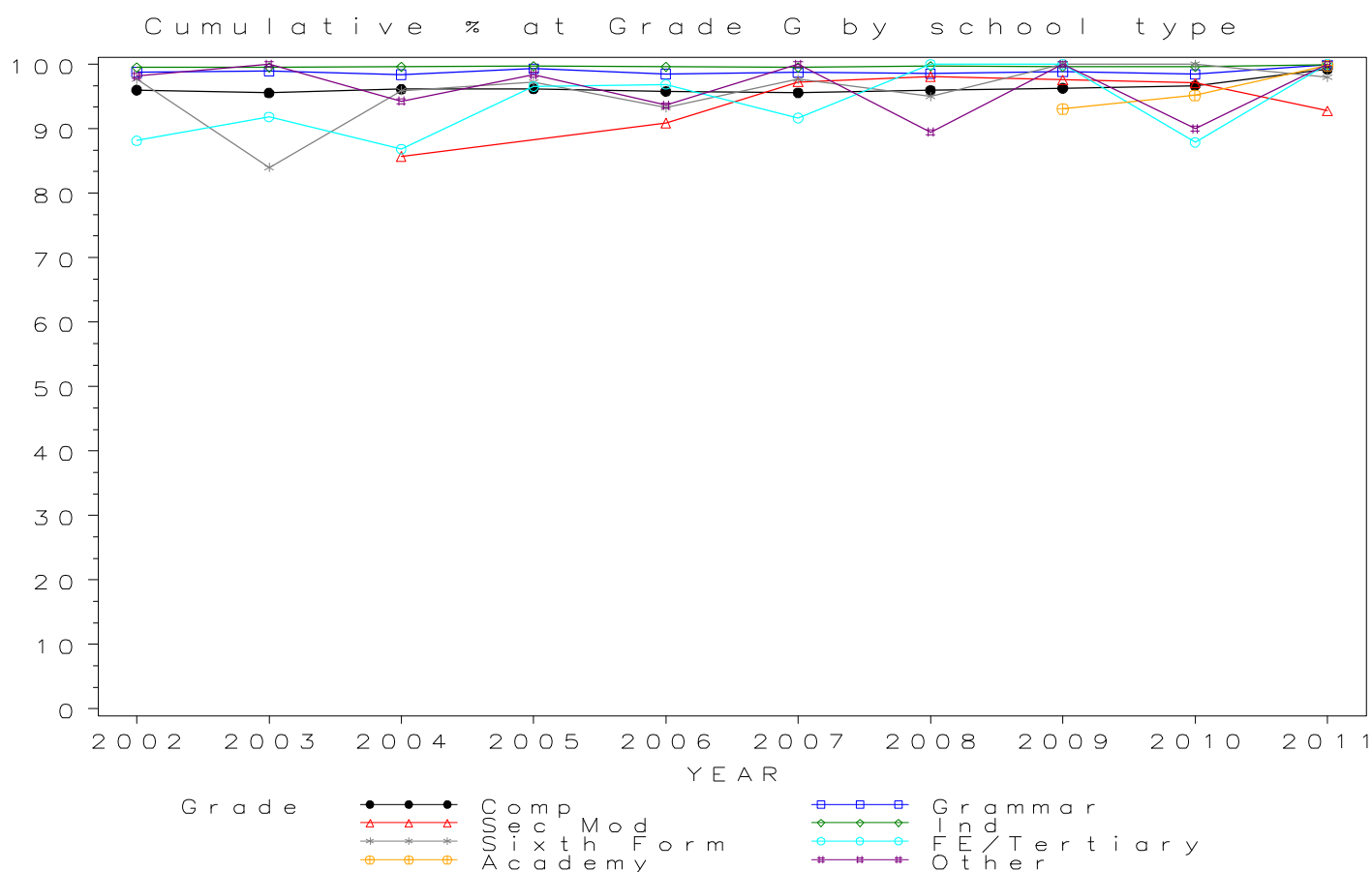


GCSE CLASSICAL SUBJECTS Grade G by school type 2002- 2011 Cumulative Percentages

School type	2002	2003	2004	2005	2006	2007	2008	2009	2010	2011
Comprehensive	96.0	95.6	96.1	96.2	95.8	95.6	96.0	96.3	96.7	99.2
Grammar	98.8	98.9	98.4	99.3	98.5	98.7	98.5	98.8	98.4	99.9
Sec Mod	.	.	85.7	.	90.9	97.3	98.1	97.6	97.1	92.8
Independent	99.5	99.5	99.6	99.7	99.6	99.5	99.7	99.6	99.6	99.9
Sixth Form	97.7	84.0	95.9	97.3	93.3	97.7	95.0	100.0	100.0	98.0
FE/Tertiary	88.1	91.8	86.8	96.6	96.9	91.7	100.0	100.0	87.9	100.0
Academy	93.1	95.2	99.8
Other	98.2	100.0	94.3	98.4	93.6	100.0	89.5	100.0	90.0	100.0

Cumulative Numbers

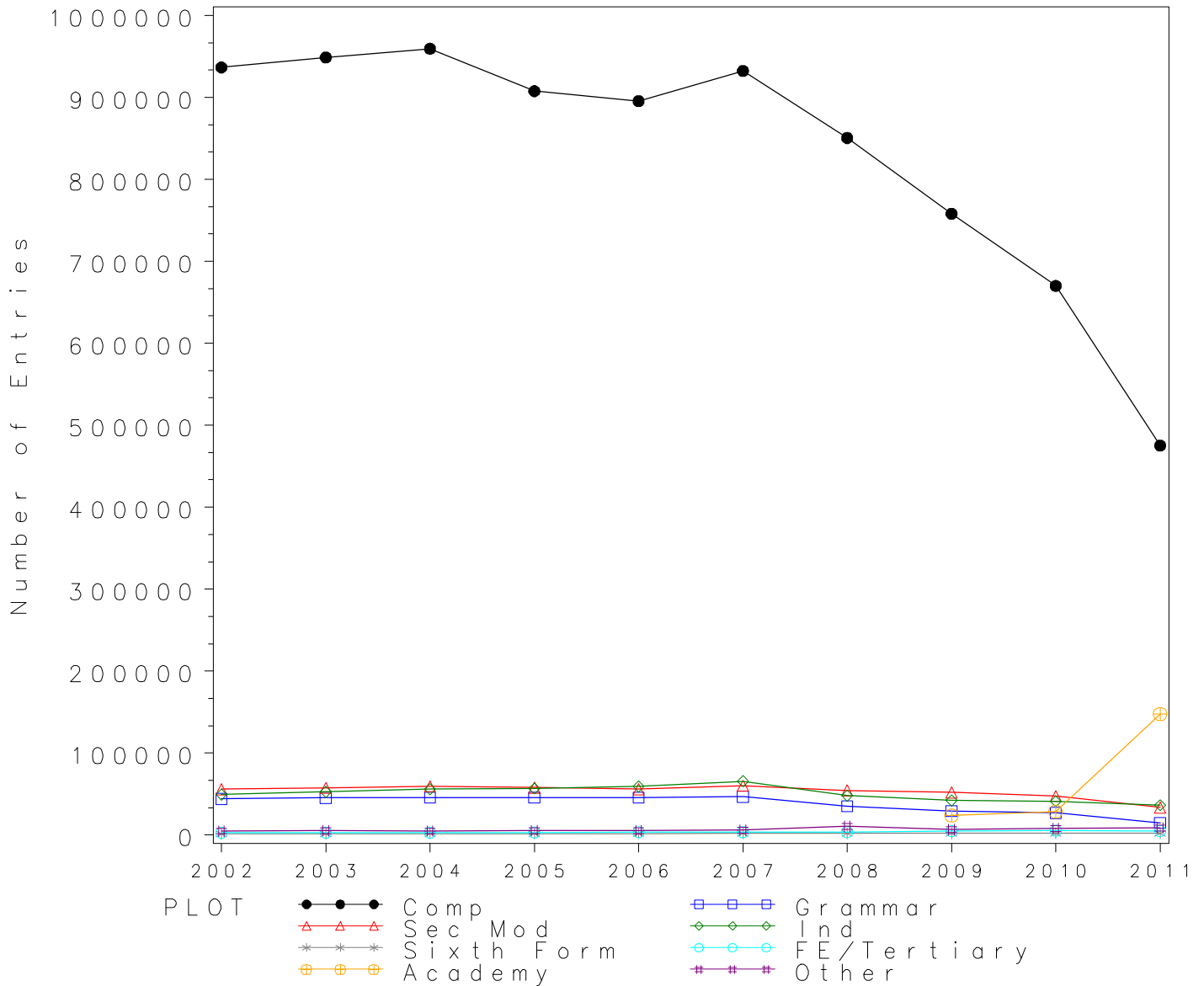
School type	2002	2003	2004	2005	2006	2007	2008	2009	2010	2011
Comprehensive	3164	3330	3228	3288	3299	3107	3251	3028	2885	2007
Grammar	2271	2410	2136	2078	2369	2129	2328	2394	2244	1122
Sec Mod	0	0	6	0	30	71	104	122	101	90
Independent	9731	9839	9921	9985	10216	10359	10053	9436	10182	9369
Sixth Form	43	42	47	71	83	42	57	63	42	99
FE/Tertiary	52	45	33	28	31	22	5	8	29	52
Academy	81	158	1447
Other	55	35	33	61	44	18	34	30	45	51



Numbers of GCSE entries in COMBINED SCIENCE by school type 2002- 2011

School type	2002	2003	2004	2005	2006	2007	2008	2009	2010	2011
Comprehensive	936627	948756	959424	907664	895375	932306	850498	758108	670130	475362
Grammar	44272	45303	45781	45714	45829	46842	35224	29313	26982	14763
Sec Mod	55975	57739	59730	58131	55860	60252	54491	52035	47877	33828
Independent	49303	52632	56187	56992	59316	65682	48194	42053	41306	36527
Sixth Form	1352	1529	1635	1654	1793	2111	2165	2035	2126	2125
FE/Tertiary	2694	2956	2859	3182	3482	3604	3669	4816	5488	5052
Academy	23875	28806	147771
Other	4887	5383	5008	5474	5438	6100	10565	6604	7945	8694

GCSE COMBINED SCIENCE Entries by school type 2002–2011



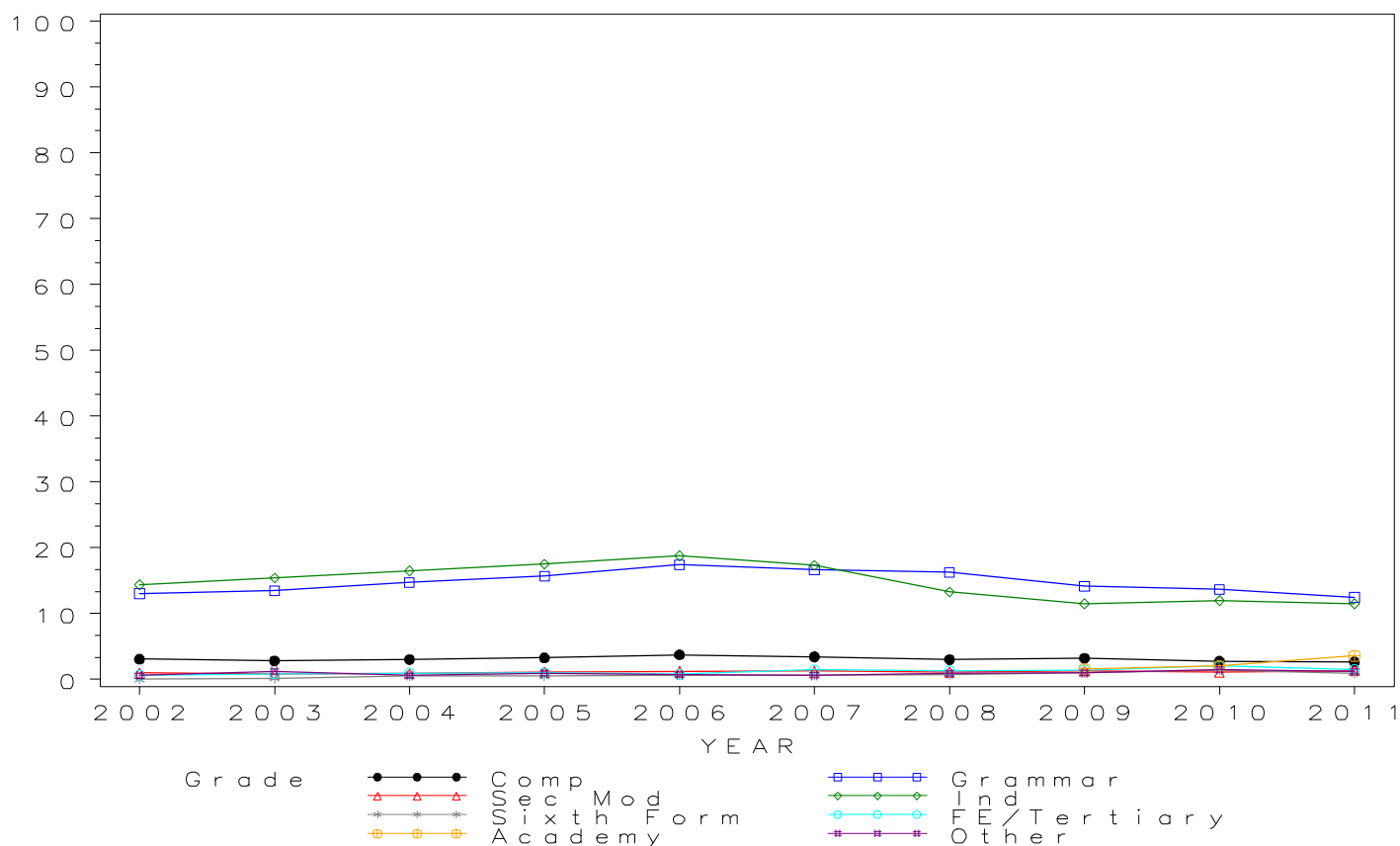
GCSE COMBINED SCIENCE Grade A* by school type 2002-2011 Cumulative Percentages

School type	2002	2003	2004	2005	2006	2007	2008	2009	2010	2011
Comprehensive	3.1	2.8	3.0	3.3	3.7	3.4	3.0	3.2	2.8	2.7
Grammar	13.0	13.5	14.7	15.7	17.4	16.6	16.3	14.2	13.7	12.5
Sec Mod	1.0	0.8	0.9	1.1	1.2	1.3	1.1	1.3	1.1	1.3
Independent	14.4	15.4	16.5	17.5	18.8	17.3	13.3	11.5	12.0	11.5
Sixth Form	0.0	0.1	0.5	0.5	0.6	0.6	0.7	1.0	1.4	0.9
FE/Tertiary	0.6	0.8	0.9	1.0	0.8	1.4	1.3	1.4	2.0	1.5
Academy	1.6	2.1	3.6
Other	0.6	1.2	0.6	0.9	0.7	0.6	0.9	1.0	1.5	1.2

Cumulative Numbers

School type	2002	2003	2004	2005	2006	2007	2008	2009	2010	2011
Comprehensive	28908	26824	29047	29700	33505	31973	25649	24259	18519	12698
Grammar	5777	6108	6746	7177	7993	7796	5724	4155	3691	1842
Sec Mod	561	486	539	654	682	771	620	652	540	452
Independent	7100	8105	9271	9974	11151	11363	6410	4836	4957	4201
Sixth Form	0	2	8	8	11	13	15	20	30	19
FE/Tertiary	17	25	27	32	27	52	49	68	112	77
Academy	382	605	5320
Other	29	65	30	49	38	37	95	66	119	104

Cumulative % at Grade A* by school type



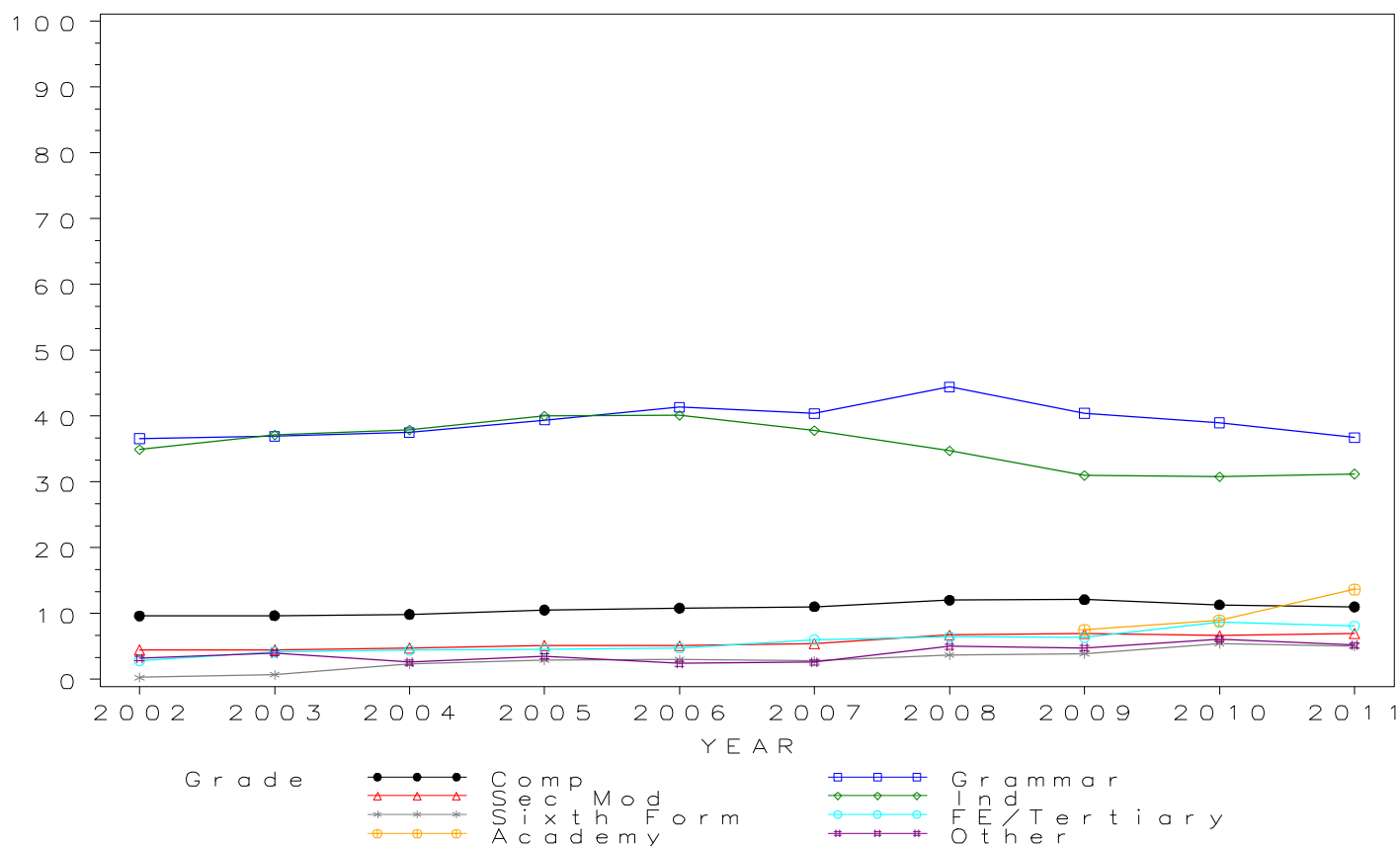
GCSE COMBINED SCIENCE Grade A by school type 2002-2011 Cumulative Percentages

School type	2002	2003	2004	2005	2006	2007	2008	2009	2010	2011
Comprehensive	9.7	9.7	9.9	10.5	10.8	11.0	12.0	12.1	11.3	11.0
Grammar	36.6	36.9	37.5	39.4	41.3	40.4	44.5	40.4	39.0	36.7
Sec Mod	4.5	4.5	4.8	5.2	5.1	5.4	6.8	7.0	6.7	7.0
Independent	34.9	37.1	37.9	40.0	40.1	37.8	34.7	31.0	30.8	31.2
Sixth Form	0.3	0.7	2.4	2.9	3.0	2.8	3.7	3.9	5.4	5.1
FE/Tertiary	2.9	4.2	4.4	4.6	4.8	6.0	6.5	6.4	8.7	8.1
Academy	7.5	9.0	13.7
Other	3.2	4.0	2.6	3.5	2.4	2.6	5.0	4.8	6.1	5.2

Cumulative Numbers

School type	2002	2003	2004	2005	2006	2007	2008	2009	2010	2011
Comprehensive	90423	91985	94816	95684	97060	102994	102416	91917	75969	52427
Grammar	16200	16734	17169	18011	18943	18916	15658	11850	10519	5423
Sec Mod	2523	2588	2861	3011	2873	3277	3683	3627	3197	2364
Independent	17207	19526	21295	22797	23786	24828	16723	13036	12722	11396
Sixth Form	4	11	39	48	54	59	80	79	115	108
FE/Tertiary	77	124	127	145	167	218	238	309	475	410
Academy	1791	2593	20245
Other	156	215	130	192	131	159	528	317	485	452

Cumulative % at Grade A by school type



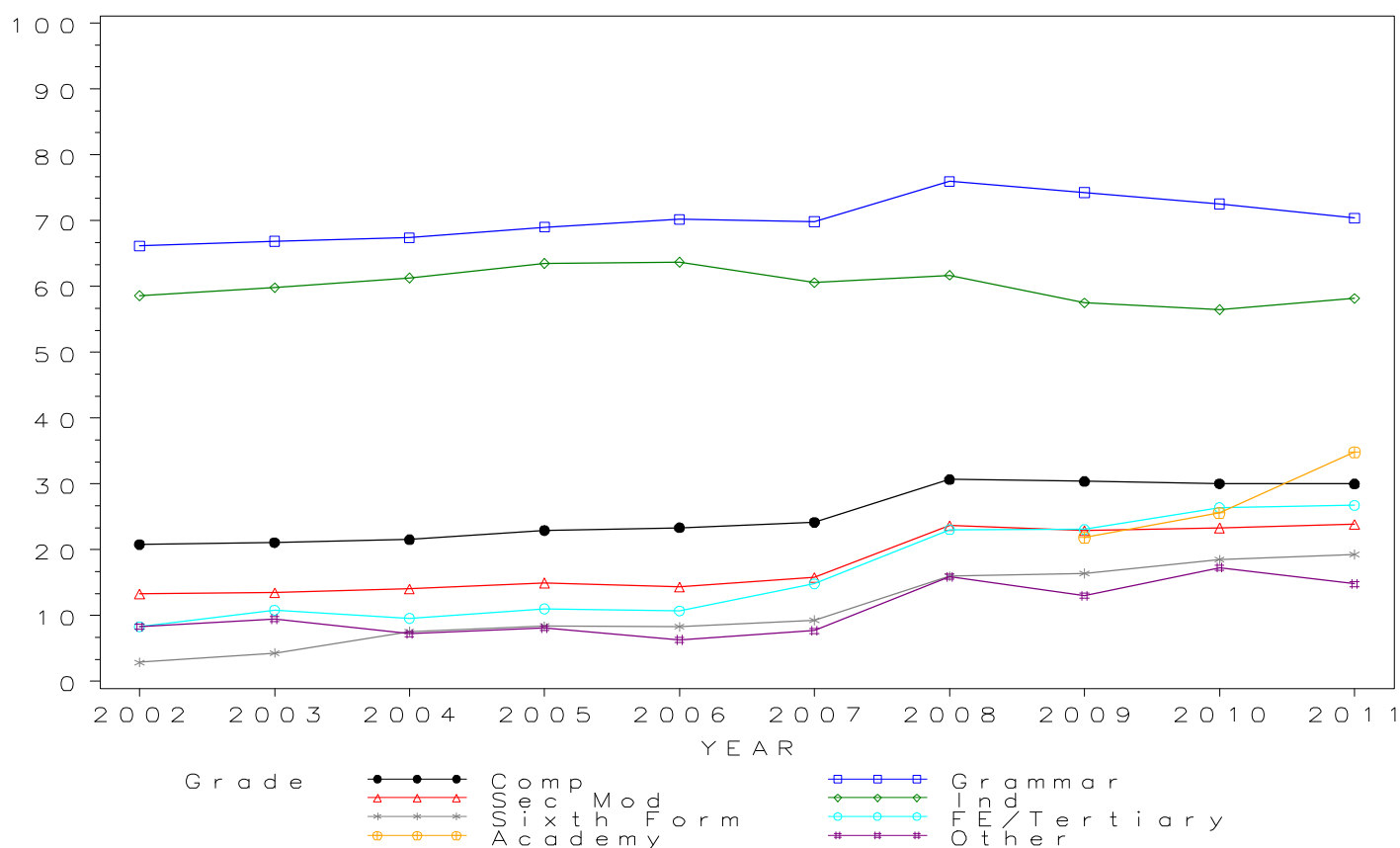
GCSE COMBINED SCIENCE Grade B by school type 2002-2011 Cumulative Percentages

School type	2002	2003	2004	2005	2006	2007	2008	2009	2010	2011
Comprehensive	20.8	21.1	21.5	22.9	23.4	24.2	30.7	30.4	30.0	30.0
Grammar	66.1	66.9	67.4	69.0	70.2	69.8	76.0	74.3	72.5	70.4
Sec Mod	13.3	13.5	14.1	15.0	14.4	15.8	23.7	22.9	23.3	23.8
Independent	58.6	59.8	61.3	63.5	63.7	60.6	61.7	57.5	56.5	58.2
Sixth Form	2.9	4.3	7.6	8.4	8.3	9.3	16.0	16.4	18.5	19.3
FE/Tertiary	8.3	10.8	9.6	11.0	10.7	14.8	23.1	23.1	26.4	26.7
Academy	21.9	25.6	34.8
Other	8.3	9.5	7.2	8.1	6.3	7.7	15.9	13.0	17.3	14.8

Cumulative Numbers

School type	2002	2003	2004	2005	2006	2007	2008	2009	2010	2011
Comprehensive	194846	200184	206602	208189	209072	225319	260786	230265	201287	142613
Grammar	29284	30289	30857	31543	32165	32716	26764	21768	19570	10392
Sec Mod	7452	7774	8397	8701	8023	9522	12888	11923	11167	8067
Independent	28892	31474	34443	36190	37784	39803	29736	24180	23338	21259
Sixth Form	39	66	124	139	149	196	346	334	393	410
FE/Tertiary	224	320	274	351	373	535	846	1111	1449	1351
Academy	5229	7374	51424
Other	406	511	361	443	343	470	1680	859	1374	1287

Cumulative % at Grade B by school type



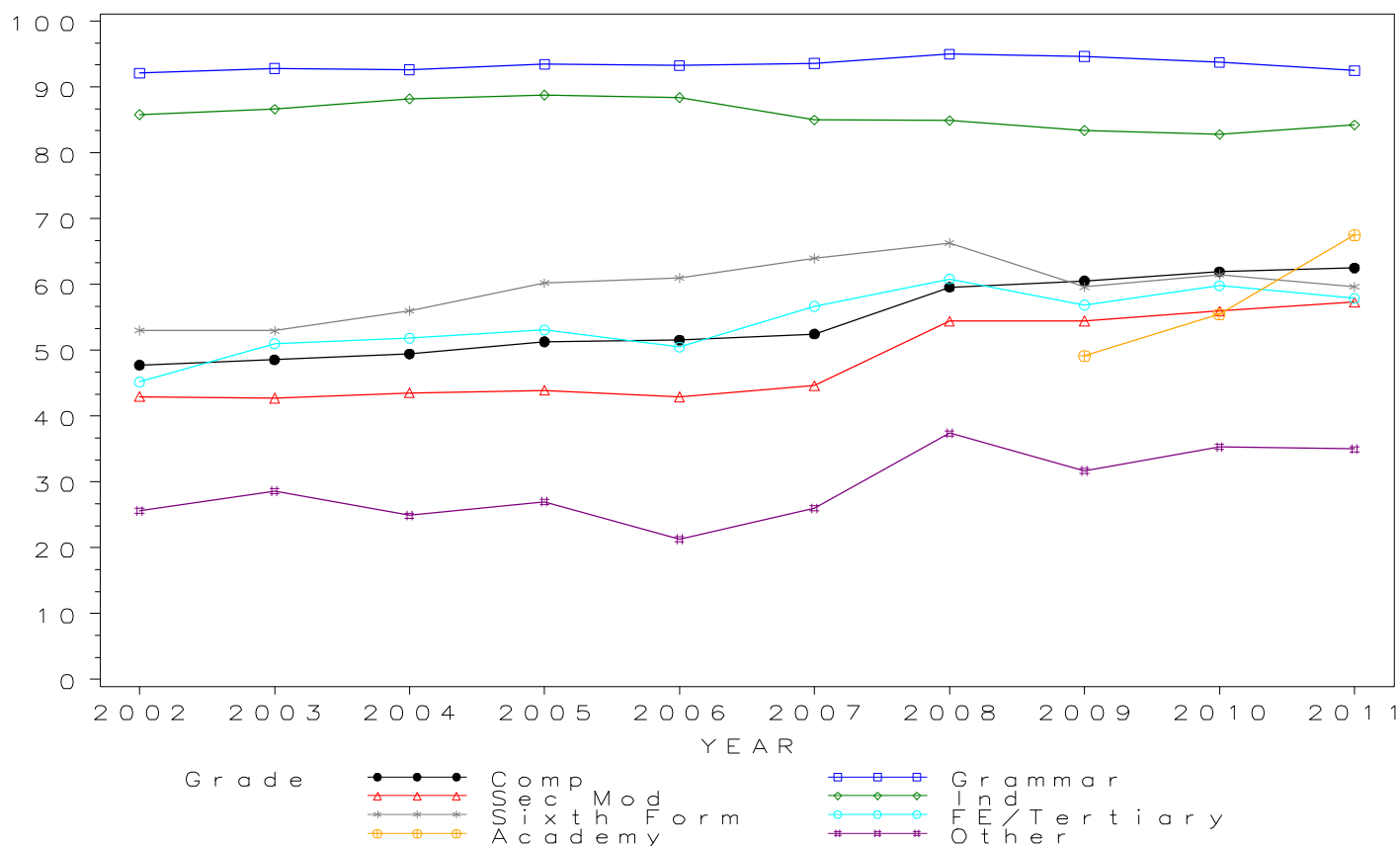
GCSE COMBINED SCIENCE Grade C by school type 2002-2011 Cumulative Percentages

School type	2002	2003	2004	2005	2006	2007	2008	2009	2010	2011
Comprehensive	47.7	48.6	49.5	51.3	51.5	52.5	59.6	60.5	61.9	62.5
Grammar	92.1	92.8	92.6	93.5	93.3	93.6	95.0	94.7	93.7	92.5
Sec Mod	43.0	42.7	43.5	43.9	42.9	44.6	54.4	54.5	56.0	57.3
Independent	85.8	86.6	88.2	88.8	88.4	85.0	84.9	83.4	82.8	84.2
Sixth Form	53.0	53.0	56.0	60.2	61.0	64.0	66.3	59.6	61.5	59.6
FE/Tertiary	45.2	51.0	51.8	53.1	50.5	56.7	60.8	56.9	59.8	57.9
Academy	49.2	55.5	67.5
Other	25.6	28.6	24.9	27.0	21.3	26.0	37.4	31.7	35.3	35.0

Cumulative Numbers

School type	2002	2003	2004	2005	2006	2007	2008	2009	2010	2011
Comprehensive	447233	460701	474475	465667	461550	489191	506801	458994	415122	297105
Grammar	40774	42057	42409	42727	42748	43846	33454	27748	25288	13658
Sec Mod	24044	24671	26003	25530	23979	26877	29649	28349	26801	19394
Independent	42302	45579	49557	50609	52435	55830	40917	35072	34201	30756
Sixth Form	717	810	916	996	1094	1351	1435	1213	1307	1267
FE/Tertiary	1217	1508	1482	1689	1758	2043	2232	2739	3283	2924
Academy	11747	15987	99745
Other	1251	1540	1247	1478	1158	1586	3951	2093	2805	3043

Cumulative % at Grade C by school type

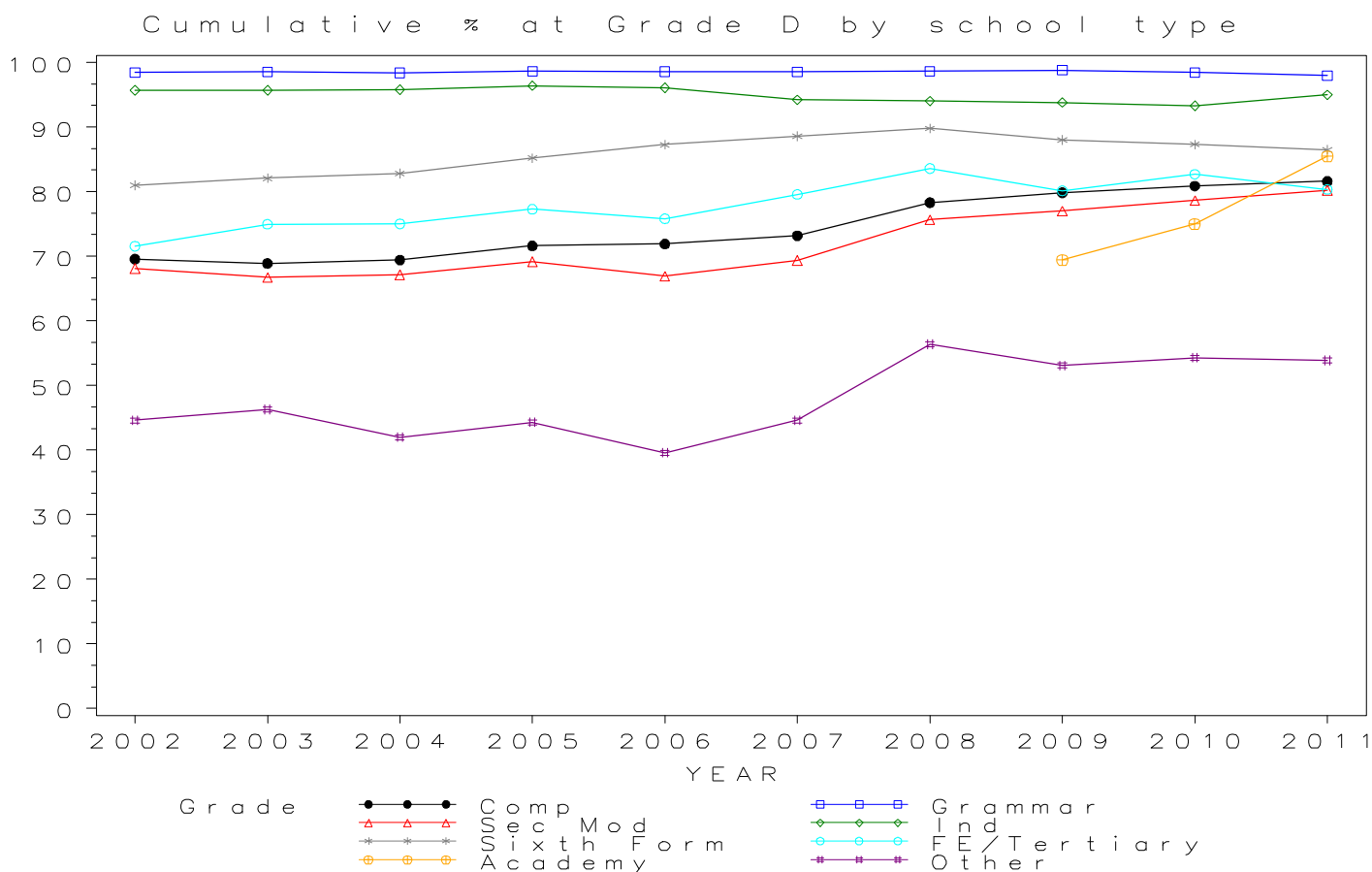


GCSE COMBINED SCIENCE Grade D by school type 2002-2011 Cumulative Percentages

School type	2002	2003	2004	2005	2006	2007	2008	2009	2010	2011
Comprehensive	69.6	68.9	69.4	71.6	71.9	73.2	78.3	79.8	80.9	81.6
Grammar	98.5	98.5	98.4	98.6	98.6	98.6	98.6	98.8	98.4	98.0
Sec Mod	68.1	66.7	67.2	69.2	66.9	69.4	75.7	77.0	78.7	80.2
Independent	95.7	95.7	95.8	96.4	96.1	94.2	94.0	93.8	93.3	95.0
Sixth Form	81.0	82.1	82.8	85.2	87.3	88.6	89.8	88.0	87.3	86.5
FE/Tertiary	71.6	75.0	75.0	77.3	75.8	79.6	83.6	80.1	82.7	80.3
Academy	69.4	75.0	85.5
Other	44.6	46.3	42.0	44.3	39.6	44.6	56.4	53.1	54.3	53.9

Cumulative Numbers

School type	2002	2003	2004	2005	2006	2007	2008	2009	2010	2011
Comprehensive	651495	653686	666025	650004	643812	682206	665979	605309	542020	387971
Grammar	43594	44638	45049	45089	45175	46171	34745	28961	26559	14462
Sec Mod	38127	38529	40118	40219	37397	41793	41225	40069	37660	27136
Independent	47183	50369	53827	54940	57003	61872	45302	39446	38538	34701
Sixth Form	1095	1255	1354	1409	1565	1870	1944	1791	1856	1838
FE/Tertiary	1928	2216	2145	2459	2640	2868	3067	3860	4539	4059
Academy	16569	21605	126344
Other	2180	2492	2103	2425	2153	2721	5959	3507	4314	4686

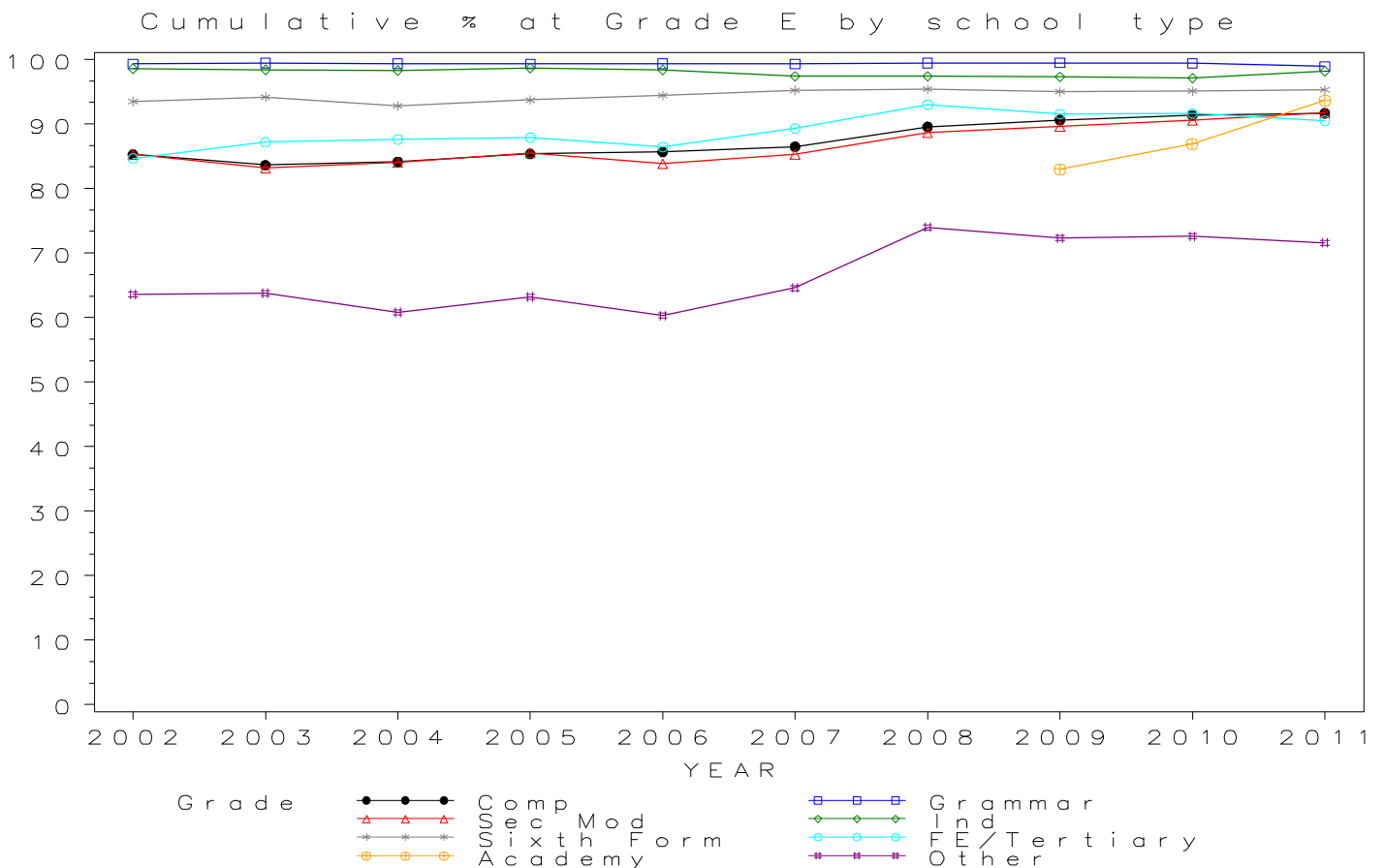


*GCSE COMBINED SCIENCE Grade E by school type 2002-2011
Cumulative Percentages*

School type	2002	2003	2004	2005	2006	2007	2008	2009	2010	2011
Comprehensive	85.3	83.6	84.2	85.4	85.7	86.5	89.6	90.6	91.3	91.7
Grammar	99.3	99.5	99.4	99.3	99.4	99.3	99.4	99.5	99.4	98.9
Sec Mod	85.3	83.2	84.0	85.5	83.9	85.3	88.6	89.7	90.6	91.7
Independent	98.6	98.4	98.3	98.7	98.4	97.4	97.4	97.3	97.1	98.2
Sixth Form	93.5	94.2	92.8	93.7	94.4	95.2	95.4	95.0	95.1	95.3
FE/Tertiary	84.7	87.2	87.6	87.9	86.4	89.3	93.0	91.5	91.6	90.5
Academy	83.0	86.9	93.7
Other	63.6	63.8	60.8	63.2	60.3	64.6	74.0	72.3	72.6	71.6

Cumulative Numbers

School type	2002	2003	2004	2005	2006	2007	2008	2009	2010	2011
Comprehensive	798519	793327	807359	774756	766998	806312	761729	686999	612077	435778
Grammar	43963	45060	45491	45410	45541	46515	35027	29159	26829	14607
Sec Mod	47749	48029	50203	49724	46847	51389	48289	46655	43362	31020
Independent	48613	51790	55232	56251	58367	63974	46941	40918	40108	35870
Sixth Form	1264	1440	1517	1550	1693	2010	2065	1933	2022	2025
FE/Tertiary	2281	2577	2505	2797	3010	3219	3412	4409	5029	4573
Academy	19816	25032	138461
Other	3108	3434	3045	3460	3279	3941	7818	4775	5768	6225

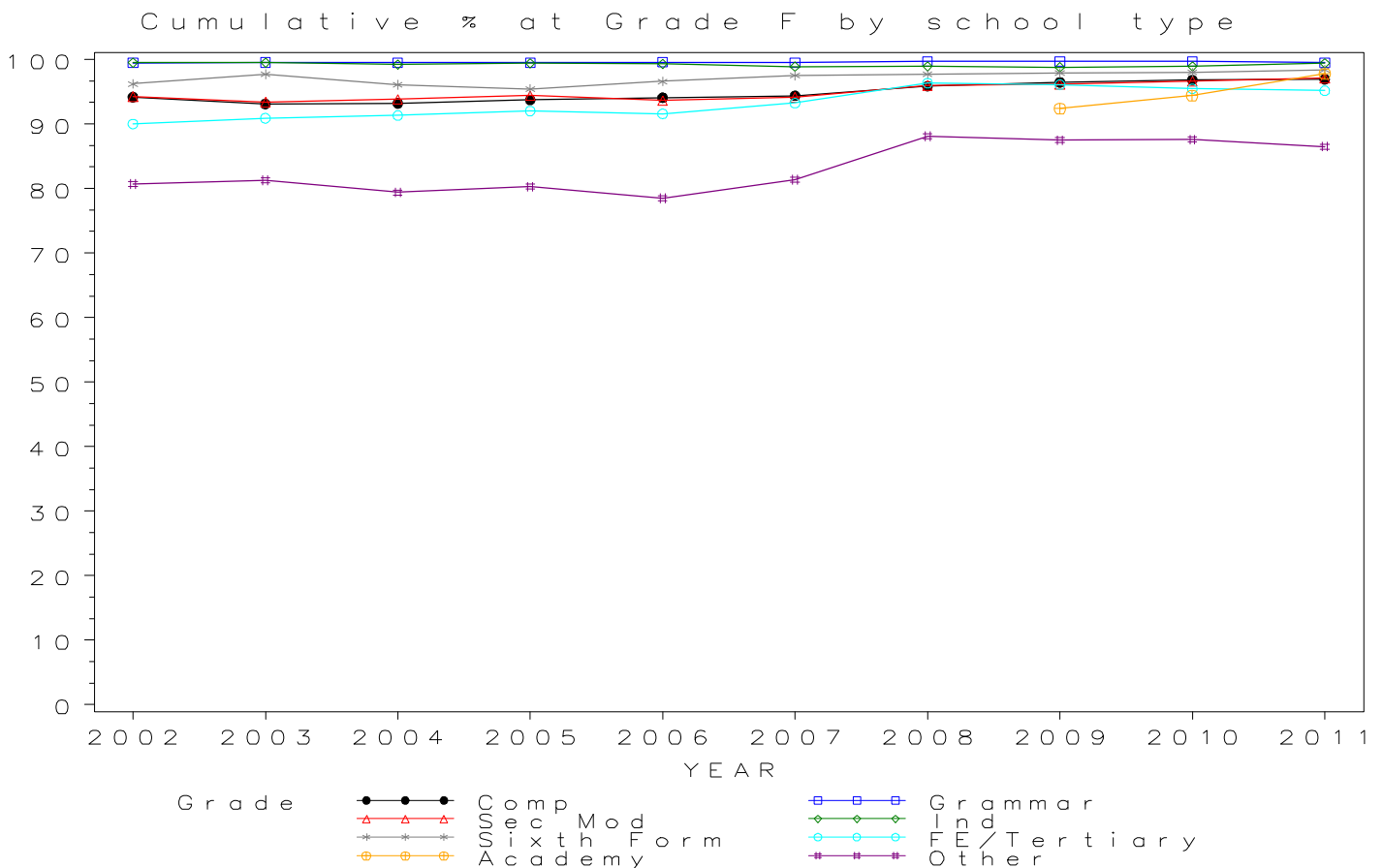


*GCSE COMBINED SCIENCE Grade F by school type 2002-2011
Cumulative Percentages*

School type	2002	2003	2004	2005	2006	2007	2008	2009	2010	2011
Comprehensive	94.2	93.1	93.2	93.7	94.1	94.4	95.9	96.5	96.8	96.9
Grammar	99.5	99.6	99.5	99.5	99.6	99.5	99.7	99.7	99.7	99.5
Sec Mod	94.3	93.4	93.8	94.4	93.6	94.2	96.0	96.1	96.7	97.1
Independent	99.5	99.5	99.2	99.4	99.3	98.9	98.9	98.8	98.9	99.4
Sixth Form	96.2	97.7	96.1	95.4	96.6	97.5	97.7	97.9	98.0	98.4
FE/Tertiary	90.0	90.9	91.3	92.0	91.6	93.2	96.3	96.1	95.5	95.2
Academy	92.4	94.4	97.8
Other	80.7	81.3	79.4	80.3	78.5	81.4	88.1	87.5	87.6	86.5

Cumulative Numbers

School type	2002	2003	2004	2005	2006	2007	2008	2009	2010	2011
Comprehensive	882027	883418	894210	850793	842370	879907	815402	731272	648871	460831
Grammar	44037	45106	45552	45486	45631	46608	35120	29228	26901	14690
Sec Mod	52761	53917	56040	54872	52308	56731	52300	50017	46277	32863
Independent	49056	52369	55738	56650	58901	64959	47664	41548	40852	36308
Sixth Form	1301	1494	1571	1578	1732	2058	2115	1992	2083	2091
FE/Tertiary	2425	2687	2611	2928	3189	3360	3535	4628	5239	4808
Academy	22061	27193	144520
Other	3944	4376	3976	4396	4269	4965	9308	5779	6960	7520

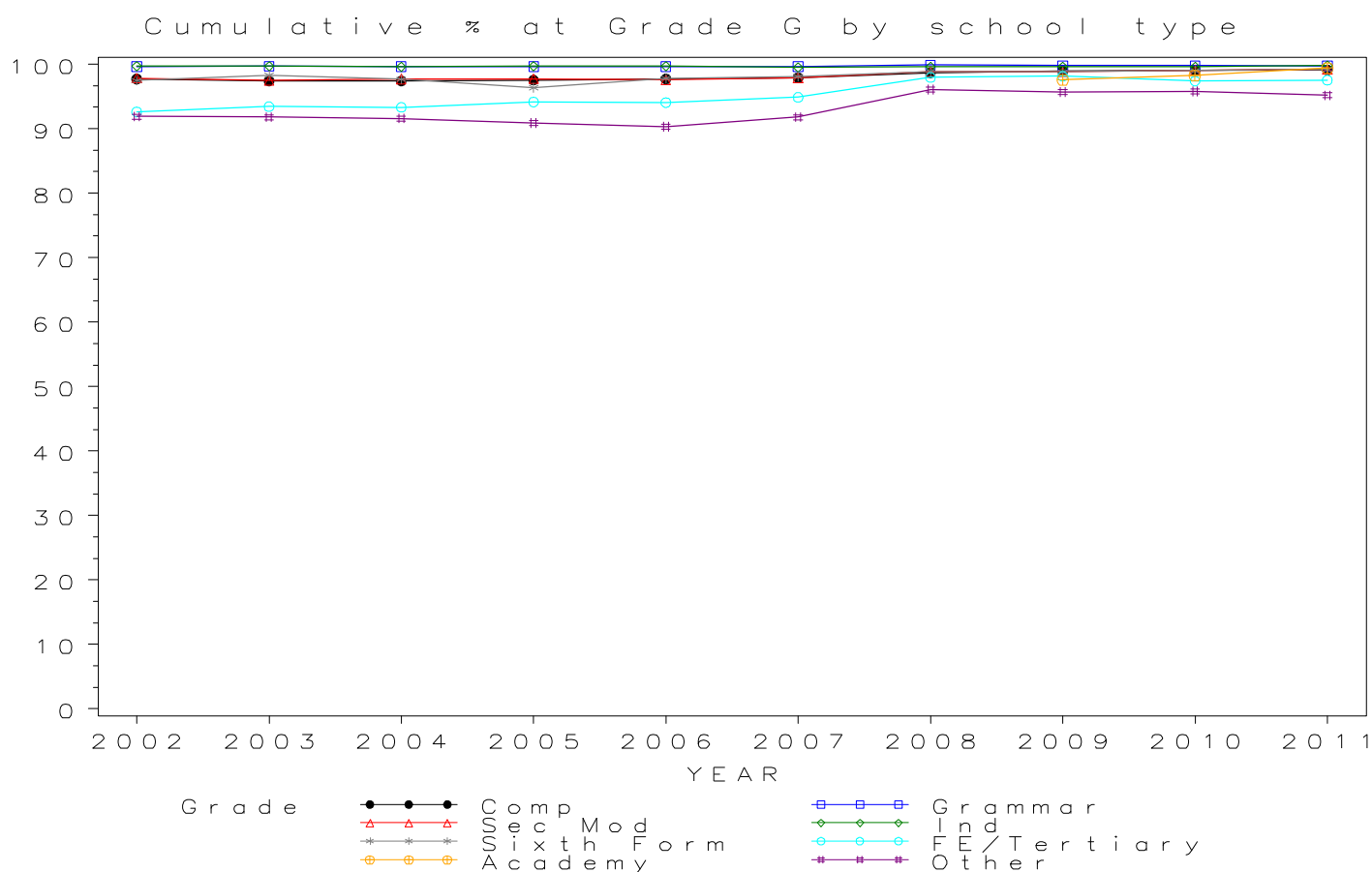


GCSE COMBINED SCIENCE Grade G by school type 2002-2011 Cumulative Percentages

School type	2002	2003	2004	2005	2006	2007	2008	2009	2010	2011
Comprehensive	97.7	97.4	97.4	97.6	97.7	97.9	98.7	99.0	99.1	99.1
Grammar	99.6	99.7	99.6	99.6	99.6	99.6	99.9	99.8	99.8	99.7
Sec Mod	97.8	97.5	97.7	97.7	97.6	97.9	98.9	98.8	99.1	99.2
Independent	99.7	99.7	99.6	99.7	99.7	99.5	99.6	99.6	99.6	99.8
Sixth Form	97.5	98.3	97.7	96.4	97.8	98.1	98.9	98.8	99.0	99.2
FE/Tertiary	92.6	93.4	93.3	94.2	94.1	94.9	98.0	98.1	97.4	97.5
Academy	97.6	98.3	99.4
Other	91.9	91.8	91.6	90.9	90.3	91.8	96.1	95.7	95.8	95.2

Cumulative Numbers

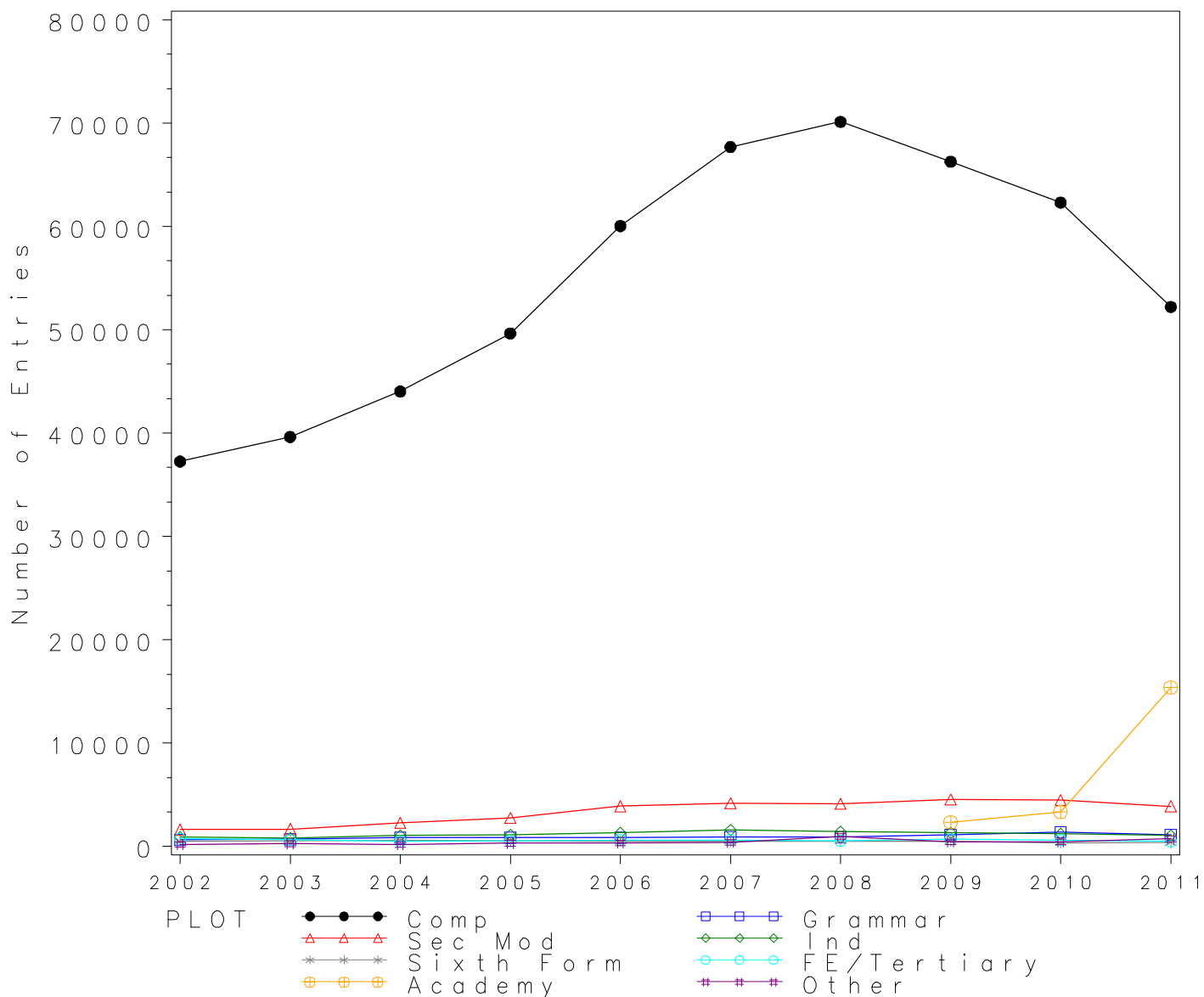
School type	2002	2003	2004	2005	2006	2007	2008	2009	2010	2011
Comprehensive	915288	924432	934575	885456	875015	912756	839261	750173	663796	471152
Grammar	44110	45167	45613	45547	45662	46670	35178	29257	26920	14723
Sec Mod	54766	56307	58368	56819	54508	59000	53871	51423	47423	33567
Independent	49155	52474	55962	56821	59138	65354	48001	41885	41141	36454
Sixth Form	1318	1503	1597	1594	1754	2071	2141	2011	2105	2108
FE/Tertiary	2495	2762	2668	2996	3275	3419	3594	4726	5345	4928
Academy	23302	28316	146884
Other	4491	4942	4587	4976	4911	5600	10153	6320	7611	8277



Numbers of GCSE entries in COMMUNICATION STUDIES by school type 2002- 2011

School type	2002	2003	2004	2005	2006	2007	2008	2009	2010	2011
Comprehensive	37259	39630	44037	49645	60046	67703	70129	66276	62312	52215
Grammar	628	704	845	856	864	904	903	1128	1400	1131
Sec Mod	1635	1676	2299	2777	3911	4180	4132	4551	4498	3886
Independent	909	812	1080	1117	1316	1585	1417	1335	1231	1078
Sixth Form	481	554	574	564	498	511	507	502	359	376
FE/Tertiary	741	627	515	529	624	623	564	693	611	516
Academy	2360	3330	15392
Other	189	262	182	335	339	412	978	465	458	738

GCSE COMMUNICATION STUDIES Entries by school type 2002–2011



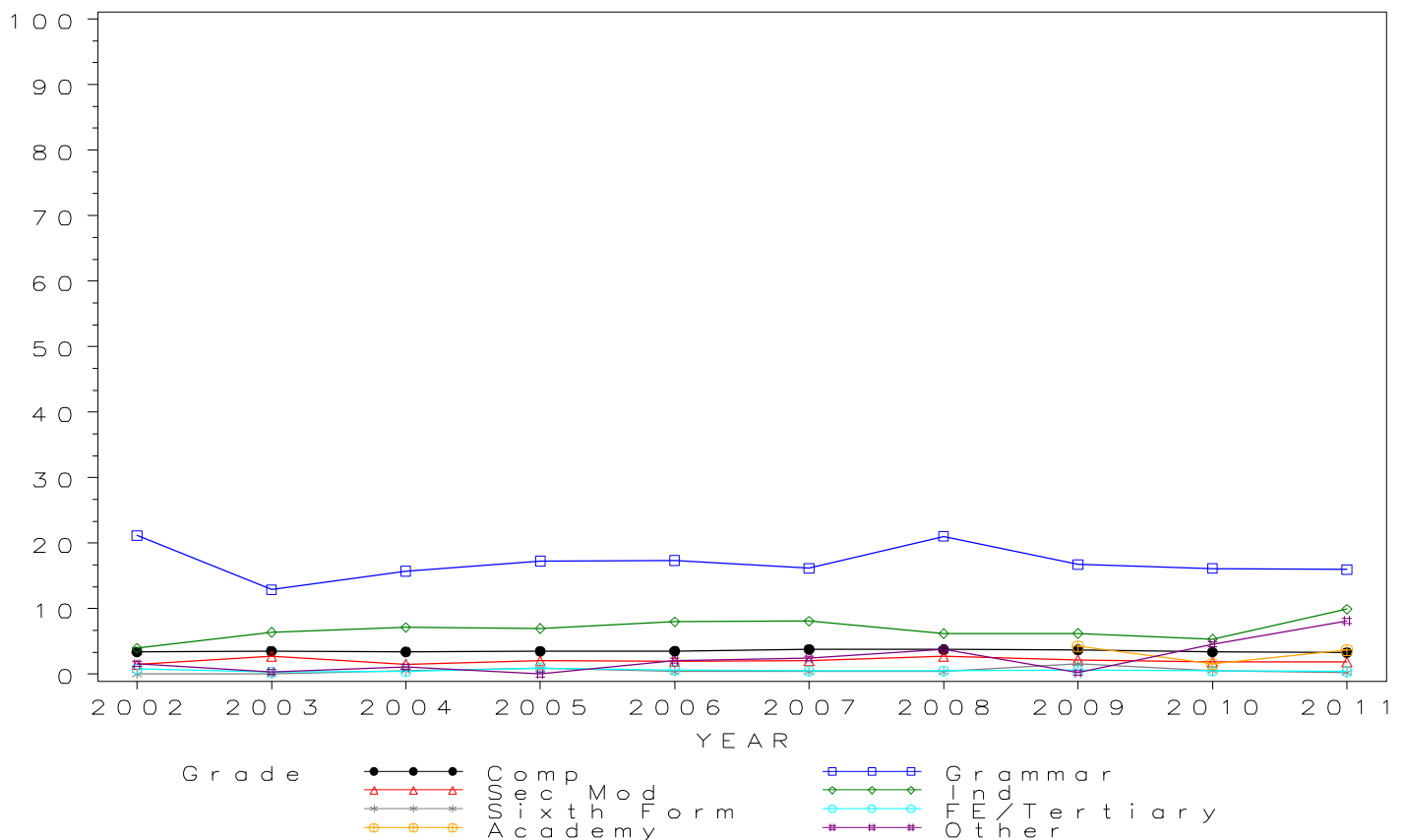
GCSE COMMUNICATION STUDIES Grade A by school type 2002- 2011
Cumulative Percentages*

School type	2002	2003	2004	2005	2006	2007	2008	2009	2010	2011
Comprehensive	3.4	3.5	3.4	3.5	3.5	3.8	3.8	3.7	3.4	3.3
Grammar	21.2	12.9	15.7	17.3	17.4	16.2	21.0	16.8	16.1	16.0
Sec Mod	1.5	2.7	1.5	2.0	2.0	2.0	2.7	2.2	1.9	1.9
Independent	4.0	6.4	7.1	7.0	8.0	8.1	6.2	6.2	5.4	9.9
Sixth Form	0.0	0.0	0.5	0.9	0.4	0.4	0.4	1.6	0.6	0.3
FE/Tertiary	0.8	0.3	0.4	0.9	0.6	0.5	0.5	0.6	0.5	0.4
Academy	4.3	1.6	3.7
Other	1.6	0.4	1.1	0.0	2.1	2.4	3.8	0.2	4.6	8.1

Cumulative Numbers

School type	2002	2003	2004	2005	2006	2007	2008	2009	2010	2011
Comprehensive	1270	1392	1509	1740	2115	2569	2636	2474	2110	1733
Grammar	133	91	133	148	150	146	190	189	226	181
Sec Mod	24	46	35	56	77	85	113	99	84	72
Independent	36	52	77	78	105	128	88	83	66	107
Sixth Form	0	0	3	5	2	2	2	8	2	1
FE/Tertiary	6	2	2	5	4	3	3	4	3	2
Academy	101	53	570
Other	3	1	2	0	7	10	37	1	21	60

Cumulative % at Grade A* by school type



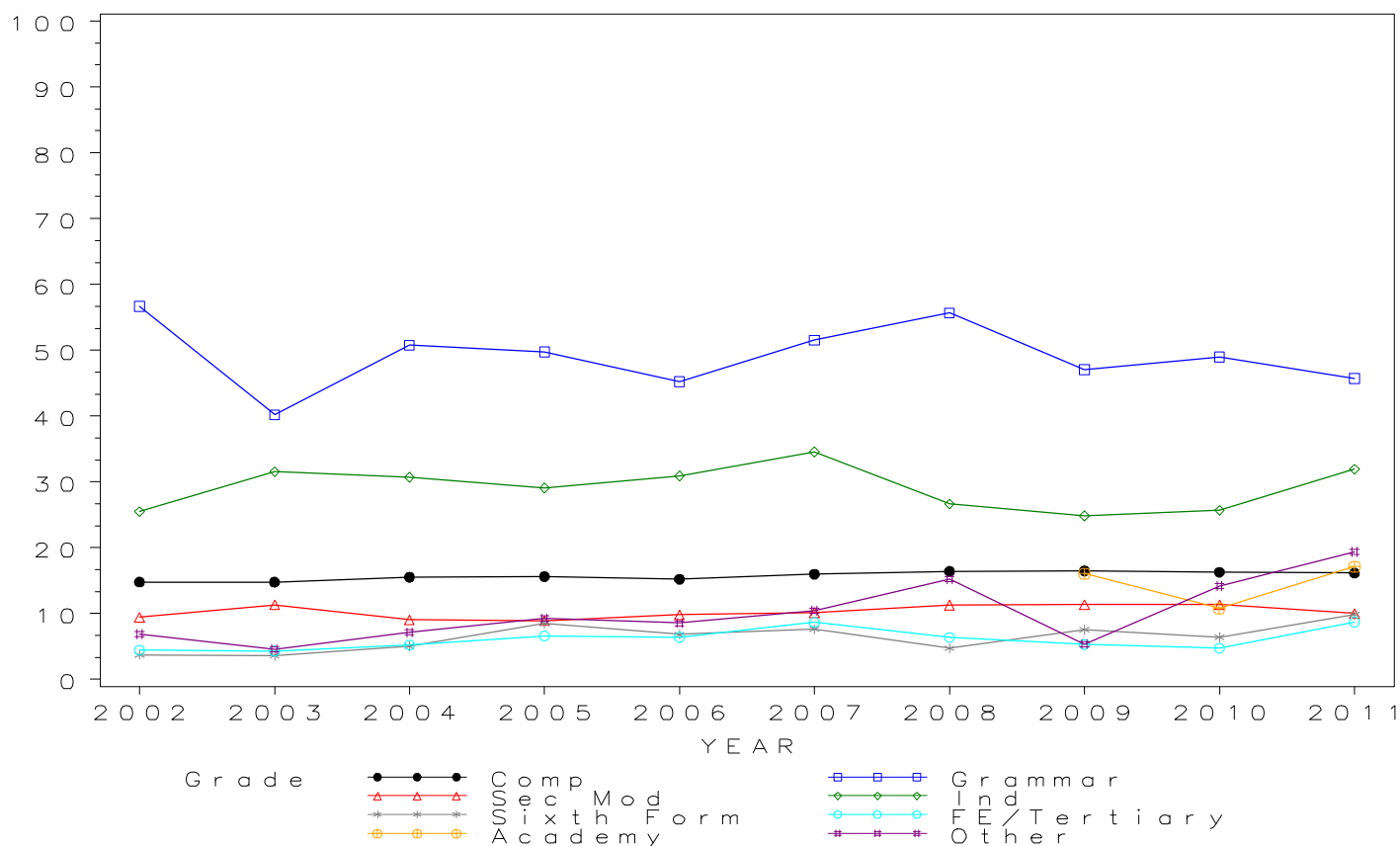
GCSE COMMUNICATION STUDIES Grade A by school type 2002- 2011 Cumulative Percentages

School type	2002	2003	2004	2005	2006	2007	2008	2009	2010	2011
Comprehensive	14.8	14.8	15.5	15.6	15.2	16.0	16.4	16.5	16.3	16.2
Grammar	56.7	40.2	50.8	49.8	45.3	51.5	55.7	47.1	49.0	45.7
Sec Mod	9.4	11.3	9.0	8.9	9.8	10.2	11.3	11.4	11.4	10.0
Independent	25.5	31.5	30.7	29.1	30.9	34.6	26.7	24.9	25.7	31.9
Sixth Form	3.7	3.6	5.1	8.5	6.8	7.6	4.7	7.6	6.4	9.8
FE/Tertiary	4.5	4.3	5.2	6.6	6.4	8.7	6.4	5.3	4.7	8.7
Academy	16.1	10.8	17.2
Other	6.9	4.6	7.1	9.3	8.6	10.4	15.2	5.4	14.2	19.4

Cumulative Numbers

School type	2002	2003	2004	2005	2006	2007	2008	2009	2010	2011
Comprehensive	5513	5858	6838	7757	9142	10828	11524	10931	10150	8443
Grammar	356	283	429	426	391	466	503	531	686	517
Sec Mod	154	190	208	248	384	425	467	518	511	389
Independent	232	256	332	325	407	548	378	332	316	344
Sixth Form	18	20	29	48	34	39	24	38	23	37
FE/Tertiary	33	27	27	35	40	54	36	37	29	45
Academy	380	360	2647
Other	13	12	13	31	29	43	149	25	65	143

Cumulative % at Grade A by school type



GCSE COMMUNICATION STUDIES Grade B by school type 2002- 2011

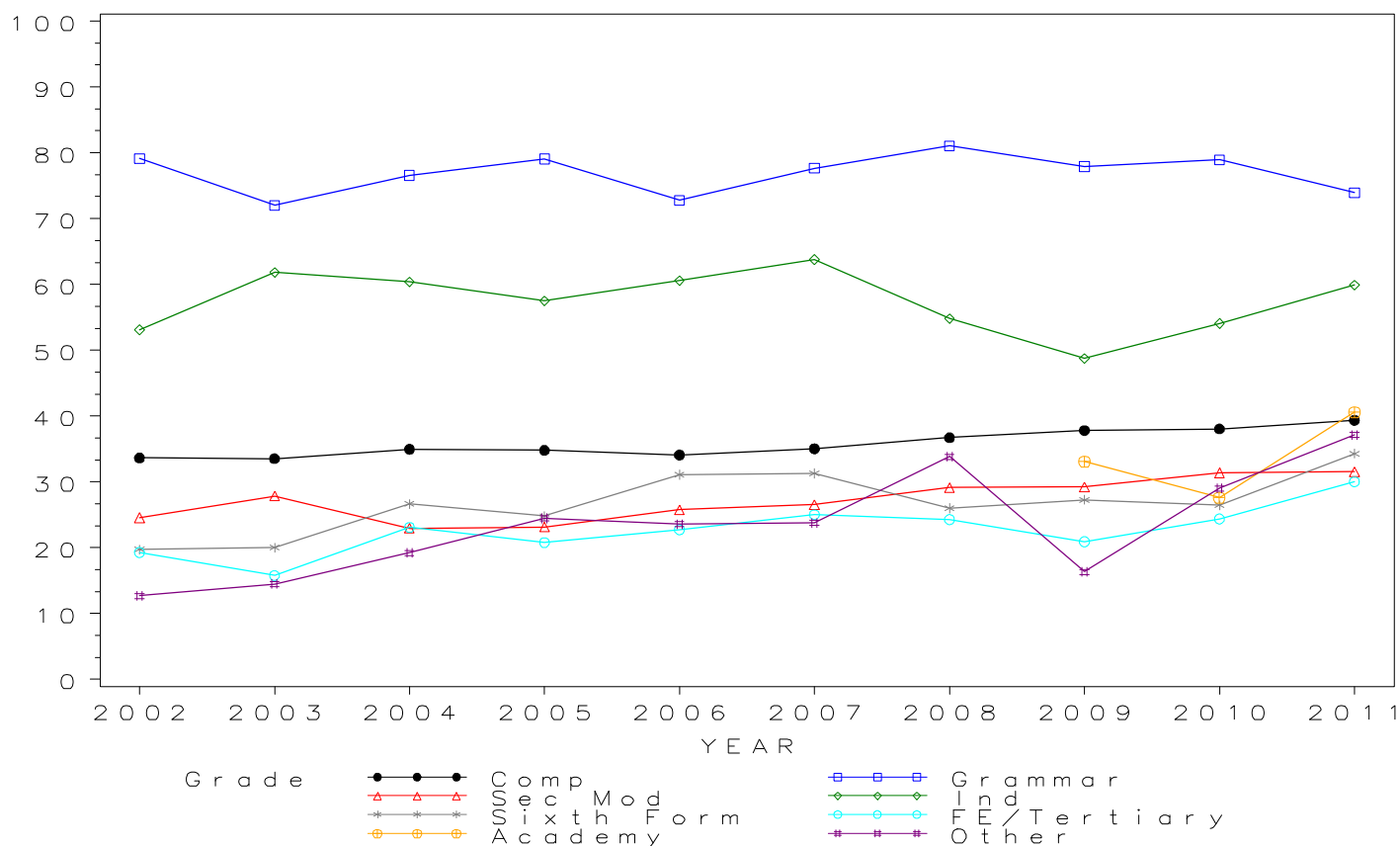
Cumulative Percentages

School type	2002	2003	2004	2005	2006	2007	2008	2009	2010	2011
Comprehensive	33.6	33.5	35.0	34.8	34.1	35.0	36.7	37.8	38.1	39.4
Grammar	79.1	72.0	76.6	79.1	72.8	77.7	81.1	77.9	78.9	73.9
Sec Mod	24.6	27.9	23.0	23.2	25.8	26.6	29.1	29.2	31.4	31.5
Independent	53.1	61.8	60.4	57.5	60.6	63.8	54.8	48.8	54.1	59.9
Sixth Form	19.8	20.0	26.7	24.8	31.1	31.3	26.0	27.3	26.5	34.3
FE/Tertiary	19.3	15.8	23.1	20.8	22.8	25.0	24.3	20.9	24.4	30.0
Academy	33.1	27.6	40.6
Other	12.7	14.5	19.2	24.5	23.6	23.8	33.8	16.3	29.0	37.1

Cumulative Numbers

School type	2002	2003	2004	2005	2006	2007	2008	2009	2010	2011
Comprehensive	12536	13290	15400	17281	20474	23729	25751	25067	23714	20557
Grammar	497	507	647	677	629	702	732	879	1105	836
Sec Mod	402	467	528	643	1009	1110	1204	1330	1412	1226
Independent	483	502	652	642	797	1011	777	651	666	646
Sixth Form	95	111	153	140	155	160	132	137	95	129
FE/Tertiary	143	99	119	110	142	156	137	145	149	155
Academy	781	919	6249
Other	24	38	35	82	80	98	331	76	133	274

Cumulative % at Grade B by school type



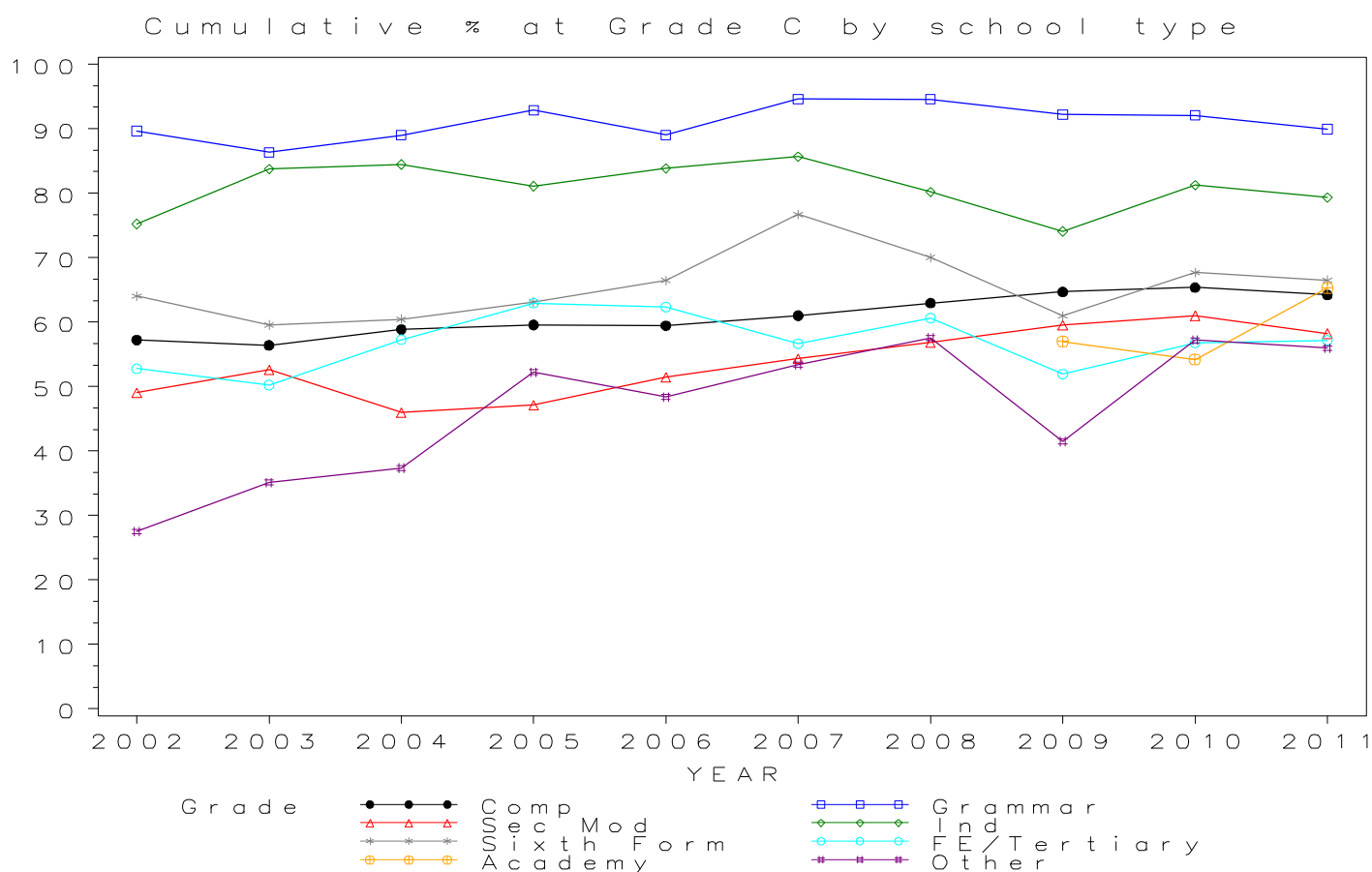
GCSE COMMUNICATION STUDIES Grade C by school type 2002- 2011

Cumulative Percentages

School type	2002	2003	2004	2005	2006	2007	2008	2009	2010	2011
Comprehensive	57.2	56.4	58.9	59.6	59.4	61.0	62.9	64.7	65.4	64.2
Grammar	89.6	86.4	89.0	92.9	89.0	94.6	94.6	92.2	92.1	89.9
Sec Mod	49.1	52.6	46.0	47.1	51.4	54.4	56.8	59.5	61.0	58.2
Independent	75.2	83.7	84.4	81.1	83.8	85.7	80.2	74.1	81.2	79.3
Sixth Form	64.0	59.6	60.5	63.1	66.5	76.7	70.0	61.0	67.7	66.5
FE/Tertiary	52.8	50.2	57.3	62.9	62.3	56.7	60.6	51.9	56.8	57.2
Academy	57.0	54.2	65.3
Other	27.5	35.1	37.4	52.2	48.4	53.4	57.6	41.5	57.2	56.0

Cumulative Numbers

School type	2002	2003	2004	2005	2006	2007	2008	2009	2010	2011
Comprehensive	21322	22353	25918	29569	35697	41304	44144	42870	40733	33532
Grammar	563	608	752	795	769	855	854	1040	1289	1017
Sec Mod	802	882	1057	1309	2012	2272	2348	2709	2744	2262
Independent	684	680	912	906	1103	1358	1136	989	1000	855
Sixth Form	308	330	347	356	331	392	355	306	243	250
FE/Tertiary	391	315	295	333	389	353	342	360	347	295
Academy	1345	1805	10051
Other	52	92	68	175	164	220	563	193	262	413



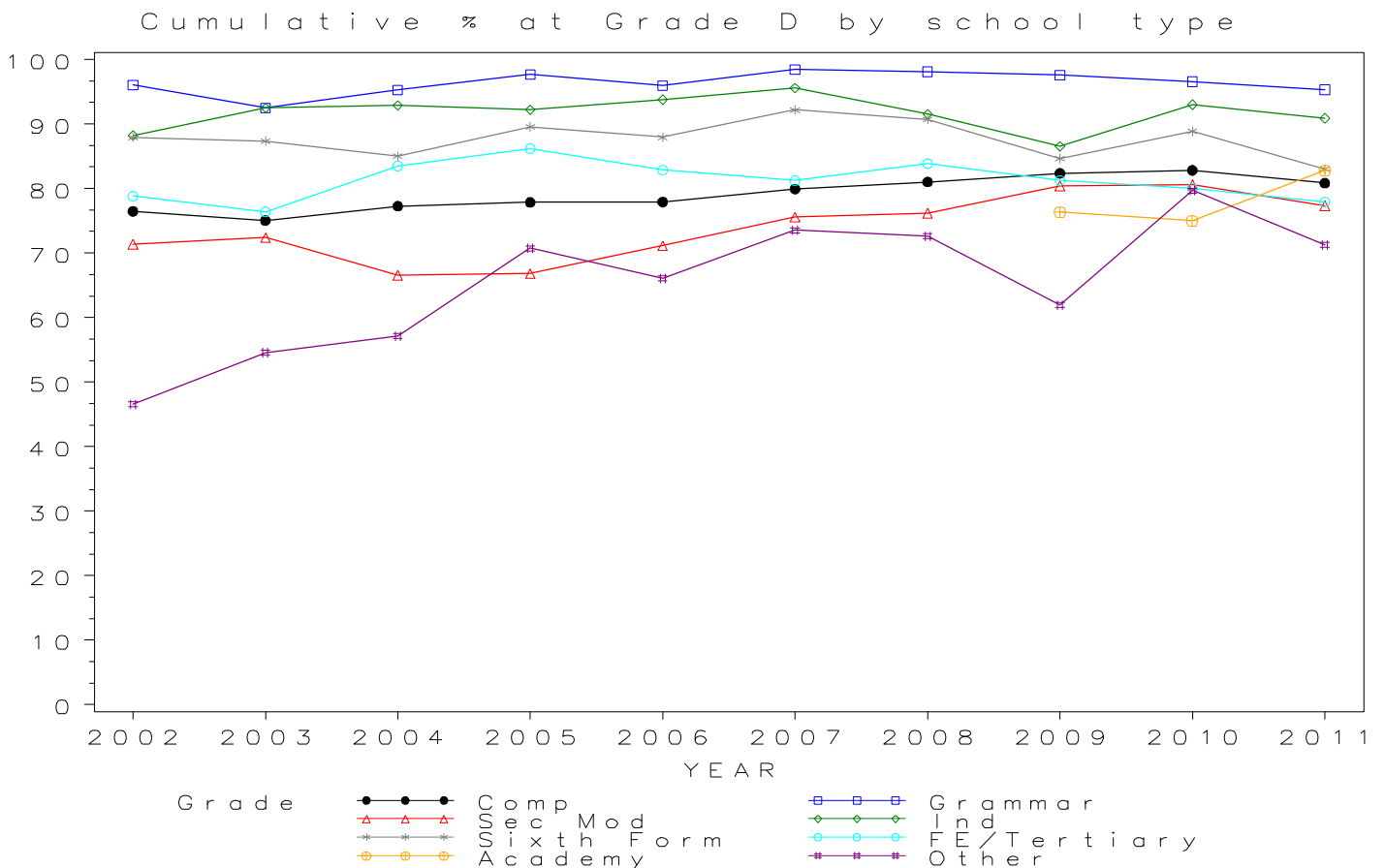
GCSE COMMUNICATION STUDIES Grade D by school type 2002- 2011

Cumulative Percentages

School type	2002	2003	2004	2005	2006	2007	2008	2009	2010	2011
Comprehensive	76.5	75.0	77.3	77.9	77.9	79.9	81.0	82.4	82.8	80.8
Grammar	96.0	92.5	95.3	97.7	95.9	98.5	98.1	97.6	96.6	95.3
Sec Mod	71.4	72.4	66.6	66.8	71.2	75.6	76.2	80.4	80.6	77.4
Independent	88.2	92.5	92.9	92.2	93.8	95.6	91.5	86.5	93.0	90.9
Sixth Form	87.9	87.4	85.0	89.5	88.0	92.2	90.7	84.7	88.9	83.0
FE/Tertiary	78.8	76.4	83.5	86.2	82.9	81.2	83.9	81.2	80.0	77.9
Academy	76.4	75.0	82.8
Other	46.6	54.6	57.1	70.7	66.1	73.5	72.6	61.9	79.7	71.3

Cumulative Numbers

School type	2002	2003	2004	2005	2006	2007	2008	2009	2010	2011
Comprehensive	28493	29742	34027	38654	46781	54109	56817	54579	51607	42208
Grammar	603	651	805	836	829	890	886	1101	1352	1078
Sec Mod	1167	1213	1531	1855	2783	3159	3148	3660	3626	3006
Independent	802	751	1003	1030	1234	1515	1297	1155	1145	980
Sixth Form	423	484	488	505	438	471	460	425	319	312
FE/Tertiary	584	479	430	456	517	506	473	563	489	402
Academy	1803	2498	12745
Other	88	143	104	237	224	303	710	288	365	526

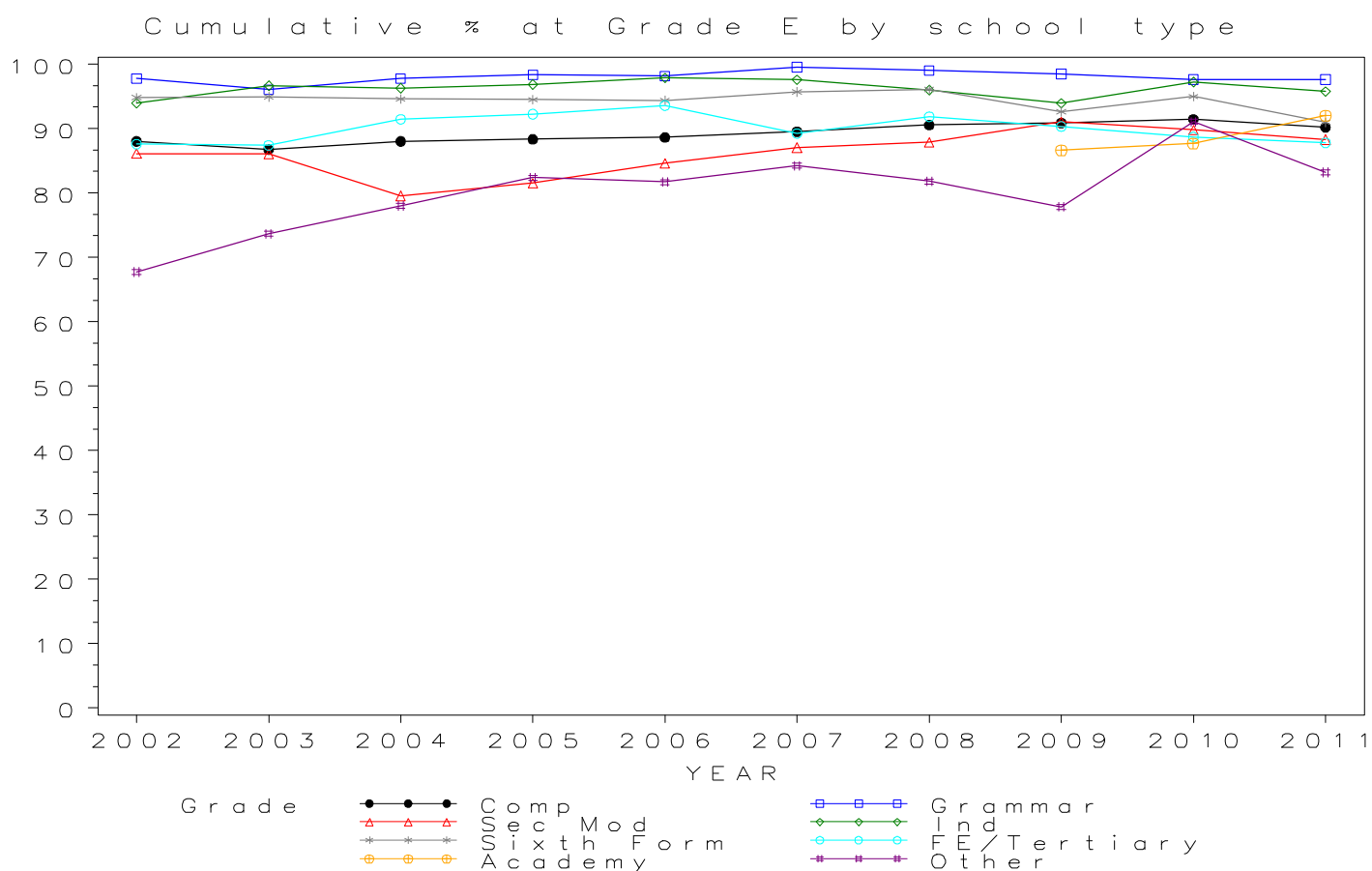


GCSE COMMUNICATION STUDIES Grade E by school type 2002- 2011 Cumulative Percentages

School type	2002	2003	2004	2005	2006	2007	2008	2009	2010	2011
Comprehensive	88.0	86.7	88.0	88.3	88.6	89.5	90.5	90.9	91.5	90.2
Grammar	97.8	96.0	97.8	98.4	98.1	99.6	99.0	98.5	97.6	97.6
Sec Mod	86.1	86.1	79.6	81.5	84.6	87.1	87.9	91.1	89.8	88.3
Independent	93.9	96.7	96.3	96.9	97.9	97.6	96.0	93.9	97.2	95.7
Sixth Form	94.8	94.9	94.6	94.5	94.4	95.7	96.1	92.6	95.0	91.0
FE/Tertiary	87.6	87.4	91.5	92.2	93.6	89.2	91.8	90.3	88.7	87.8
Academy	86.6	87.7	92.0
Other	67.7	73.7	78.0	82.4	81.7	84.2	81.8	77.8	91.0	83.2

Cumulative Numbers

School type	2002	2003	2004	2005	2006	2007	2008	2009	2010	2011
Comprehensive	32795	34379	38759	43854	53214	60608	63499	60216	56986	47093
Grammar	614	676	826	842	848	900	894	1111	1367	1104
Sec Mod	1408	1443	1829	2264	3308	3639	3630	4144	4038	3432
Independent	854	785	1040	1082	1288	1547	1360	1254	1197	1032
Sixth Form	456	526	543	533	470	489	487	465	341	342
FE/Tertiary	649	548	471	488	584	556	518	626	542	453
Academy	2044	2920	14161
Other	128	193	142	276	277	347	800	362	417	614

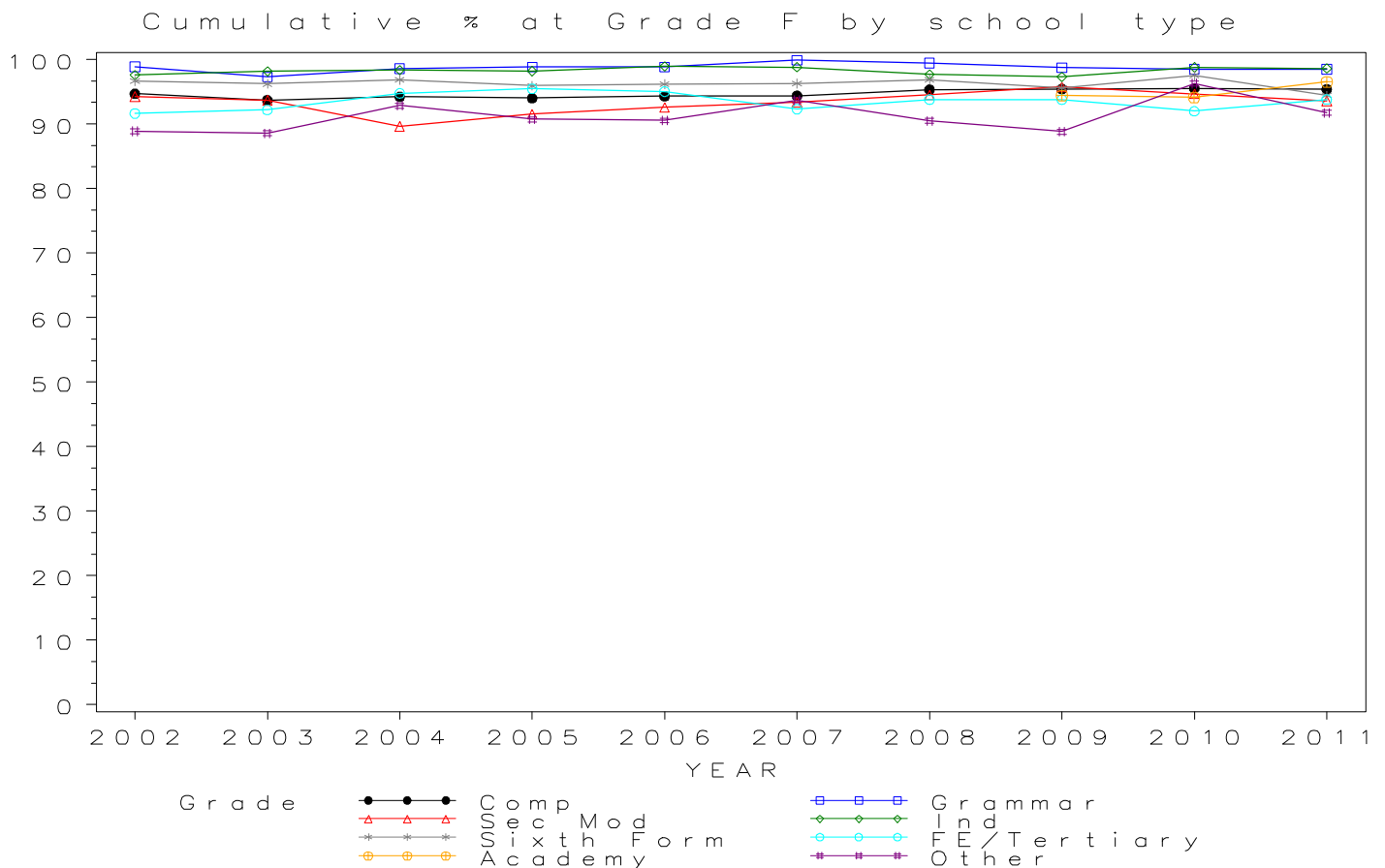


*GCSE COMMUNICATION STUDIES Grade F by school type 2002- 2011
Cumulative Percentages*

School type	2002	2003	2004	2005	2006	2007	2008	2009	2010	2011
Comprehensive	94.7	93.7	94.2	94.0	94.3	94.4	95.3	95.4	95.5	95.4
Grammar	98.9	97.3	98.6	98.8	98.8	99.9	99.4	98.8	98.5	98.5
Sec Mod	94.3	93.7	89.6	91.5	92.6	93.4	94.5	95.8	94.7	93.6
Independent	97.6	98.2	98.3	98.2	98.9	98.8	97.7	97.3	98.8	98.6
Sixth Form	96.7	96.2	96.9	95.9	96.2	96.3	96.8	95.6	97.5	94.4
FE/Tertiary	91.6	92.2	94.8	95.5	95.0	92.3	93.8	93.8	92.0	93.8
Academy	94.4	94.1	96.5
Other	88.9	88.5	92.9	90.7	90.6	93.7	90.5	88.8	96.3	91.7

Cumulative Numbers

School type	2002	2003	2004	2005	2006	2007	2008	2009	2010	2011
Comprehensive	35277	37132	41489	46669	56621	63894	66843	63246	59499	49800
Grammar	621	685	833	846	854	903	898	1114	1379	1114
Sec Mod	1541	1570	2061	2542	3622	3904	3904	4358	4258	3637
Independent	887	797	1062	1097	1302	1566	1384	1299	1216	1063
Sixth Form	465	533	556	541	479	492	491	480	350	355
FE/Tertiary	679	578	488	505	593	575	529	650	562	484
Academy	2228	3134	14853
Other	168	232	169	304	307	386	885	413	441	677

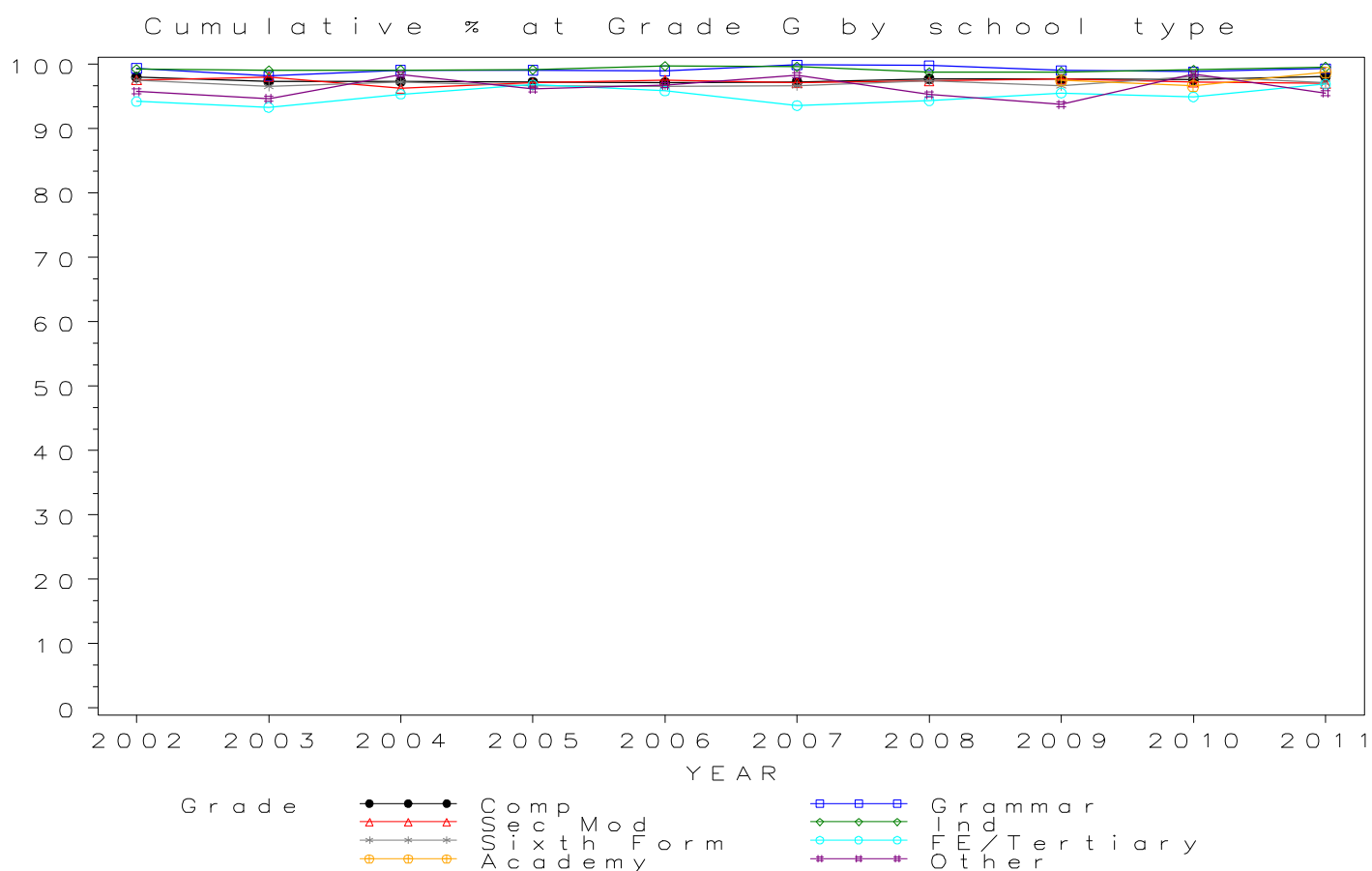


GCSE COMMUNICATION STUDIES Grade G by school type 2002- 2011 Cumulative Percentages

School type	2002	2003	2004	2005	2006	2007	2008	2009	2010	2011
Comprehensive	98.0	97.4	97.3	97.2	97.1	97.2	97.7	97.7	97.6	98.1
Grammar	99.4	98.2	99.1	99.1	99.0	99.9	99.8	99.0	98.9	99.3
Sec Mod	97.6	98.0	96.3	97.1	97.5	97.2	97.4	97.7	97.2	97.0
Independent	99.2	99.0	99.1	99.1	99.7	99.6	98.7	98.8	99.1	99.5
Sixth Form	97.5	96.6	97.2	96.6	96.6	96.7	97.4	96.6	98.1	97.1
FE/Tertiary	94.2	93.3	95.3	96.8	95.8	93.6	94.3	95.5	94.9	96.9
Academy	97.5	96.6	98.8
Other	95.8	94.7	98.4	96.1	96.8	98.3	95.3	93.8	98.5	95.5

Cumulative Numbers

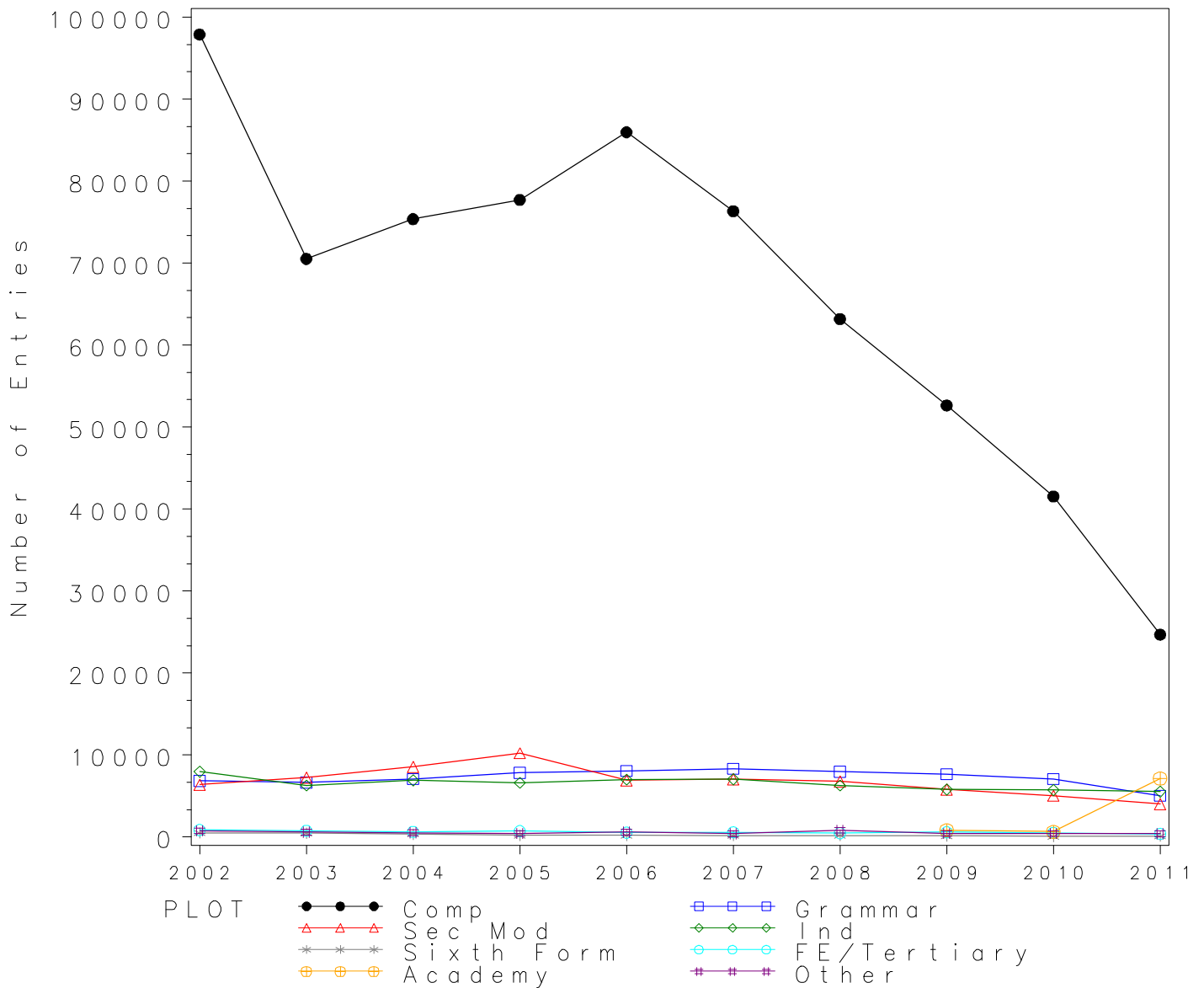
School type	2002	2003	2004	2005	2006	2007	2008	2009	2010	2011
Comprehensive	36515	38582	42860	48262	58329	65821	68537	64728	60801	51209
Grammar	624	691	837	848	855	903	901	1117	1384	1123
Sec Mod	1595	1643	2213	2697	3815	4061	4025	4445	4371	3771
Independent	902	804	1070	1107	1312	1579	1399	1319	1220	1073
Sixth Form	469	535	558	545	481	494	494	485	352	365
FE/Tertiary	698	585	491	512	598	583	532	662	580	500
Academy	2301	3217	15207
Other	181	248	179	322	328	405	932	436	451	705



Numbers of GCSE entries in COMPUTING/INFORMATION by school type 2002- 2011

School type	2002	2003	2004	2005	2006	2007	2008	2009	2010	2011
Comprehensive	97882	70515	75369	77718	85967	76343	63184	52633	41542	24682
Grammar	6850	6668	7074	7820	8061	8337	7974	7675	7082	5034
Sec Mod	6408	7259	8545	10242	6918	7039	6780	5790	5043	4036
Independent	7962	6282	6908	6620	7016	7040	6296	5780	5727	5536
Sixth Form	508	473	357	211	209	180	167	138	86	95
FE/Tertiary	859	776	642	731	536	581	474	593	518	386
Academy	805	657	7112
Other	762	616	518	433	617	410	818	447	448	403

GCSE COMPUTING/INFORMATION Entries by school type 2002–2011



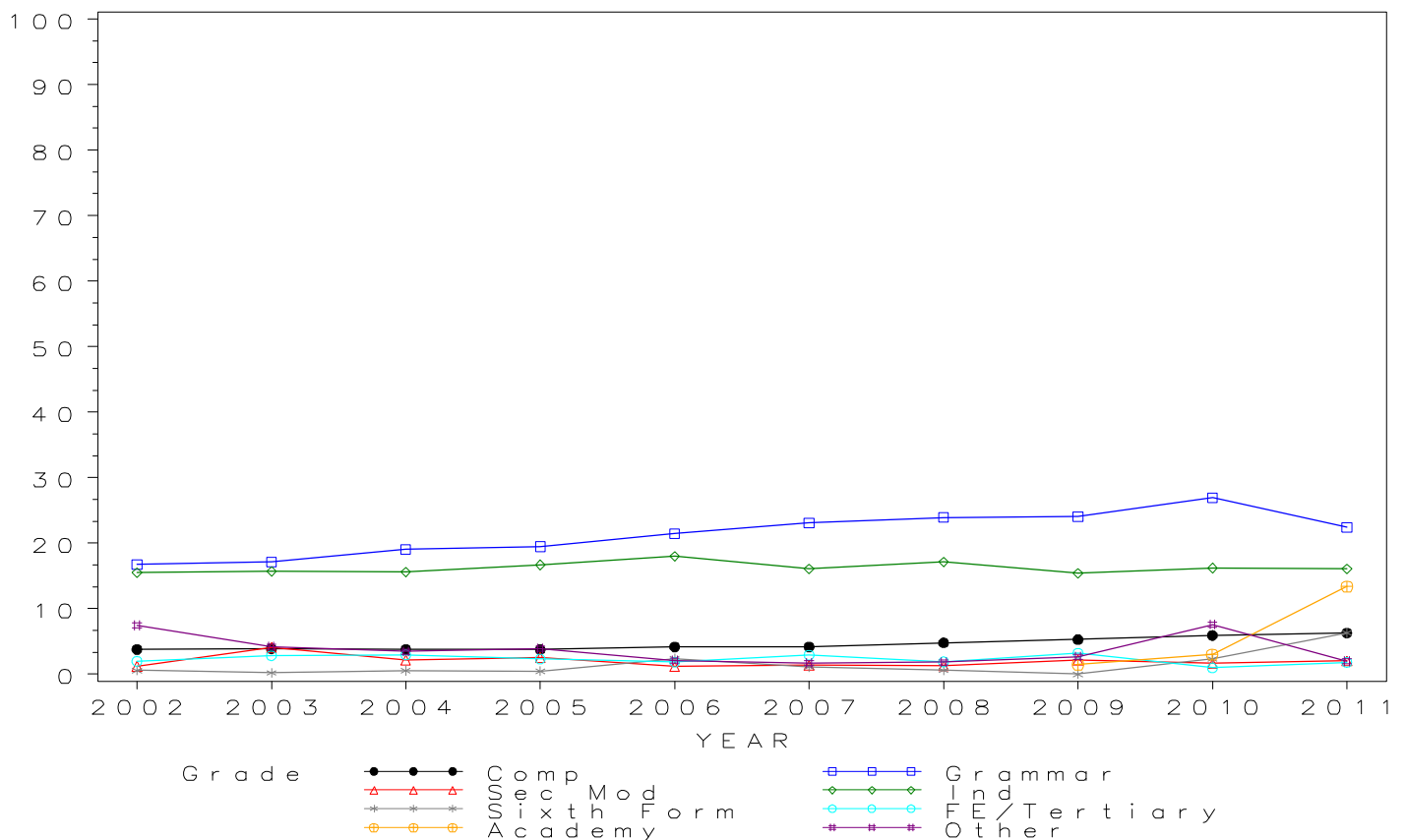
GCSE COMPUTING/INFORMATION Grade A by school type 2002- 2011
Cumulative Percentages*

School type	2002	2003	2004	2005	2006	2007	2008	2009	2010	2011
Comprehensive	3.8	3.9	3.8	3.8	4.2	4.2	4.8	5.3	5.9	6.3
Grammar	16.7	17.1	19.0	19.5	21.4	23.1	23.9	24.1	26.9	22.4
Sec Mod	1.2	4.1	2.2	2.6	1.2	1.4	1.3	2.2	1.7	2.0
Independent	15.5	15.7	15.6	16.7	18.0	16.1	17.1	15.4	16.2	16.1
Sixth Form	0.6	0.2	0.6	0.5	2.4	1.1	0.6	0.0	2.3	6.3
FE/Tertiary	2.0	2.8	3.0	2.3	1.9	2.9	1.9	3.2	1.0	1.8
Academy	1.5	3.0	13.4
Other	7.5	4.2	3.5	3.9	2.1	1.7	1.8	2.7	7.6	2.0

Cumulative Numbers

School type	2002	2003	2004	2005	2006	2007	2008	2009	2010	2011
Comprehensive	3701	2750	2856	2926	3585	3178	3032	2783	2461	1553
Grammar	1146	1141	1347	1525	1729	1923	1908	1846	1906	1130
Sec Mod	78	298	188	263	80	98	87	127	85	82
Independent	1235	986	1078	1106	1263	1133	1077	890	928	891
Sixth Form	3	1	2	1	5	2	1	0	2	6
FE/Tertiary	17	22	19	17	10	17	9	19	5	7
Academy	12	20	953
Other	57	26	18	17	13	7	15	12	34	8

Cumulative % at Grade A* by school type



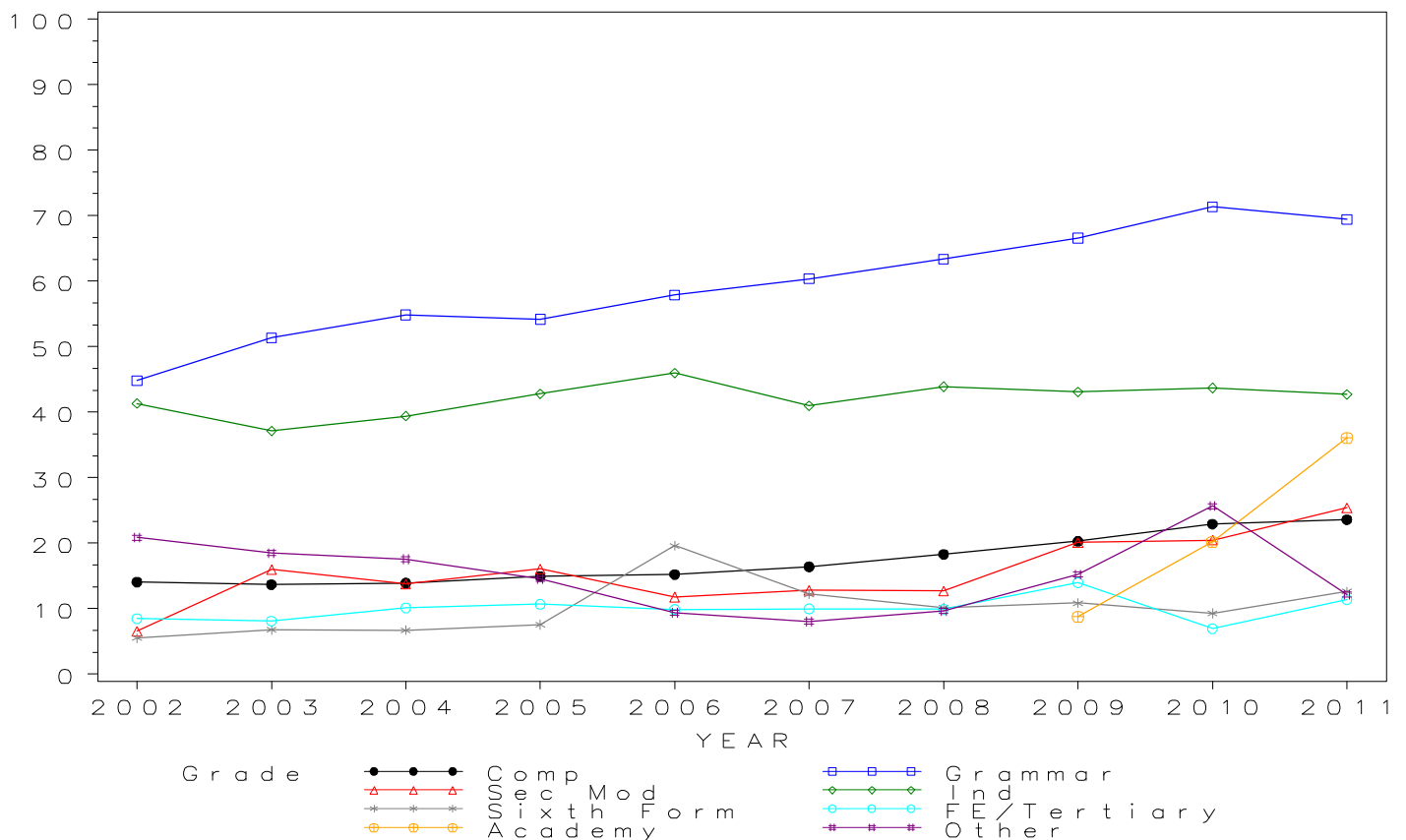
GCSE COMPUTING/INFORMATION Grade A by school type 2002- 2011 Cumulative Percentages

School type	2002	2003	2004	2005	2006	2007	2008	2009	2010	2011
Comprehensive	14.1	13.7	13.9	14.9	15.2	16.4	18.3	20.3	22.9	23.6
Grammar	44.8	51.4	54.9	54.2	57.9	60.4	63.4	66.6	71.3	69.4
Sec Mod	6.5	16.0	13.8	16.1	11.8	12.8	12.7	20.1	20.5	25.4
Independent	41.3	37.1	39.4	42.8	46.0	41.0	43.9	43.1	43.7	42.7
Sixth Form	5.5	6.8	6.7	7.6	19.6	12.2	10.2	10.9	9.3	12.6
FE/Tertiary	8.5	8.1	10.1	10.7	9.9	10.0	9.9	14.0	6.9	11.4
Academy	8.8	20.2	36.1
Other	20.9	18.5	17.6	14.5	9.4	8.0	9.7	15.2	25.7	12.2

Cumulative Numbers

School type	2002	2003	2004	2005	2006	2007	2008	2009	2010	2011
Comprehensive	13763	9651	10485	11592	13091	12522	11557	10682	9522	5824
Grammar	3070	3425	3881	4238	4664	5032	5054	5110	5052	3495
Sec Mod	419	1158	1177	1646	817	901	861	1164	1032	1025
Independent	3290	2331	2722	2833	3227	2886	2764	2491	2503	2364
Sixth Form	28	32	24	16	41	22	17	15	8	12
FE/Tertiary	73	63	65	78	53	58	47	83	36	44
Academy	71	133	2567
Other	159	114	91	63	58	33	79	68	115	49

Cumulative % at Grade A by school type



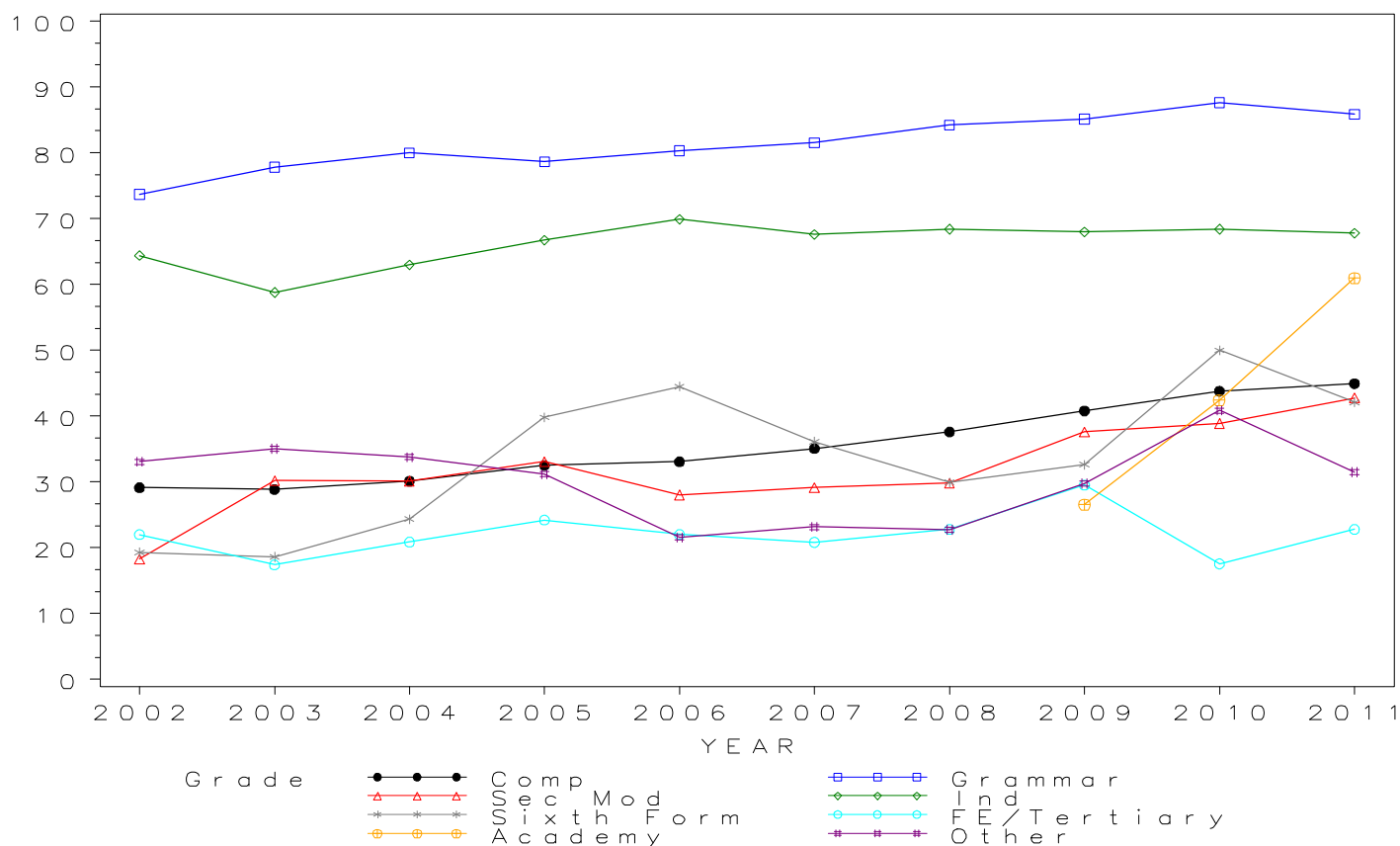
GCSE COMPUTING/INFORMATION Grade B by school type 2002- 2011 Cumulative Percentages

School type	2002	2003	2004	2005	2006	2007	2008	2009	2010	2011
Comprehensive	29.1	28.9	30.1	32.5	33.1	35.1	37.6	40.8	43.8	44.9
Grammar	73.7	77.8	80.0	78.6	80.3	81.5	84.2	85.1	87.6	85.9
Sec Mod	18.3	30.2	30.2	33.1	28.0	29.1	29.8	37.6	38.9	42.8
Independent	64.4	58.8	63.0	66.7	69.9	67.6	68.4	68.0	68.4	67.8
Sixth Form	19.3	18.6	24.4	39.8	44.5	36.1	29.9	32.6	50.0	42.1
FE/Tertiary	22.0	17.4	20.9	24.2	22.0	20.8	22.8	29.5	17.6	22.8
Academy	26.6	42.5	61.0
Other	33.1	35.1	33.8	31.2	21.6	23.2	22.7	29.8	40.8	31.5

Cumulative Numbers

School type	2002	2003	2004	2005	2006	2007	2008	2009	2010	2011
Comprehensive	28513	20347	22696	25262	28436	26780	23757	21466	18192	11090
Grammar	5048	5190	5658	6150	6476	6796	6718	6533	6206	4323
Sec Mod	1172	2192	2577	3387	1939	2051	2023	2178	1962	1726
Independent	5127	3694	4352	4416	4904	4759	4306	3930	3917	3753
Sixth Form	98	88	87	84	93	65	50	45	43	40
FE/Tertiary	189	135	134	177	118	121	108	175	91	88
Academy	214	279	4338
Other	252	216	175	135	133	95	186	133	183	127

Cumulative % at Grade B by school type



GCSE COMPUTING/INFORMATION Grade C by school type 2002- 2011

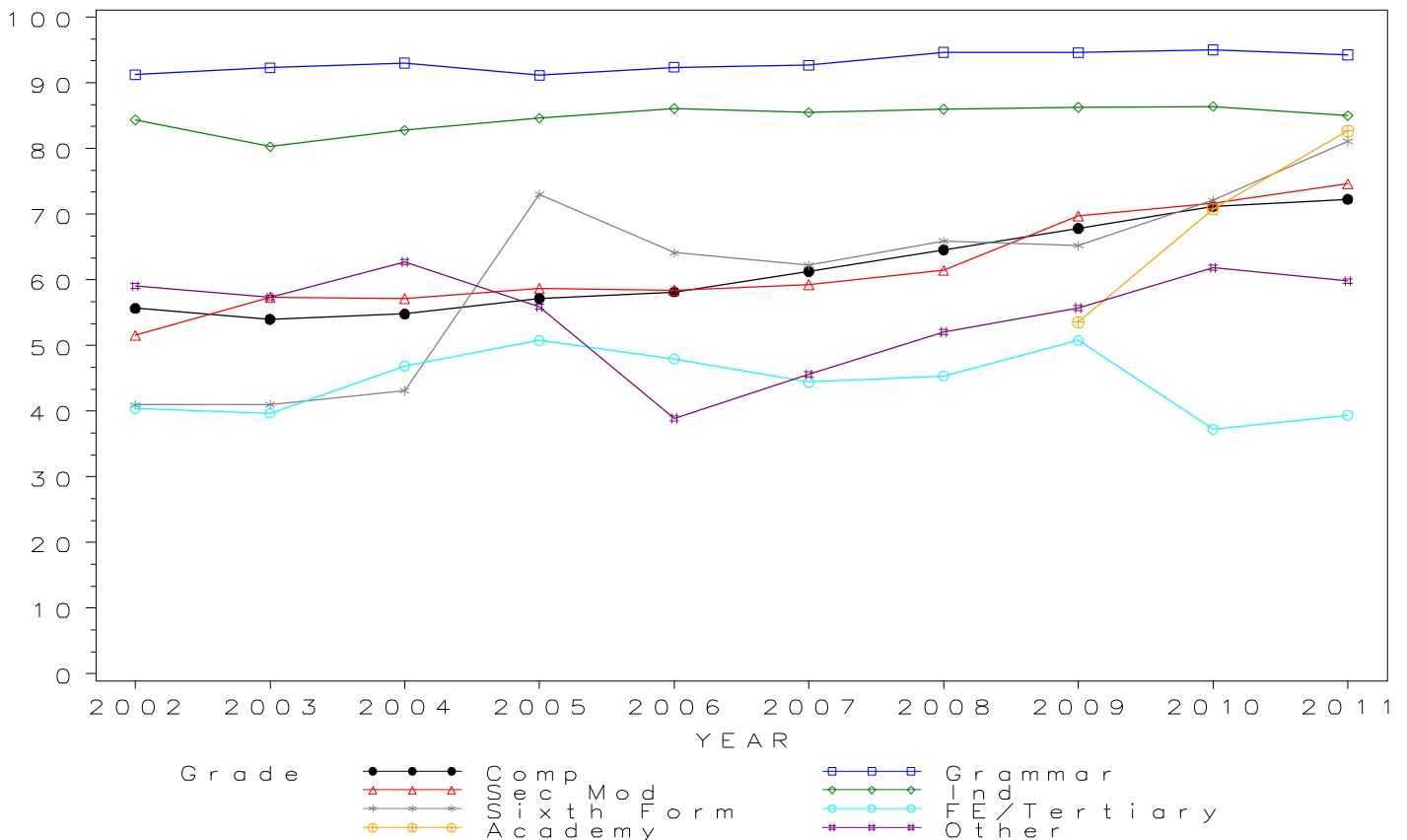
Cumulative Percentages

School type	2002	2003	2004	2005	2006	2007	2008	2009	2010	2011
Comprehensive	55.7	54.0	54.8	57.2	58.1	61.3	64.6	67.8	71.1	72.3
Grammar	91.2	92.3	93.0	91.1	92.4	92.7	94.7	94.6	95.0	94.3
Sec Mod	51.6	57.4	57.2	58.7	58.4	59.3	61.4	69.7	71.7	74.6
Independent	84.4	80.3	82.8	84.6	86.1	85.5	86.0	86.3	86.4	85.0
Sixth Form	40.9	41.0	43.1	73.0	64.1	62.2	65.9	65.2	72.1	81.1
FE/Tertiary	40.4	39.7	46.9	50.8	47.9	44.4	45.4	50.8	37.3	39.4
Academy	53.5	70.8	82.7
Other	59.1	57.3	62.7	55.9	38.9	45.6	52.1	55.7	61.8	59.8

Cumulative Numbers

School type	2002	2003	2004	2005	2006	2007	2008	2009	2010	2011
Comprehensive	54477	38068	41295	44427	49983	46761	40796	35701	29552	17837
Grammar	6249	6154	6580	7127	7445	7729	7548	7260	6731	4745
Sec Mod	3304	4164	4884	6012	4042	4173	4166	4035	3615	3012
Independent	6718	5044	5720	5601	6041	6019	5415	4988	4948	4706
Sixth Form	208	194	154	154	134	112	110	90	62	77
FE/Tertiary	347	308	301	371	257	258	215	301	193	152
Academy	431	465	5882
Other	450	353	325	242	240	187	426	249	277	241

Cumulative % at Grade C by school type

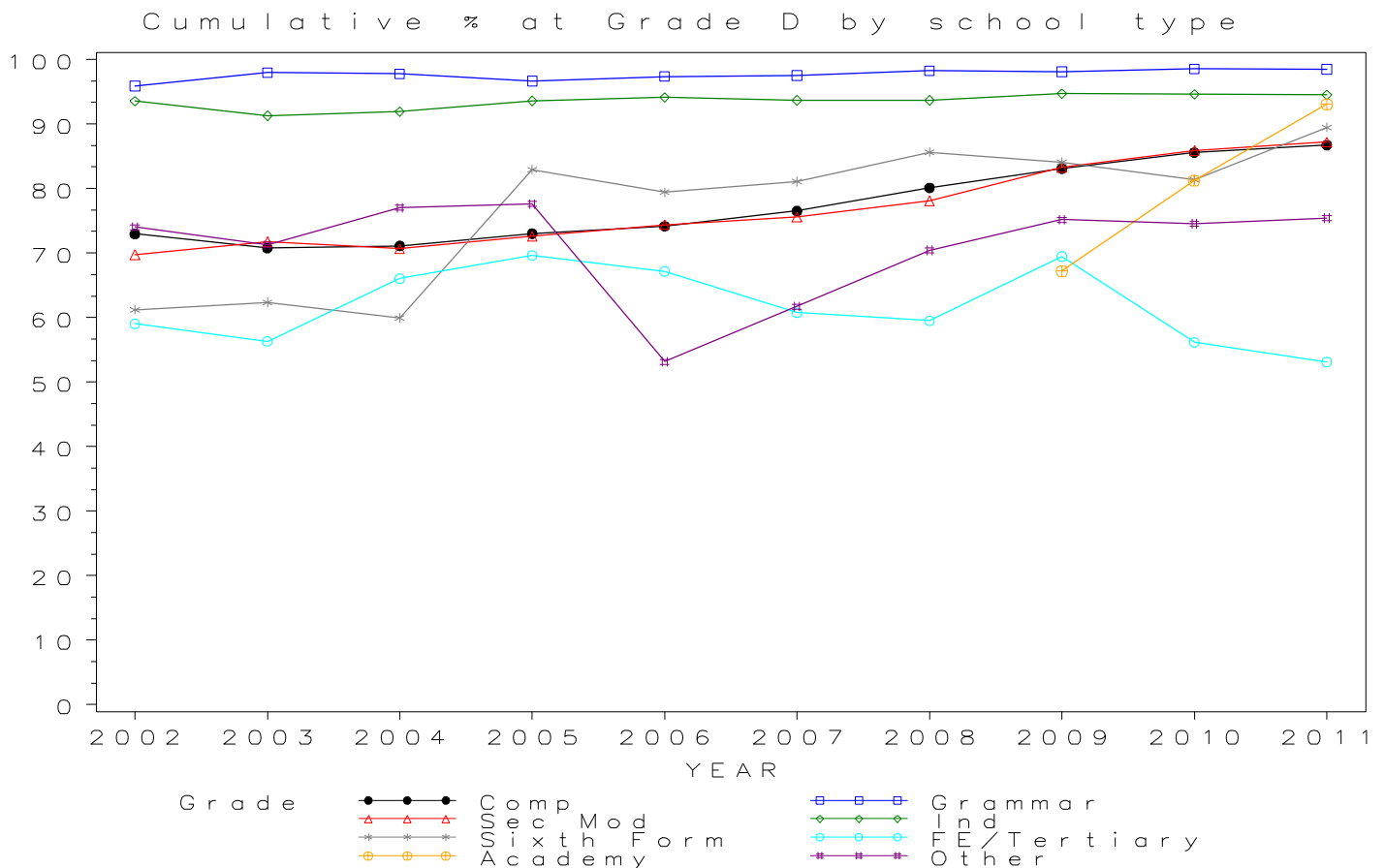


GCSE COMPUTING/INFORMATION Grade D by school type 2002- 2011 Cumulative Percentages

School type	2002	2003	2004	2005	2006	2007	2008	2009	2010	2011
Comprehensive	73.0	70.8	71.1	73.0	74.2	76.5	80.1	83.1	85.6	86.7
Grammar	95.9	98.0	97.8	96.7	97.4	97.5	98.3	98.1	98.5	98.5
Sec Mod	69.7	71.8	70.7	72.6	74.4	75.6	78.1	83.3	85.9	87.2
Independent	93.5	91.3	91.9	93.6	94.1	93.7	93.7	94.7	94.6	94.5
Sixth Form	61.2	62.4	59.9	82.9	79.4	81.1	85.6	84.1	81.4	89.5
FE/Tertiary	59.0	56.3	66.0	69.6	67.2	60.8	59.5	69.5	56.2	53.1
Academy	67.2	81.3	93.1
Other	74.0	71.3	77.0	77.6	53.2	61.7	70.4	75.2	74.6	75.4

Cumulative Numbers

School type	2002	2003	2004	2005	2006	2007	2008	2009	2010	2011
Comprehensive	71421	49898	53598	56744	63749	58411	50619	43732	35551	21406
Grammar	6568	6533	6917	7559	7848	8132	7835	7529	6977	4958
Sec Mod	4469	5209	6041	7436	5146	5320	5296	4824	4332	3519
Independent	7447	5735	6348	6196	6602	6596	5899	5474	5418	5232
Sixth Form	311	295	214	175	166	146	143	116	70	85
FE/Tertiary	507	437	424	509	360	353	282	412	291	205
Academy	541	534	6621
Other	564	439	399	336	328	253	576	336	334	304



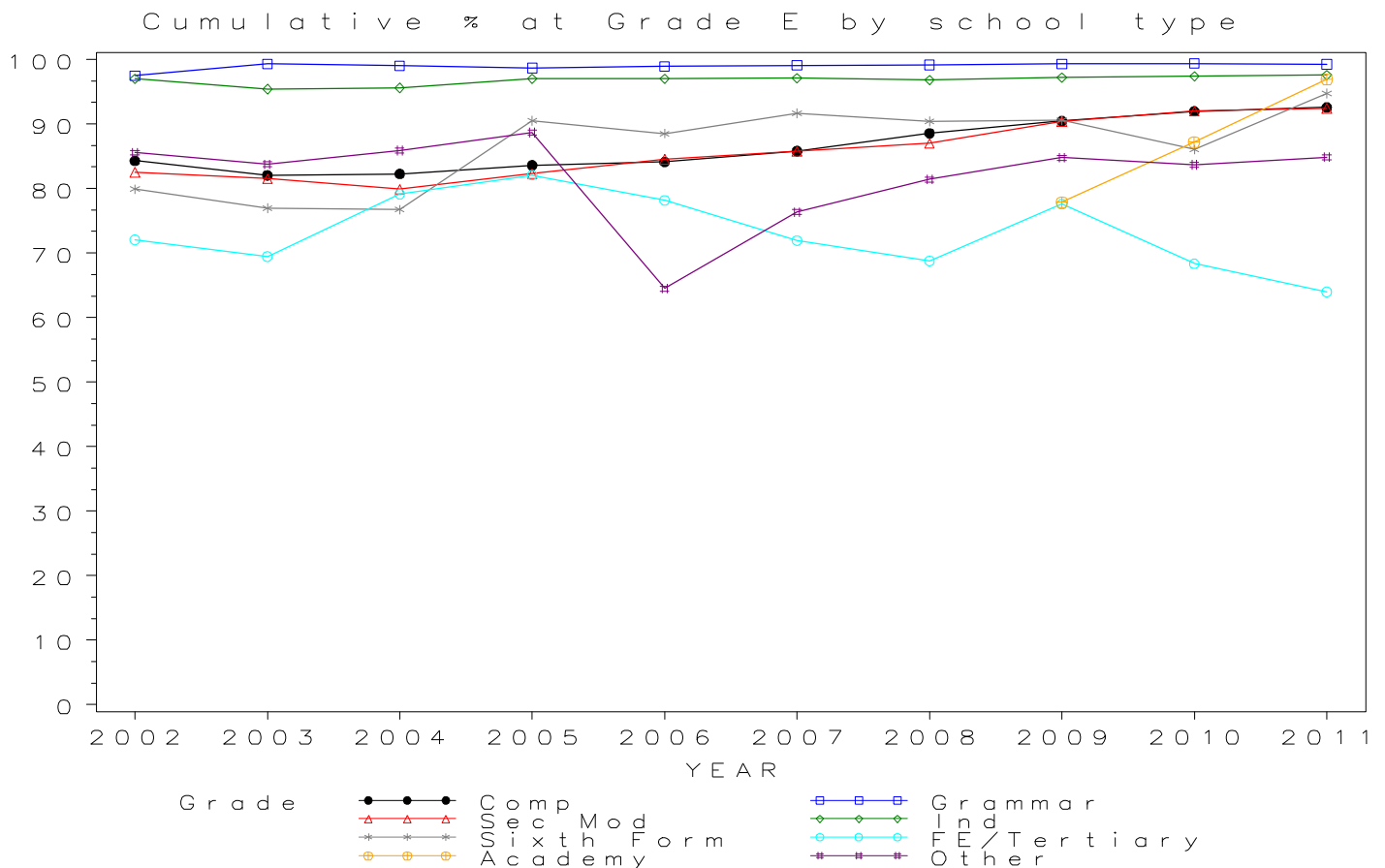
GCSE COMPUTING/INFORMATION Grade E by school type 2002- 2011

Cumulative Percentages

School type	2002	2003	2004	2005	2006	2007	2008	2009	2010	2011
Comprehensive	84.3	82.0	82.3	83.6	84.1	85.8	88.6	90.5	92.0	92.6
Grammar	97.5	99.3	99.0	98.7	98.9	99.1	99.2	99.3	99.4	99.3
Sec Mod	82.5	81.5	79.9	82.3	84.5	85.8	87.0	90.4	92.0	92.4
Independent	97.0	95.4	95.6	97.0	97.0	97.1	96.8	97.2	97.4	97.6
Sixth Form	79.9	77.0	76.8	90.5	88.5	91.7	90.4	90.6	86.0	94.7
FE/Tertiary	72.1	69.5	79.1	82.1	78.2	71.9	68.8	77.6	68.3	64.0
Academy	77.9	87.2	96.9
Other	85.6	83.8	85.9	88.7	64.5	76.3	81.4	84.8	83.7	84.9

Cumulative Numbers

School type	2002	2003	2004	2005	2006	2007	2008	2009	2010	2011
Comprehensive	82520	57850	62005	64972	72315	65502	55956	47607	38210	22846
Grammar	6678	6621	7003	7716	7973	8261	7907	7621	7038	4997
Sec Mod	5289	5918	6827	8429	5849	6036	5898	5235	4641	3731
Independent	7722	5993	6604	6421	6806	6836	6095	5618	5578	5403
Sixth Form	406	364	274	191	185	165	151	125	74	90
FE/Tertiary	619	539	508	600	419	418	326	460	354	247
Academy	627	573	6892
Other	652	516	445	384	398	313	666	379	375	342

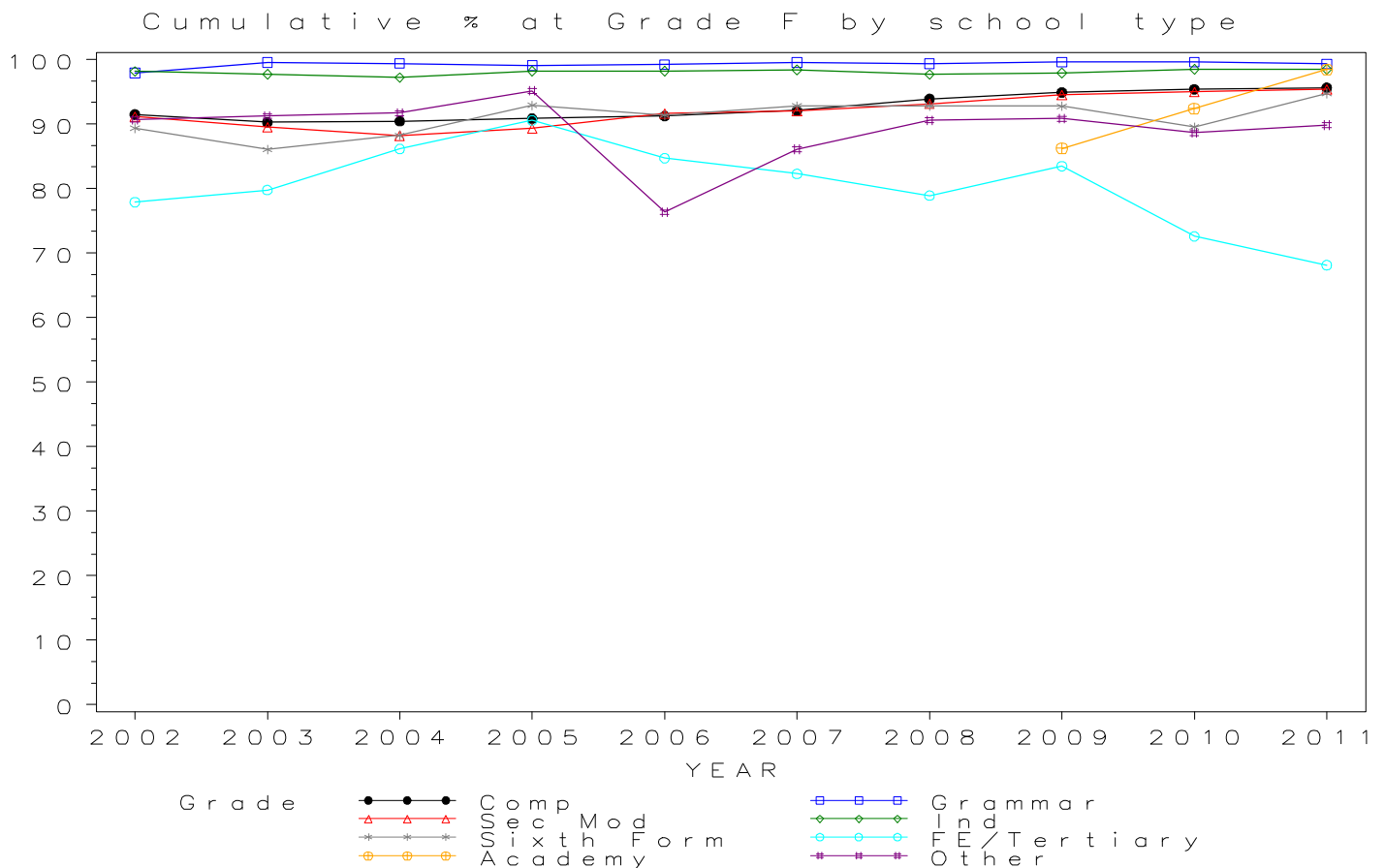


GCSE COMPUTING/INFORMATION Grade F by school type 2002- 2011 Cumulative Percentages

School type	2002	2003	2004	2005	2006	2007	2008	2009	2010	2011
Comprehensive	91.5	90.3	90.4	90.8	91.2	92.1	93.9	94.9	95.4	95.6
Grammar	97.9	99.6	99.4	99.1	99.2	99.5	99.4	99.6	99.6	99.3
Sec Mod	91.1	89.5	88.2	89.3	91.6	92.0	93.1	94.5	95.0	95.4
Independent	98.2	97.7	97.2	98.2	98.2	98.4	97.7	97.9	98.5	98.5
Sixth Form	89.4	86.0	88.2	92.9	91.4	92.8	92.8	92.8	89.5	94.7
FE/Tertiary	77.9	79.8	86.1	90.6	84.7	82.3	78.9	83.5	72.6	68.1
Academy	86.2	92.4	98.5
Other	90.7	91.2	91.7	95.2	76.3	86.1	90.6	90.8	88.6	89.8

Cumulative Numbers

School type	2002	2003	2004	2005	2006	2007	2008	2009	2010	2011
Comprehensive	89540	63649	68160	70599	78427	70304	59326	49944	39624	23599
Grammar	6707	6638	7030	7747	7997	8299	7924	7643	7055	4998
Sec Mod	5840	6496	7537	9148	6337	6478	6314	5472	4789	3850
Independent	7815	6138	6715	6501	6890	6927	6151	5659	5641	5453
Sixth Form	454	407	315	196	191	167	155	128	77	90
FE/Tertiary	669	619	553	662	454	478	374	495	376	263
Academy	694	607	7005
Other	691	562	475	412	471	353	741	406	397	362

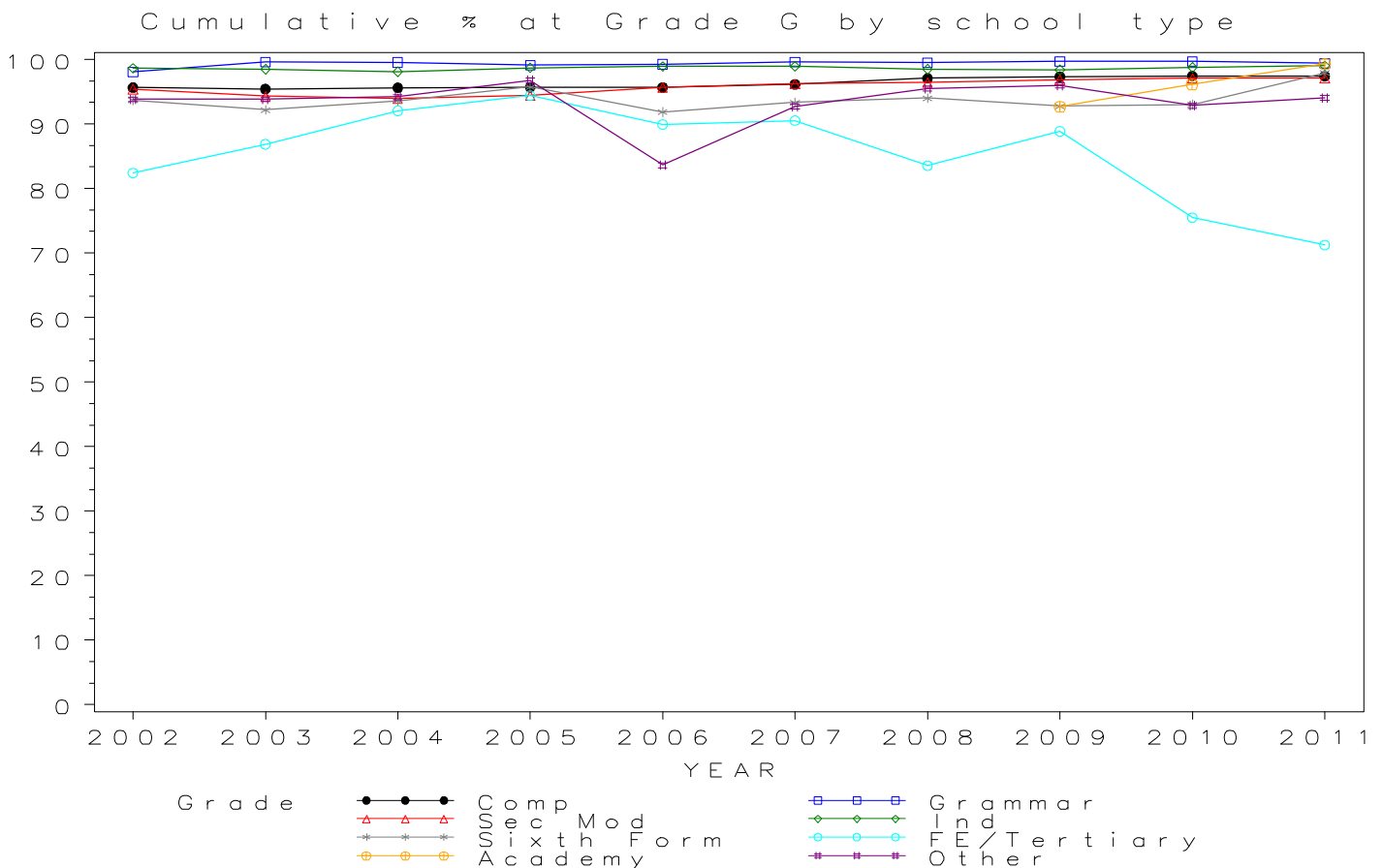


GCSE COMPUTING/INFORMATION Grade G by school type 2002- 2011 Cumulative Percentages

School type	2002	2003	2004	2005	2006	2007	2008	2009	2010	2011
Comprehensive	95.6	95.4	95.6	95.7	95.7	96.1	97.1	97.3	97.5	97.4
Grammar	98.0	99.6	99.5	99.1	99.3	99.6	99.5	99.7	99.7	99.4
Sec Mod	95.4	94.3	93.9	94.4	95.7	96.2	96.4	96.9	97.1	97.1
Independent	98.6	98.5	98.1	98.7	98.9	98.9	98.5	98.4	98.8	99.0
Sixth Form	93.7	92.2	93.6	95.7	91.9	93.3	94.0	92.8	93.0	97.9
FE/Tertiary	82.4	86.9	92.1	94.4	89.9	90.5	83.5	88.9	75.5	71.2
Academy	92.7	96.2	99.3
Other	93.8	93.8	94.2	96.8	83.6	92.7	95.5	96.0	92.9	94.0

Cumulative Numbers

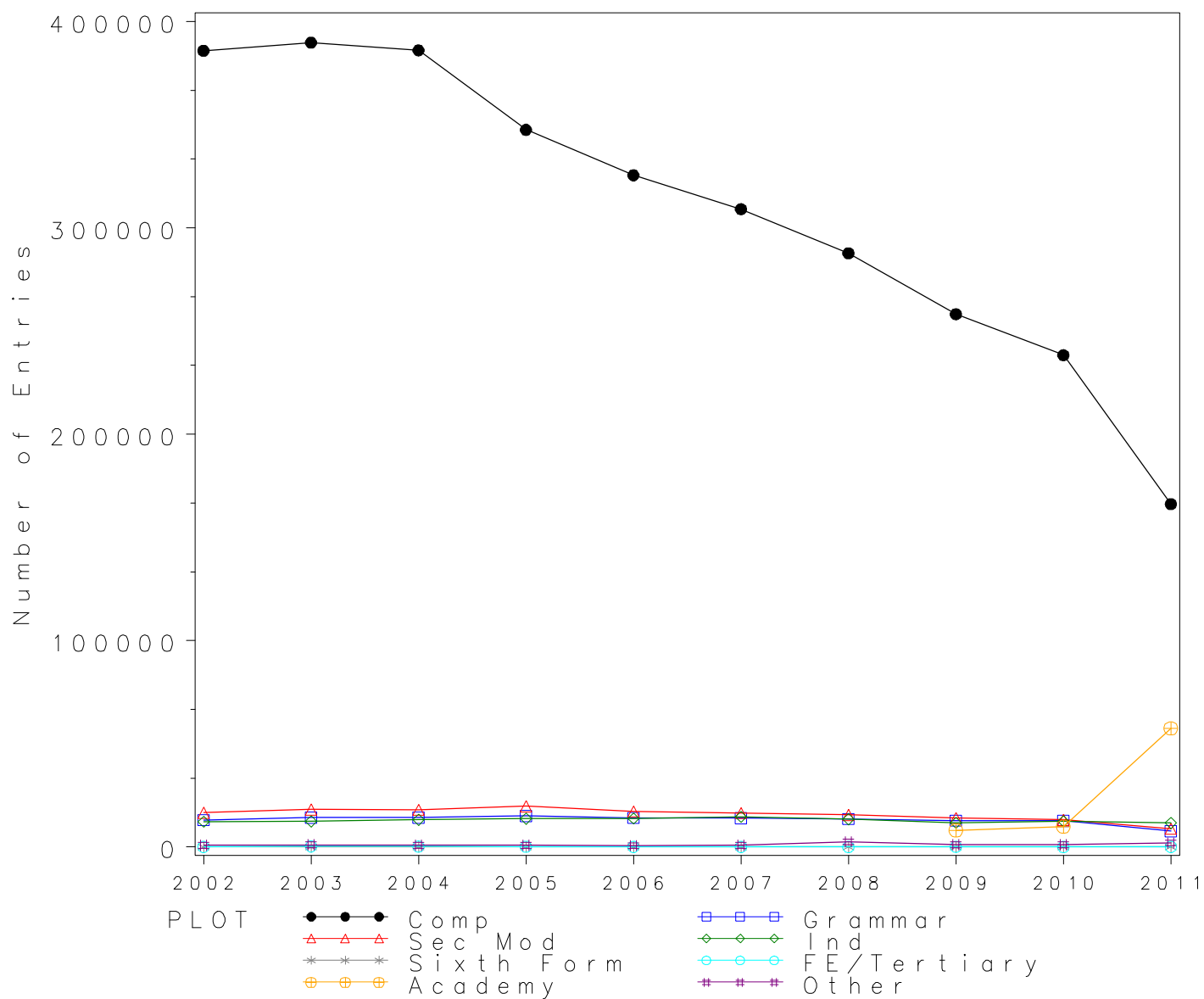
School type	2002	2003	2004	2005	2006	2007	2008	2009	2010	2011
Comprehensive	93613	67291	72070	74370	82240	73400	61340	51227	40484	24043
Grammar	6716	6643	7041	7749	8002	8304	7936	7651	7061	5003
Sec Mod	6114	6845	8027	9667	6621	6773	6538	5608	4897	3918
Independent	7854	6188	6777	6534	6939	6963	6202	5688	5658	5481
Sixth Form	476	436	334	202	192	168	157	128	80	93
FE/Tertiary	708	674	591	690	482	526	396	527	391	275
Academy	746	632	7062
Other	715	578	488	419	516	380	781	429	416	379



Numbers of GCSE entries in DESIGN AND TECHNOLOGY by school type 2002- 2011

School type	2002	2003	2004	2005	2006	2007	2008	2009	2010	2011
Comprehensive	385803	389772	386029	347506	325461	309068	287724	258168	238317	166186
Grammar	13027	14206	14213	15024	14103	13987	13590	12746	12734	7708
Sec Mod	16603	18191	18052	19820	17224	16473	15549	14069	13165	8842
Independent	12315	12458	13195	13755	13838	14680	13451	11710	12519	11624
Sixth Form	35	14	7	0	33	6	8	7	42	53
FE/Tertiary	45	332	237	151	59	32	24	77	18	51
Academy	8030	9946	57479
Other	810	1016	784	768	726	814	2495	1057	1049	1974

GCSE DESIGN AND TECHNOLOGY Entries by school type 2002–2011



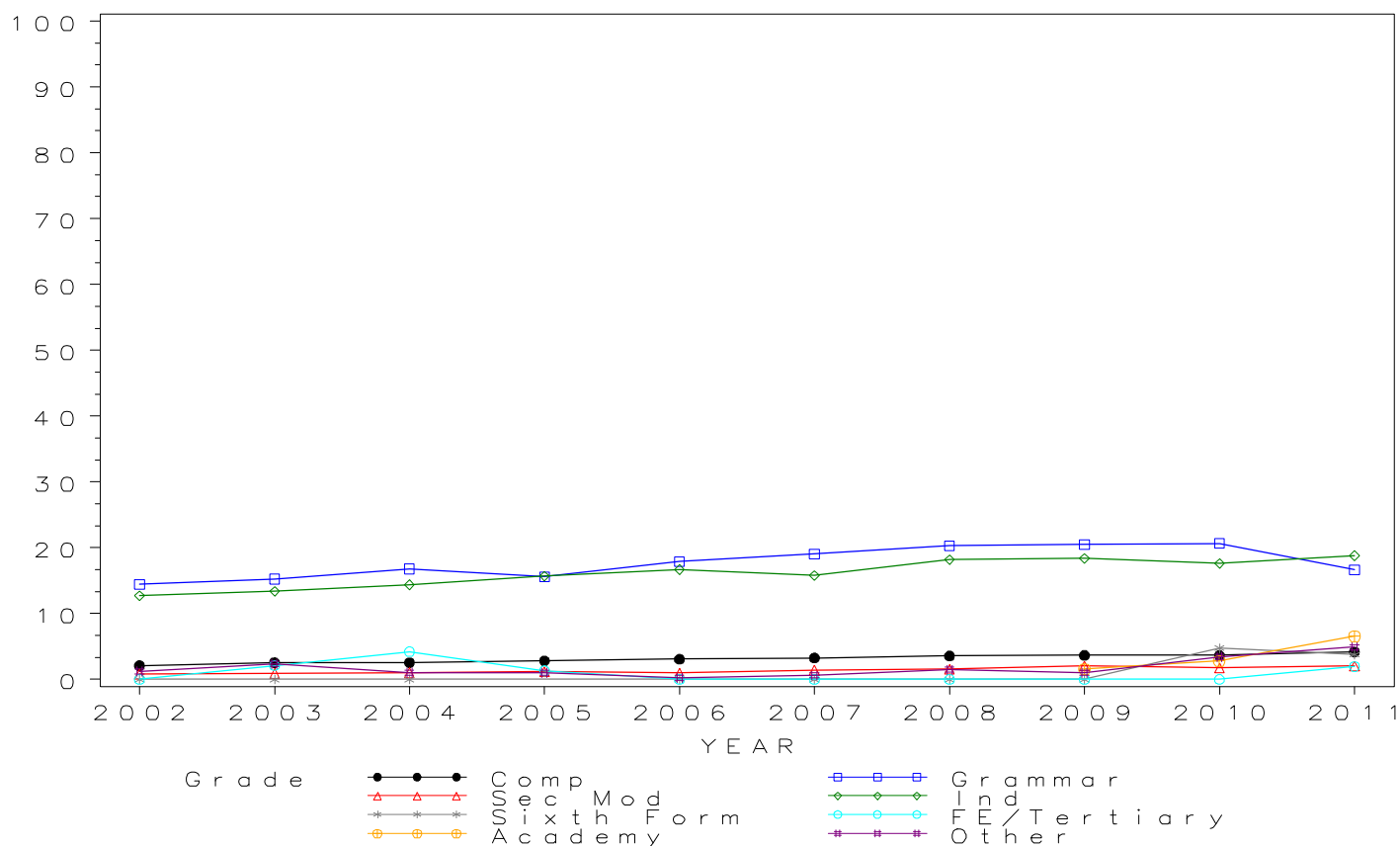
GCSE DESIGN AND TECHNOLOGY Grade A by school type 2002- 2011
Cumulative Percentages*

School type	2002	2003	2004	2005	2006	2007	2008	2009	2010	2011
Comprehensive	2.1	2.6	2.5	2.8	3.1	3.3	3.6	3.7	3.7	4.2
Grammar	14.4	15.3	16.8	15.6	17.9	19.1	20.3	20.5	20.7	16.7
Sec Mod	0.8	1.0	1.0	1.2	1.0	1.4	1.6	2.1	1.8	2.0
Independent	12.7	13.4	14.4	15.7	16.7	15.8	18.2	18.4	17.6	18.8
Sixth Form	0.0	0.0	0.0	.	0.0	0.0	0.0	0.0	4.8	3.8
FE/Tertiary	0.0	2.1	4.2	1.3	0.0	0.0	0.0	0.0	0.0	2.0
Academy	1.6	2.8	6.6
Other	1.2	2.4	1.0	1.0	0.3	0.6	1.5	1.0	3.4	4.9

Cumulative Numbers

School type	2002	2003	2004	2005	2006	2007	2008	2009	2010	2011
Comprehensive	8052	9968	9817	9780	10008	10078	10260	9432	8712	6951
Grammar	1881	2169	2388	2345	2522	2666	2760	2612	2631	1285
Sec Mod	138	173	188	235	172	235	245	289	233	181
Independent	1564	1669	1900	2160	2311	2319	2448	2155	2203	2185
Sixth Form	0	0	0	0	0	0	0	0	2	2
FE/Tertiary	0	7	10	2	0	0	0	0	0	1
Academy	128	278	3794
Other	10	24	8	8	2	5	37	11	36	97

Cumulative % at Grade A* by school type



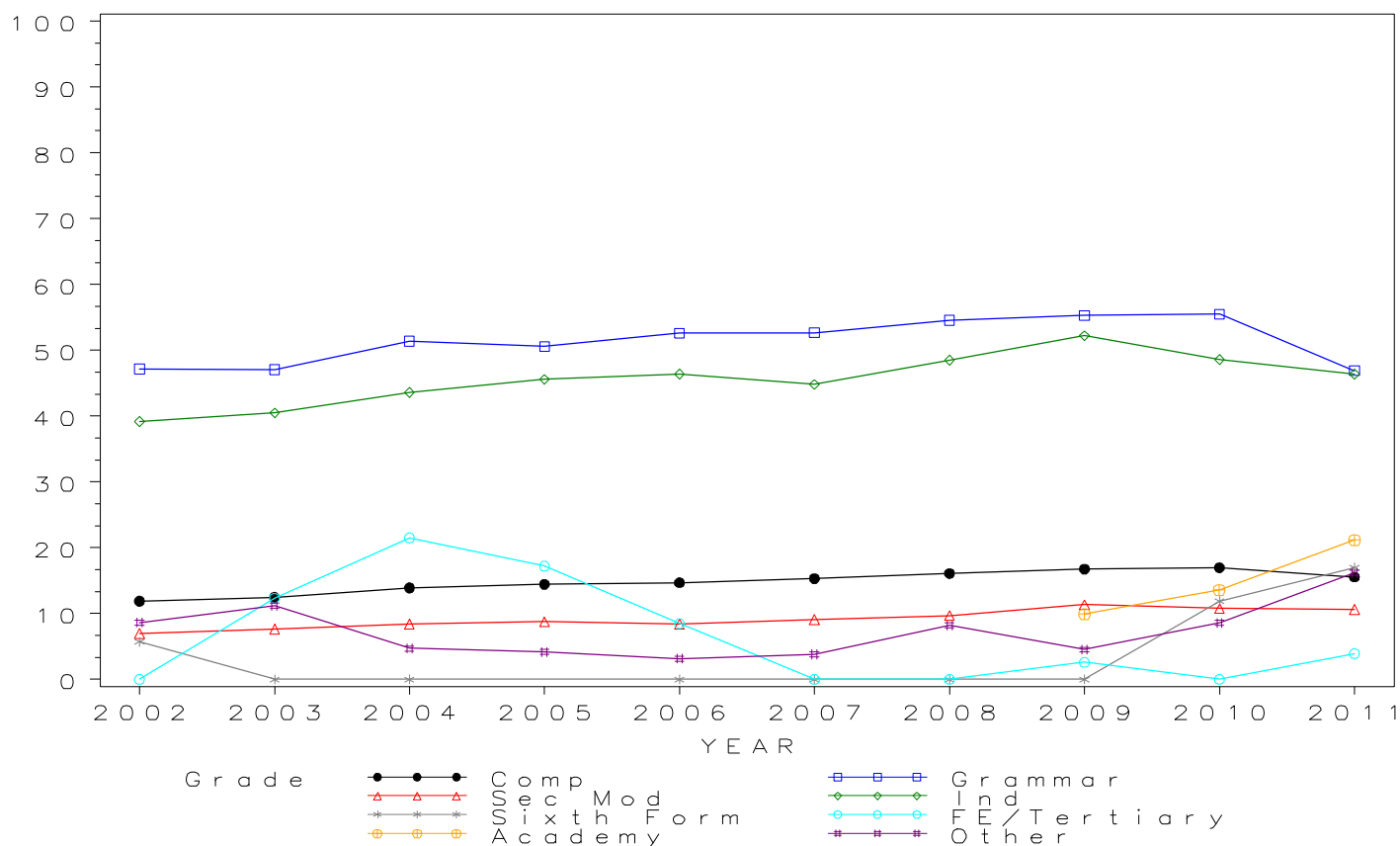
GCSE DESIGN AND TECHNOLOGY Grade A by school type 2002- 2011 Cumulative Percentages

School type	2002	2003	2004	2005	2006	2007	2008	2009	2010	2011
Comprehensive	11.9	12.5	13.9	14.4	14.7	15.3	16.1	16.8	17.0	15.6
Grammar	47.2	47.1	51.4	50.6	52.6	52.7	54.6	55.3	55.5	46.9
Sec Mod	7.0	7.7	8.4	8.8	8.4	9.1	9.7	11.4	10.8	10.6
Independent	39.2	40.5	43.6	45.6	46.4	44.8	48.5	52.2	48.6	46.4
Sixth Form	5.7	0.0	0.0	.	0.0	0.0	0.0	0.0	11.9	17.0
FE/Tertiary	0.0	12.3	21.5	17.2	8.5	0.0	0.0	2.6	0.0	3.9
Academy	9.9	13.6	21.2
Other	8.6	11.2	4.7	4.2	3.2	3.8	8.2	4.5	8.6	16.2

Cumulative Numbers

School type	2002	2003	2004	2005	2006	2007	2008	2009	2010	2011
Comprehensive	45872	48615	53716	50195	47843	47347	46314	43265	40445	25868
Grammar	6143	6687	7306	7603	7416	7366	7414	7049	7064	3615
Sec Mod	1159	1394	1521	1737	1451	1498	1508	1600	1424	940
Independent	4827	5045	5753	6272	6421	6577	6524	6113	6084	5394
Sixth Form	2	0	0	0	0	0	0	0	5	9
FE/Tertiary	0	41	51	26	5	0	0	2	0	2
Academy	795	1353	12186
Other	70	114	37	32	23	31	205	48	90	320

Cumulative % at Grade A by school type



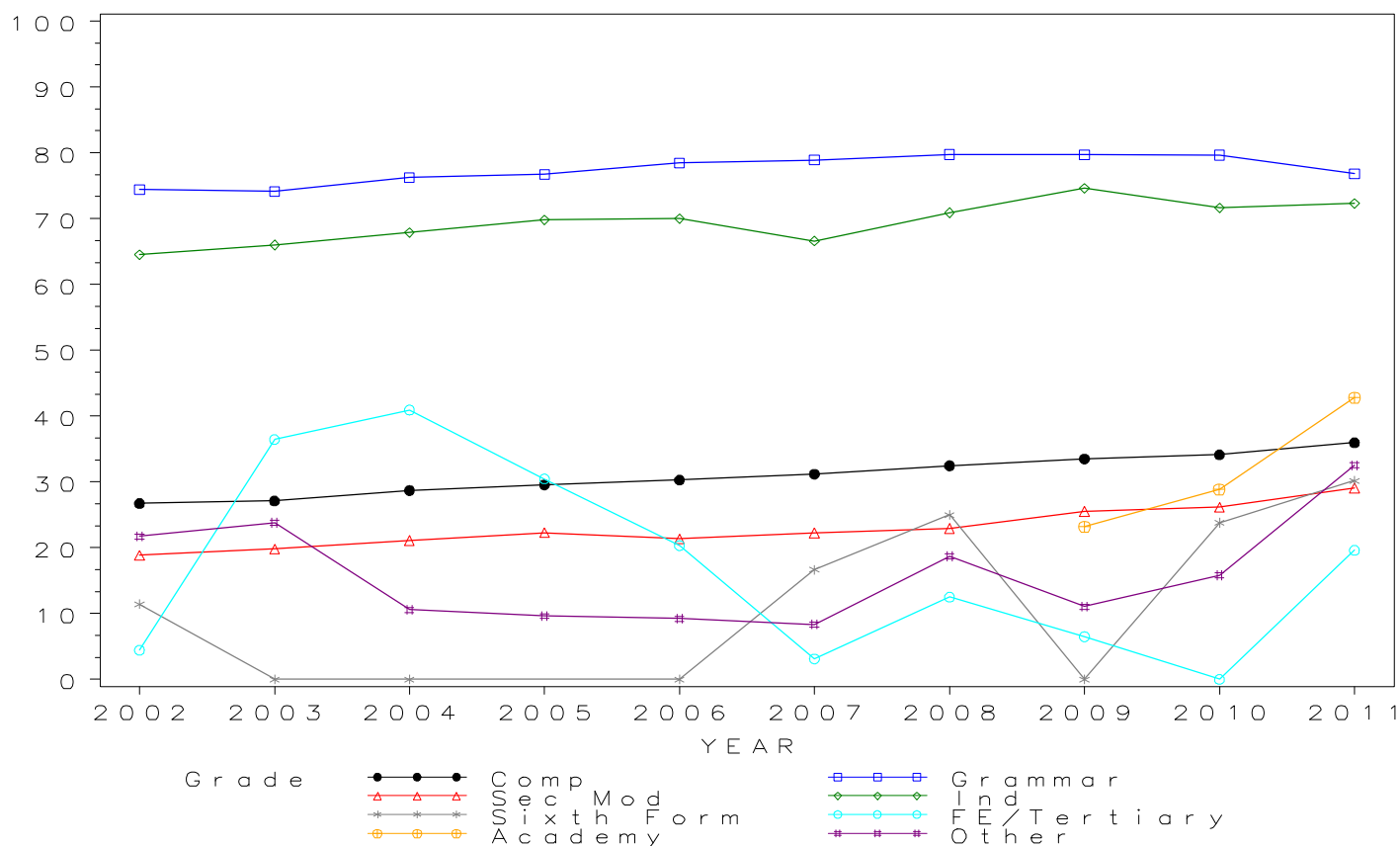
GCSE DESIGN AND TECHNOLOGY Grade B by school type 2002- 2011 Cumulative Percentages

School type	2002	2003	2004	2005	2006	2007	2008	2009	2010	2011
Comprehensive	26.7	27.1	28.7	29.6	30.3	31.2	32.5	33.5	34.1	35.9
Grammar	74.4	74.1	76.3	76.7	78.5	78.9	79.7	79.7	79.7	76.8
Sec Mod	18.8	19.8	21.1	22.3	21.3	22.3	22.9	25.6	26.2	29.1
Independent	64.5	66.0	67.9	69.8	70.0	66.6	70.9	74.6	71.6	72.3
Sixth Form	11.4	0.0	0.0	.	0.0	16.7	25.0	0.0	23.8	30.2
FE/Tertiary	4.4	36.4	40.9	30.5	20.3	3.1	12.5	6.5	0.0	19.6
Academy	23.2	28.9	42.8
Other	21.7	23.8	10.6	9.6	9.2	8.4	18.7	11.1	15.8	32.5

Cumulative Numbers

School type	2002	2003	2004	2005	2006	2007	2008	2009	2010	2011
Comprehensive	103094	105693	110796	102725	98599	96408	93392	86482	81321	59741
Grammar	9693	10533	10840	11523	11066	11036	10838	10159	10144	5923
Sec Mod	3129	3607	3813	4419	3675	3667	3568	3595	3444	2573
Independent	7943	8222	8959	9601	9687	9777	9537	8736	8964	8404
Sixth Form	4	0	0	0	0	1	2	0	10	16
FE/Tertiary	2	121	97	46	12	1	3	5	0	10
Academy	1863	2874	24601
Other	176	242	83	74	67	68	467	117	166	642

Cumulative % at Grade B by school type



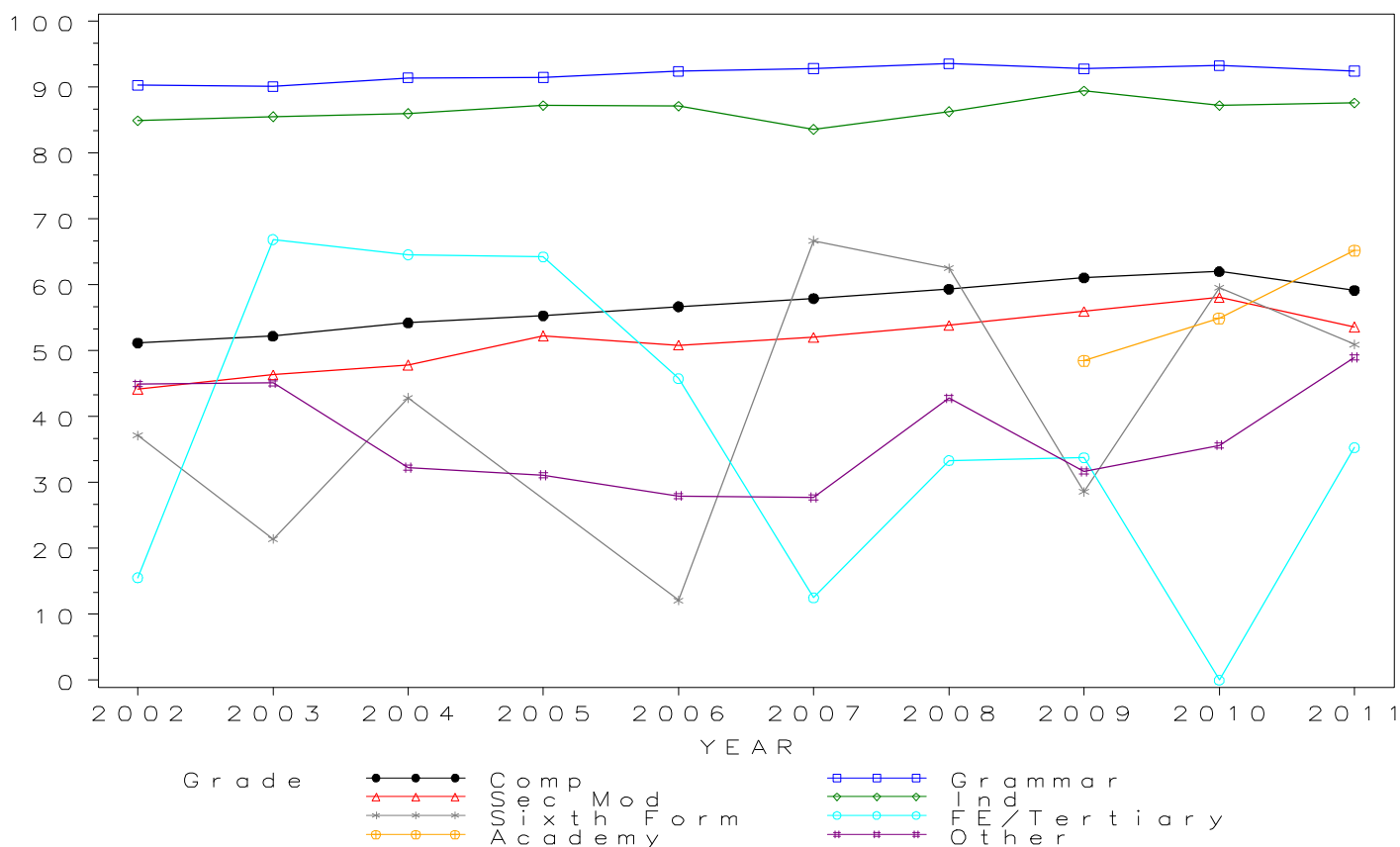
GCSE DESIGN AND TECHNOLOGY Grade C by school type 2002- 2011 Cumulative Percentages

School type	2002	2003	2004	2005	2006	2007	2008	2009	2010	2011
Comprehensive	51.2	52.2	54.2	55.3	56.7	57.9	59.3	61.1	62.0	59.1
Grammar	90.3	90.1	91.4	91.5	92.4	92.8	93.5	92.8	93.3	92.4
Sec Mod	44.2	46.3	47.8	52.3	50.8	52.0	53.9	55.9	58.1	53.6
Independent	84.9	85.5	86.0	87.2	87.1	83.6	86.3	89.4	87.2	87.6
Sixth Form	37.1	21.4	42.9	.	12.1	66.7	62.5	28.6	59.5	50.9
FE/Tertiary	15.6	66.9	64.6	64.2	45.8	12.5	33.3	33.8	0.0	35.3
Academy	48.5	54.9	65.2
Other	44.9	45.1	32.3	31.1	28.0	27.8	42.8	31.7	35.7	49.0

Cumulative Numbers

School type	2002	2003	2004	2005	2006	2007	2008	2009	2010	2011
Comprehensive	197409	203473	209290	192189	184488	179023	170739	157618	147768	98296
Grammar	11764	12795	12991	13742	13031	12982	12713	11826	11877	7125
Sec Mod	7336	8428	8634	10356	8757	8572	8374	7870	7648	4741
Independent	10455	10652	11348	11994	12053	12272	11608	10469	10917	10183
Sixth Form	13	3	3	0	4	4	5	2	25	27
FE/Tertiary	7	222	153	97	27	4	8	26	0	18
Academy	3895	5460	37476
Other	364	458	253	239	203	226	1068	335	374	967

Cumulative % at Grade C by school type

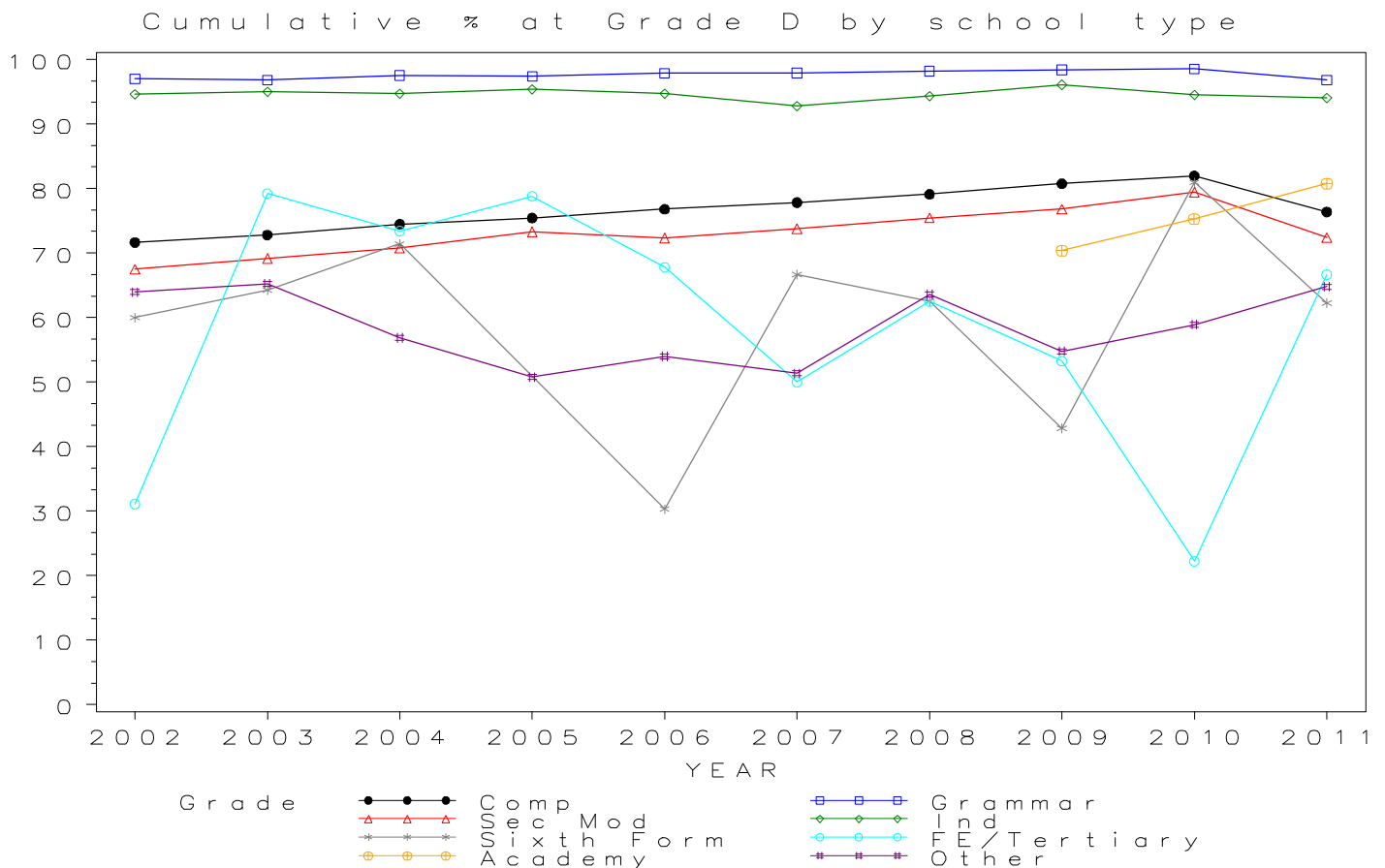


GCSE DESIGN AND TECHNOLOGY Grade D by school type 2002- 2011 Cumulative Percentages

School type	2002	2003	2004	2005	2006	2007	2008	2009	2010	2011
Comprehensive	71.6	72.8	74.5	75.4	76.8	77.8	79.1	80.8	82.0	76.4
Grammar	97.0	96.8	97.5	97.4	97.9	97.9	98.2	98.4	98.5	96.8
Sec Mod	67.5	69.2	70.7	73.3	72.4	73.8	75.4	76.8	79.5	72.4
Independent	94.6	95.0	94.7	95.4	94.7	92.8	94.3	96.1	94.5	94.0
Sixth Form	60.0	64.3	71.4	.	30.3	66.7	62.5	42.9	81.0	62.3
FE/Tertiary	31.1	79.2	73.4	78.8	67.8	50.0	62.5	53.2	22.2	66.7
Academy	70.4	75.3	80.8
Other	64.0	65.3	56.9	50.8	54.0	51.4	63.6	54.8	58.9	64.8

Cumulative Numbers

School type	2002	2003	2004	2005	2006	2007	2008	2009	2010	2011
Comprehensive	276380	283710	287488	262134	249938	240554	227616	208484	195377	126931
Grammar	12638	13756	13861	14630	13803	13694	13346	12541	12549	7463
Sec Mod	11206	12583	12770	14530	12464	12157	11731	10810	10463	6402
Independent	11650	11835	12496	13122	13105	13623	12684	11253	11830	10927
Sixth Form	21	9	5	0	10	4	5	3	34	33
FE/Tertiary	14	263	174	119	40	16	15	41	4	34
Academy	5653	7489	46443
Other	518	663	446	390	392	418	1587	579	618	1279

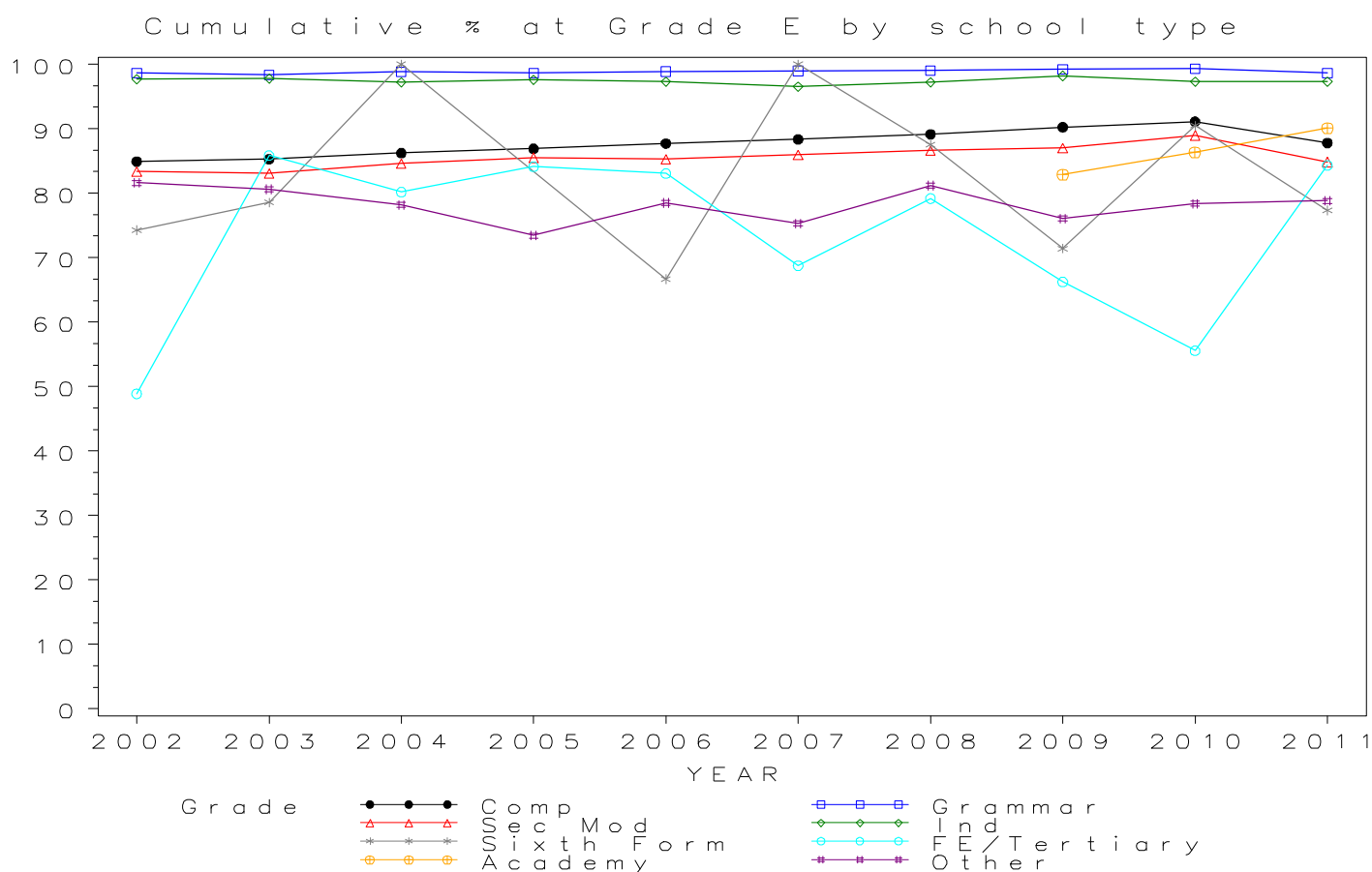


GCSE DESIGN AND TECHNOLOGY Grade E by school type 2002- 2011 Cumulative Percentages

School type	2002	2003	2004	2005	2006	2007	2008	2009	2010	2011
Comprehensive	84.9	85.3	86.2	86.9	87.7	88.3	89.1	90.2	91.1	87.8
Grammar	98.6	98.3	98.8	98.6	98.9	99.0	99.1	99.2	99.3	98.6
Sec Mod	83.3	83.1	84.6	85.5	85.3	85.9	86.6	87.0	89.0	84.8
Independent	97.7	97.8	97.2	97.6	97.3	96.5	97.2	98.2	97.3	97.3
Sixth Form	74.3	78.6	100.0	.	66.7	100.0	87.5	71.4	90.5	77.4
FE/Tertiary	48.9	85.8	80.2	84.1	83.1	68.8	79.2	66.2	55.6	84.3
Academy	82.9	86.4	90.1
Other	81.6	80.6	78.2	73.4	78.5	75.3	81.2	76.1	78.4	78.8

Cumulative Numbers

School type	2002	2003	2004	2005	2006	2007	2008	2009	2010	2011
Comprehensive	327570	332316	332872	301943	285430	273061	256447	232971	217099	145883
Grammar	12849	13971	14047	14820	13943	13841	13461	12643	12644	7601
Sec Mod	13836	15114	15277	16948	14686	14156	13472	12244	11712	7502
Independent	12032	12184	12826	13425	13464	14166	13074	11499	12181	11310
Sixth Form	26	11	7	0	22	6	7	5	38	41
FE/Tertiary	22	285	190	127	49	22	19	51	10	43
Academy	6657	8593	51789
Other	661	819	613	564	570	613	2026	804	822	1556

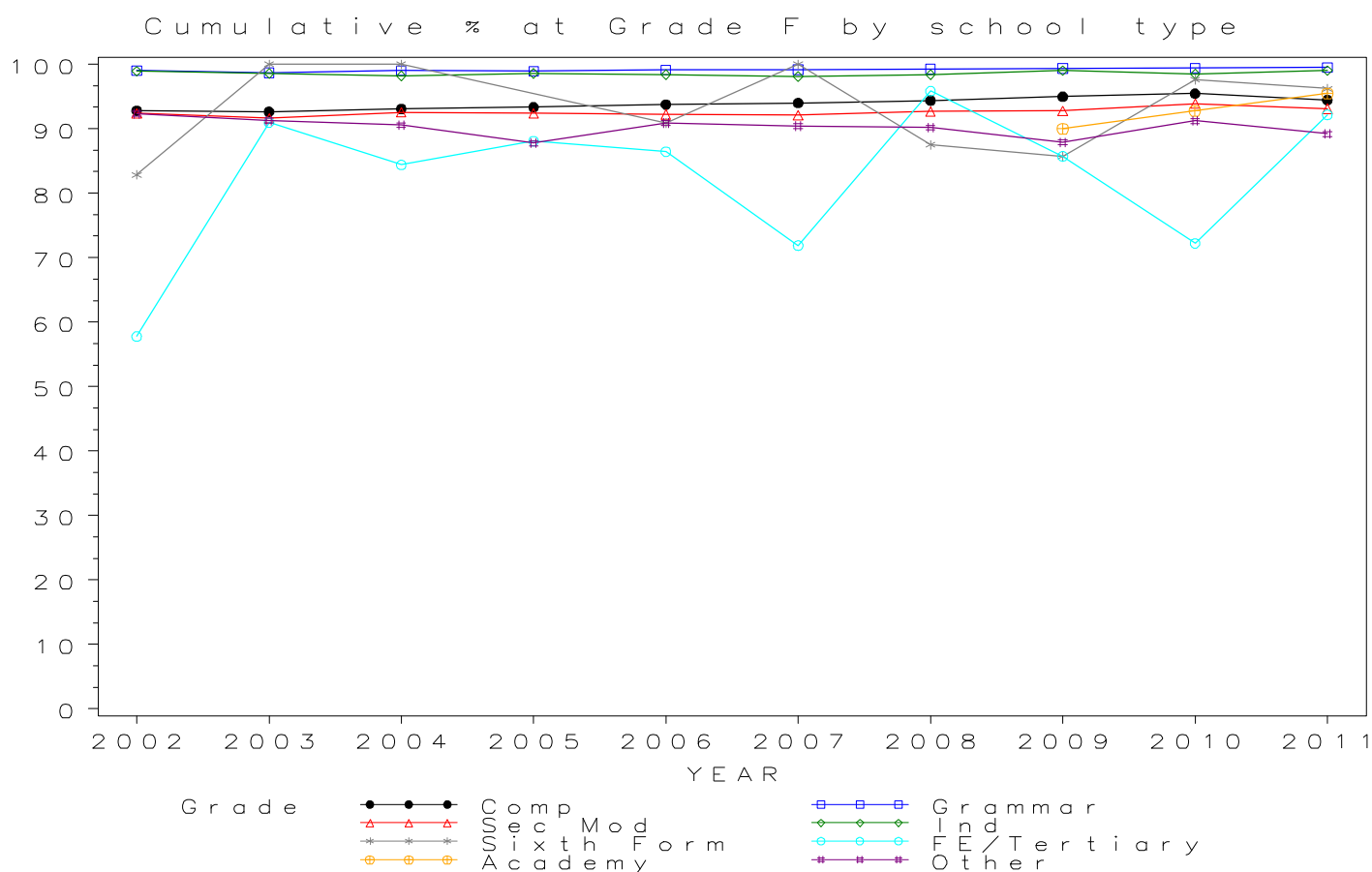


GCSE DESIGN AND TECHNOLOGY Grade F by school type 2002- 2011 Cumulative Percentages

School type	2002	2003	2004	2005	2006	2007	2008	2009	2010	2011
Comprehensive	92.8	92.6	93.1	93.3	93.8	94.0	94.4	95.0	95.4	94.5
Grammar	99.0	98.7	99.0	98.9	99.1	99.1	99.2	99.3	99.4	99.5
Sec Mod	92.4	91.6	92.5	92.4	92.2	92.1	92.7	92.8	93.9	93.1
Independent	98.9	98.6	98.2	98.6	98.4	98.1	98.4	99.0	98.5	99.0
Sixth Form	82.9	100.0	100.0	.	90.9	100.0	87.5	85.7	97.6	96.2
FE/Tertiary	57.8	91.0	84.4	88.1	86.4	71.9	95.8	85.7	72.2	92.2
Academy	90.0	92.8	95.5
Other	92.3	91.2	90.6	87.8	90.9	90.4	90.2	87.9	91.2	89.2

Cumulative Numbers

School type	2002	2003	2004	2005	2006	2007	2008	2009	2010	2011
Comprehensive	358037	361044	359285	324326	305120	290516	271510	245160	227470	156971
Grammar	12903	14020	14076	14866	13977	13868	13488	12663	12657	7669
Sec Mod	15341	16665	16707	18314	15886	15172	14413	13049	12362	8232
Independent	12180	12284	12957	13562	13617	14401	13236	11593	12331	11508
Sixth Form	29	14	7	0	30	6	7	6	41	51
FE/Tertiary	26	302	200	133	51	23	23	66	13	47
Academy	7227	9230	54892
Other	748	927	710	674	660	736	2250	929	957	1761

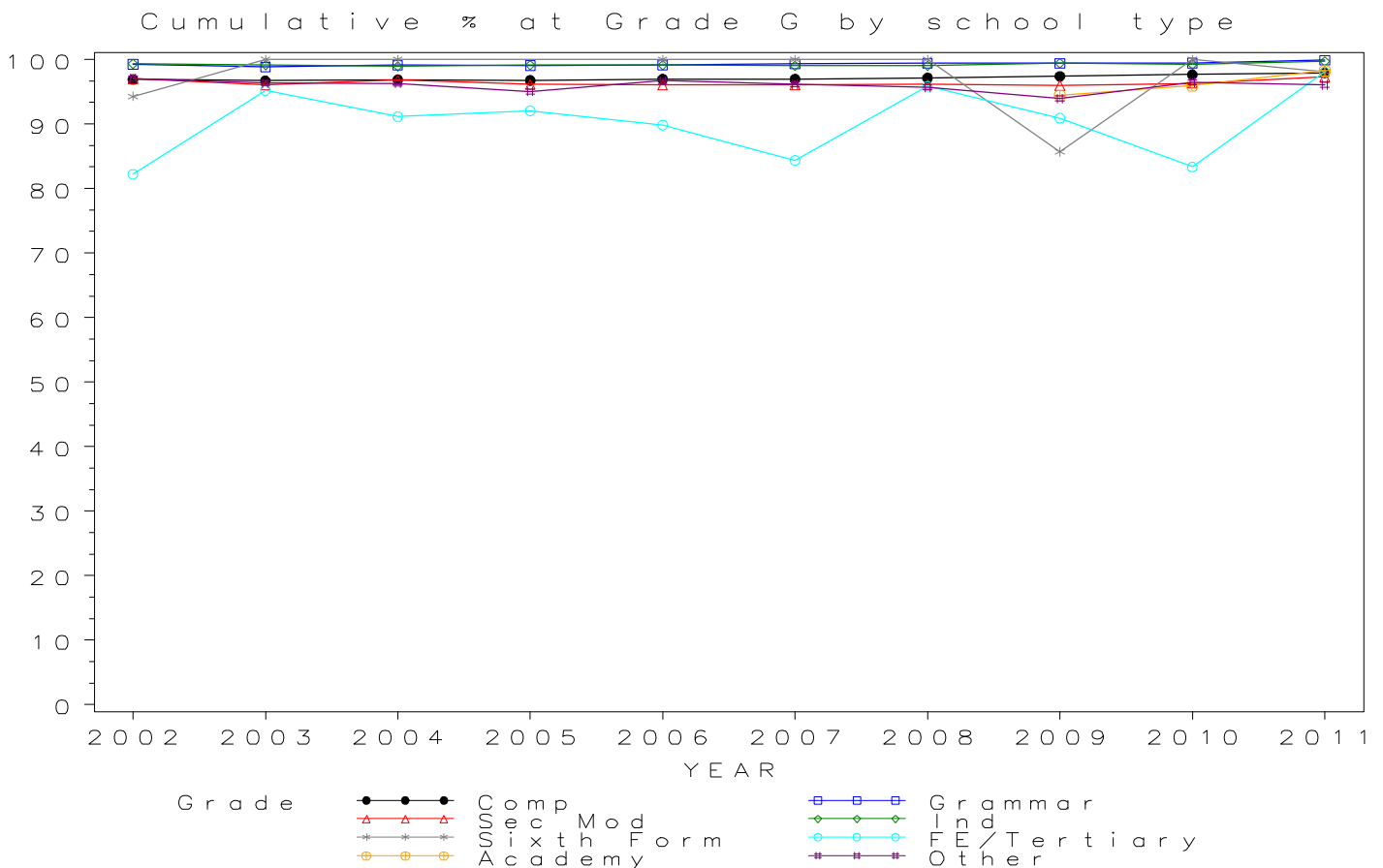


GCSE DESIGN AND TECHNOLOGY Grade G by school type 2002- 2011 Cumulative Percentages

School type	2002	2003	2004	2005	2006	2007	2008	2009	2010	2011
Comprehensive	96.9	96.7	96.9	96.8	97.0	97.0	97.1	97.4	97.7	97.9
Grammar	99.3	98.8	99.1	99.1	99.2	99.3	99.4	99.4	99.4	99.9
Sec Mod	97.0	96.1	96.8	96.2	96.1	96.0	96.1	96.0	96.3	97.3
Independent	99.3	99.1	98.9	99.1	99.1	99.0	99.0	99.4	99.2	99.7
Sixth Form	94.3	100.0	100.0	.	100.0	100.0	100.0	85.7	100.0	98.1
FE/Tertiary	82.2	95.2	91.1	92.1	89.8	84.4	95.8	90.9	83.3	98.0
Academy	94.4	96.0	98.3
Other	97.0	96.4	96.3	95.1	96.7	96.2	95.7	93.9	96.5	96.1

Cumulative Numbers

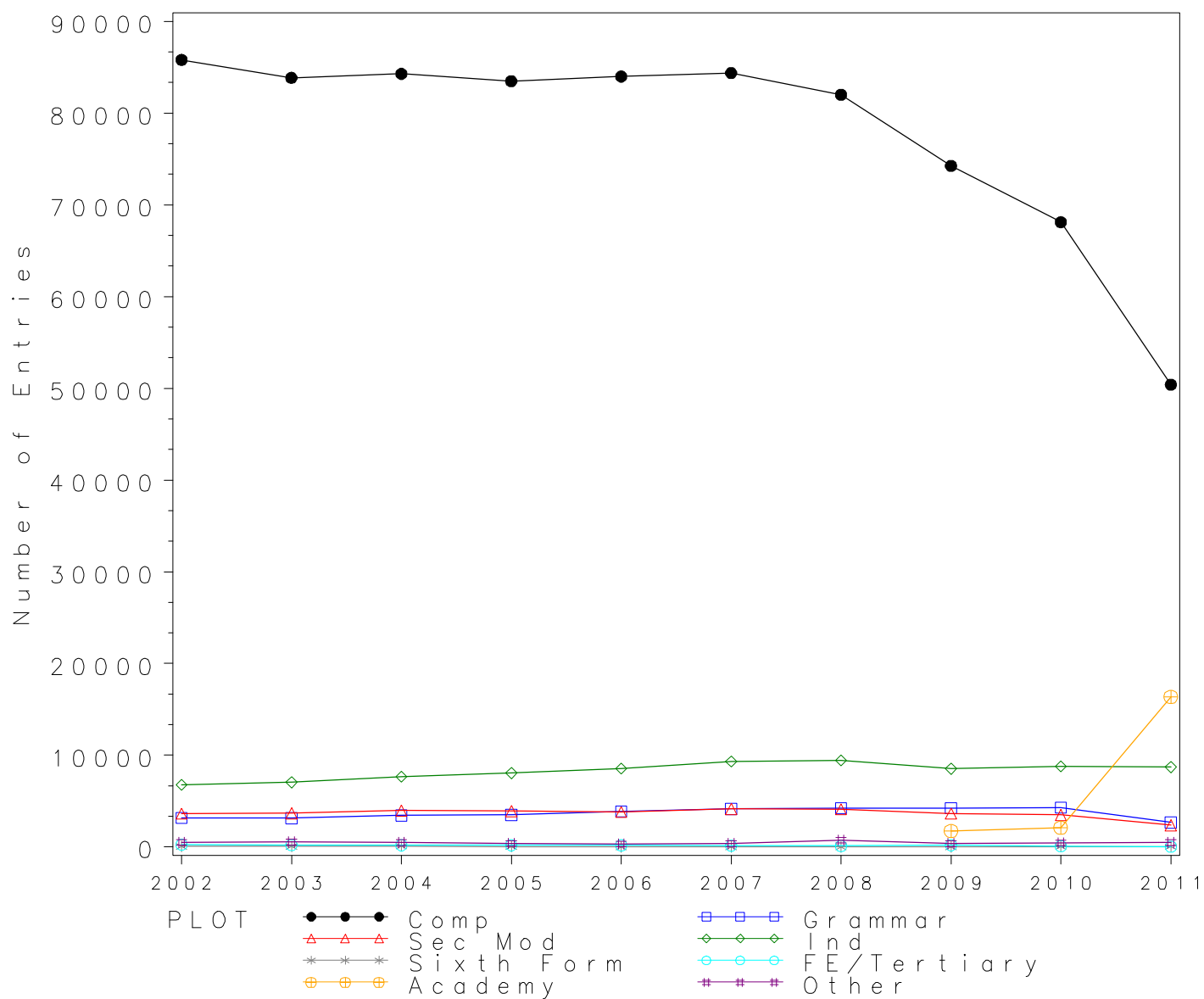
School type	2002	2003	2004	2005	2006	2007	2008	2009	2010	2011
Comprehensive	373793	376911	373953	336239	315616	299722	279522	251429	232730	162742
Grammar	12930	14042	14091	14882	13984	13888	13509	12669	12663	7698
Sec Mod	16110	17475	17476	19058	16548	15817	14949	13506	12678	8603
Independent	12229	12346	13050	13631	13713	14533	13316	11640	12419	11589
Sixth Form	33	14	7	0	33	6	8	6	42	52
FE/Tertiary	37	316	216	139	53	27	23	70	15	50
Academy	7580	9548	56502
Other	786	979	755	730	702	783	2388	993	1012	1897



Numbers of GCSE entries in DRAMA by school type 2002- 2011

School type	2002	2003	2004	2005	2006	2007	2008	2009	2010	2011
Comprehensive	85817	83863	84296	83499	84001	84375	82005	74268	68125	50398
Grammar	3168	3144	3434	3512	3882	4152	4243	4234	4295	2677
Sec Mod	3652	3681	3970	3908	3837	4148	4122	3648	3493	2388
Independent	6794	7038	7663	8057	8567	9330	9443	8521	8788	8701
Sixth Form	68	70	87	27	14	15	20	14	39	27
FE/Tertiary	260	216	189	194	182	141	121	190	91	44
Academy	1738	2114	16359
Other	509	542	480	399	332	370	752	369	443	490

GCSE DRAMA Entries by school type 2002–2011



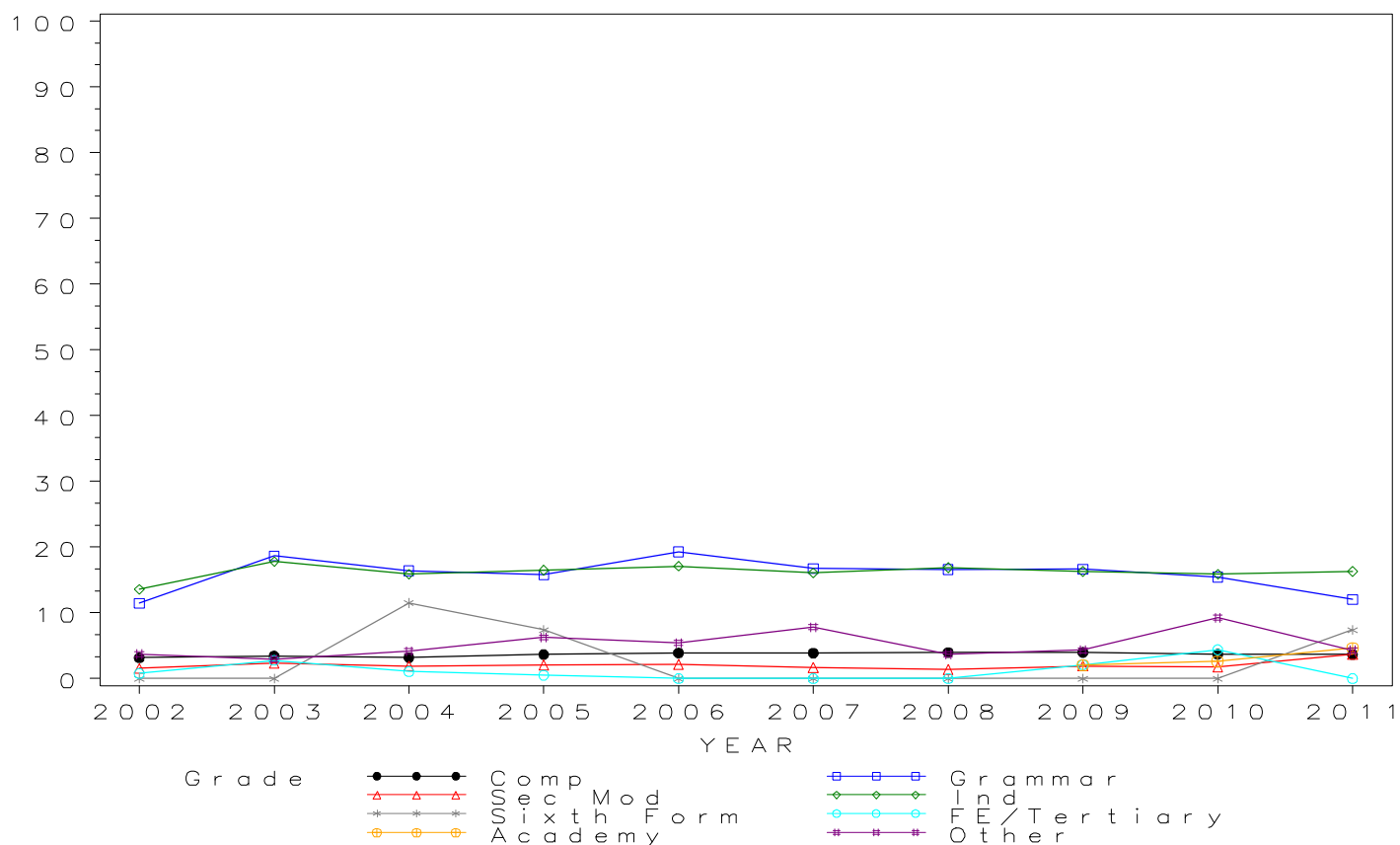
GCSE DRAMA Grade A* by school type 2002- 2011 Cumulative Percentages

School type	2002	2003	2004	2005	2006	2007	2008	2009	2010	2011
Comprehensive	3.2	3.4	3.2	3.7	3.9	3.9	4.0	4.0	3.7	3.7
Grammar	11.5	18.7	16.4	15.8	19.3	16.7	16.6	16.7	15.4	12.1
Sec Mod	1.6	2.3	1.9	2.1	2.2	1.7	1.4	1.9	1.8	3.7
Independent	13.6	17.8	15.9	16.5	17.1	16.1	16.9	16.3	15.9	16.3
Sixth Form	0.0	0.0	11.5	7.4	0.0	0.0	0.0	0.0	0.0	7.4
FE/Tertiary	0.8	2.8	1.1	0.5	0.0	0.0	0.0	2.1	4.4	0.0
Academy	2.1	2.6	4.7
Other	3.7	3.0	4.2	6.3	5.4	7.8	3.7	4.3	9.3	4.3

Cumulative Numbers

School type	2002	2003	2004	2005	2006	2007	2008	2009	2010	2011
Comprehensive	2720	2876	2698	3065	3276	3277	3266	2967	2533	1857
Grammar	363	587	564	554	749	695	704	705	663	323
Sec Mod	58	86	76	81	84	71	59	70	63	89
Independent	924	1253	1218	1329	1465	1502	1596	1389	1397	1418
Sixth Form	0	0	10	2	0	0	0	0	0	2
FE/Tertiary	2	6	2	1	0	0	0	4	4	0
Academy	36	55	769
Other	19	16	20	25	18	29	28	16	41	21

Cumulative % at Grade A* by school type



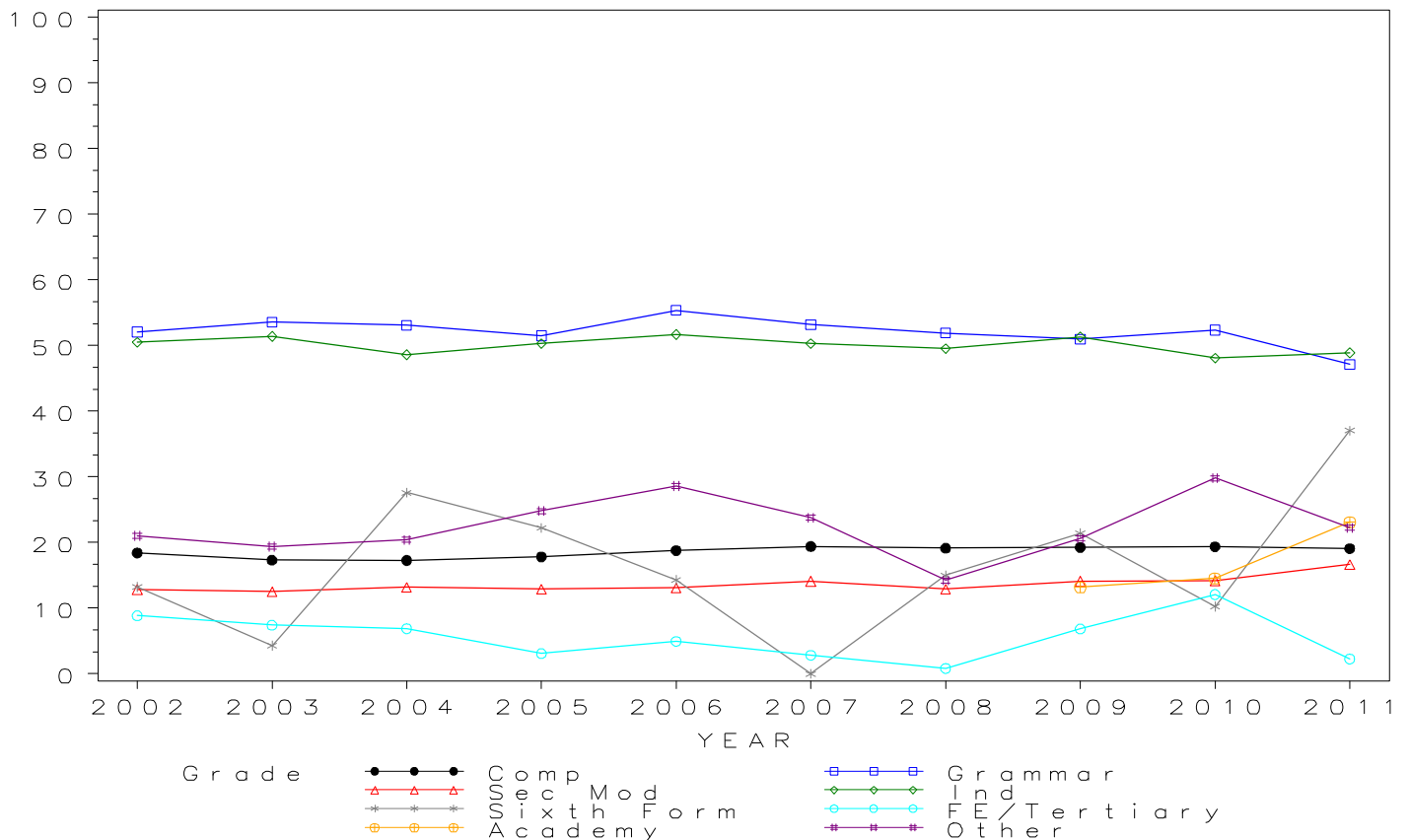
GCSE DRAMA Grade A by school type 2002- 2011 Cumulative Percentages

School type	2002	2003	2004	2005	2006	2007	2008	2009	2010	2011
Comprehensive	18.4	17.3	17.3	17.8	18.8	19.4	19.1	19.3	19.4	19.1
Grammar	52.1	53.6	53.1	51.5	55.4	53.2	51.9	50.9	52.3	47.1
Sec Mod	12.8	12.5	13.2	12.9	13.1	14.1	12.9	14.1	14.2	16.7
Independent	50.5	51.4	48.6	50.3	51.7	50.3	49.5	51.3	48.1	48.9
Sixth Form	13.2	4.3	27.6	22.2	14.3	0.0	15.0	21.4	10.3	37.0
FE/Tertiary	8.8	7.4	6.9	3.1	4.9	2.8	0.8	6.8	12.1	2.3
Academy	13.2	14.5	23.1
Other	21.0	19.4	20.4	24.8	28.6	23.8	14.2	20.6	29.8	22.2

Cumulative Numbers

School type	2002	2003	2004	2005	2006	2007	2008	2009	2010	2011
Comprehensive	15807	14523	14565	14878	15771	16373	15690	14307	13186	9616
Grammar	1649	1684	1822	1808	2149	2209	2202	2157	2248	1261
Sec Mod	469	460	524	505	503	585	531	515	496	398
Independent	3431	3618	3724	4053	4429	4693	4674	4371	4227	4255
Sixth Form	9	3	24	6	2	0	3	3	4	10
FE/Tertiary	23	16	13	6	9	4	1	13	11	1
Academy	229	307	3779
Other	107	105	98	99	95	88	107	76	132	109

Cumulative % at Grade A by school type



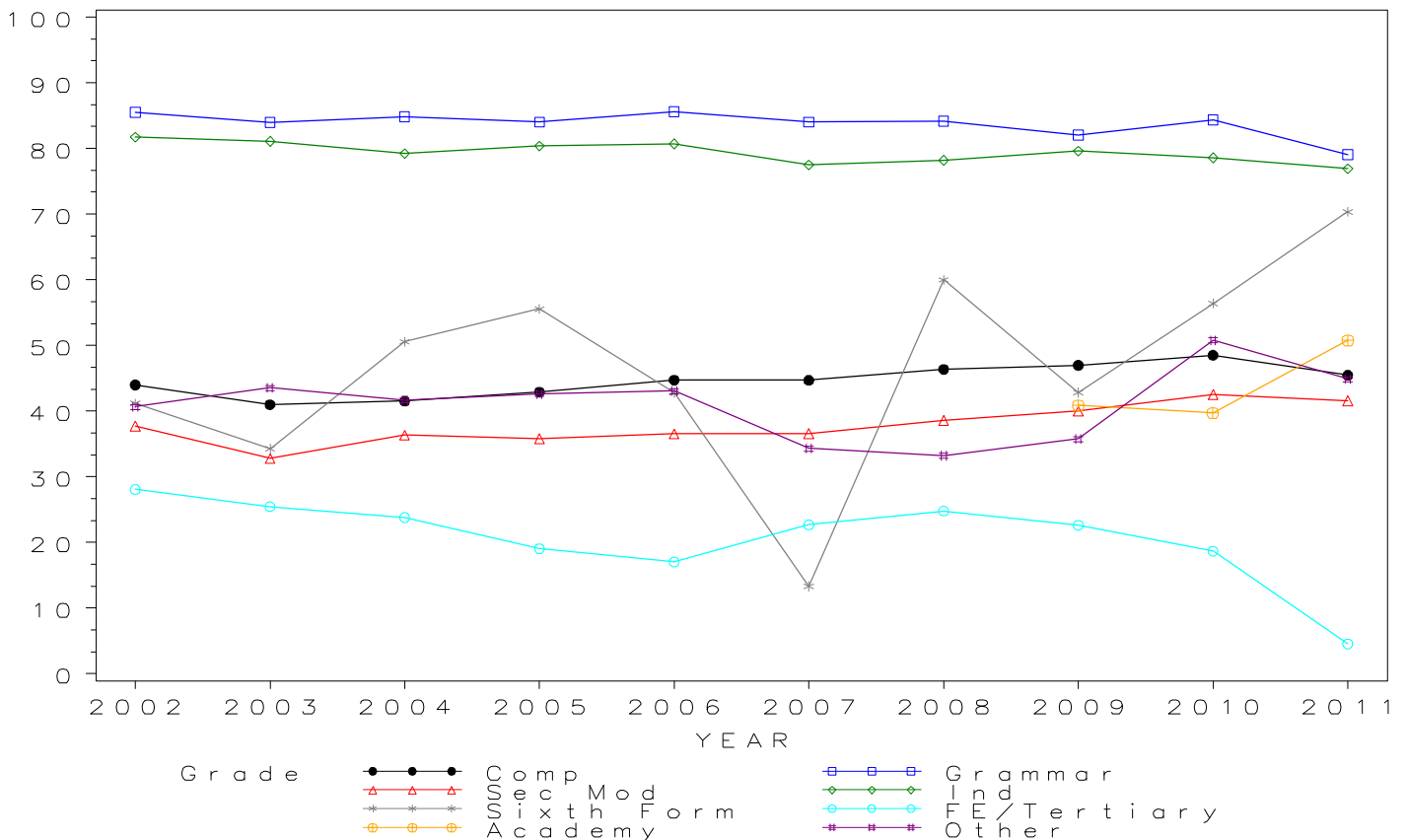
GCSE DRAMA Grade B by school type 2002- 2011 Cumulative Percentages

School type	2002	2003	2004	2005	2006	2007	2008	2009	2010	2011
Comprehensive	44.0	41.0	41.5	42.9	44.7	44.7	46.4	47.0	48.5	45.5
Grammar	85.5	84.0	84.9	84.0	85.6	84.1	84.2	82.1	84.4	79.1
Sec Mod	37.7	32.8	36.3	35.8	36.6	36.6	38.6	40.0	42.5	41.6
Independent	81.7	81.1	79.2	80.4	80.7	77.5	78.2	79.6	78.6	76.9
Sixth Form	41.2	34.3	50.6	55.6	42.9	13.3	60.0	42.9	56.4	70.4
FE/Tertiary	28.1	25.5	23.8	19.1	17.0	22.7	24.8	22.6	18.7	4.5
Academy	40.9	39.8	50.8
Other	40.7	43.5	41.7	42.6	43.1	34.3	33.2	35.8	50.8	44.9

Cumulative Numbers

School type	2002	2003	2004	2005	2006	2007	2008	2009	2010	2011
Comprehensive	37759	34377	35005	35818	37576	37724	38024	34893	33058	22915
Grammar	2709	2640	2914	2951	3323	3490	3572	3474	3623	2117
Sec Mod	1378	1208	1443	1400	1403	1518	1592	1459	1486	993
Independent	5551	5708	6069	6478	6914	7231	7384	6783	6907	6691
Sixth Form	28	24	44	15	6	2	12	6	22	19
FE/Tertiary	73	55	45	37	31	32	30	43	17	2
Academy	711	841	8310
Other	207	236	200	170	143	127	250	132	225	220

Cumulative % at Grade B by school type

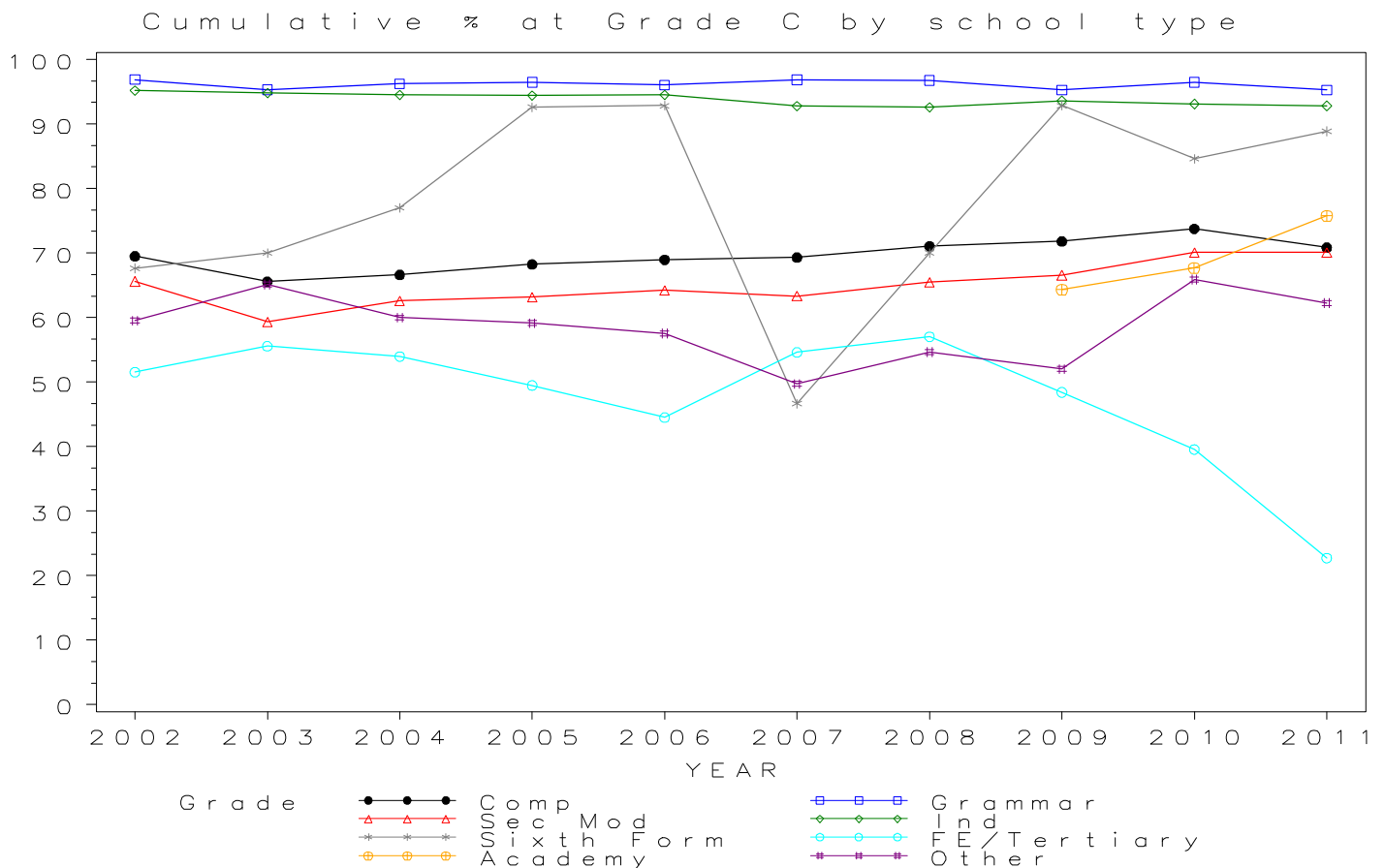


GCSE DRAMA Grade C by school type 2002- 2011 Cumulative Percentages

School type	2002	2003	2004	2005	2006	2007	2008	2009	2010	2011
Comprehensive	69.5	65.6	66.6	68.2	69.0	69.3	71.1	71.8	73.7	70.8
Grammar	96.9	95.3	96.2	96.5	96.0	96.8	96.7	95.3	96.5	95.3
Sec Mod	65.6	59.3	62.6	63.2	64.2	63.3	65.5	66.6	70.1	70.1
Independent	95.2	94.8	94.5	94.4	94.5	92.8	92.6	93.6	93.1	92.8
Sixth Form	67.6	70.0	77.0	92.6	92.9	46.7	70.0	92.9	84.6	88.9
FE/Tertiary	51.5	55.6	54.0	49.5	44.5	54.6	57.0	48.4	39.6	22.7
Academy	64.3	67.7	75.8
Other	59.5	65.1	60.0	59.1	57.5	49.7	54.7	52.0	65.9	62.2

Cumulative Numbers

School type	2002	2003	2004	2005	2006	2007	2008	2009	2010	2011
Comprehensive	59642	54988	56154	56980	57925	58481	58265	53330	50240	35703
Grammar	3069	2997	3305	3388	3728	4021	4105	4035	4143	2550
Sec Mod	2397	2183	2484	2468	2464	2627	2699	2429	2449	1674
Independent	6468	6672	7242	7606	8096	8658	8744	7976	8182	8075
Sixth Form	46	49	67	25	13	7	14	13	33	24
FE/Tertiary	134	120	102	96	81	77	69	92	36	10
Academy	1118	1431	12400
Other	303	353	288	236	191	184	411	192	292	305

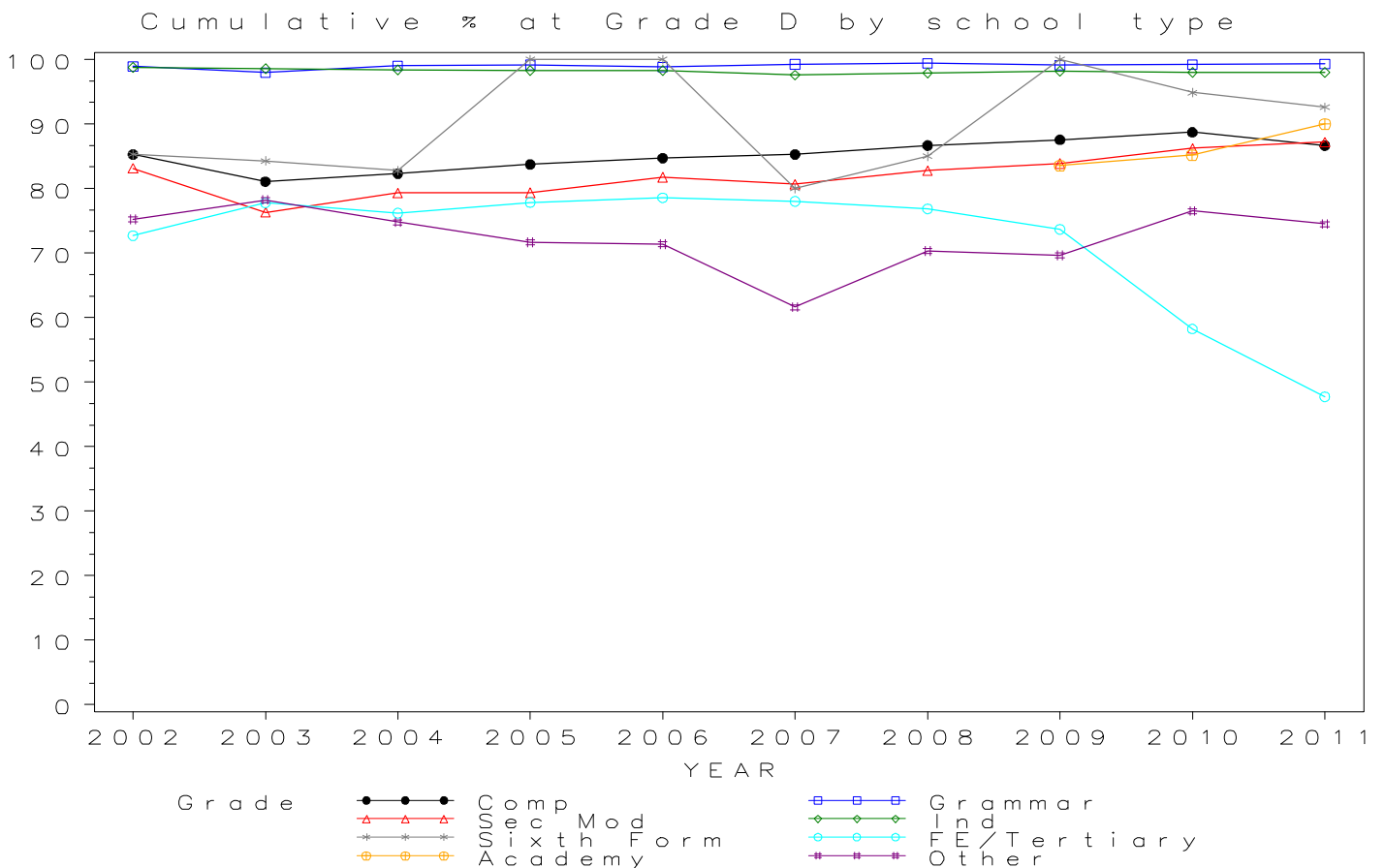


GCSE DRAMA Grade D by school type 2002- 2011 Cumulative Percentages

School type	2002	2003	2004	2005	2006	2007	2008	2009	2010	2011
Comprehensive	85.3	81.1	82.3	83.7	84.7	85.3	86.7	87.6	88.7	86.7
Grammar	98.9	98.0	99.0	99.2	98.8	99.3	99.4	99.1	99.2	99.3
Sec Mod	83.1	76.3	79.3	79.4	81.8	80.7	82.8	83.9	86.3	87.2
Independent	98.8	98.6	98.4	98.3	98.3	97.6	97.9	98.2	98.0	98.0
Sixth Form	85.3	84.3	82.8	100.0	100.0	80.0	85.0	100.0	94.9	92.6
FE/Tertiary	72.7	77.8	76.2	77.8	78.6	78.0	76.9	73.7	58.2	47.7
Academy	83.6	85.2	90.0
Other	75.2	78.2	74.8	71.7	71.4	61.6	70.3	69.6	76.5	74.5

Cumulative Numbers

School type	2002	2003	2004	2005	2006	2007	2008	2009	2010	2011
Comprehensive	73180	67990	69376	69921	71151	71954	71071	65023	60437	43672
Grammar	3134	3080	3401	3483	3836	4121	4217	4196	4262	2659
Sec Mod	3036	2809	3150	3102	3137	3346	3413	3060	3013	2083
Independent	6712	6939	7540	7920	8421	9106	9245	8368	8612	8527
Sixth Form	58	59	72	27	14	12	17	14	37	25
FE/Tertiary	189	168	144	151	143	110	93	140	53	21
Academy	1453	1801	14723
Other	383	424	359	286	237	228	529	257	339	365

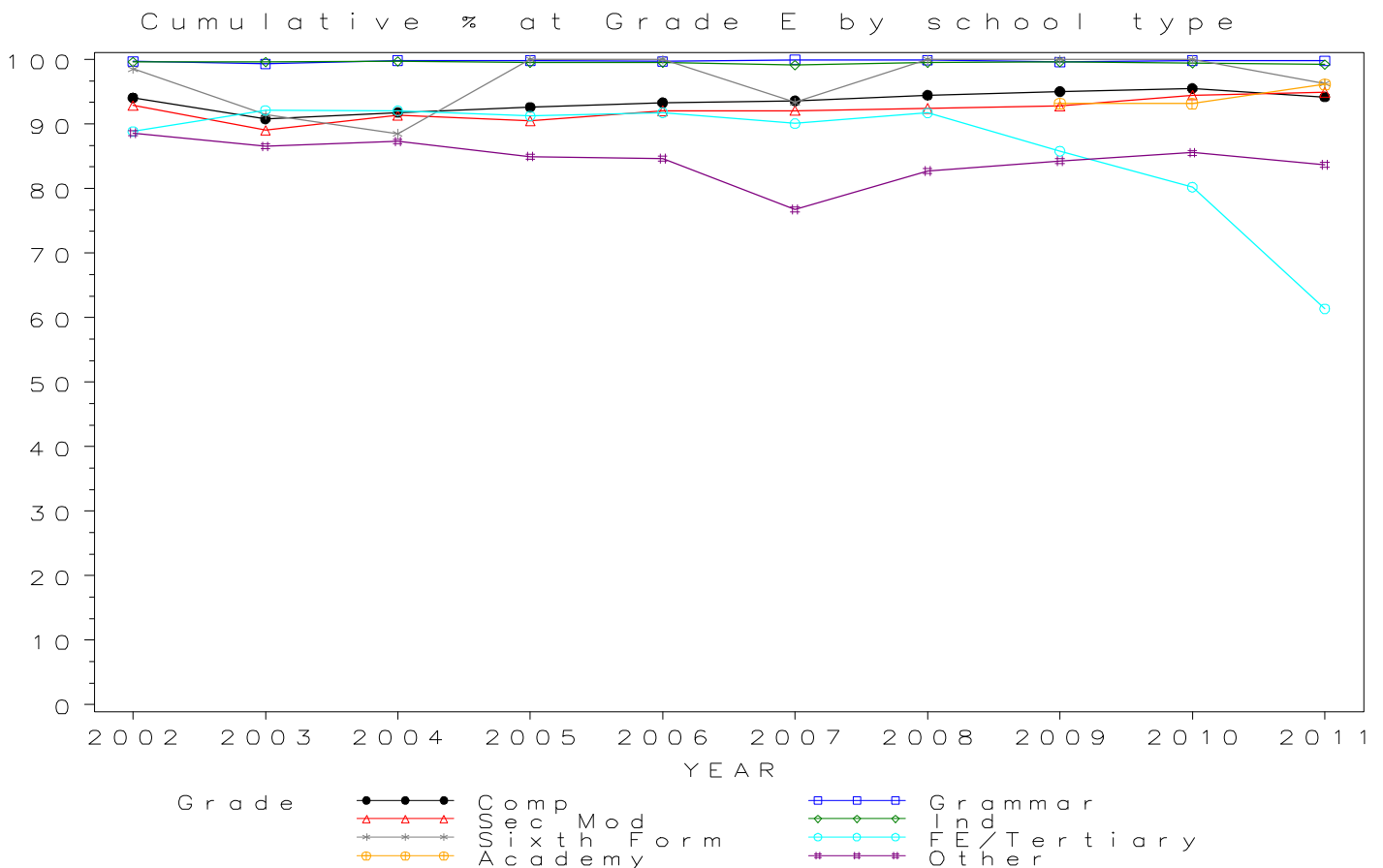


*GCSE DRAMA Grade E by school type 2002- 2011
Cumulative Percentages*

School type	2002	2003	2004	2005	2006	2007	2008	2009	2010	2011
Comprehensive	94.1	90.8	91.8	92.6	93.3	93.6	94.5	95.0	95.5	94.2
Grammar	99.7	99.3	99.8	99.8	99.7	100.0	99.9	99.6	99.8	99.8
Sec Mod	92.9	89.0	91.3	90.5	92.1	92.1	92.4	92.8	94.5	94.9
Independent	99.6	99.6	99.7	99.5	99.5	99.1	99.5	99.6	99.4	99.2
Sixth Form	98.5	91.4	88.5	100.0	100.0	93.3	100.0	100.0	100.0	96.3
FE/Tertiary	88.8	92.1	92.1	91.2	91.8	90.1	91.7	85.8	80.2	61.4
Academy	93.2	93.2	96.2
Other	88.6	86.5	87.3	85.0	84.6	76.8	82.7	84.3	85.6	83.7

Cumulative Numbers

School type	2002	2003	2004	2005	2006	2007	2008	2009	2010	2011
Comprehensive	80714	76143	77369	77325	78370	78966	77467	70578	65071	47467
Grammar	3158	3123	3428	3506	3870	4150	4239	4218	4288	2671
Sec Mod	3392	3277	3626	3537	3532	3819	3810	3385	3300	2267
Independent	6767	7010	7640	8017	8524	9246	9396	8487	8735	8631
Sixth Form	67	64	77	27	14	14	20	14	39	26
FE/Tertiary	231	199	174	177	167	127	111	163	73	27
Academy	1620	1970	15737
Other	451	469	419	339	281	284	622	311	379	410

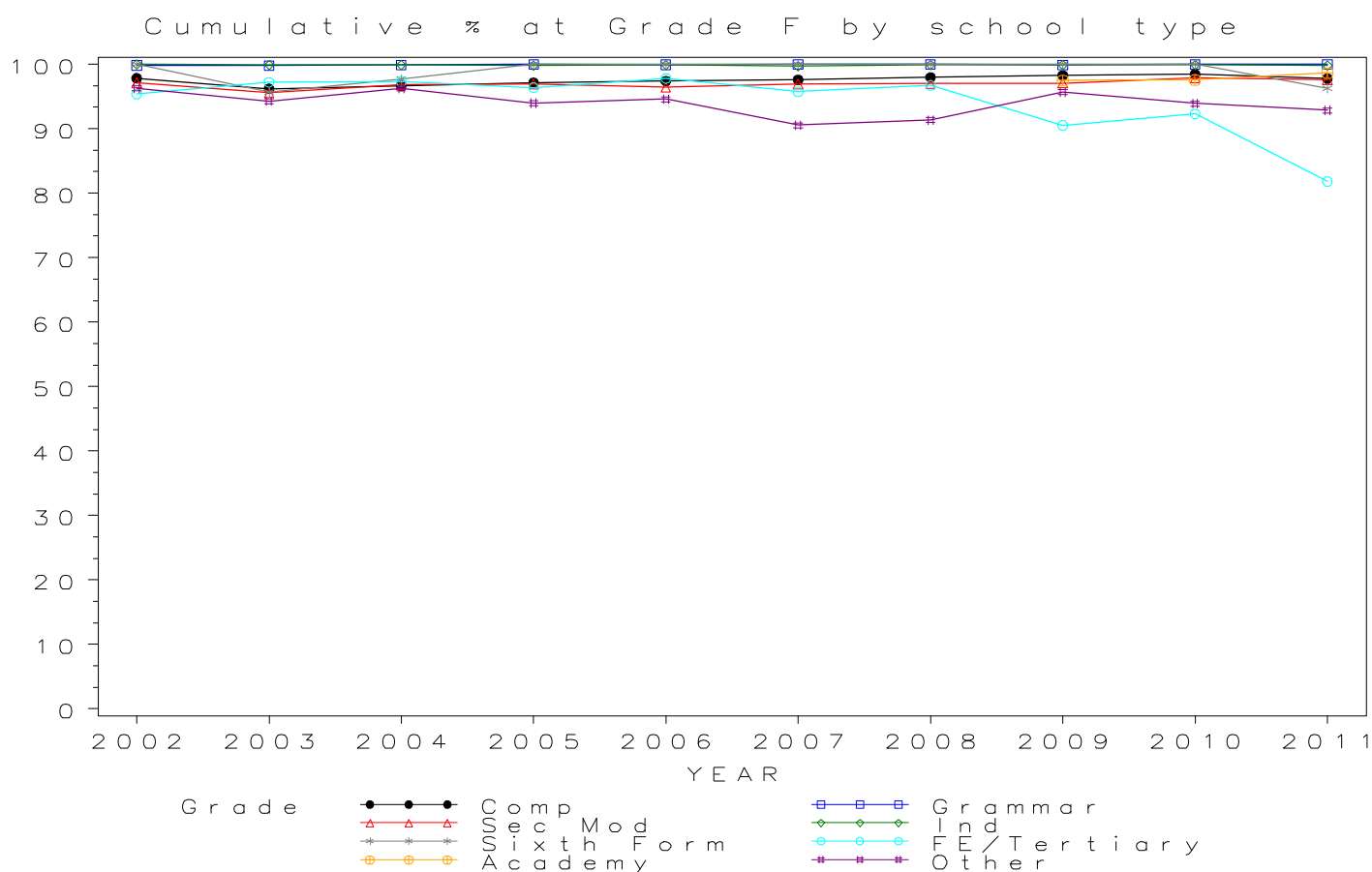


GCSE DRAMA Grade F by school type 2002- 2011 Cumulative Percentages

School type	2002	2003	2004	2005	2006	2007	2008	2009	2010	2011
Comprehensive	97.8	96.2	96.7	97.1	97.4	97.6	98.0	98.3	98.5	97.8
Grammar	99.8	99.8	99.9	100.0	99.9	100.0	100.0	99.9	100.0	100.0
Sec Mod	97.2	95.6	96.8	97.0	96.4	97.0	97.0	97.1	97.9	97.6
Independent	100.0	99.9	99.9	99.8	99.9	99.7	99.9	99.9	99.9	99.8
Sixth Form	100.0	95.7	97.7	100.0	100.0	100.0	100.0	100.0	100.0	96.3
FE/Tertiary	95.4	97.2	97.4	96.4	97.8	95.7	96.7	90.5	92.3	81.8
Academy	97.5	97.6	98.7
Other	96.3	94.3	96.3	94.0	94.6	90.5	91.4	95.7	93.9	92.9

Cumulative Numbers

School type	2002	2003	2004	2005	2006	2007	2008	2009	2010	2011
Comprehensive	83958	80681	81484	81105	81822	82346	80338	72988	67075	49282
Grammar	3163	3138	3431	3511	3880	4152	4243	4230	4295	2677
Sec Mod	3548	3518	3843	3789	3700	4022	3998	3541	3419	2331
Independent	6794	7031	7655	8041	8558	9302	9434	8512	8779	8684
Sixth Form	68	67	85	27	14	15	20	14	39	26
FE/Tertiary	248	210	184	187	178	135	117	172	84	36
Academy	1695	2063	16146
Other	490	511	462	375	314	335	687	353	416	455

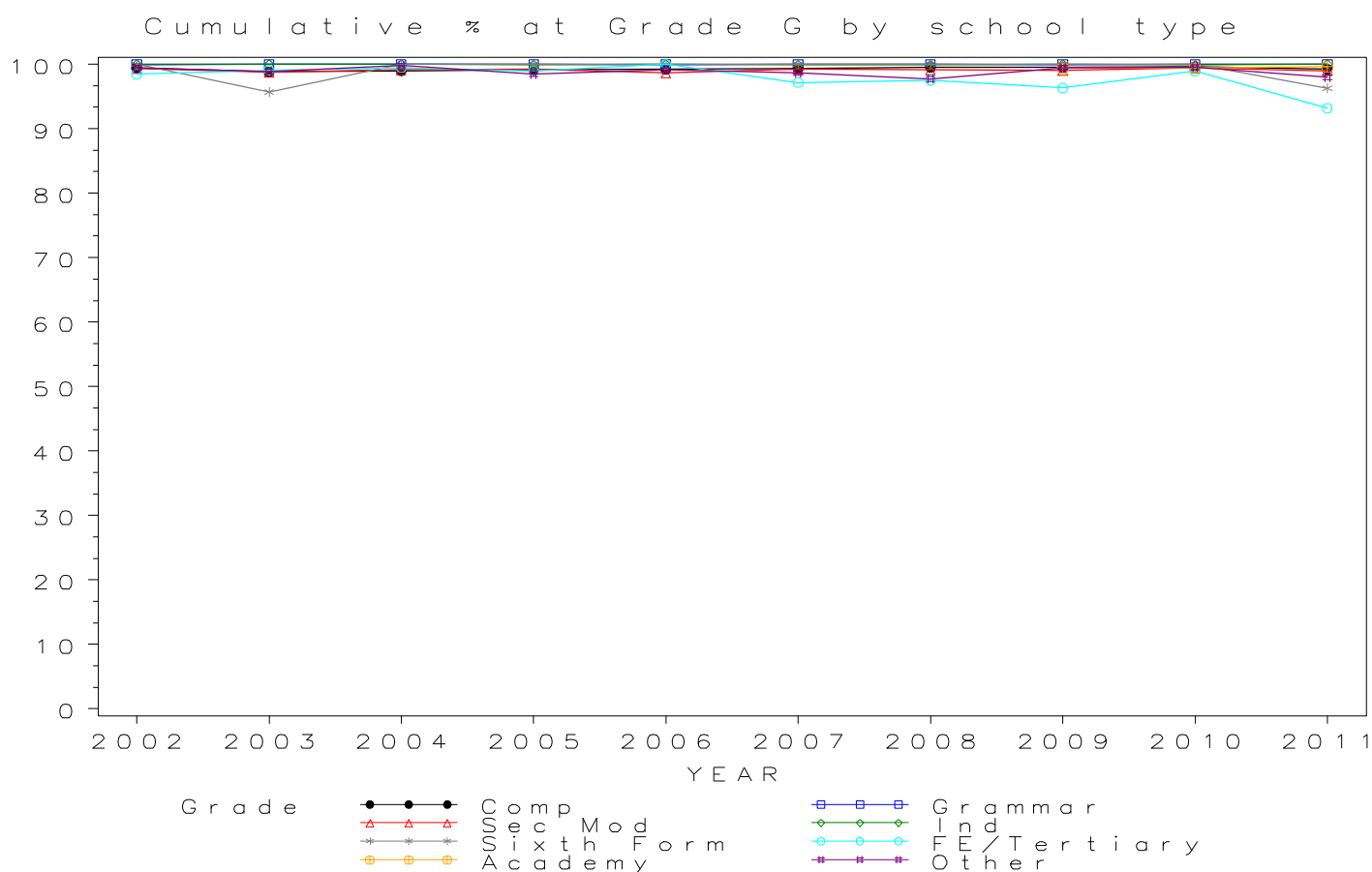


GCSE DRAMA Grade G by school type 2002- 2011 Cumulative Percentages

School type	2002	2003	2004	2005	2006	2007	2008	2009	2010	2011
Comprehensive	99.4	98.8	99.0	99.2	99.2	99.3	99.5	99.5	99.6	99.2
Grammar	99.9	100.0	100.0	100.0	99.9	100.0	100.0	100.0	100.0	100.0
Sec Mod	99.3	98.8	99.1	99.2	98.7	99.3	99.1	99.1	99.5	99.0
Independent	100.0	100.0	100.0	99.9	100.0	99.9	99.9	100.0	99.9	100.0
Sixth Form	100.0	95.7	100.0	100.0	100.0	100.0	100.0	100.0	100.0	96.3
FE/Tertiary	98.5	99.1	99.5	99.0	100.0	97.2	97.5	96.3	98.9	93.2
Academy	99.4	99.4	99.6
Other	99.4	98.9	99.8	98.5	99.1	98.6	97.7	99.5	99.5	98.0

Cumulative Numbers

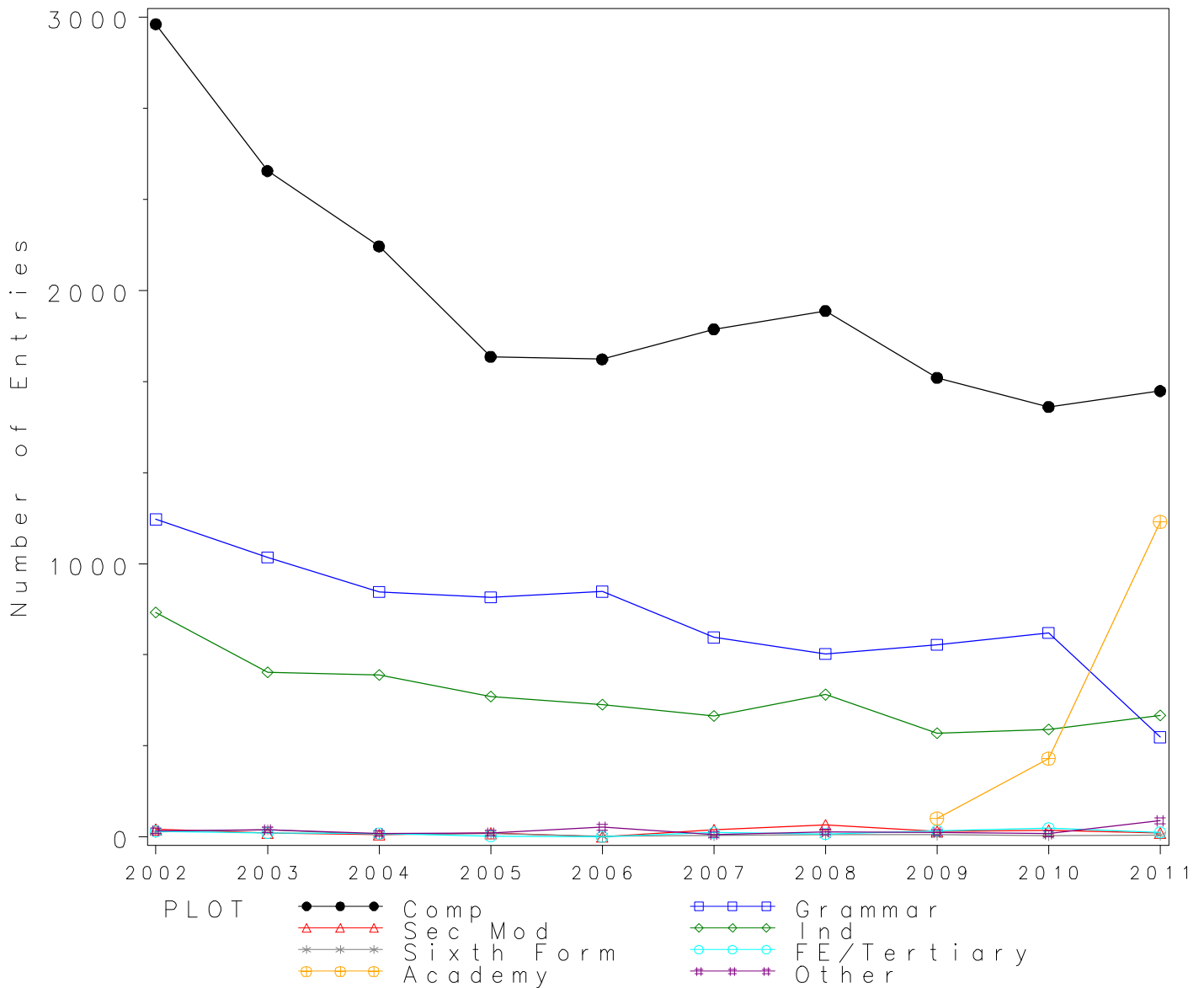
School type	2002	2003	2004	2005	2006	2007	2008	2009	2010	2011
Comprehensive	85340	82860	83443	82797	83355	83825	81595	73925	67853	50003
Grammar	3166	3144	3434	3512	3880	4152	4243	4232	4295	2677
Sec Mod	3626	3636	3934	3878	3786	4118	4086	3614	3474	2364
Independent	6794	7038	7663	8049	8567	9321	9434	8521	8779	8701
Sixth Form	68	67	87	27	14	15	20	14	39	26
FE/Tertiary	256	214	188	192	182	137	118	183	90	41
Academy	1728	2101	16294
Other	506	536	479	393	329	365	735	367	441	480



Numbers of GCSE entries in ECONOMICS by school type 2002-2011

School type	2002	2003	2004	2005	2006	2007	2008	2009	2010	2011
Comprehensive	2974	2437	2161	1757	1748	1858	1925	1680	1574	1632
Grammar	1162	1023	897	877	898	730	670	704	747	365
Sec Mod	28	15	9	14	1	26	45	21	24	15
Independent	822	603	593	514	485	443	521	380	394	445
Sixth Form	18	27	8	12	2	5	8	8	5	7
FE/Tertiary	21	15	13	3	1	16	11	23	32	17
Academy	68	287	1153
Other	23	27	13	15	36	9	19	17	12	60

GCSE ECONOMICS Entries by school type 2002–2011



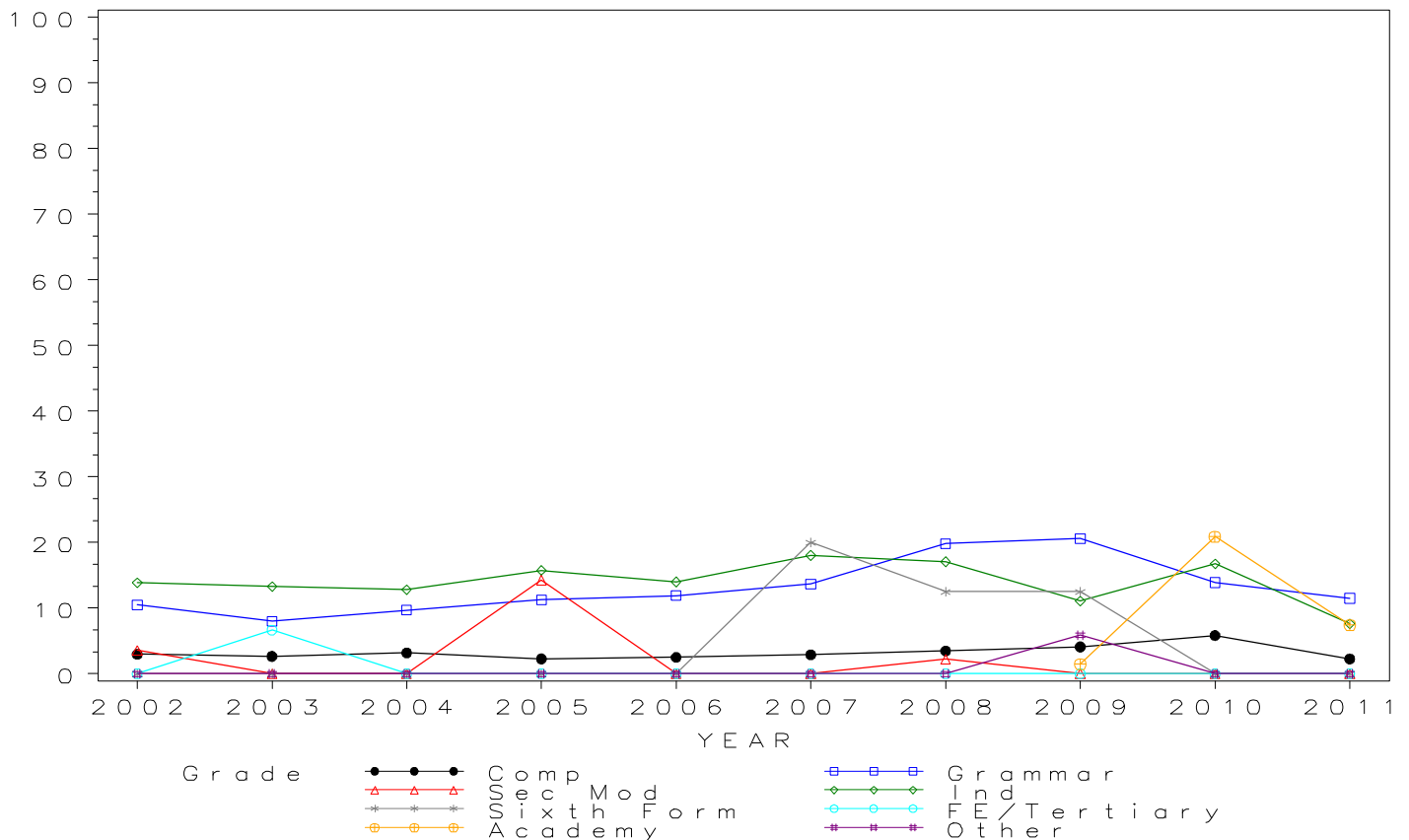
GCSE ECONOMICS Grade A by school type 2002- 2011
Cumulative Percentages*

School type	2002	2003	2004	2005	2006	2007	2008	2009	2010	2011
Comprehensive	3.0	2.7	3.2	2.3	2.5	2.9	3.5	4.1	5.8	2.3
Grammar	10.5	8.0	9.7	11.3	11.9	13.7	19.9	20.6	13.9	11.5
Sec Mod	3.6	0.0	0.0	14.3	0.0	0.0	2.2	0.0	0.0	0.0
Independent	13.9	13.3	12.8	15.8	14.0	18.1	17.1	11.1	16.8	7.6
Sixth Form	0.0	0.0	0.0	0.0	0.0	20.0	12.5	12.5	0.0	0.0
FE/Tertiary	0.0	6.7	0.0	0.0	0.0	0.0	0.0	0.0	0.0	0.0
Academy	1.5	20.9	7.5
Other	0.0	0.0	0.0	0.0	0.0	0.0	0.0	5.9	0.0	0.0

Cumulative Numbers

School type	2002	2003	2004	2005	2006	2007	2008	2009	2010	2011
Comprehensive	89	65	69	40	44	54	67	69	92	37
Grammar	122	82	87	99	107	100	133	145	104	42
Sec Mod	1	0	0	2	0	0	1	0	0	0
Independent	114	80	76	81	68	80	89	42	66	34
Sixth Form	0	0	0	0	0	1	1	1	0	0
FE/Tertiary	0	1	0	0	0	0	0	0	0	0
Academy	1	60	86
Other	0	0	0	0	0	0	0	1	0	0

Cumulative % at Grade A* by school type



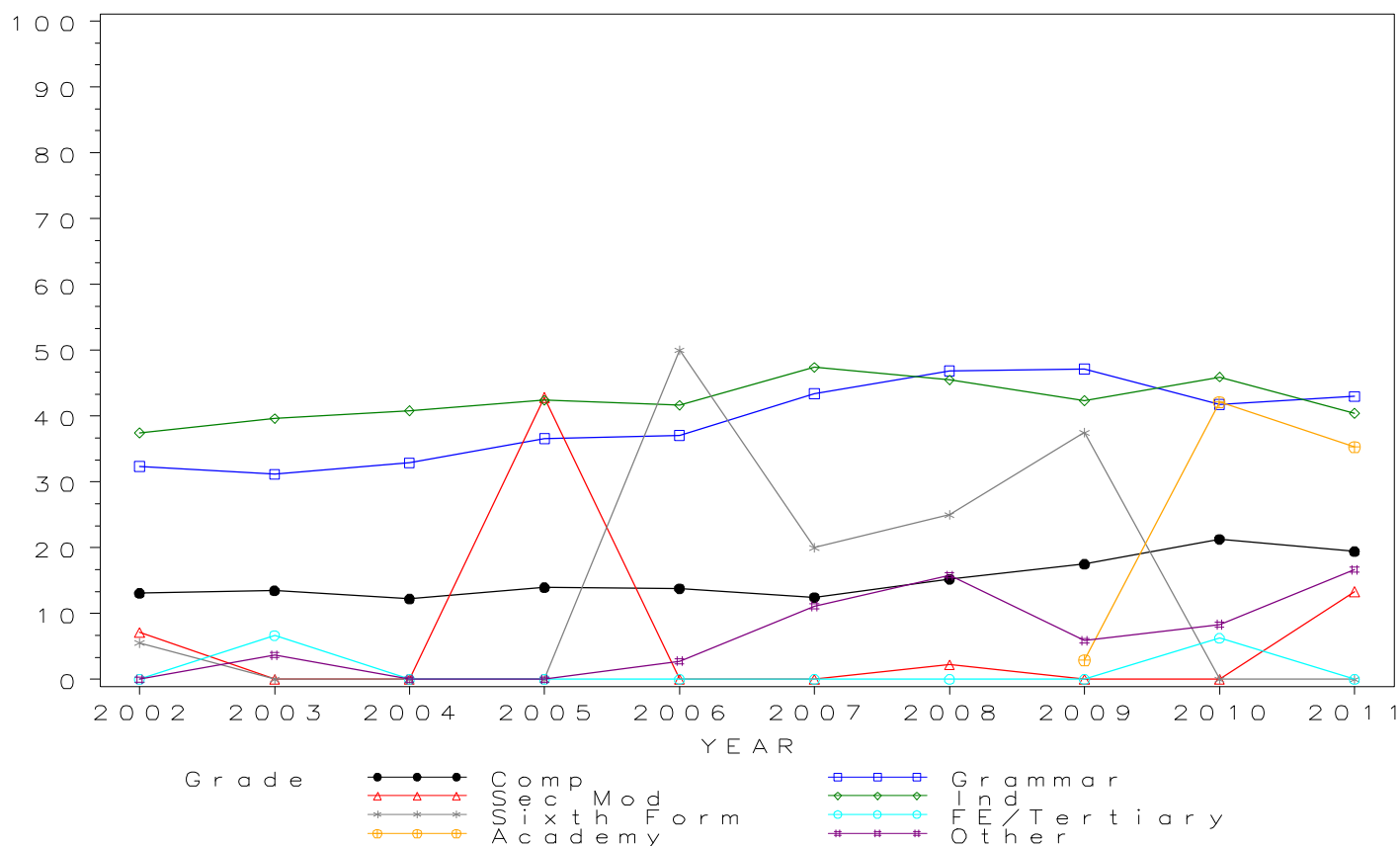
GCSE ECONOMICS Grade A by school type 2002- 2011 Cumulative Percentages

School type	2002	2003	2004	2005	2006	2007	2008	2009	2010	2011
Comprehensive	13.1	13.5	12.2	13.9	13.8	12.4	15.2	17.5	21.3	19.4
Grammar	32.4	31.2	32.9	36.6	37.1	43.4	46.9	47.2	41.8	43.0
Sec Mod	7.1	0.0	0.0	42.9	0.0	0.0	2.2	0.0	0.0	13.3
Independent	37.5	39.6	40.8	42.4	41.6	47.4	45.5	42.4	45.9	40.4
Sixth Form	5.6	0.0	0.0	0.0	50.0	20.0	25.0	37.5	0.0	0.0
FE/Tertiary	0.0	6.7	0.0	0.0	0.0	0.0	0.0	0.0	6.3	0.0
Academy	2.9	42.2	35.3
Other	0.0	3.7	0.0	0.0	2.8	11.1	15.8	5.9	8.3	16.7

Cumulative Numbers

School type	2002	2003	2004	2005	2006	2007	2008	2009	2010	2011
Comprehensive	389	328	264	245	241	231	293	294	335	317
Grammar	376	319	295	321	333	317	314	332	312	157
Sec Mod	2	0	0	6	0	0	1	0	0	2
Independent	308	239	242	218	202	210	237	161	181	180
Sixth Form	1	0	0	0	1	1	2	3	0	0
FE/Tertiary	0	1	0	0	0	0	0	0	2	0
Academy	2	121	407
Other	0	1	0	0	1	1	3	1	1	10

Cumulative % at Grade A by school type



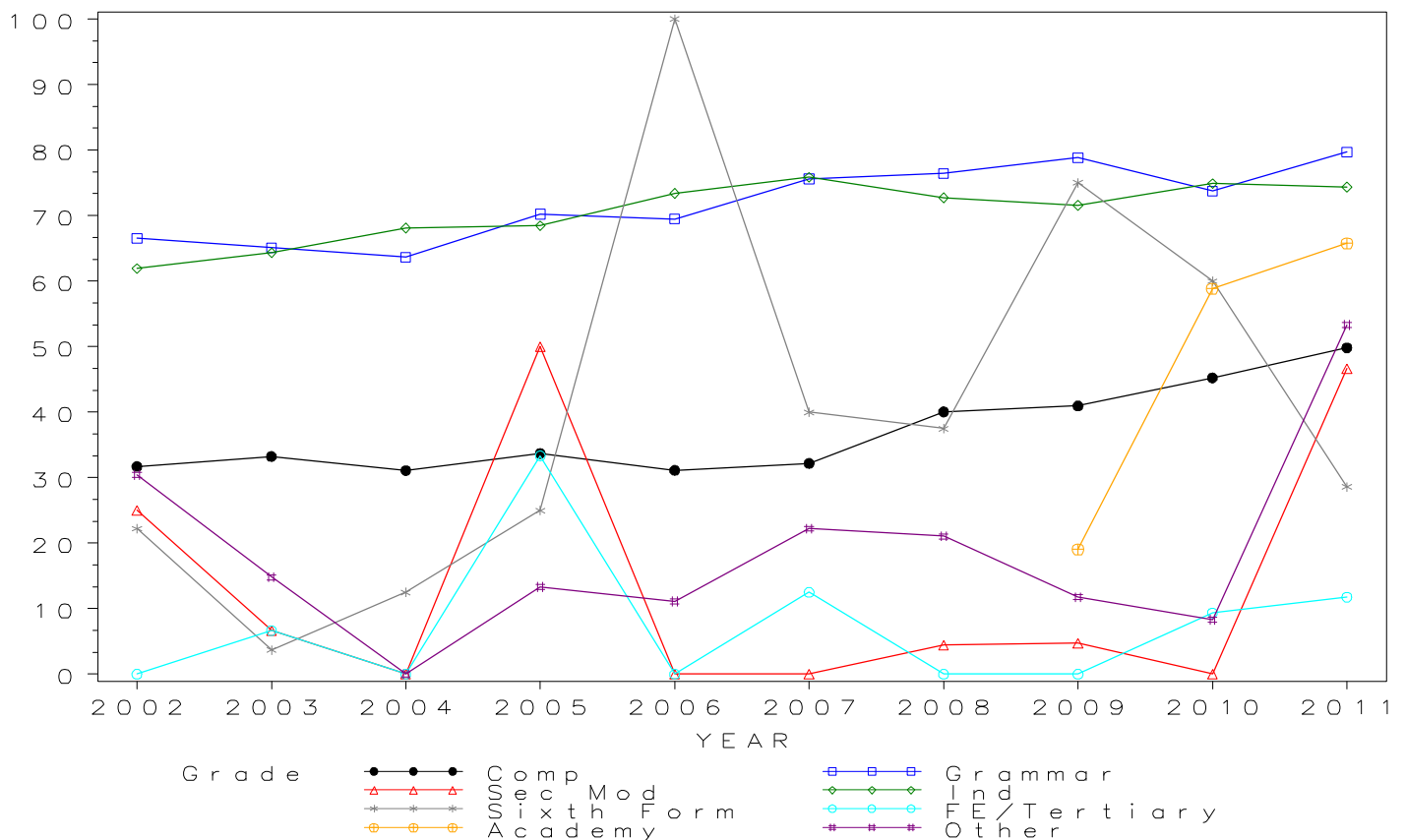
GCSE ECONOMICS Grade B by school type 2002- 2011 Cumulative Percentages

School type	2002	2003	2004	2005	2006	2007	2008	2009	2010	2011
Comprehensive	31.7	33.2	31.1	33.7	31.1	32.2	40.1	41.0	45.2	49.8
Grammar	66.5	65.1	63.7	70.2	69.5	75.6	76.4	78.8	73.8	79.7
Sec Mod	25.0	6.7	0.0	50.0	0.0	0.0	4.4	4.8	0.0	46.7
Independent	61.9	64.3	68.1	68.5	73.4	75.8	72.7	71.6	74.9	74.4
Sixth Form	22.2	3.7	12.5	25.0	100.0	40.0	37.5	75.0	60.0	28.6
FE/Tertiary	0.0	6.7	0.0	33.3	0.0	12.5	0.0	0.0	9.4	11.8
Academy	19.1	58.9	65.8
Other	30.4	14.8	0.0	13.3	11.1	22.2	21.1	11.8	8.3	53.3

Cumulative Numbers

School type	2002	2003	2004	2005	2006	2007	2008	2009	2010	2011
Comprehensive	943	810	672	592	544	598	771	688	712	813
Grammar	773	666	571	616	624	552	512	555	551	291
Sec Mod	7	1	0	7	0	0	2	1	0	7
Independent	509	388	404	352	356	336	379	272	295	331
Sixth Form	4	1	1	3	2	2	3	6	3	2
FE/Tertiary	0	1	0	1	0	2	0	0	3	2
Academy	13	169	759
Other	7	4	0	2	4	2	4	2	1	32

Cumulative % at Grade B by school type



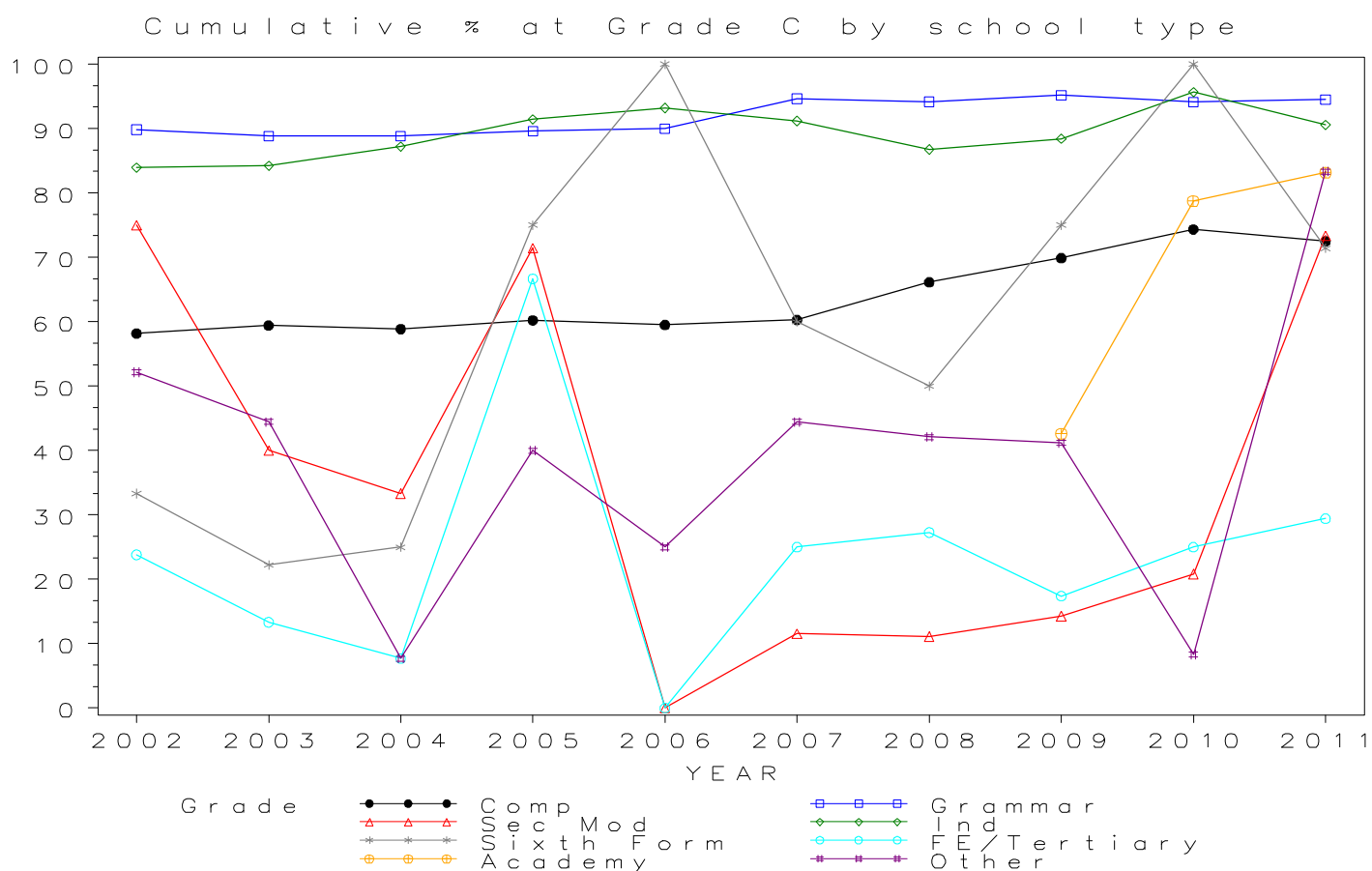
GCSE ECONOMICS Grade C by school type 2002- 2011

Cumulative Percentages

School type	2002	2003	2004	2005	2006	2007	2008	2009	2010	2011
Comprehensive	58.2	59.4	58.9	60.2	59.5	60.3	66.1	69.9	74.3	72.5
Grammar	89.8	88.9	88.9	89.6	90.0	94.7	94.2	95.2	94.1	94.5
Sec Mod	75.0	40.0	33.3	71.4	0.0	11.5	11.1	14.3	20.8	73.3
Independent	83.9	84.2	87.2	91.4	93.2	91.2	86.8	88.4	95.7	90.6
Sixth Form	33.3	22.2	25.0	75.0	100.0	60.0	50.0	75.0	100.0	71.4
FE/Tertiary	23.8	13.3	7.7	66.7	0.0	25.0	27.3	17.4	25.0	29.4
Academy	42.6	78.7	83.2
Other	52.2	44.4	7.7	40.0	25.0	44.4	42.1	41.2	8.3	83.3

Cumulative Numbers

School type	2002	2003	2004	2005	2006	2007	2008	2009	2010	2011
Comprehensive	1730	1448	1272	1058	1040	1120	1273	1174	1170	1183
Grammar	1044	909	797	786	808	691	631	670	703	345
Sec Mod	21	6	3	10	0	3	5	3	5	11
Independent	690	508	517	470	452	404	452	336	377	403
Sixth Form	6	6	2	9	2	3	4	6	5	5
FE/Tertiary	5	2	1	2	0	4	3	4	8	5
Academy	29	226	959
Other	12	12	1	6	9	4	8	7	1	50

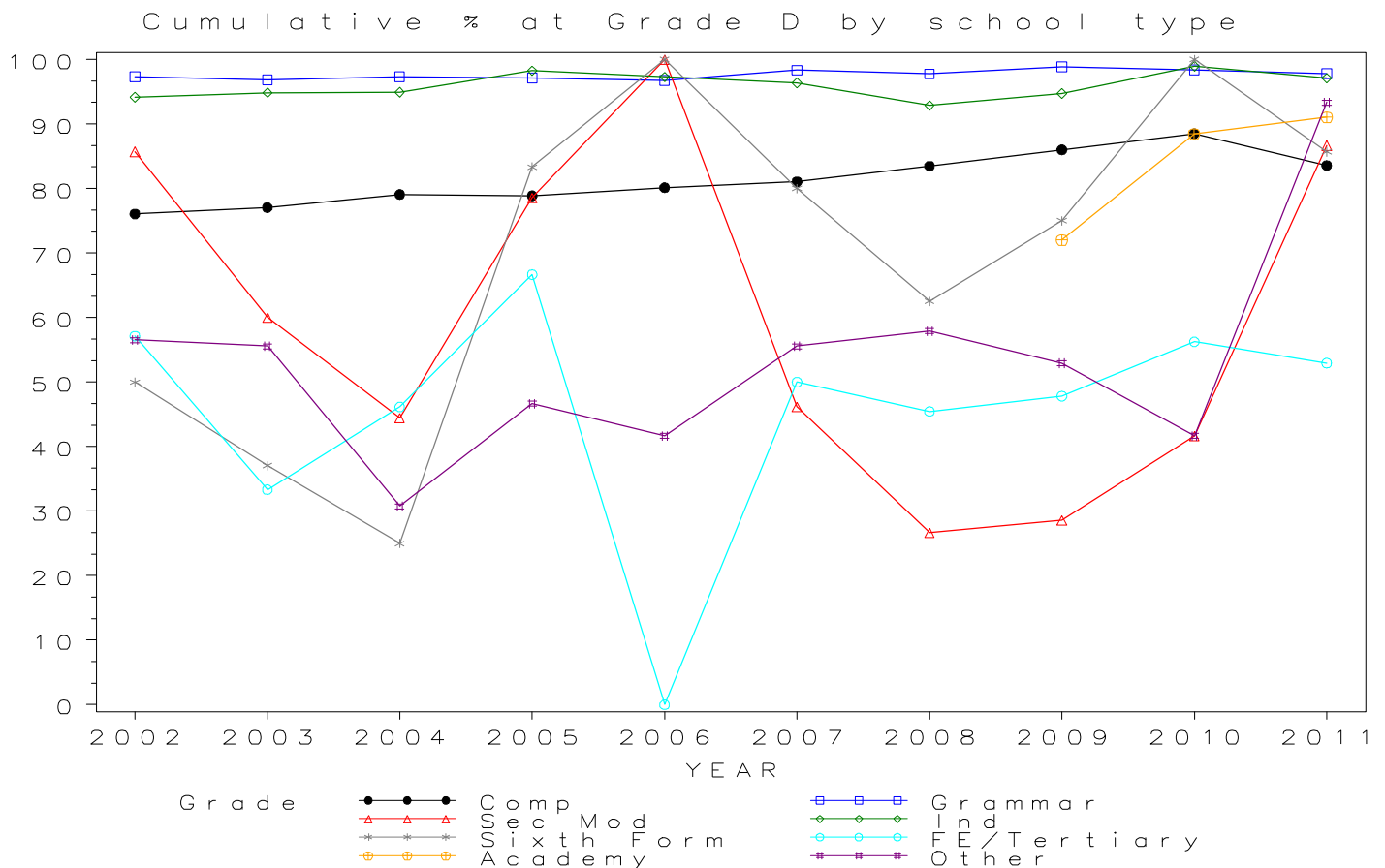


GCSE ECONOMICS Grade D by school type 2002- 2011 Cumulative Percentages

School type	2002	2003	2004	2005	2006	2007	2008	2009	2010	2011
Comprehensive	76.1	77.1	79.1	78.9	80.1	81.1	83.5	86.0	88.5	83.6
Grammar	97.3	96.9	97.3	97.1	96.8	98.4	97.8	98.9	98.4	97.8
Sec Mod	85.7	60.0	44.4	78.6	100.0	46.2	26.7	28.6	41.7	86.7
Independent	94.2	94.9	94.9	98.2	97.3	96.4	92.9	94.7	99.0	97.1
Sixth Form	50.0	37.0	25.0	83.3	100.0	80.0	62.5	75.0	100.0	85.7
FE/Tertiary	57.1	33.3	46.2	66.7	0.0	50.0	45.5	47.8	56.3	52.9
Academy	72.1	88.5	91.1
Other	56.5	55.6	30.8	46.7	41.7	55.6	57.9	52.9	41.7	93.3

Cumulative Numbers

School type	2002	2003	2004	2005	2006	2007	2008	2009	2010	2011
Comprehensive	2262	1878	1709	1386	1401	1506	1607	1445	1393	1364
Grammar	1131	991	873	852	869	718	655	696	735	357
Sec Mod	24	9	4	11	1	12	12	6	10	13
Independent	774	572	563	505	472	427	484	360	390	432
Sixth Form	9	10	2	10	2	4	5	6	5	6
FE/Tertiary	12	5	6	2	0	8	5	11	18	9
Academy	49	254	1050
Other	13	15	4	7	15	5	11	9	5	56



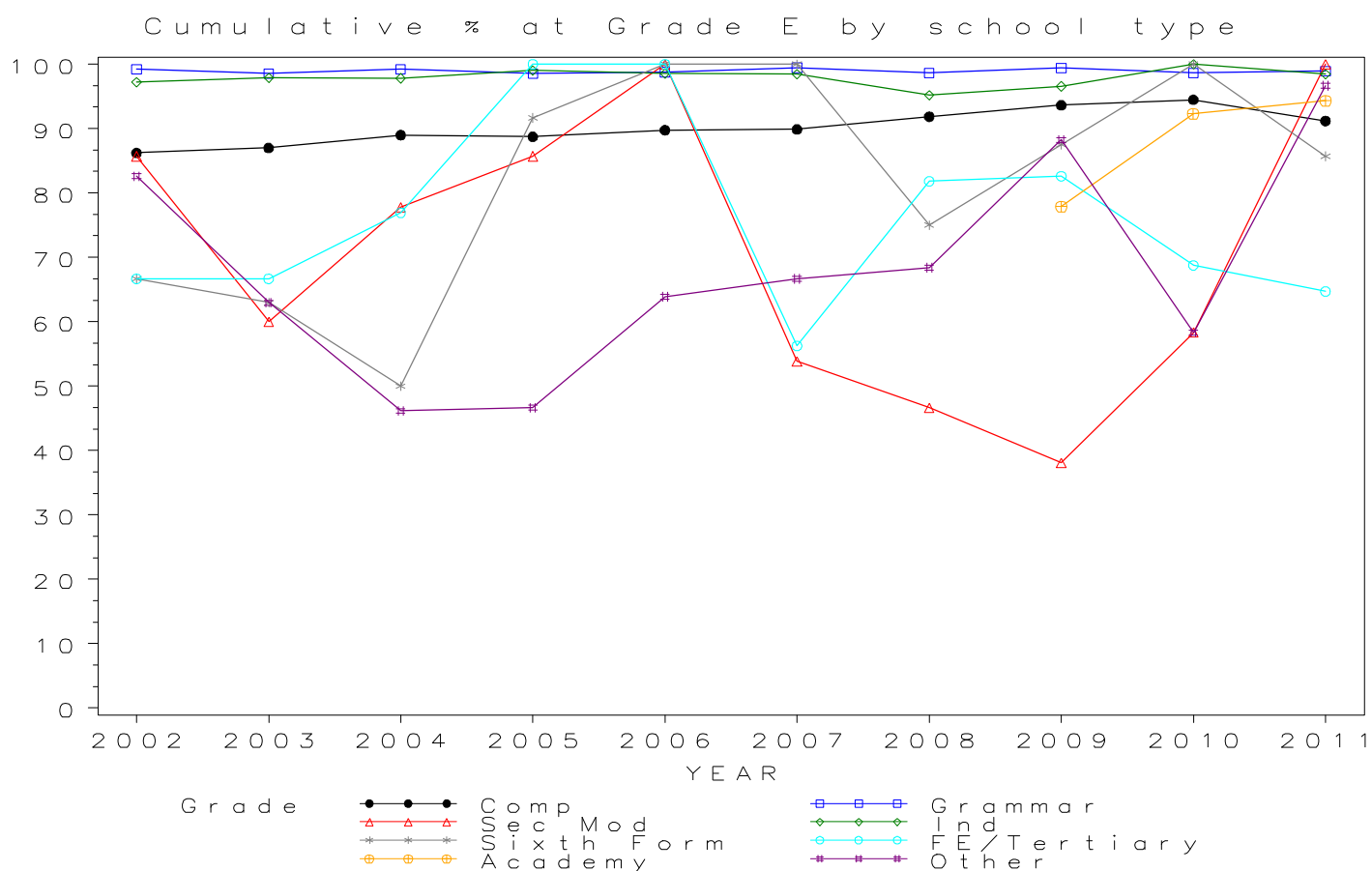
GCSE ECONOMICS Grade E by school type 2002- 2011

Cumulative Percentages

School type	2002	2003	2004	2005	2006	2007	2008	2009	2010	2011
Comprehensive	86.2	87.0	89.0	88.7	89.8	89.9	91.8	93.6	94.5	91.2
Grammar	99.2	98.5	99.2	98.5	98.8	99.5	98.7	99.4	98.7	98.9
Sec Mod	85.7	60.0	77.8	85.7	100.0	53.8	46.7	38.1	58.3	100.0
Independent	97.2	97.8	97.8	99.0	98.6	98.4	95.2	96.6	100.0	98.4
Sixth Form	66.7	63.0	50.0	91.7	100.0	100.0	75.0	87.5	100.0	85.7
FE/Tertiary	66.7	66.7	76.9	100.0	100.0	56.3	81.8	82.6	68.8	64.7
Academy	77.9	92.3	94.4
Other	82.6	63.0	46.2	46.7	63.9	66.7	68.4	88.2	58.3	96.7

Cumulative Numbers

School type	2002	2003	2004	2005	2006	2007	2008	2009	2010	2011
Comprehensive	2564	2120	1923	1559	1569	1670	1768	1573	1487	1488
Grammar	1153	1008	890	864	887	726	661	700	737	361
Sec Mod	24	9	7	12	1	14	21	8	14	15
Independent	799	590	580	509	478	436	496	367	394	438
Sixth Form	12	17	4	11	2	5	6	7	5	6
FE/Tertiary	14	10	10	3	1	9	9	19	22	11
Academy	53	265	1088
Other	19	17	6	7	23	6	13	15	7	58

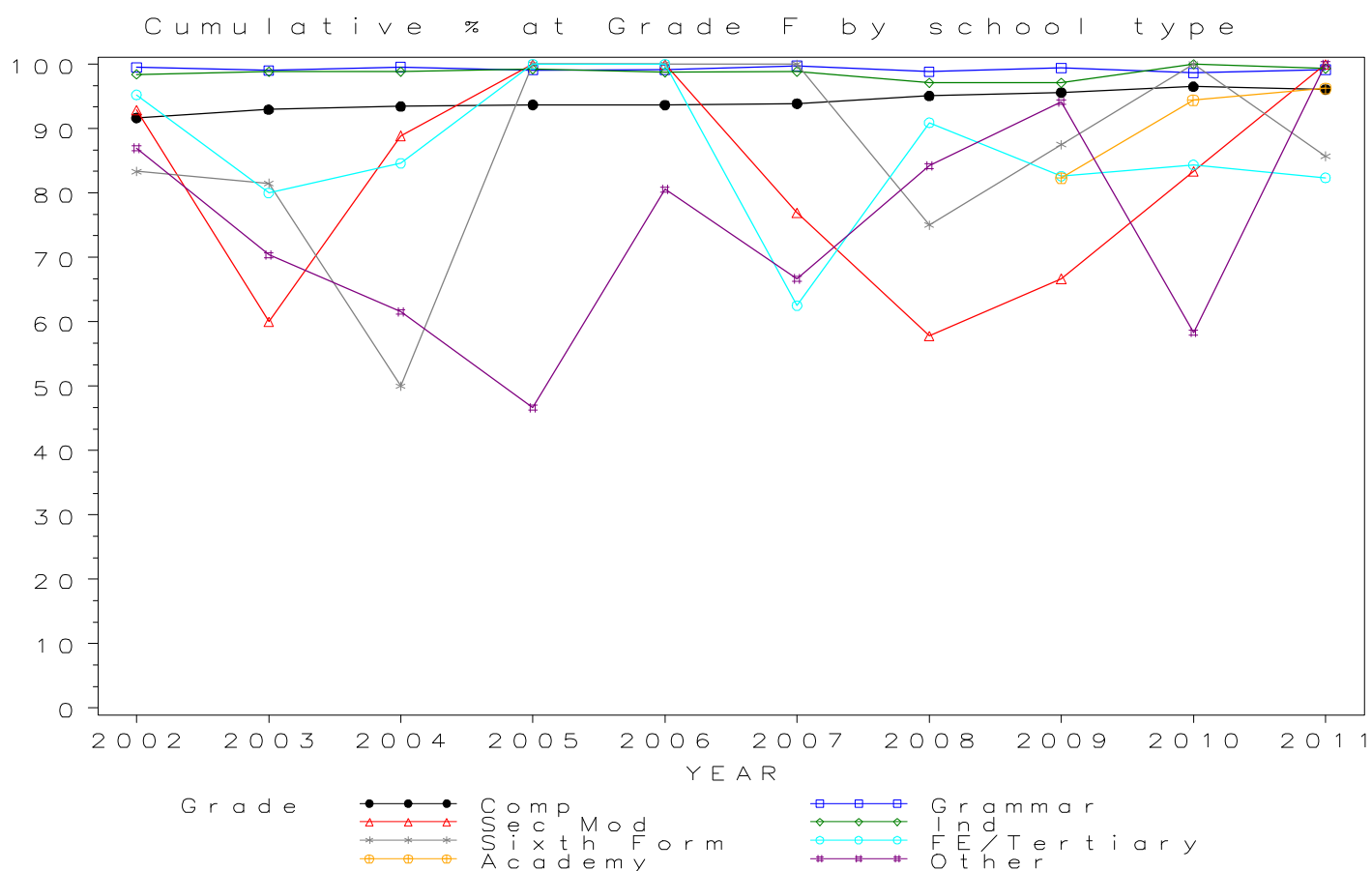


GCSE ECONOMICS Grade F by school type 2002- 2011 Cumulative Percentages

School type	2002	2003	2004	2005	2006	2007	2008	2009	2010	2011
Comprehensive	91.7	92.9	93.4	93.7	93.6	93.9	95.1	95.6	96.5	96.1
Grammar	99.5	99.0	99.6	99.1	99.1	99.7	98.8	99.4	98.7	99.2
Sec Mod	92.9	60.0	88.9	100.0	100.0	76.9	57.8	66.7	83.3	100.0
Independent	98.4	98.8	98.8	99.2	98.8	98.9	97.1	97.1	100.0	99.3
Sixth Form	83.3	81.5	50.0	100.0	100.0	100.0	75.0	87.5	100.0	85.7
FE/Tertiary	95.2	80.0	84.6	100.0	100.0	62.5	90.9	82.6	84.4	82.4
Academy	82.4	94.4	96.3
Other	87.0	70.4	61.5	46.7	80.6	66.7	84.2	94.1	58.3	100.0

Cumulative Numbers

School type	2002	2003	2004	2005	2006	2007	2008	2009	2010	2011
Comprehensive	2726	2265	2019	1646	1637	1744	1830	1606	1519	1568
Grammar	1156	1013	893	869	890	728	662	700	737	362
Sec Mod	26	9	8	14	1	20	26	14	20	15
Independent	809	596	586	510	479	438	506	369	394	442
Sixth Form	15	22	4	12	2	5	6	7	5	6
FE/Tertiary	20	12	11	3	1	10	10	19	27	14
Academy	56	271	1110
Other	20	19	8	7	29	6	16	16	7	60

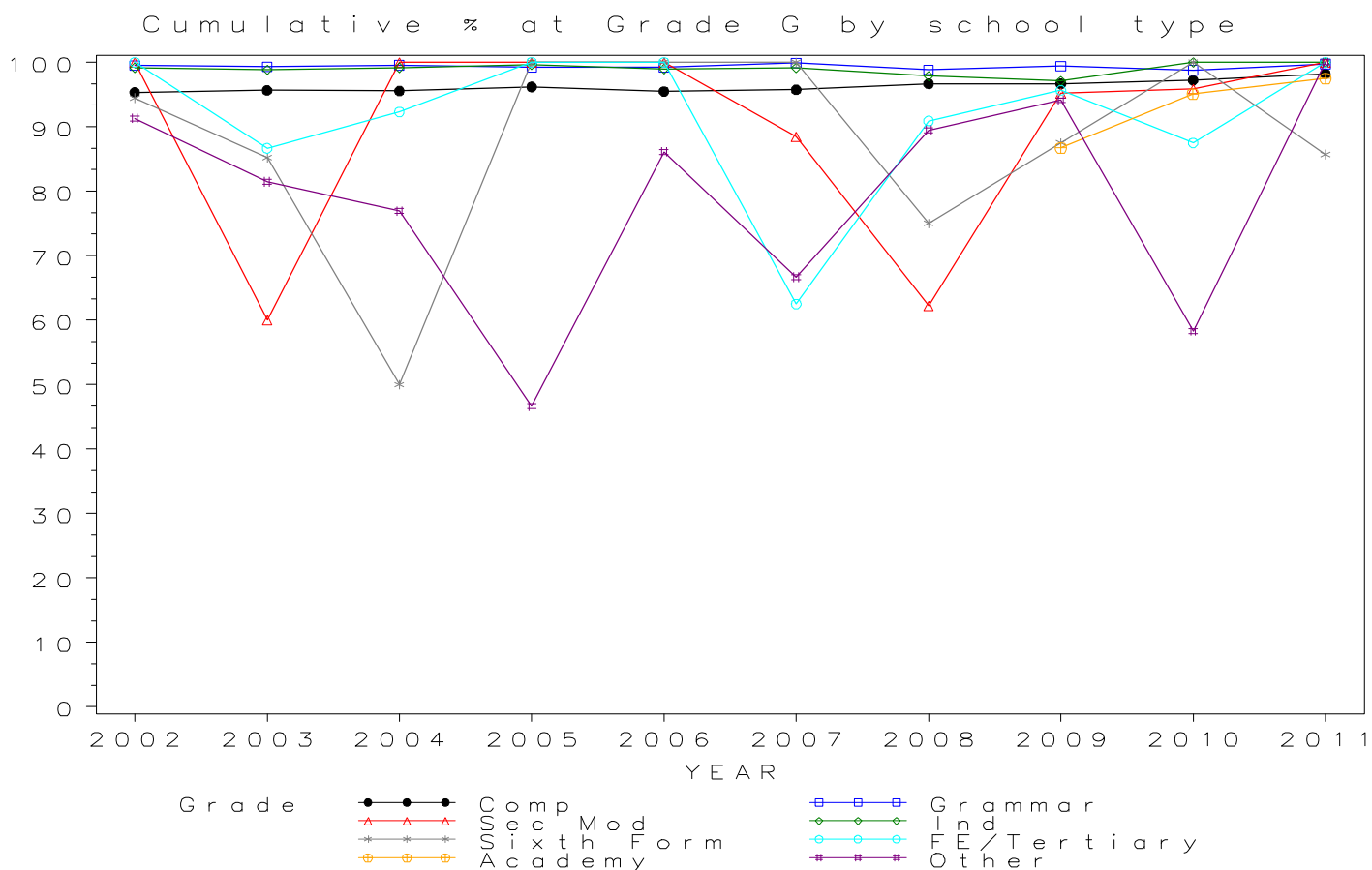


GCSE ECONOMICS Grade G by school type 2002- 2011 Cumulative Percentages

School type	2002	2003	2004	2005	2006	2007	2008	2009	2010	2011
Comprehensive	95.3	95.7	95.6	96.2	95.5	95.7	96.7	96.7	97.2	98.2
Grammar	99.5	99.3	99.6	99.2	99.2	99.9	98.8	99.4	98.8	99.7
Sec Mod	100.0	60.0	100.0	100.0	100.0	88.5	62.2	95.2	95.8	100.0
Independent	99.1	98.8	99.2	99.6	99.0	99.1	97.9	97.1	100.0	100.0
Sixth Form	94.4	85.2	50.0	100.0	100.0	100.0	75.0	87.5	100.0	85.7
FE/Tertiary	100.0	86.7	92.3	100.0	100.0	62.5	90.9	95.7	87.5	100.0
Academy	86.8	95.1	97.5
Other	91.3	81.5	76.9	46.7	86.1	66.7	89.5	94.1	58.3	100.0

Cumulative Numbers

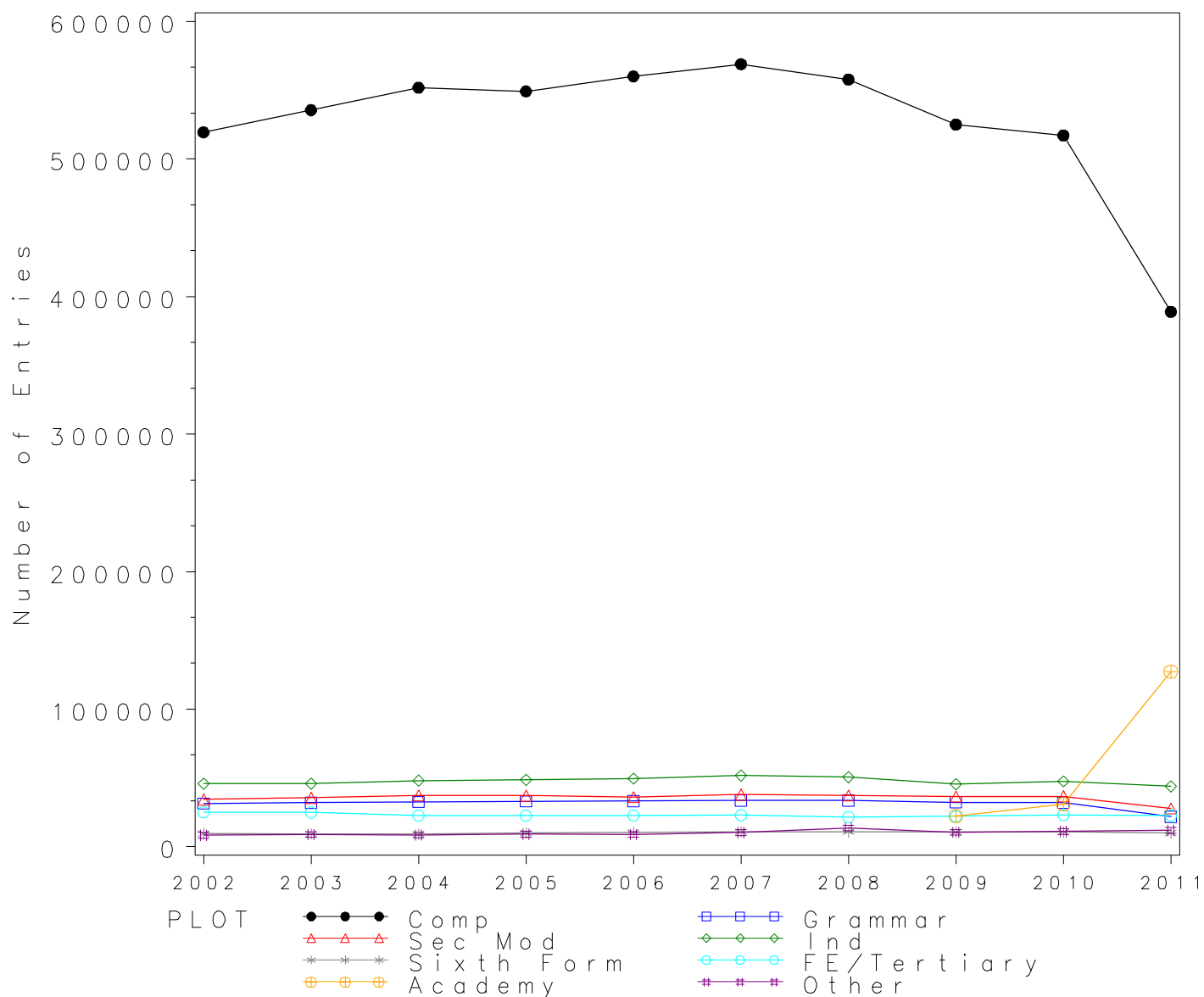
School type	2002	2003	2004	2005	2006	2007	2008	2009	2010	2011
Comprehensive	2835	2331	2065	1690	1669	1779	1861	1624	1530	1603
Grammar	1156	1016	893	870	891	729	662	700	738	364
Sec Mod	28	9	9	14	1	23	28	20	23	15
Independent	815	596	588	512	480	439	510	369	394	445
Sixth Form	17	23	4	12	2	5	6	7	5	6
FE/Tertiary	21	13	12	3	1	10	10	22	28	17
Academy	59	273	1124
Other	21	22	10	7	31	6	17	16	7	60



Numbers of GCSE entries in ENGLISH LANGUAGE by school type 2002- 2011

School type	2002	2003	2004	2005	2006	2007	2008	2009	2010	2011
Comprehensive	519431	535549	551838	549220	560099	568966	557766	525036	517153	388936
Grammar	31407	31919	32615	32971	33203	33702	33643	32292	31974	21679
Sec Mod	34323	35504	37327	37152	36204	37922	37408	36572	36635	27860
Independent	45810	45864	48092	48687	49546	51675	50495	45458	47671	43931
Sixth Form	9442	9303	9217	9947	10506	10900	10826	10794	10778	9865
FE/Tertiary	25134	24912	22793	22655	22780	22975	21571	22061	23055	22785
Academy	22333	30877	127133
Other	8429	8932	8542	9119	8937	10315	13708	10528	11054	11921

GCSE ENGLISH LANGUAGE Entries by school type 2002–2011



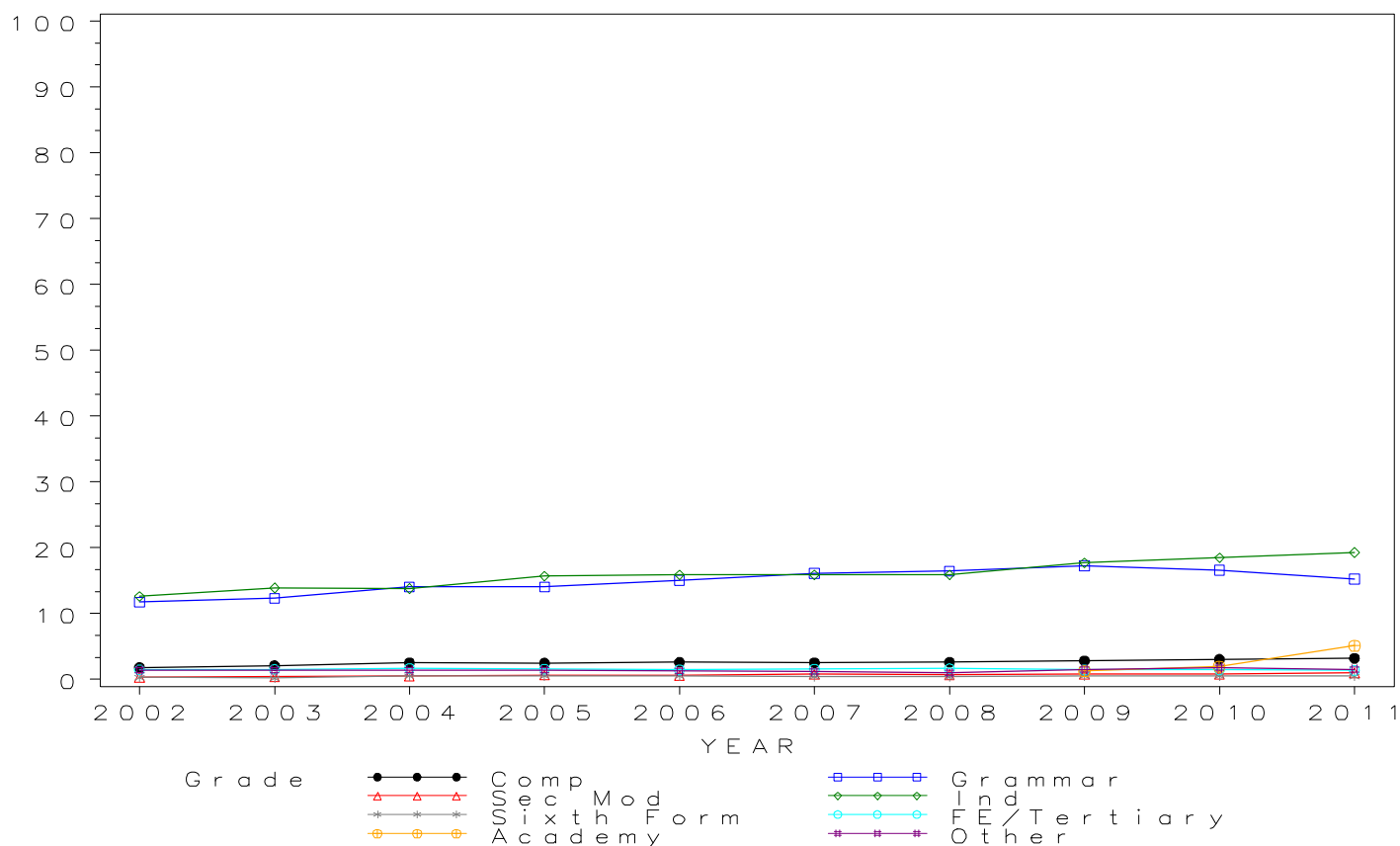
GCSE ENGLISH LANGUAGE Grade A by school type 2002- 2011
Cumulative Percentages*

School type	2002	2003	2004	2005	2006	2007	2008	2009	2010	2011
Comprehensive	1.8	2.1	2.5	2.5	2.6	2.5	2.6	2.8	3.1	3.2
Grammar	11.8	12.3	14.1	14.1	15.1	16.1	16.4	17.3	16.6	15.2
Sec Mod	0.4	0.4	0.6	0.7	0.6	0.8	0.8	0.8	0.8	1.0
Independent	12.6	13.9	13.8	15.7	15.9	15.9	15.9	17.7	18.5	19.3
Sixth Form	0.3	0.2	0.5	0.5	0.5	0.4	0.4	0.5	0.5	0.5
FE/Tertiary	1.5	1.5	1.7	1.6	1.5	1.6	1.6	1.5	1.5	1.4
Academy	1.3	2.0	5.1
Other	1.4	1.4	1.4	1.4	1.3	1.2	1.0	1.5	1.8	1.5

Cumulative Numbers

School type	2002	2003	2004	2005	2006	2007	2008	2009	2010	2011
Comprehensive	9420	11246	13948	13577	14642	14476	14590	14794	15796	12446
Grammar	3699	3940	4593	4636	5002	5438	5531	5575	5312	3306
Sec Mod	124	149	211	247	224	303	283	283	293	281
Independent	5772	6375	6637	7644	7878	8216	8029	8046	8819	8479
Sixth Form	28	19	46	50	53	44	43	54	54	49
FE/Tertiary	367	381	383	355	337	361	352	321	342	314
Academy	290	618	6484
Other	118	125	120	128	116	124	137	158	199	179

Cumulative % at Grade A* by school type



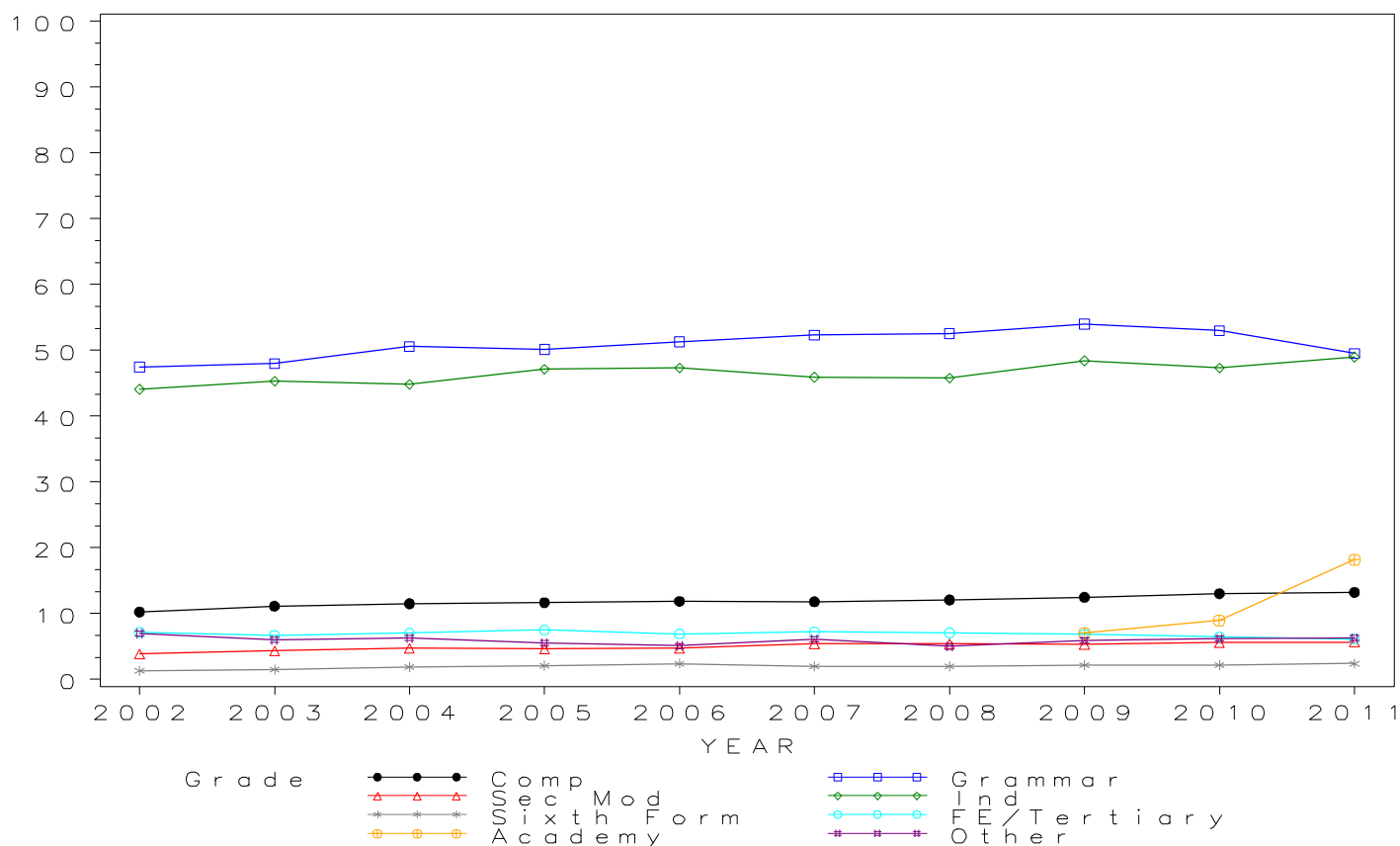
GCSE ENGLISH LANGUAGE Grade A by school type 2002-2011 Cumulative Percentages

School type	2002	2003	2004	2005	2006	2007	2008	2009	2010	2011
Comprehensive	10.3	11.1	11.5	11.7	11.9	11.8	12.1	12.5	13.0	13.2
Grammar	47.5	48.0	50.6	50.1	51.3	52.3	52.5	54.0	53.0	49.5
Sec Mod	3.9	4.4	4.7	4.6	4.8	5.4	5.4	5.4	5.6	5.7
Independent	44.1	45.3	44.8	47.1	47.3	45.9	45.8	48.4	47.3	49.0
Sixth Form	1.3	1.5	1.9	2.1	2.4	2.0	2.0	2.2	2.2	2.4
FE/Tertiary	7.1	6.7	7.0	7.5	6.9	7.2	7.1	6.9	6.5	6.1
Academy	7.1	9.0	18.2
Other	7.0	6.0	6.3	5.5	5.1	6.1	5.0	5.9	6.2	6.3

Cumulative Numbers

School type	2002	2003	2004	2005	2006	2007	2008	2009	2010	2011
Comprehensive	53245	59645	63493	64092	66483	67172	67421	65507	67415	51421
Grammar	14907	15309	16489	16531	17033	17629	17678	17433	16936	10735
Sec Mod	1332	1552	1765	1720	1728	2065	2028	1957	2043	1579
Independent	20202	20776	21545	22932	23435	23719	23127	22002	22548	21526
Sixth Form	123	140	175	209	252	218	217	237	237	237
FE/Tertiary	1794	1667	1603	1701	1575	1659	1529	1517	1492	1400
Academy	1586	2779	23138
Other	590	536	538	502	456	629	685	621	685	751

Cumulative % at Grade A by school type



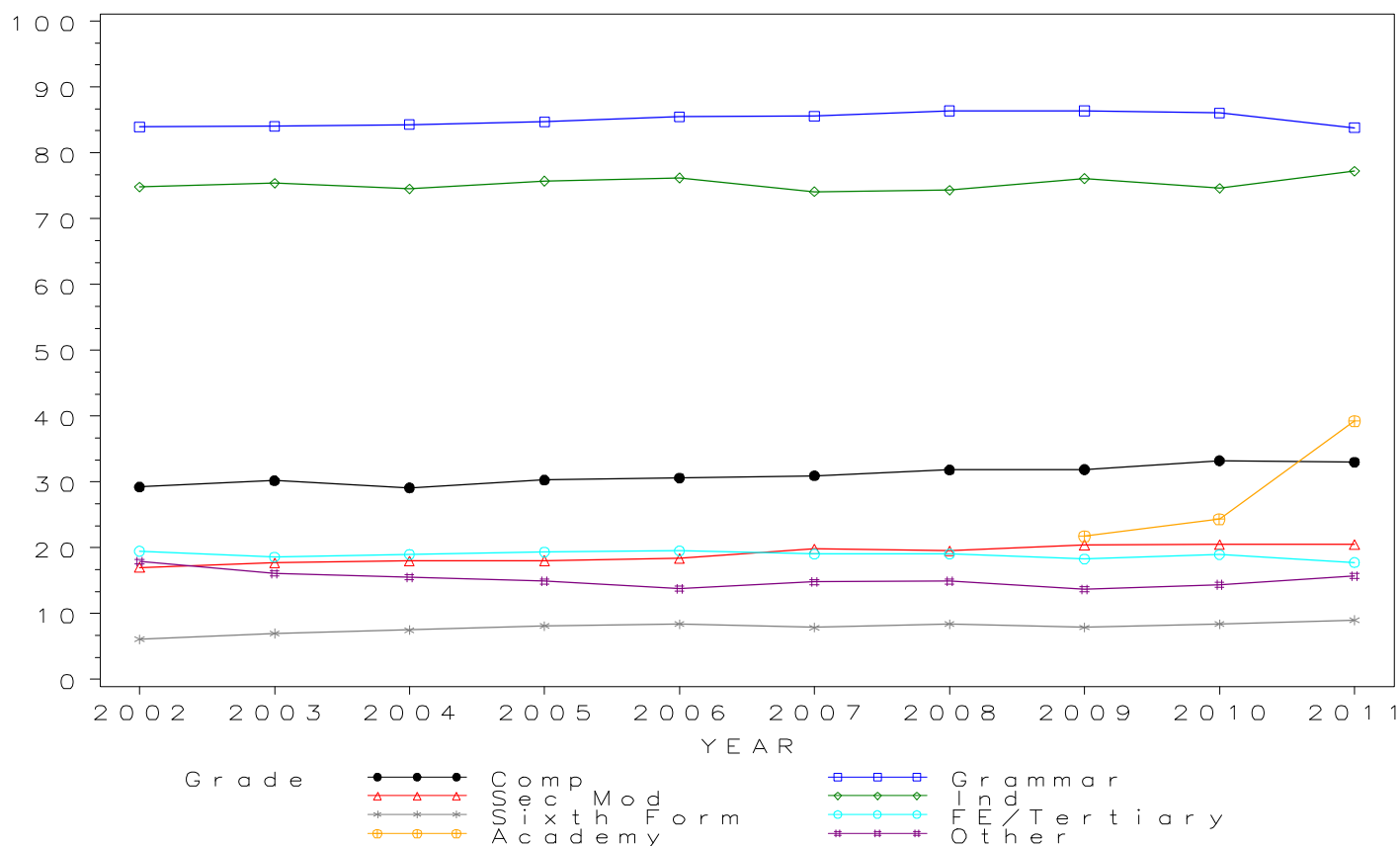
GCSE ENGLISH LANGUAGE Grade B by school type 2002-2011 Cumulative Percentages

School type	2002	2003	2004	2005	2006	2007	2008	2009	2010	2011
Comprehensive	29.2	30.2	29.1	30.3	30.6	30.9	31.8	31.9	33.2	33.0
Grammar	83.9	84.0	84.3	84.7	85.5	85.6	86.4	86.4	86.0	83.8
Sec Mod	17.0	17.7	18.0	18.1	18.4	19.8	19.5	20.4	20.5	20.5
Independent	74.8	75.4	74.5	75.7	76.2	74.1	74.3	76.1	74.6	77.2
Sixth Form	6.1	7.0	7.5	8.1	8.4	7.9	8.4	7.9	8.4	9.0
FE/Tertiary	19.5	18.6	19.0	19.4	19.5	19.0	19.1	18.3	19.0	17.8
Academy	21.8	24.4	39.3
Other	17.9	16.1	15.5	14.9	13.8	14.8	14.9	13.7	14.4	15.7

Cumulative Numbers

School type	2002	2003	2004	2005	2006	2007	2008	2009	2010	2011
Comprehensive	151872	161705	160626	166355	171366	176063	177514	167397	171830	128357
Grammar	26357	26817	27490	27926	28377	28840	29056	27895	27512	18169
Sec Mod	5838	6295	6728	6708	6663	7526	7311	7476	7510	5711
Independent	34266	34581	35829	36856	37754	38291	37518	34594	35563	33915
Sixth Form	576	651	691	806	883	861	909	853	905	888
FE/Tertiary	4897	4633	4330	4384	4450	4376	4110	4035	4375	4048
Academy	4869	7534	49963
Other	1509	1438	1324	1359	1233	1527	2042	1442	1592	1872

Cumulative % at Grade B by school type

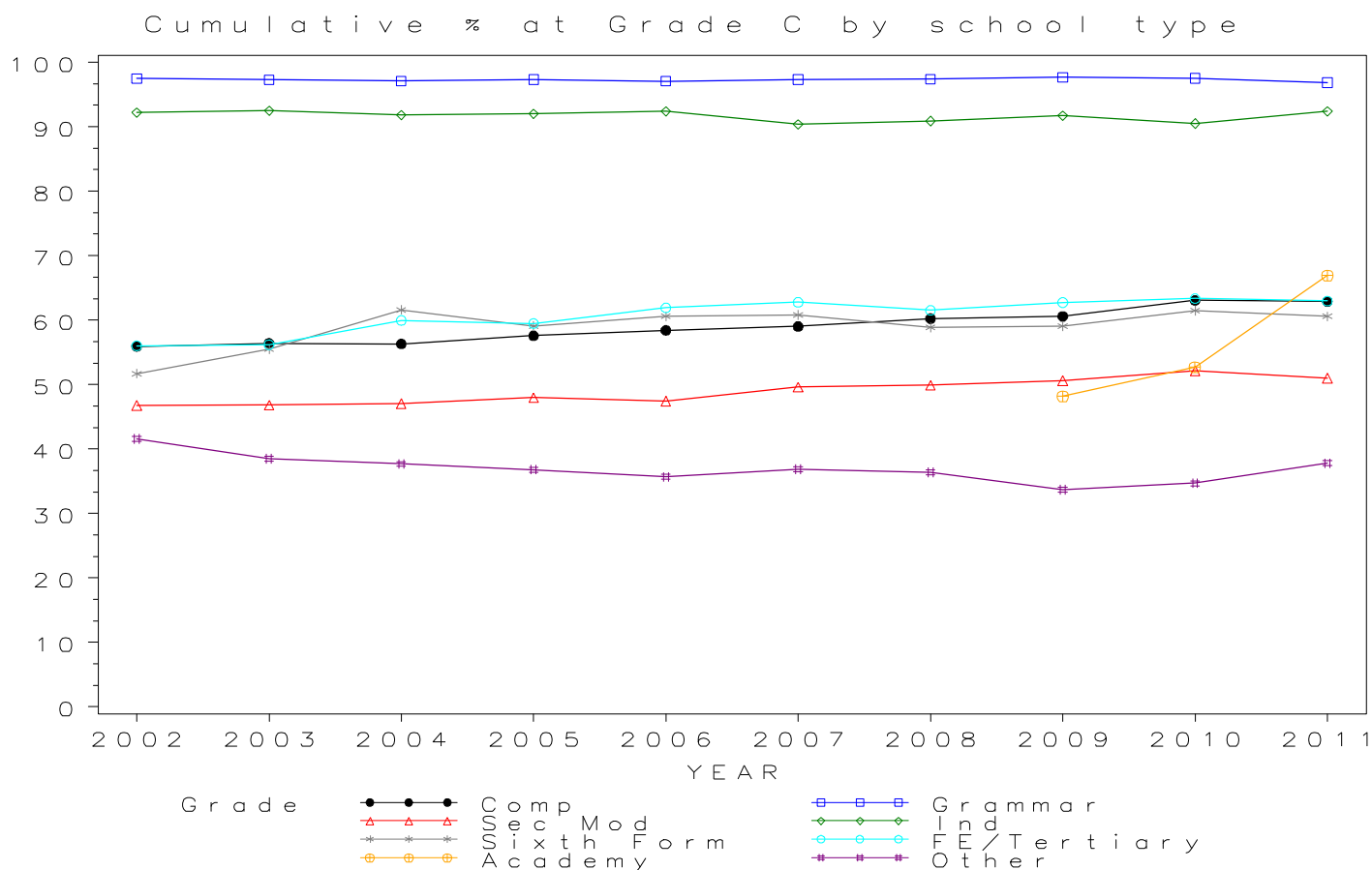


GCSE ENGLISH LANGUAGE Grade C by school type 2002-2011 Cumulative Percentages

School type	2002	2003	2004	2005	2006	2007	2008	2009	2010	2011
Comprehensive	55.9	56.4	56.3	57.6	58.4	59.0	60.2	60.6	63.1	62.9
Grammar	97.5	97.3	97.1	97.3	97.1	97.3	97.4	97.7	97.5	96.9
Sec Mod	46.8	46.9	47.1	48.0	47.4	49.6	49.9	50.6	52.2	51.0
Independent	92.2	92.5	91.8	92.0	92.4	90.4	90.9	91.7	90.5	92.4
Sixth Form	51.7	55.5	61.6	59.1	60.6	60.8	58.9	59.1	61.5	60.6
FE/Tertiary	56.0	56.2	60.0	59.5	61.9	62.8	61.5	62.7	63.3	63.0
Academy	48.2	52.7	66.9
Other	41.6	38.5	37.7	36.8	35.7	36.9	36.4	33.7	34.7	37.8

Cumulative Numbers

School type	2002	2003	2004	2005	2006	2007	2008	2009	2010	2011
Comprehensive	290495	302125	310779	316248	327226	335859	336007	318114	326130	244589
Grammar	30612	31057	31676	32090	32229	32804	32772	31544	31182	20997
Sec Mod	16057	16635	17575	17833	17176	18813	18673	18521	19114	14214
Independent	42237	42424	44148	44792	45781	46714	45900	41685	43142	40592
Sixth Form	4882	5163	5678	5879	6367	6627	6377	6379	6628	5978
FE/Tertiary	14081	13997	13668	13476	14104	14423	13272	13841	14605	14344
Academy	10765	16272	85052
Other	3506	3439	3220	3356	3191	3806	4990	3548	3836	4506

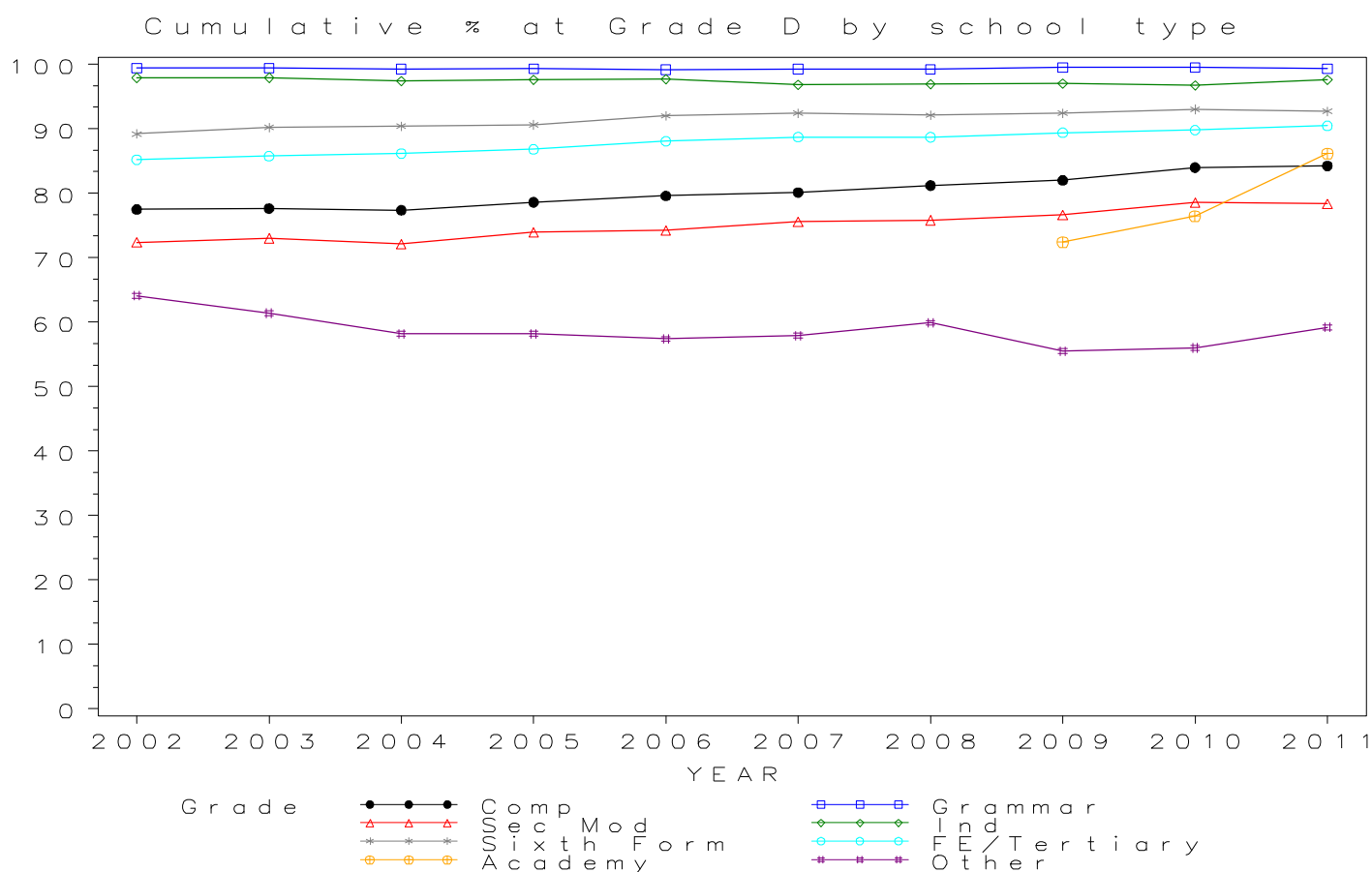


GCSE ENGLISH LANGUAGE Grade D by school type 2002-2011 Cumulative Percentages

School type	2002	2003	2004	2005	2006	2007	2008	2009	2010	2011
Comprehensive	77.5	77.6	77.4	78.6	79.6	80.1	81.2	82.0	84.0	84.2
Grammar	99.4	99.4	99.3	99.3	99.2	99.3	99.2	99.5	99.5	99.3
Sec Mod	72.4	73.0	72.1	74.0	74.2	75.6	75.8	76.6	78.6	78.4
Independent	97.9	97.9	97.4	97.6	97.7	96.8	96.9	97.0	96.7	97.6
Sixth Form	89.2	90.2	90.4	90.6	92.0	92.4	92.1	92.4	93.0	92.7
FE/Tertiary	85.2	85.7	86.2	86.8	88.1	88.7	88.7	89.4	89.8	90.4
Academy	72.4	76.5	86.2
Other	64.1	61.4	58.2	58.2	57.4	57.9	59.9	55.5	56.0	59.2

Cumulative Numbers

School type	2002	2003	2004	2005	2006	2007	2008	2009	2010	2011
Comprehensive	402408	415682	426915	431675	445734	455810	452823	430501	434311	327624
Grammar	31229	31729	32376	32740	32926	33455	33374	32128	31815	21524
Sec Mod	24838	25920	26916	27475	26874	28667	28353	28027	28777	21838
Independent	44848	44901	46842	47519	48406	50021	48930	44094	46098	42877
Sixth Form	8422	8391	8332	9012	9666	10072	9971	9974	10024	9145
FE/Tertiary	21414	21360	19638	19663	20061	20380	19131	19718	20701	20609
Academy	16169	23621	109589
Other	5403	5484	4971	5307	5130	5972	8211	5843	6190	7057

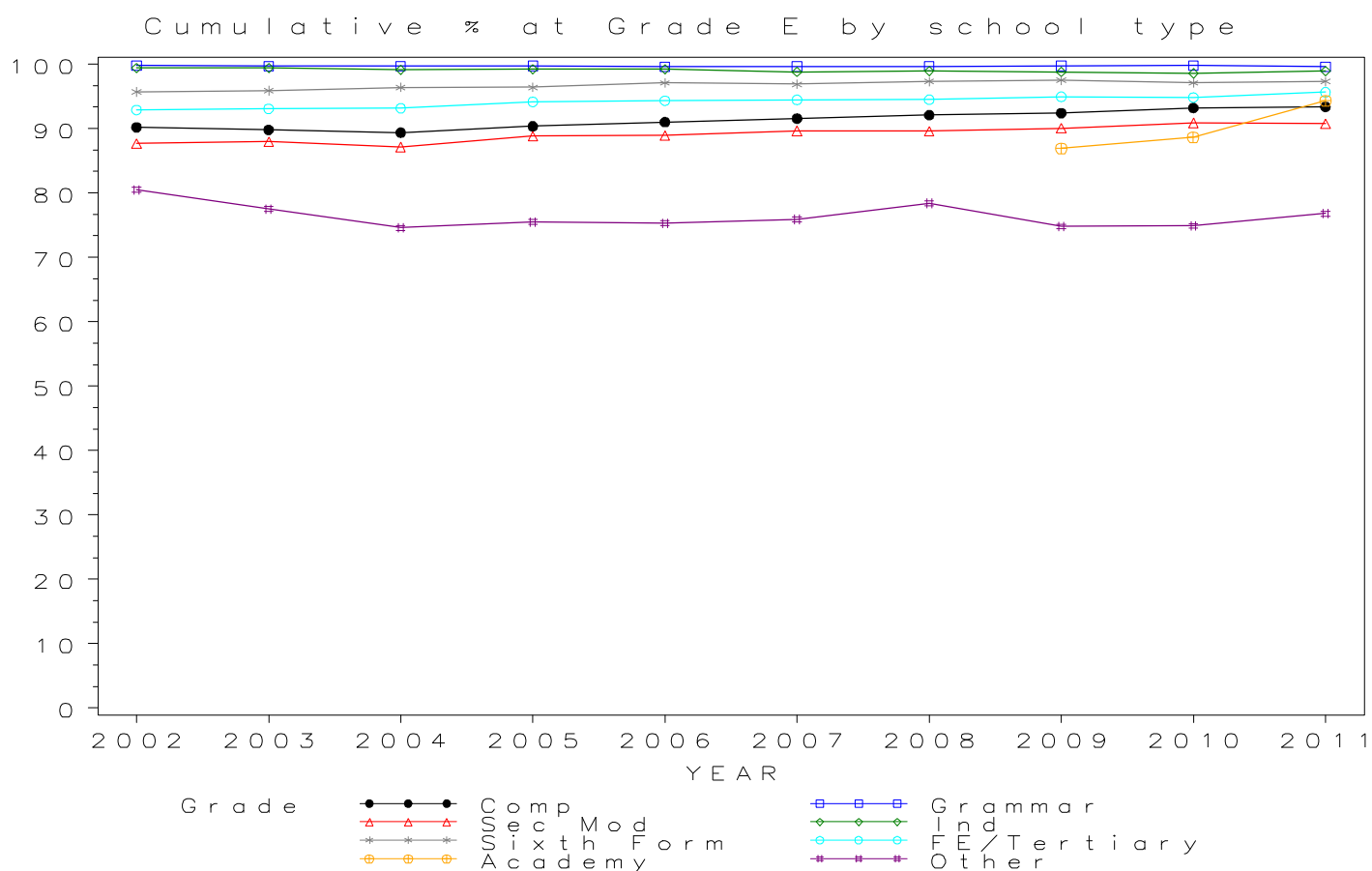


GCSE ENGLISH LANGUAGE Grade E by school type 2002-2011 Cumulative Percentages

School type	2002	2003	2004	2005	2006	2007	2008	2009	2010	2011
Comprehensive	90.2	89.8	89.4	90.4	91.0	91.6	92.1	92.4	93.2	93.4
Grammar	99.8	99.7	99.7	99.7	99.6	99.6	99.7	99.7	99.8	99.6
Sec Mod	87.7	88.0	87.2	88.9	88.9	89.7	89.6	90.1	90.9	90.8
Independent	99.4	99.4	99.1	99.2	99.2	98.8	98.9	98.8	98.6	98.9
Sixth Form	95.7	95.9	96.4	96.4	97.1	96.9	97.3	97.5	97.1	97.3
FE/Tertiary	92.9	93.1	93.2	94.2	94.3	94.5	94.5	95.0	94.8	95.6
Academy	86.9	88.7	94.3
Other	80.5	77.5	74.6	75.5	75.3	75.9	78.4	74.8	74.9	76.8

Cumulative Numbers

School type	2002	2003	2004	2005	2006	2007	2008	2009	2010	2011
Comprehensive	468441	480914	493180	496283	509754	520972	513687	485135	482079	363230
Grammar	31334	31814	32518	32883	33070	33579	33530	32204	31910	21597
Sec Mod	30092	31231	32533	33011	32202	34002	33521	32935	33301	25292
Independent	45535	45589	47659	48298	49150	51055	49940	44913	47004	43448
Sixth Form	9036	8922	8885	9589	10201	10562	10534	10524	10465	9599
FE/Tertiary	23348	23187	21234	21331	21490	21703	20384	20947	21863	21793
Academy	19407	27388	119886
Other	6785	6922	6372	6885	6730	7829	10747	7875	8279	9155

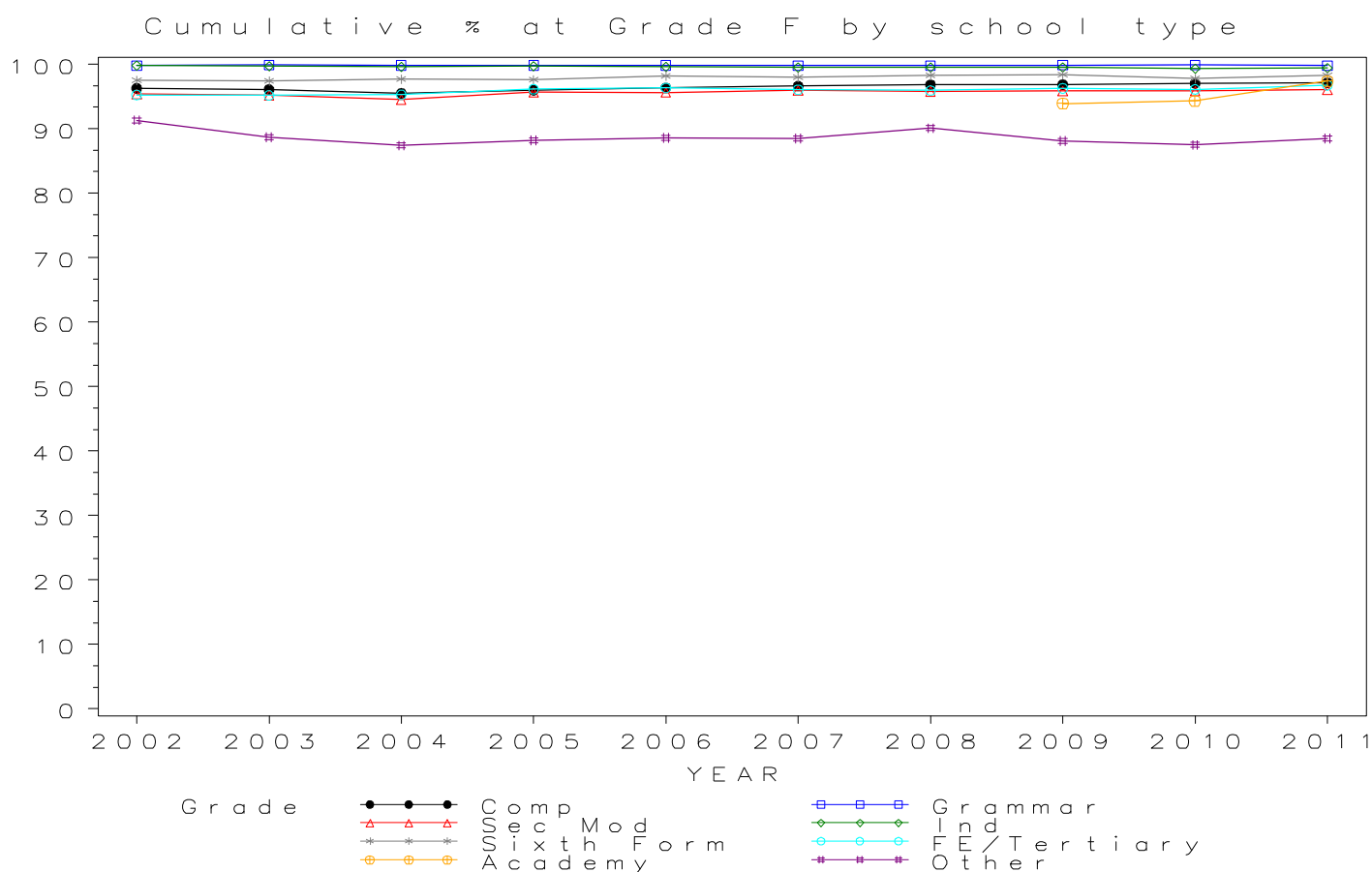


GCSE ENGLISH LANGUAGE Grade F by school type 2002-2011 Cumulative Percentages

School type	2002	2003	2004	2005	2006	2007	2008	2009	2010	2011
Comprehensive	96.3	96.1	95.5	96.0	96.3	96.6	96.8	96.8	97.0	97.1
Grammar	99.8	99.9	99.8	99.8	99.8	99.8	99.8	99.9	99.9	99.8
Sec Mod	95.4	95.2	94.6	95.6	95.6	96.0	95.8	95.9	95.8	96.0
Independent	99.8	99.7	99.6	99.7	99.6	99.5	99.5	99.5	99.3	99.4
Sixth Form	97.5	97.4	97.7	97.6	98.2	98.0	98.3	98.4	97.8	98.3
FE/Tertiary	95.2	95.2	95.3	96.1	96.3	96.0	95.9	96.3	96.1	96.7
Academy	93.9	94.3	97.4
Other	91.3	88.7	87.4	88.2	88.6	88.5	90.1	88.1	87.5	88.5

Cumulative Numbers

School type	2002	2003	2004	2005	2006	2007	2008	2009	2010	2011
Comprehensive	500098	514621	527037	527222	539608	549722	540058	508451	501778	377774
Grammar	31344	31877	32561	32915	33148	33634	33576	32247	31942	21636
Sec Mod	32729	33812	35298	35530	34621	36391	35843	35056	35106	26752
Independent	45718	45726	47900	48541	49348	51417	50243	45231	47337	43667
Sixth Form	9206	9061	9005	9708	10317	10682	10642	10621	10541	9697
FE/Tertiary	23937	23706	21714	21780	21945	22067	20691	21237	22155	22043
Academy	20971	29117	123828
Other	7696	7923	7466	8043	7918	9129	12351	9275	9672	10550

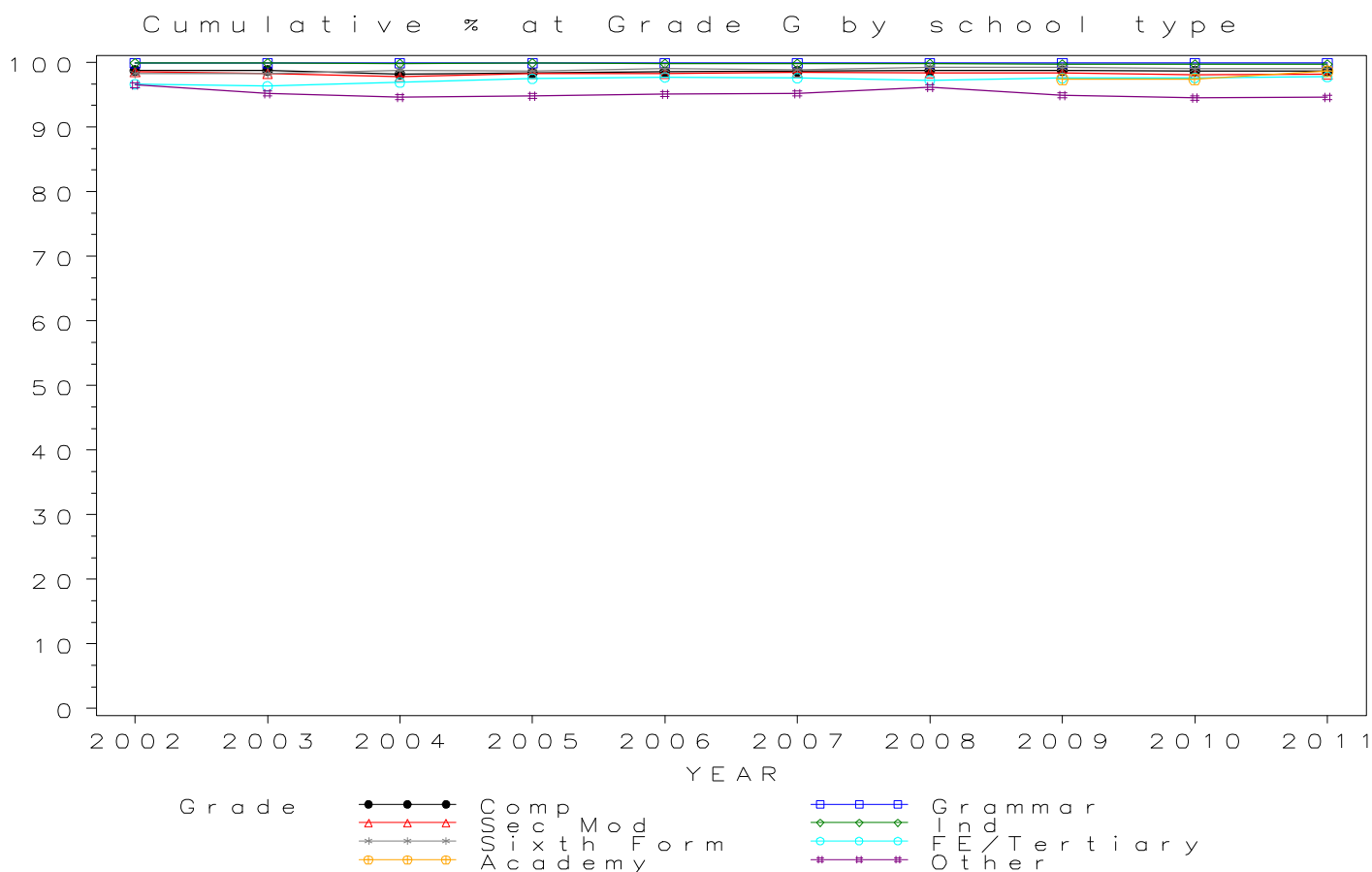


*GCSE ENGLISH LANGUAGE Grade G by school type 2002-2011
Cumulative Percentages*

School type	2002	2003	2004	2005	2006	2007	2008	2009	2010	2011
Comprehensive	98.8	98.8	98.2	98.4	98.6	98.6	98.7	98.8	98.7	98.7
Grammar	99.9	99.9	99.9	99.9	99.9	99.9	99.9	99.9	99.9	99.9
Sec Mod	98.5	98.3	97.8	98.3	98.2	98.5	98.4	98.3	98.1	98.2
Independent	99.9	99.9	99.8	99.9	99.8	99.8	99.8	99.7	99.7	99.7
Sixth Form	98.3	98.3	98.8	98.7	99.0	98.9	99.2	99.2	99.0	99.0
FE/Tertiary	96.6	96.3	96.9	97.5	97.7	97.6	97.2	97.6	97.6	97.8
Academy	97.4	97.4	98.7
Other	96.5	95.2	94.6	94.8	95.1	95.2	96.2	94.9	94.5	94.6

Cumulative Numbers

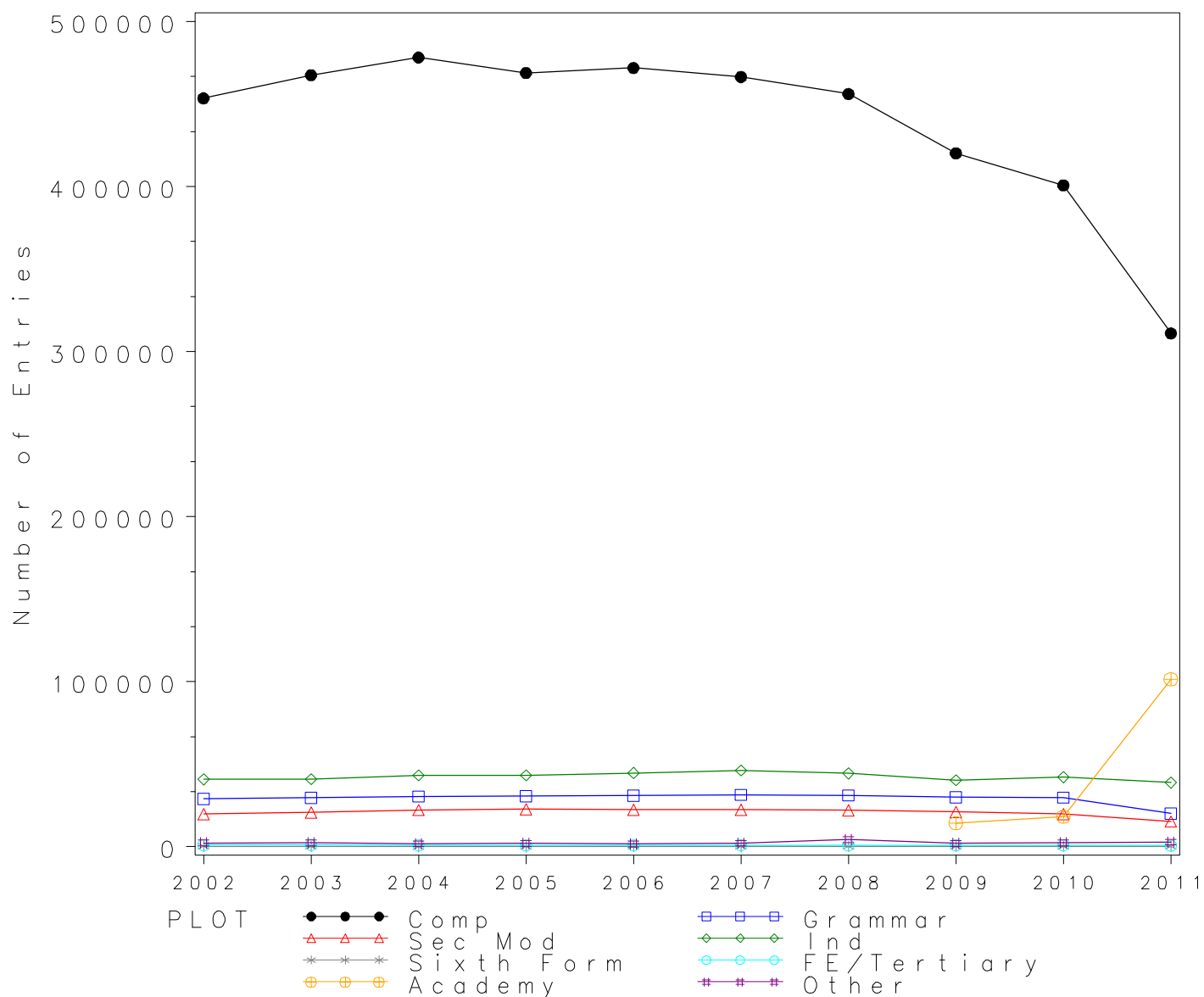
School type	2002	2003	2004	2005	2006	2007	2008	2009	2010	2011
Comprehensive	513034	528955	541883	540341	552015	561251	550777	518489	510289	383880
Grammar	31376	31887	32583	32938	33170	33669	33609	32259	31942	21652
Sec Mod	33818	34903	36506	36503	35564	37353	36804	35960	35949	27352
Independent	45764	45818	47996	48638	49447	51572	50394	45322	47528	43799
Sixth Form	9281	9145	9106	9818	10401	10780	10739	10708	10670	9766
FE/Tertiary	24290	23992	22084	22085	22256	22418	20976	21528	22506	22275
Academy	21752	30074	125480
Other	8134	8503	8081	8645	8499	9820	13187	9991	10446	11277



Numbers of GCSE entries in ENGLISH LITERATURE by school type 2002-2011

School type	2002	2003	2004	2005	2006	2007	2008	2009	2010	2011
Comprehensive	453455	467427	478162	468793	471843	466370	456058	420090	400777	311039
Grammar	29075	29614	30489	30691	30972	31388	31117	29990	29774	20124
Sec Mod	19738	20759	22191	22774	22448	22478	22019	21016	19834	15354
Independent	40795	41007	43310	43324	44683	46229	44363	40327	42115	38824
Sixth Form	289	237	127	136	151	142	175	179	226	280
FE/Tertiary	997	1024	859	795	876	936	851	891	804	633
Academy	14159	18168	101361
Other	2260	2403	1901	2039	1674	2141	4307	1984	2377	2870

GCSE ENGLISH LITERATURE Entries by school type 2002–2011



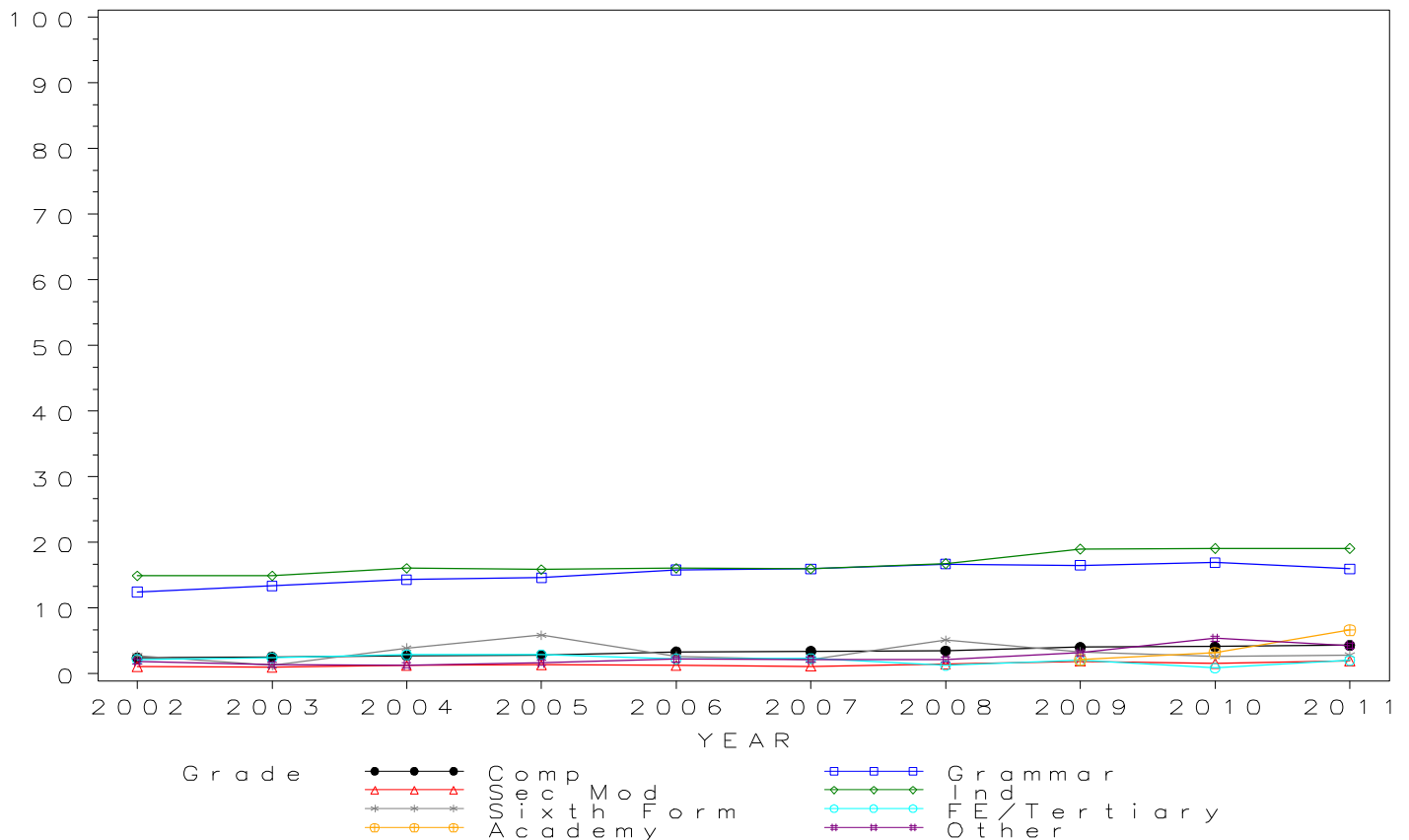
GCSE ENGLISH LITERATURE Grade A by school type 2002- 2011
Cumulative Percentages*

School type	2002	2003	2004	2005	2006	2007	2008	2009	2010	2011
Comprehensive	2.4	2.6	2.8	2.8	3.3	3.4	3.5	4.0	4.1	4.3
Grammar	12.5	13.4	14.3	14.7	15.8	16.0	16.7	16.5	17.0	16.0
Sec Mod	1.1	1.0	1.3	1.3	1.3	1.1	1.5	1.9	1.6	2.0
Independent	14.9	14.9	16.1	15.9	16.1	16.0	16.8	19.0	19.1	19.1
Sixth Form	2.8	1.3	3.9	5.9	2.6	2.1	5.1	3.4	2.7	2.9
FE/Tertiary	2.2	2.4	2.9	2.9	2.3	2.4	1.3	2.0	0.9	2.1
Academy	2.2	3.2	6.7
Other	1.9	1.4	1.3	1.7	2.2	2.2	2.2	3.2	5.4	4.3

Cumulative Numbers

School type	2002	2003	2004	2005	2006	2007	2008	2009	2010	2011
Comprehensive	11072	11944	13308	13325	15776	15995	15962	16952	16578	13460
Grammar	3625	3966	4370	4498	4899	5018	5202	4956	5051	3216
Sec Mod	224	207	283	307	292	258	325	402	318	308
Independent	6078	6110	6973	6889	7194	7397	7453	7662	8044	7415
Sixth Form	8	3	5	8	4	3	9	6	6	8
FE/Tertiary	22	25	25	23	20	22	11	18	7	13
Academy	311	581	6791
Other	43	34	25	35	37	47	95	63	128	123

Cumulative % at Grade A* by school type



GCSE ENGLISH LITERATURE Grade A by school type 2002- 2011

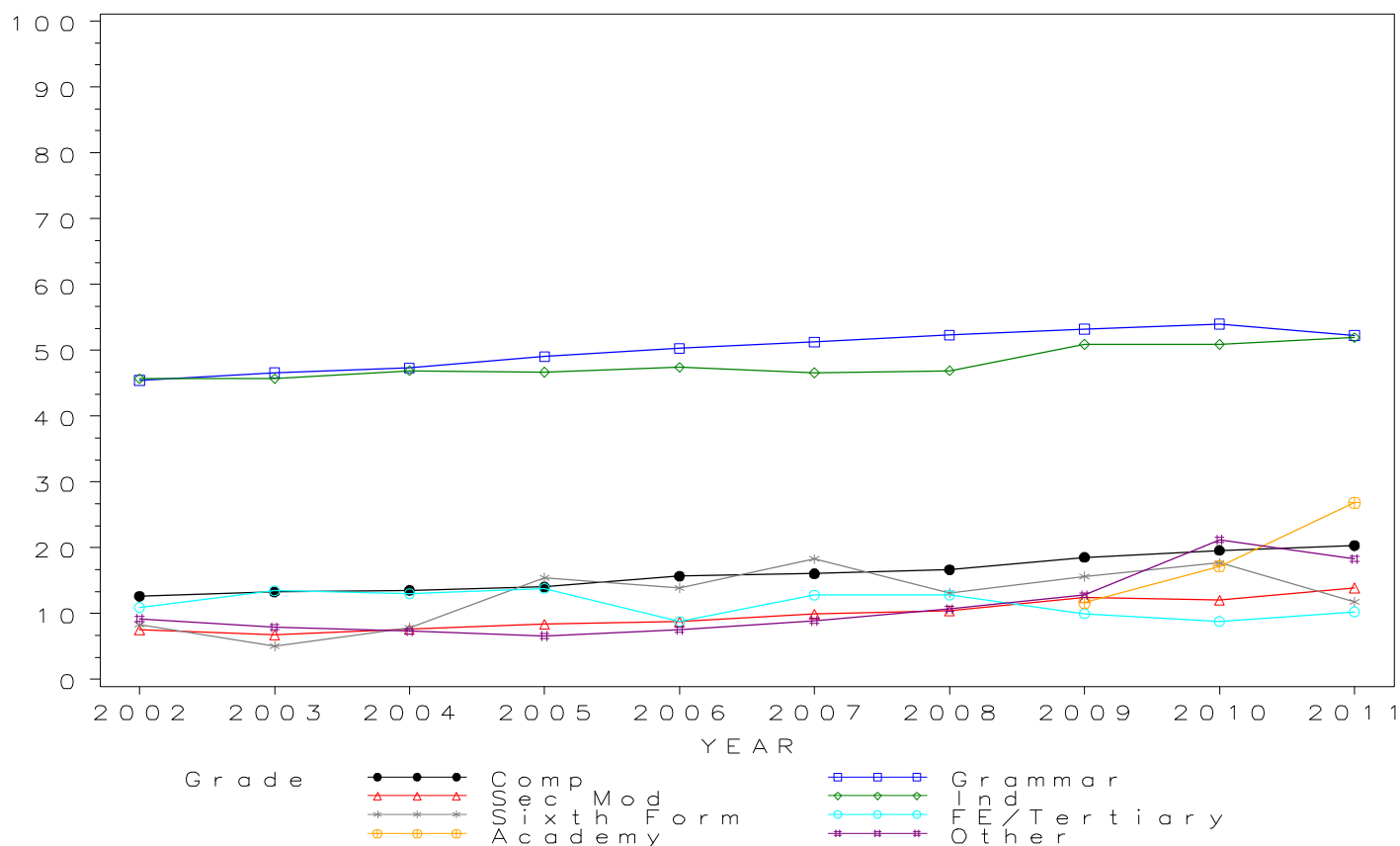
Cumulative Percentages

School type	2002	2003	2004	2005	2006	2007	2008	2009	2010	2011
Comprehensive	12.6	13.3	13.5	14.0	15.7	16.1	16.7	18.5	19.6	20.3
Grammar	45.4	46.6	47.3	49.0	50.3	51.2	52.3	53.2	54.0	52.3
Sec Mod	7.5	6.8	7.6	8.4	8.7	9.9	10.5	12.4	12.1	13.9
Independent	45.7	45.7	46.9	46.7	47.4	46.6	46.9	50.9	50.9	51.9
Sixth Form	8.3	5.1	7.9	15.4	13.9	18.3	13.1	15.6	17.7	11.8
FE/Tertiary	10.9	13.5	13.0	13.8	8.8	12.8	12.8	10.0	8.8	10.3
Academy	11.7	17.2	26.9
Other	9.2	7.9	7.3	6.6	7.5	8.9	10.7	12.8	21.2	18.3

Cumulative Numbers

School type	2002	2003	2004	2005	2006	2007	2008	2009	2010	2011
Comprehensive	57299	62074	64723	65822	74026	74913	75973	77892	78555	63271
Grammar	13206	13795	14426	15046	15579	16081	16272	15965	16072	10515
Sec Mod	1480	1413	1696	1908	1963	2227	2301	2614	2393	2135
Independent	18643	18740	20312	20232	21180	21543	20806	20526	21437	20150
Sixth Form	24	12	10	21	21	26	23	28	40	33
FE/Tertiary	109	138	112	110	77	120	109	89	71	65
Academy	1657	3125	27266
Other	208	190	139	135	126	191	461	254	504	525

Cumulative % at Grade A by school type



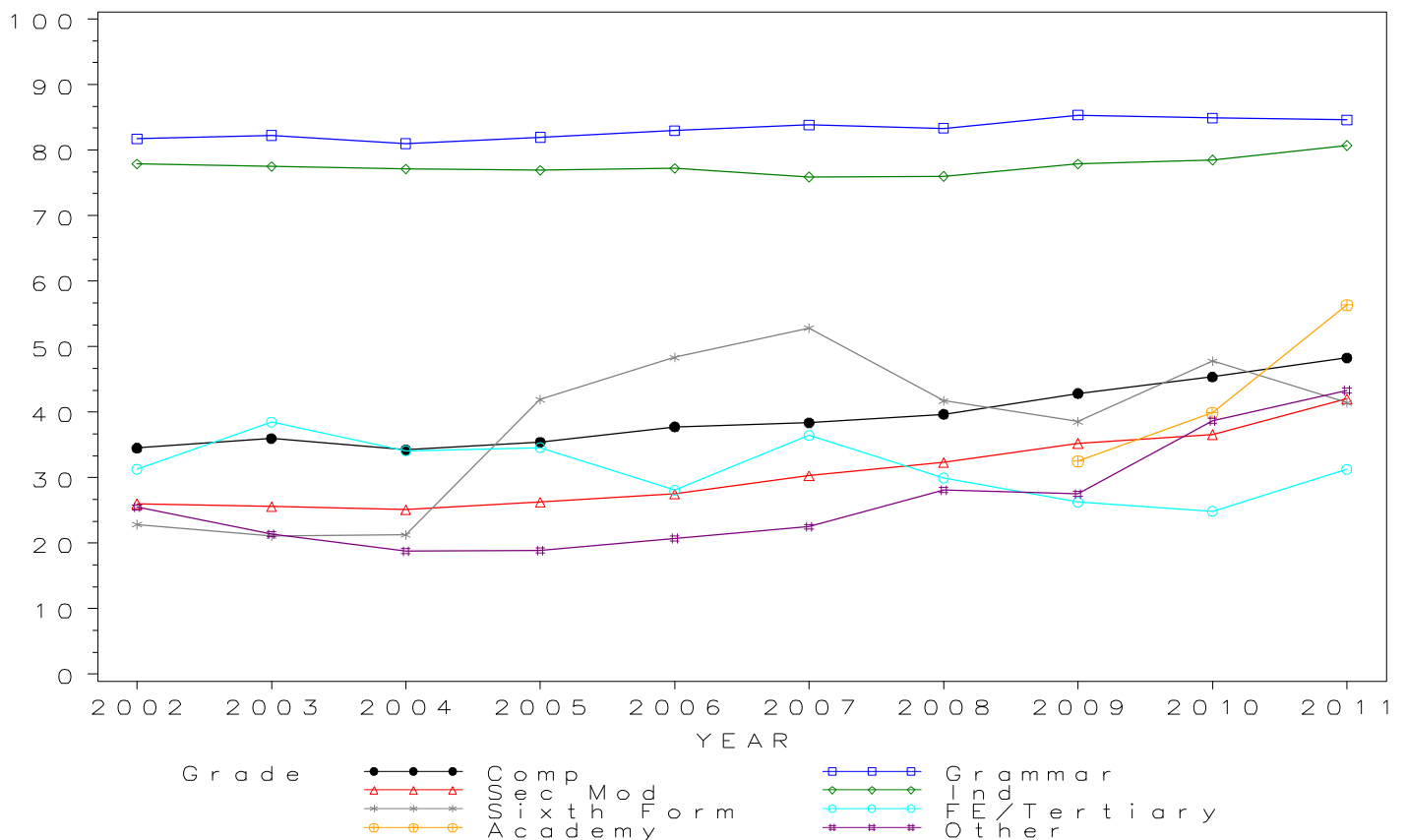
GCSE ENGLISH LITERATURE Grade B by school type 2002- 2011 Cumulative Percentages

School type	2002	2003	2004	2005	2006	2007	2008	2009	2010	2011
Comprehensive	34.5	36.0	34.2	35.4	37.8	38.4	39.7	42.9	45.4	48.3
Grammar	81.7	82.3	81.0	82.0	83.0	83.9	83.3	85.3	84.9	84.6
Sec Mod	26.0	25.6	25.1	26.3	27.5	30.3	32.3	35.2	36.6	42.0
Independent	77.9	77.5	77.1	76.9	77.2	75.9	76.0	77.9	78.5	80.7
Sixth Form	22.8	21.1	21.3	41.9	48.3	52.8	41.7	38.5	47.8	41.4
FE/Tertiary	31.3	38.5	34.1	34.6	28.1	36.4	30.0	26.3	24.9	31.3
Academy	32.5	39.9	56.4
Other	25.5	21.4	18.8	18.9	20.7	22.5	28.1	27.5	38.7	43.3

Cumulative Numbers

School type	2002	2003	2004	2005	2006	2007	2008	2009	2010	2011
Comprehensive	156504	168138	163739	166056	178183	178967	180965	180027	181848	150150
Grammar	23762	24360	24700	25159	25703	26320	25929	25595	25270	17021
Sec Mod	5138	5308	5573	5984	6171	6815	7113	7407	7258	6452
Independent	31779	31780	33392	33316	34495	35088	33716	31415	33060	31331
Sixth Form	66	50	27	57	73	75	73	69	108	116
FE/Tertiary	312	394	293	275	246	341	255	234	200	198
Academy	4602	7249	57168
Other	576	514	357	385	347	482	1210	546	920	1243

Cumulative % at Grade B by school type



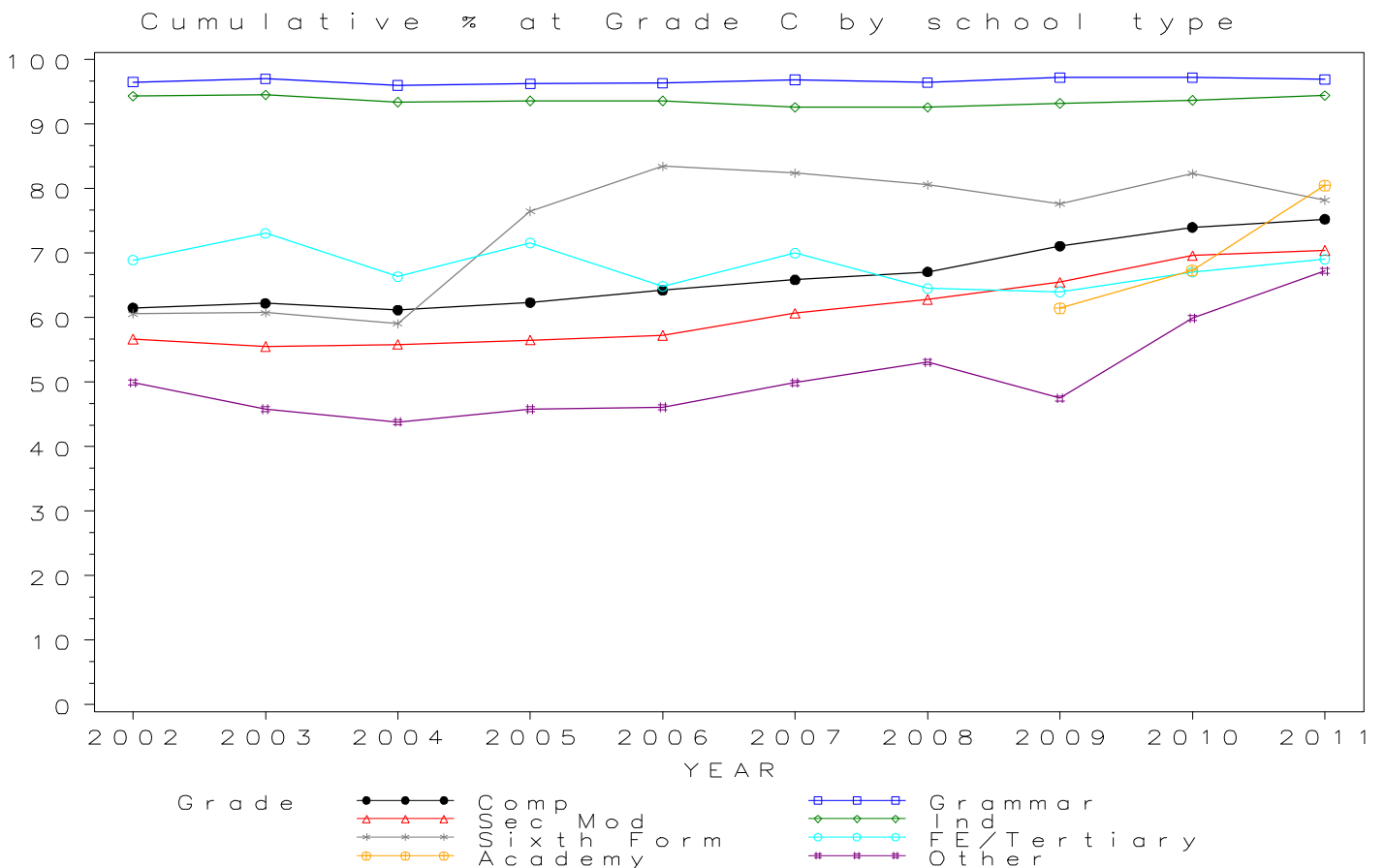
GCSE ENGLISH LITERATURE Grade C by school type 2002- 2011

Cumulative Percentages

School type	2002	2003	2004	2005	2006	2007	2008	2009	2010	2011
Comprehensive	61.5	62.2	61.2	62.3	64.2	65.8	67.1	71.1	74.0	75.2
Grammar	96.5	97.0	96.0	96.2	96.4	96.8	96.4	97.2	97.2	96.9
Sec Mod	56.7	55.5	55.8	56.5	57.3	60.7	62.8	65.5	69.6	70.4
Independent	94.3	94.5	93.4	93.6	93.6	92.6	92.6	93.2	93.7	94.4
Sixth Form	60.6	60.8	59.1	76.5	83.4	82.4	80.6	77.7	82.3	78.2
FE/Tertiary	68.9	73.0	66.4	71.6	64.8	70.0	64.5	64.0	67.0	69.0
Academy	61.5	67.3	80.5
Other	49.9	45.8	43.8	45.8	46.1	49.9	53.1	47.5	59.9	67.2

Cumulative Numbers

School type	2002	2003	2004	2005	2006	2007	2008	2009	2010	2011
Comprehensive	278912	290783	292484	292221	302963	307081	305926	298567	296508	234046
Grammar	28056	28726	29271	29538	29844	30399	30000	29155	28936	19505
Sec Mod	11188	11525	12391	12870	12853	13638	13838	13766	13803	10811
Independent	38470	38752	40452	40551	41823	42808	41080	37585	39462	36650
Sixth Form	175	144	75	104	126	117	141	139	186	219
FE/Tertiary	687	748	570	569	568	655	549	570	539	437
Academy	8708	12227	81596
Other	1128	1101	833	934	772	1068	2287	942	1424	1929



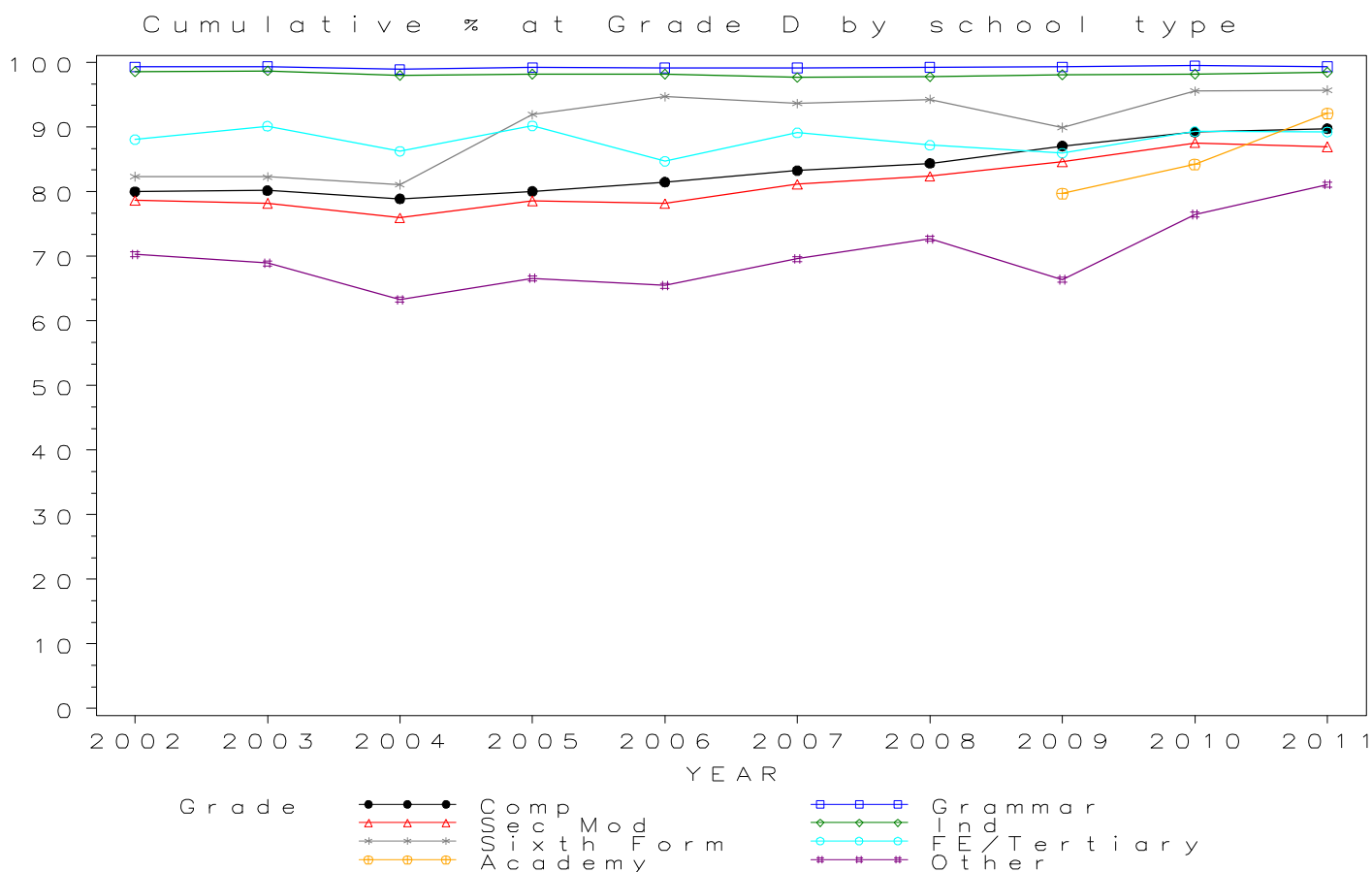
GCSE ENGLISH LITERATURE Grade D by school type 2002- 2011

Cumulative Percentages

School type	2002	2003	2004	2005	2006	2007	2008	2009	2010	2011
Comprehensive	80.0	80.2	78.9	80.1	81.5	83.3	84.4	87.1	89.2	89.8
Grammar	99.3	99.4	98.9	99.2	99.2	99.2	99.3	99.3	99.5	99.4
Sec Mod	78.6	78.2	76.0	78.6	78.2	81.1	82.4	84.6	87.6	86.9
Independent	98.6	98.7	98.0	98.2	98.2	97.7	97.8	98.1	98.2	98.5
Sixth Form	82.4	82.3	81.1	91.9	94.7	93.7	94.3	89.9	95.6	95.7
FE/Tertiary	88.1	90.1	86.3	90.2	84.7	89.1	87.2	86.0	89.3	89.3
Academy	79.7	84.2	92.1
Other	70.3	68.9	63.3	66.6	65.5	69.6	72.7	66.4	76.5	81.1

Cumulative Numbers

School type	2002	2003	2004	2005	2006	2007	2008	2009	2010	2011
Comprehensive	362751	374726	377264	375269	384515	388280	384846	365755	357497	279186
Grammar	28883	29426	30164	30456	30715	31126	30887	29786	29620	19997
Sec Mod	15522	16236	16858	17899	17545	18235	18139	17776	17366	13350
Independent	40224	40474	42444	42544	43879	45166	43387	39561	41357	38242
Sixth Form	238	195	103	125	143	133	165	161	216	268
FE/Tertiary	878	923	741	717	742	834	742	766	718	565
Academy	11285	15297	93353
Other	1589	1656	1203	1358	1096	1490	3131	1317	1818	2328

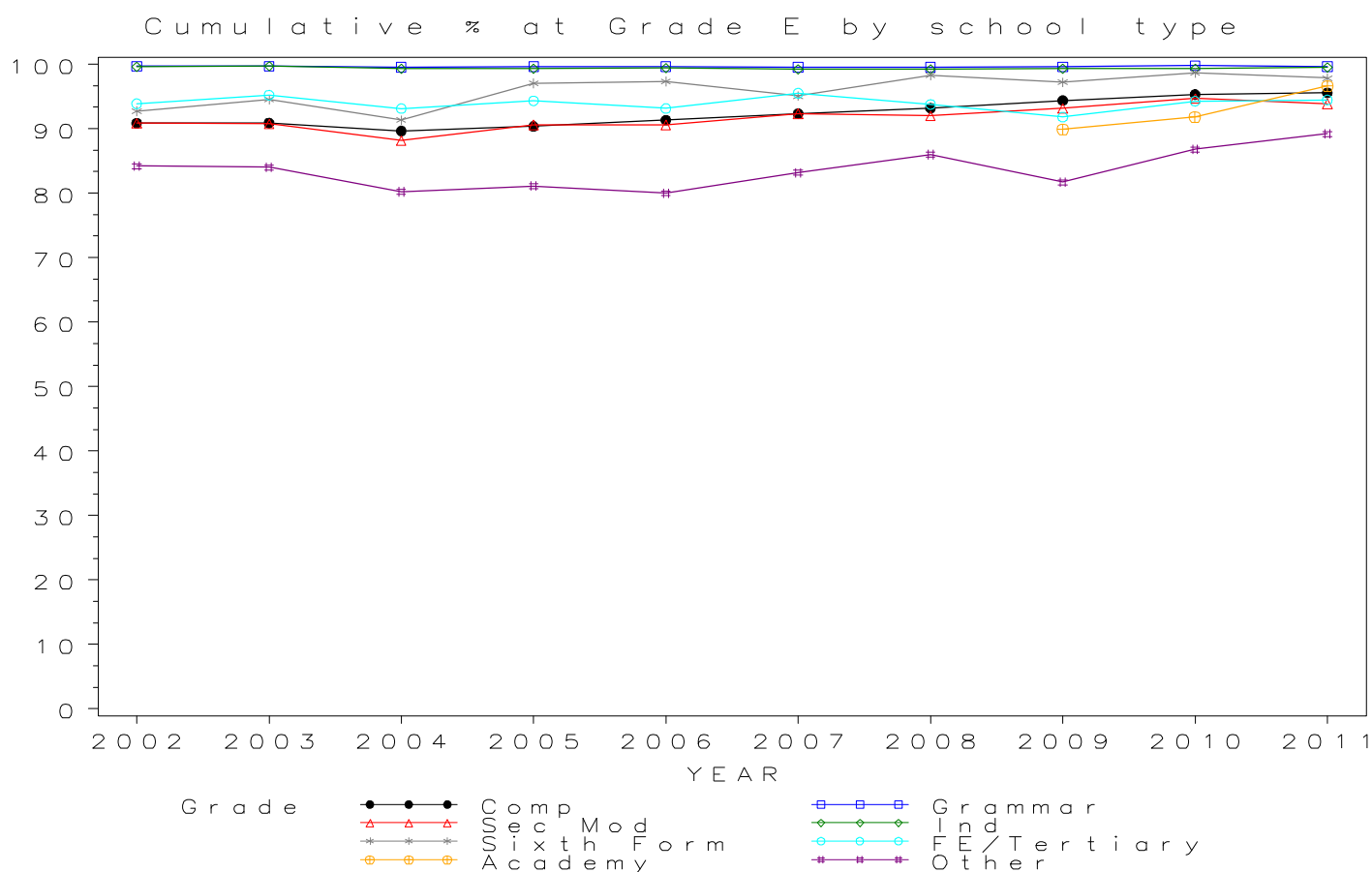


GCSE ENGLISH LITERATURE Grade E by school type 2002- 2011 Cumulative Percentages

School type	2002	2003	2004	2005	2006	2007	2008	2009	2010	2011
Comprehensive	90.9	90.9	89.6	90.4	91.3	92.4	93.2	94.4	95.3	95.6
Grammar	99.7	99.7	99.5	99.6	99.6	99.6	99.6	99.6	99.8	99.6
Sec Mod	90.8	90.8	88.1	90.6	90.6	92.3	92.0	93.1	94.7	93.9
Independent	99.6	99.7	99.3	99.3	99.4	99.2	99.2	99.3	99.3	99.5
Sixth Form	92.7	94.5	91.3	97.1	97.4	95.1	98.3	97.2	98.7	97.9
FE/Tertiary	93.9	95.2	93.1	94.3	93.2	95.5	93.8	91.8	94.3	94.5
Academy	89.9	91.8	96.6
Other	84.2	84.0	80.2	81.1	80.0	83.2	86.0	81.7	86.8	89.2

Cumulative Numbers

School type	2002	2003	2004	2005	2006	2007	2008	2009	2010	2011
Comprehensive	412014	424834	428656	423563	430945	430703	425001	396469	382016	297313
Grammar	28979	29525	30347	30578	30859	31251	30981	29877	29715	20052
Sec Mod	17930	18841	19560	20635	20341	20756	20255	19574	18781	14414
Independent	40632	40884	43007	43021	44415	45859	44008	40045	41820	38630
Sixth Form	268	224	116	132	147	135	172	174	223	274
FE/Tertiary	936	975	800	750	816	894	798	818	758	598
Academy	12729	16678	97915
Other	1903	2019	1525	1654	1339	1781	3704	1621	2063	2560

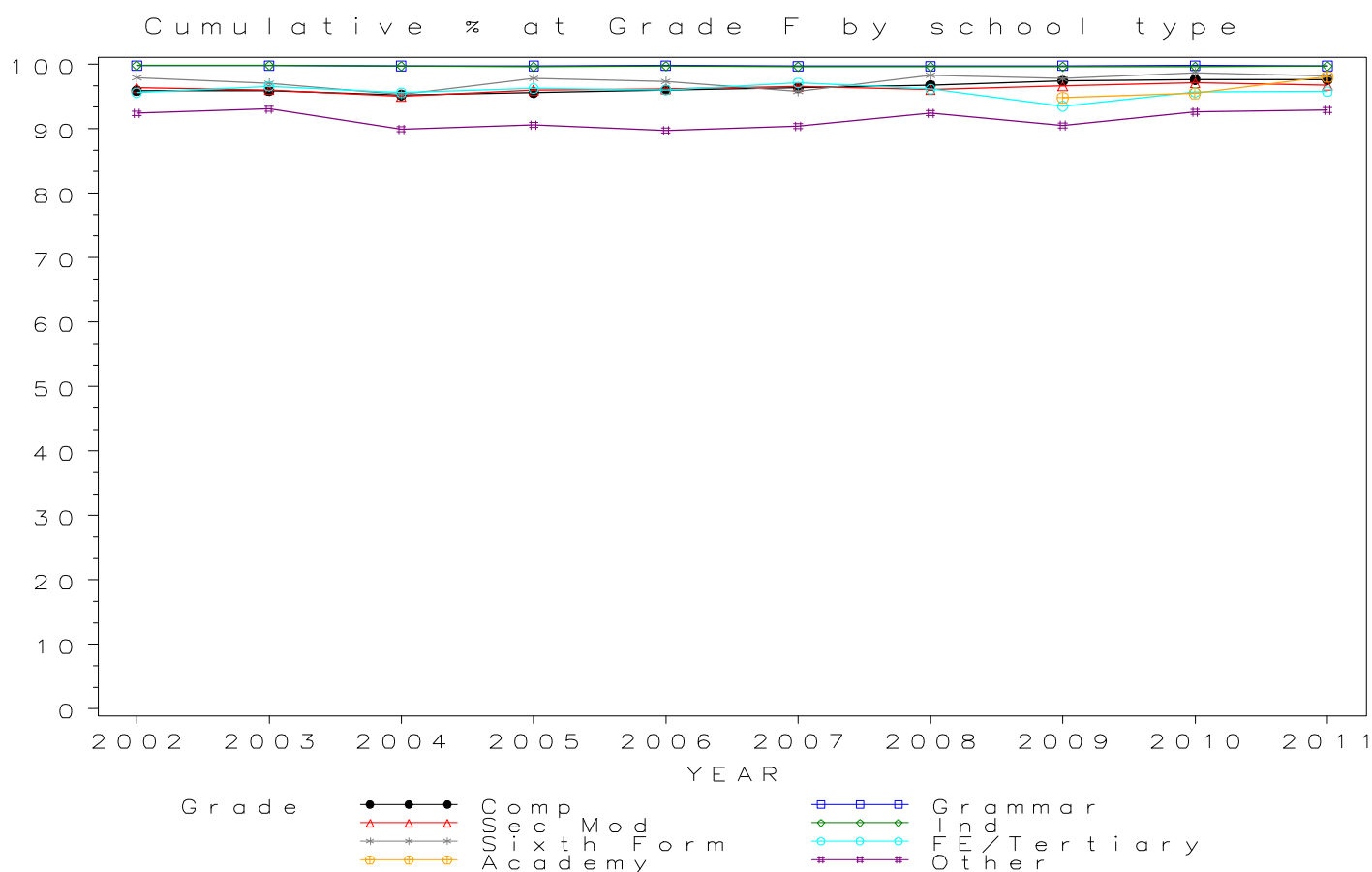


GCSE ENGLISH LITERATURE Grade F by school type 2002- 2011 Cumulative Percentages

School type	2002	2003	2004	2005	2006	2007	2008	2009	2010	2011
Comprehensive	95.9	95.9	95.2	95.6	96.0	96.3	96.7	97.4	97.6	97.6
Grammar	99.8	99.8	99.7	99.7	99.8	99.7	99.7	99.8	99.8	99.7
Sec Mod	96.3	96.0	95.0	96.0	96.1	96.5	96.0	96.6	97.1	96.7
Independent	99.8	99.8	99.7	99.6	99.7	99.6	99.6	99.6	99.6	99.7
Sixth Form	97.9	97.0	95.3	97.8	97.4	95.8	98.3	97.8	98.7	98.2
FE/Tertiary	95.6	96.6	95.6	96.2	96.0	97.1	96.1	93.5	95.6	95.7
Academy	94.8	95.5	98.1
Other	92.4	93.1	89.9	90.6	89.7	90.4	92.4	90.5	92.6	92.9

Cumulative Numbers

School type	2002	2003	2004	2005	2006	2007	2008	2009	2010	2011
Comprehensive	434901	448299	455314	448217	453045	449340	441131	409194	391196	303664
Grammar	29008	29555	30408	30609	30910	31294	31024	29918	29715	20072
Sec Mod	19014	19932	21081	21863	21577	21696	21142	20310	19263	14854
Independent	40713	40925	43180	43151	44549	46044	44186	40166	41947	38708
Sixth Form	283	230	121	133	147	136	172	175	223	275
FE/Tertiary	953	989	821	765	841	909	818	833	769	606
Academy	13423	17350	99435
Other	2088	2237	1709	1847	1502	1935	3980	1796	2201	2666

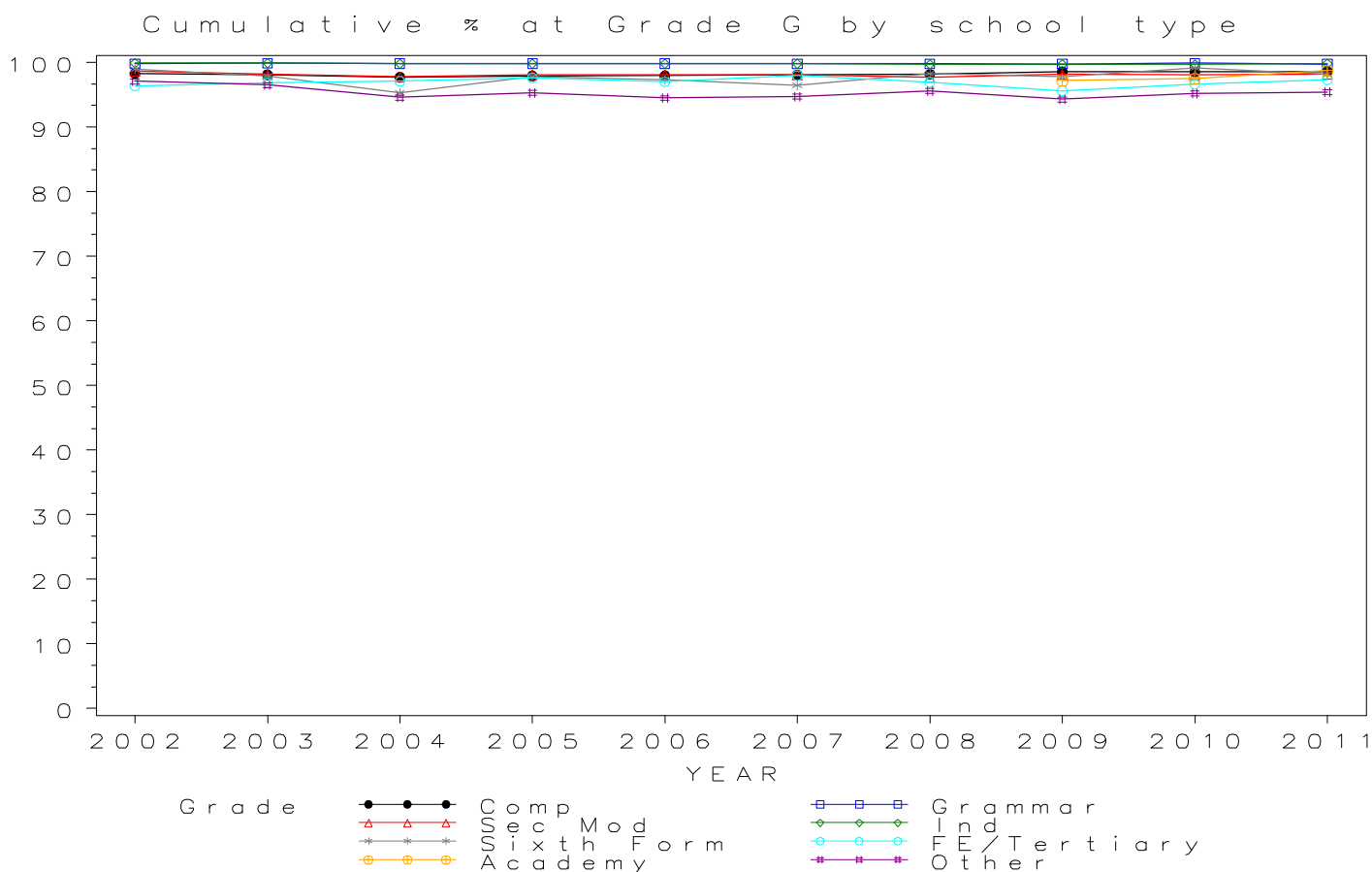


GCSE ENGLISH LITERATURE Grade G by school type 2002- 2011 Cumulative Percentages

School type	2002	2003	2004	2005	2006	2007	2008	2009	2010	2011
Comprehensive	98.3	98.1	97.7	97.9	98.0	98.1	98.2	98.6	98.6	98.6
Grammar	99.8	99.9	99.8	99.8	99.8	99.8	99.8	99.8	99.9	99.7
Sec Mod	98.6	98.2	97.8	98.1	98.1	98.1	97.7	98.1	98.1	98.2
Independent	99.9	99.9	99.8	99.8	99.8	99.8	99.7	99.7	99.7	99.8
Sixth Form	99.0	97.9	95.3	97.8	97.4	96.5	98.3	97.8	99.1	98.2
FE/Tertiary	96.4	96.9	97.1	97.6	97.0	98.0	96.9	95.6	96.6	97.3
Academy	97.2	97.5	98.8
Other	97.1	96.5	94.6	95.3	94.5	94.7	95.6	94.3	95.2	95.4

Cumulative Numbers

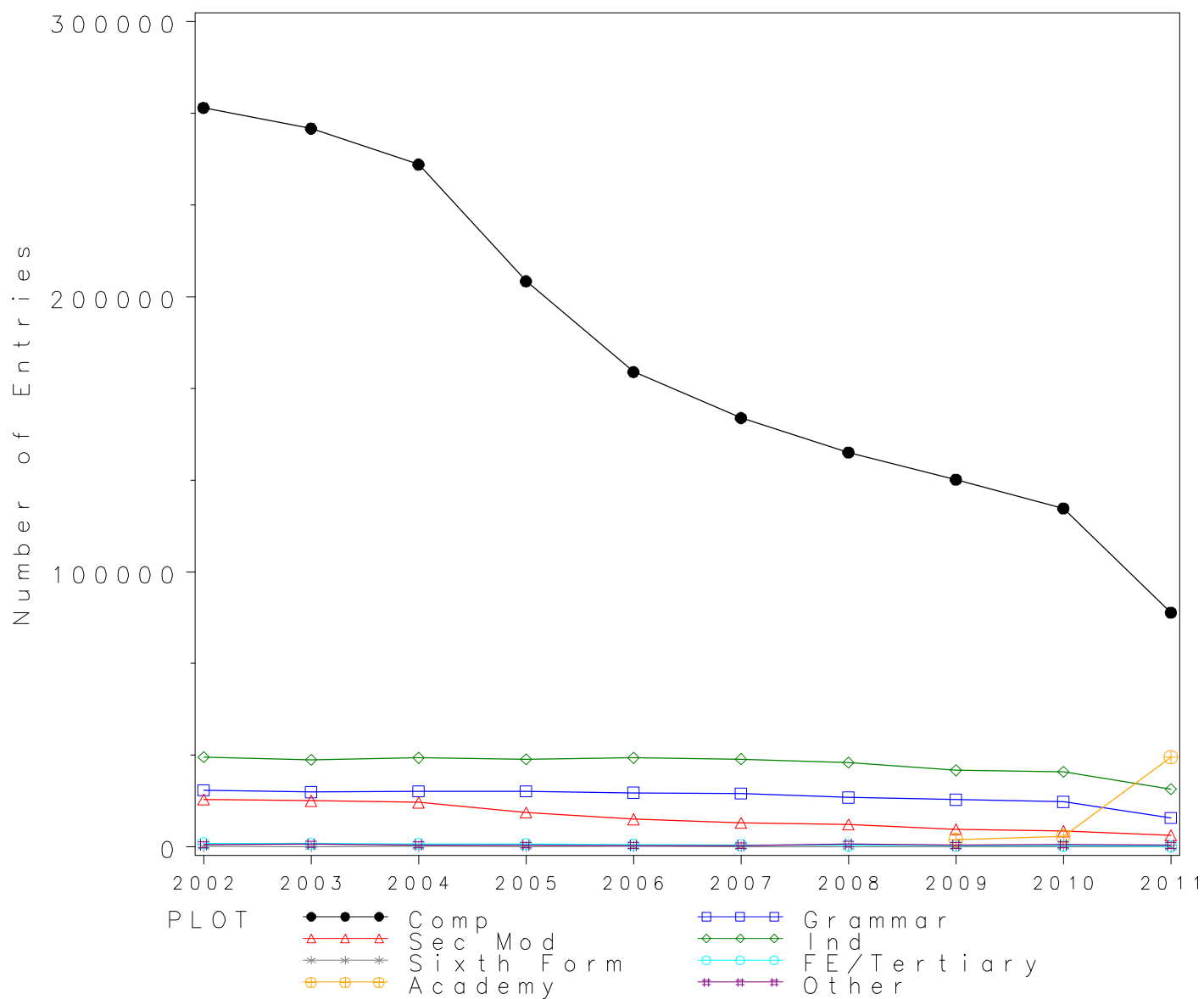
School type	2002	2003	2004	2005	2006	2007	2008	2009	2010	2011
Comprehensive	445733	458596	467283	459007	462208	457389	447754	414086	394984	306685
Grammar	29008	29584	30439	30640	30921	31325	31054	29918	29744	20072
Sec Mod	19467	20375	21692	22346	22022	22045	21510	20625	19460	15070
Independent	40754	40966	43223	43237	44594	46137	44230	40206	41989	38746
Sixth Form	286	232	121	133	147	137	172	175	224	275
FE/Tertiary	961	992	834	776	850	917	825	852	777	616
Academy	13763	17714	100145
Other	2194	2319	1798	1943	1582	2028	4117	1871	2263	2738



Numbers of GCSE entries in FRENCH by school type 2002- 2011

School type	2002	2003	2004	2005	2006	2007	2008	2009	2010	2011
Comprehensive	268609	261066	248003	205589	172622	155890	143383	133514	123054	85141
Grammar	20643	19994	20268	20214	19706	19435	18002	17198	16411	10549
Sec Mod	17311	16778	16215	12556	10105	8838	8203	6407	5776	4230
Independent	32710	31684	32372	31917	32416	31934	30701	27826	27356	21024
Sixth Form	209	161	187	160	180	135	127	107	136	79
FE/Tertiary	1353	1169	1156	1053	834	731	583	545	473	251
Academy	2595	3830	32573
Other	769	1038	762	678	564	562	1137	572	824	660

GCSE FRENCH Entries by school type 2002–2011



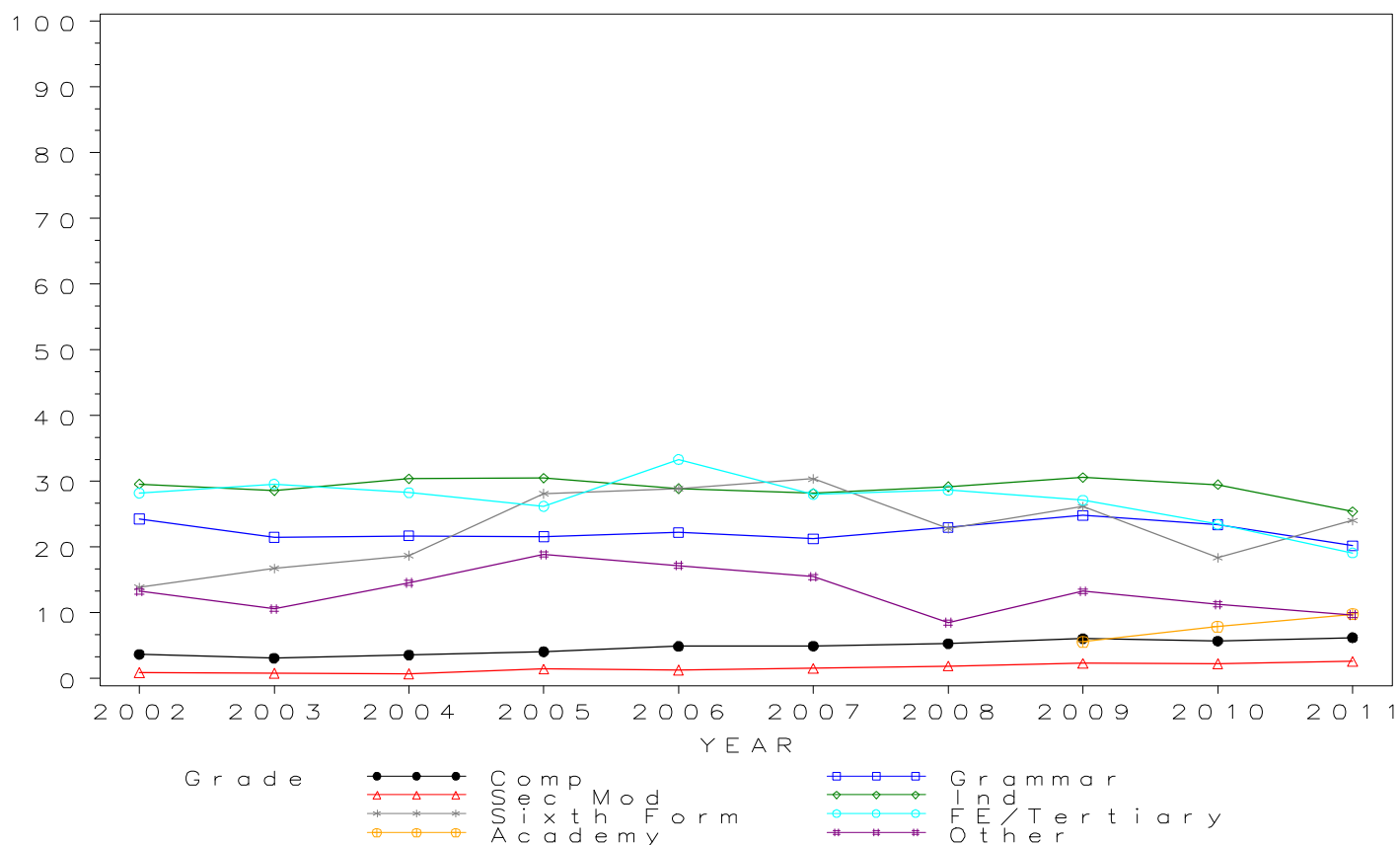
GCSE FRENCH Grade A* by school type 2002-2011 Cumulative Percentages

School type	2002	2003	2004	2005	2006	2007	2008	2009	2010	2011
Comprehensive	3.7	3.1	3.6	4.1	4.9	4.9	5.3	6.1	5.7	6.2
Grammar	24.3	21.5	21.7	21.6	22.2	21.3	23.0	24.8	23.4	20.2
Sec Mod	0.9	0.8	0.8	1.5	1.3	1.5	1.9	2.3	2.3	2.6
Independent	29.6	28.6	30.4	30.5	28.9	28.2	29.2	30.6	29.5	25.4
Sixth Form	13.9	16.8	18.7	28.1	28.9	30.4	22.8	26.2	18.4	24.1
FE/Tertiary	28.2	29.6	28.3	26.2	33.3	28.0	28.6	27.2	23.5	19.1
Academy	5.6	7.9	9.8
Other	13.3	10.6	14.6	18.9	17.2	15.5	8.5	13.3	11.3	9.7

Cumulative Numbers

School type	2002	2003	2004	2005	2006	2007	2008	2009	2010	2011
Comprehensive	9938	8129	8893	8429	8469	7712	7624	8120	7037	5304
Grammar	5016	4301	4402	4363	4375	4136	4135	4271	3844	2130
Sec Mod	159	141	123	186	134	136	157	150	132	110
Independent	9682	9062	9841	9735	9368	9005	8965	8515	8070	5340
Sixth Form	29	27	35	45	52	41	29	28	25	19
FE/Tertiary	382	346	327	276	278	205	167	148	111	48
Academy	145	303	3192
Other	102	110	111	128	97	87	97	76	93	64

Cumulative % at Grade A* by school type



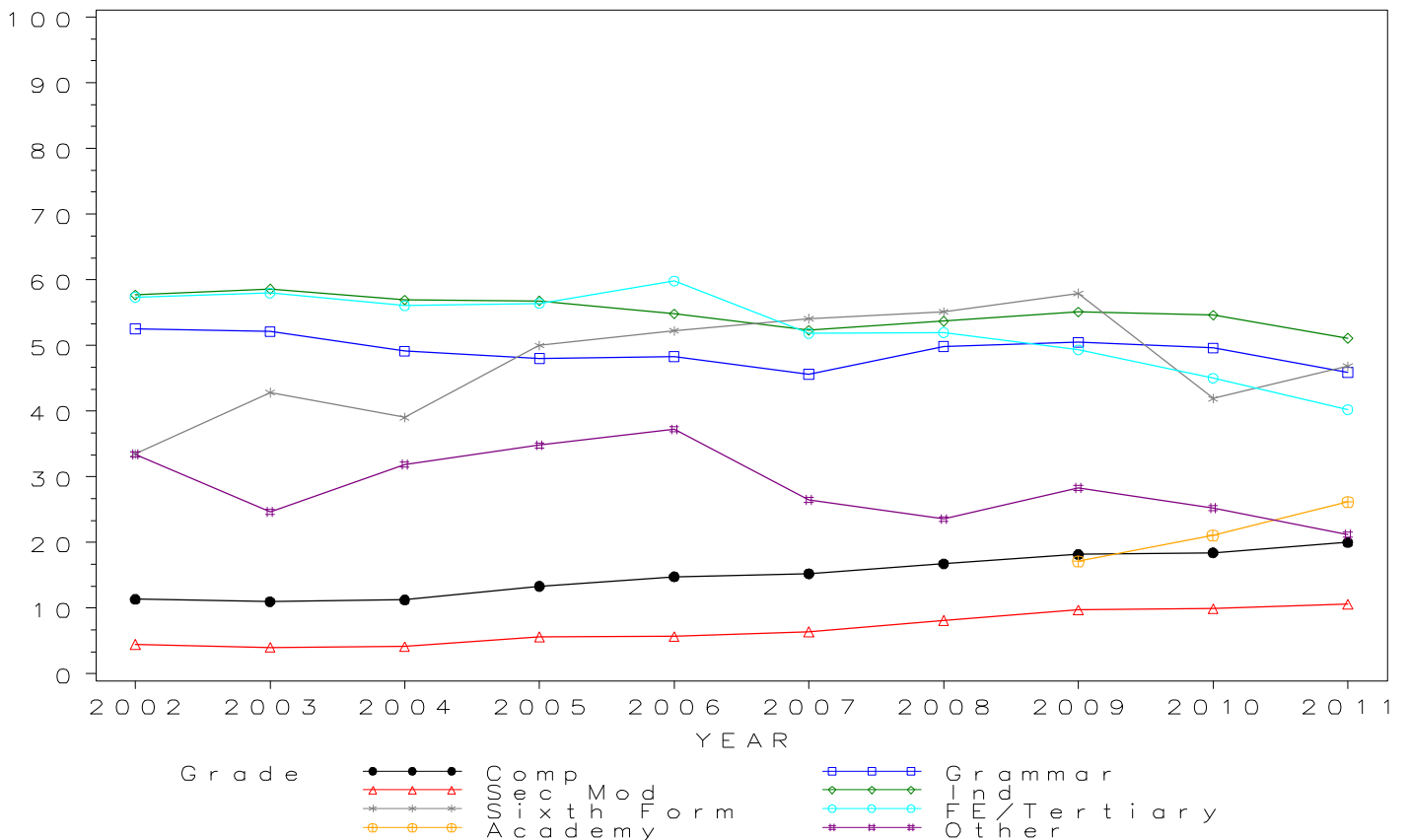
*GCSE FRENCH Grade A by school type 2002- 2011
Cumulative Percentages*

School type	2002	2003	2004	2005	2006	2007	2008	2009	2010	2011
Comprehensive	11.4	11.0	11.3	13.3	14.8	15.2	16.8	18.2	18.4	20.0
Grammar	52.6	52.1	49.2	48.0	48.3	45.6	49.9	50.5	49.6	45.9
Sec Mod	4.5	4.0	4.2	5.6	5.7	6.4	8.1	9.8	9.9	10.6
Independent	57.7	58.6	56.9	56.8	54.8	52.3	53.7	55.1	54.6	51.1
Sixth Form	33.5	42.9	39.0	50.0	52.2	54.1	55.1	57.9	41.9	46.8
FE/Tertiary	57.4	58.0	56.1	56.4	59.8	51.8	52.0	49.4	45.0	40.2
Academy	17.1	21.1	26.2
Other	33.4	24.7	31.9	34.8	37.2	26.5	23.6	28.3	25.2	21.2

Cumulative Numbers

School type	2002	2003	2004	2005	2006	2007	2008	2009	2010	2011
Comprehensive	30501	28674	27918	27403	25517	23769	24017	24260	22689	17029
Grammar	10850	10424	9963	9711	9519	8870	8977	8681	8140	4845
Sec Mod	776	676	678	709	573	566	668	625	574	449
Independent	18874	18567	18420	18129	17764	16701	16486	15332	14936	10743
Sixth Form	70	69	73	80	94	73	70	62	57	37
FE/Tertiary	776	678	648	594	499	379	303	269	213	101
Academy	444	808	8534
Other	257	256	243	236	210	149	268	162	208	140

Cumulative % at Grade A by school type



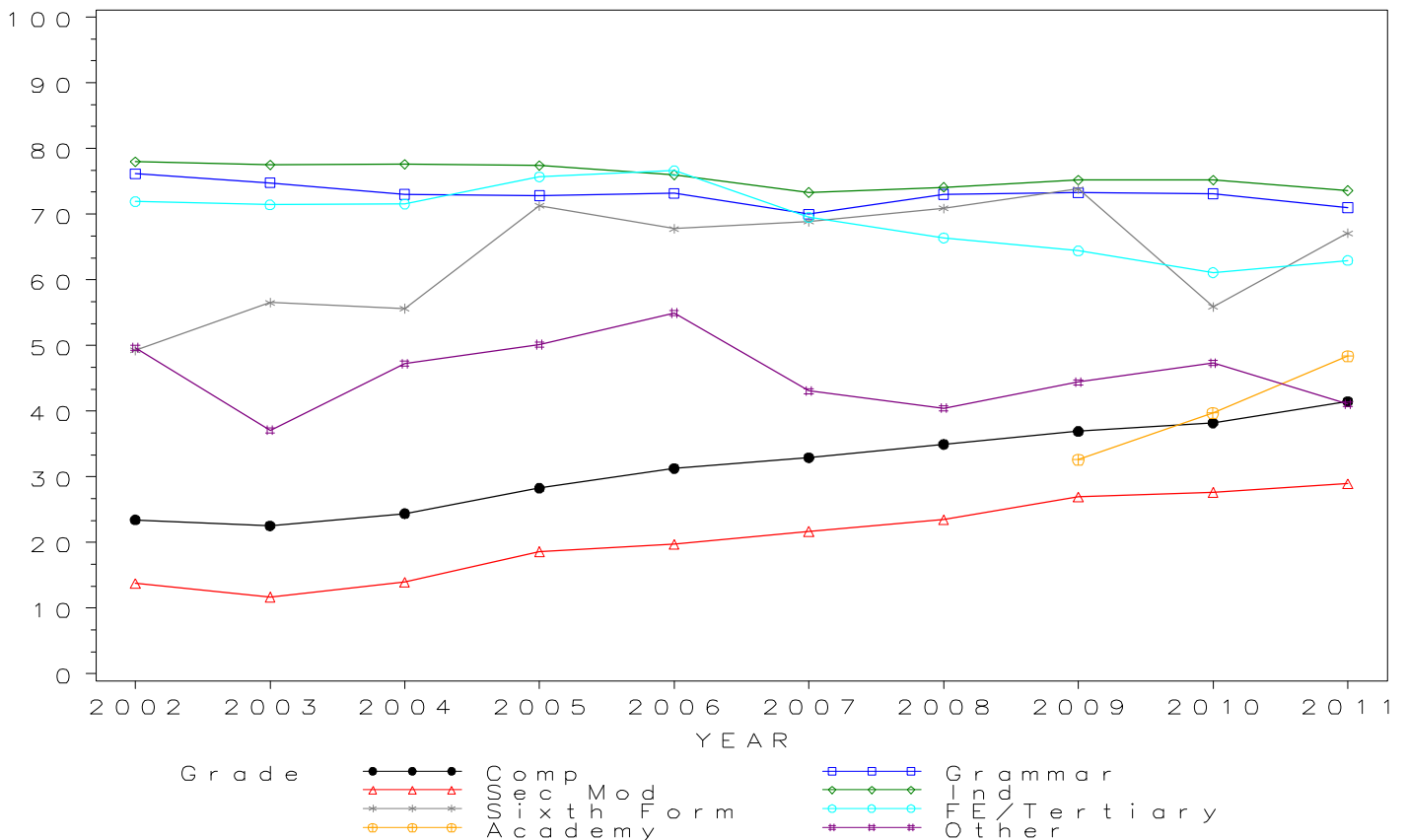
GCSE FRENCH Grade B by school type 2002- 2011 Cumulative Percentages

School type	2002	2003	2004	2005	2006	2007	2008	2009	2010	2011
Comprehensive	23.4	22.5	24.4	28.3	31.3	32.9	35.0	36.9	38.2	41.5
Grammar	76.1	74.8	73.0	72.8	73.2	70.0	73.0	73.3	73.1	71.0
Sec Mod	13.8	11.7	14.0	18.6	19.7	21.7	23.5	27.0	27.6	28.9
Independent	78.0	77.5	77.6	77.4	76.0	73.3	74.1	75.2	75.2	73.6
Sixth Form	49.3	56.5	55.6	71.3	67.8	68.9	70.9	73.8	55.9	67.1
FE/Tertiary	71.9	71.4	71.5	75.7	76.6	69.5	66.4	64.4	61.1	62.9
Academy	32.6	39.7	48.4
Other	49.7	37.1	47.2	50.1	55.0	43.1	40.5	44.4	47.3	41.1

Cumulative Numbers

School type	2002	2003	2004	2005	2006	2007	2008	2009	2010	2011
Comprehensive	62986	58835	60512	58127	53971	51312	50113	49292	47006	35298
Grammar	15716	14950	14800	14720	14415	13609	13143	12600	11998	7490
Sec Mod	2385	1962	2264	2336	1993	1918	1924	1727	1597	1224
Independent	25514	24555	25121	24704	24636	23408	22749	20925	20572	15474
Sixth Form	103	91	104	114	122	93	90	79	76	53
FE/Tertiary	973	835	827	797	639	508	387	351	289	158
Academy	846	1521	15765
Other	382	385	360	340	310	242	460	254	390	271

Cumulative % at Grade B by school type

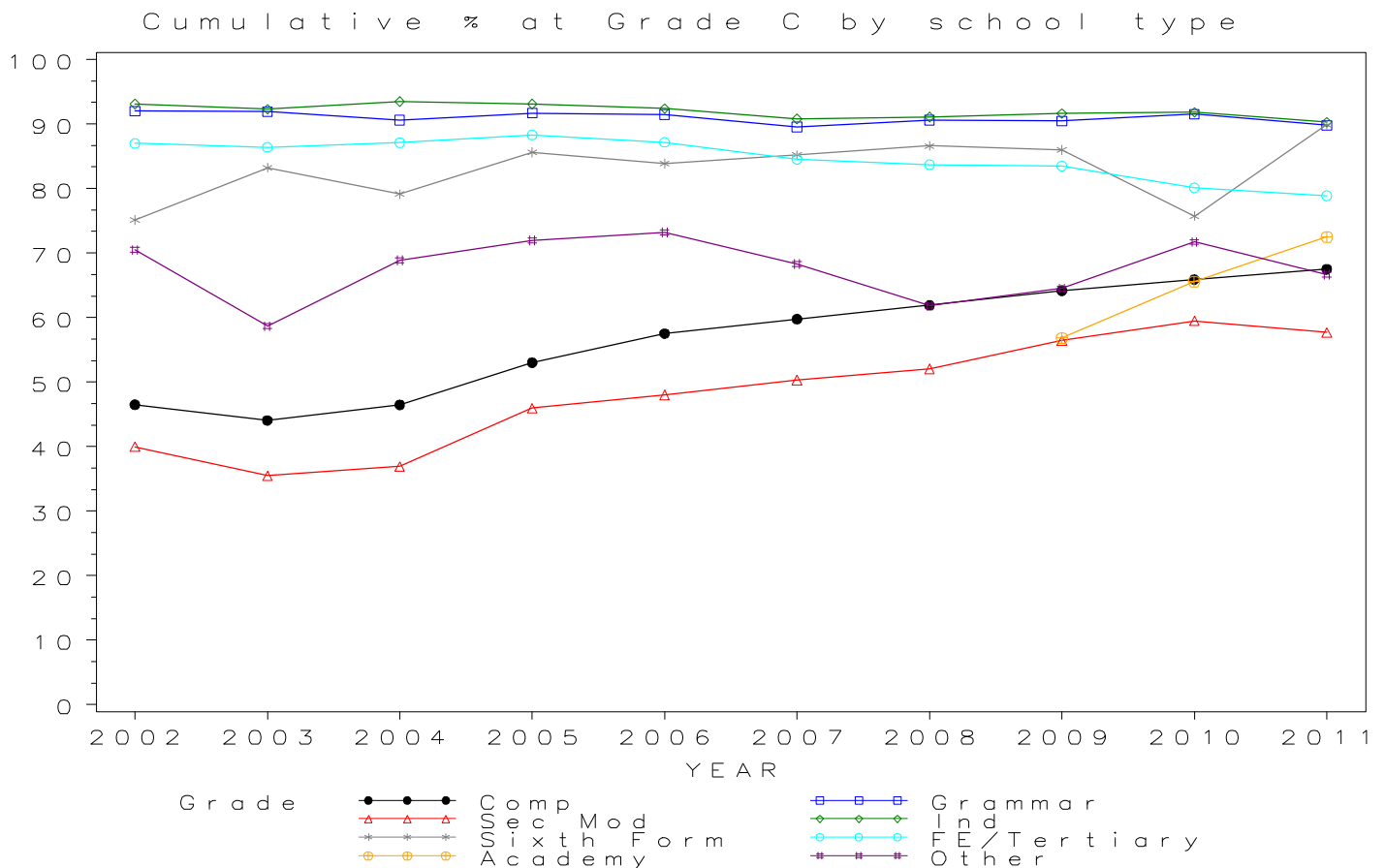


GCSE FRENCH Grade C by school type 2002- 2011 Cumulative Percentages

School type	2002	2003	2004	2005	2006	2007	2008	2009	2010	2011
Comprehensive	46.5	44.1	46.5	53.0	57.5	59.8	61.9	64.2	65.9	67.5
Grammar	92.0	91.9	90.6	91.7	91.5	89.5	90.6	90.5	91.5	89.8
Sec Mod	40.0	35.5	36.9	46.0	48.0	50.3	52.1	56.5	59.5	57.7
Independent	93.1	92.3	93.5	93.1	92.4	90.8	91.1	91.6	91.8	90.3
Sixth Form	75.1	83.2	79.1	85.6	83.9	85.2	86.6	86.0	75.7	89.9
FE/Tertiary	87.0	86.4	87.1	88.3	87.2	84.5	83.7	83.5	80.1	78.9
Academy	56.8	65.6	72.5
Other	70.5	58.7	68.9	72.0	73.2	68.3	61.8	64.5	71.7	66.7

Cumulative Numbers

School type	2002	2003	2004	2005	2006	2007	2008	2009	2010	2011
Comprehensive	124926	115053	115281	108997	99296	93173	88754	85687	81093	57474
Grammar	18991	18378	18365	18534	18024	17404	16309	15561	15018	9470
Sec Mod	6921	5956	5985	5773	4853	4448	4272	3618	3436	2440
Independent	30453	29244	30268	29715	29952	28996	27969	25489	25113	18985
Sixth Form	157	134	148	137	151	115	110	92	103	71
FE/Tertiary	1177	1010	1007	930	727	618	488	455	379	198
Academy	1474	2512	23615
Other	542	609	525	488	413	384	703	369	591	440

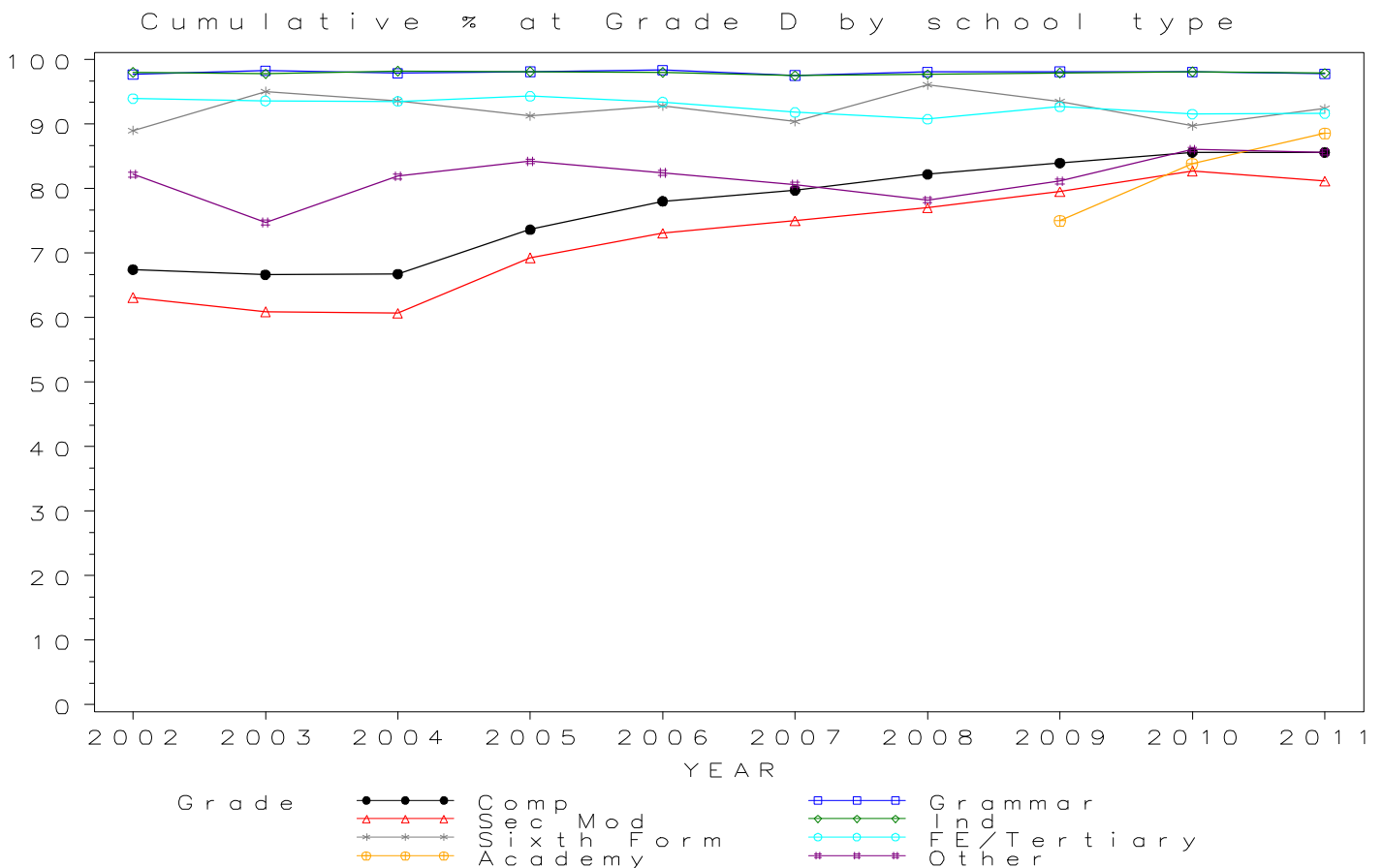


GCSE FRENCH Grade D by school type 2002- 2011 Cumulative Percentages

School type	2002	2003	2004	2005	2006	2007	2008	2009	2010	2011
Comprehensive	67.4	66.6	66.8	73.6	78.0	79.7	82.2	84.0	85.6	85.6
Grammar	97.7	98.2	97.9	98.1	98.3	97.5	98.1	98.1	98.1	97.8
Sec Mod	63.1	60.9	60.7	69.3	73.1	75.0	77.0	79.5	82.7	81.1
Independent	98.0	97.8	98.2	98.1	98.0	97.5	97.7	97.9	98.1	97.9
Sixth Form	89.0	95.0	93.6	91.3	92.8	90.4	96.1	93.5	89.7	92.4
FE/Tertiary	93.9	93.6	93.5	94.3	93.4	91.8	90.7	92.7	91.5	91.6
Academy	75.0	83.8	88.6
Other	82.2	74.8	81.9	84.2	82.4	80.6	78.2	81.1	86.0	85.6

Cumulative Numbers

School type	2002	2003	2004	2005	2006	2007	2008	2009	2010	2011
Comprehensive	181139	173968	165555	151359	134700	124260	117859	112099	105327	72883
Grammar	20168	19640	19841	19830	19380	18955	17652	16875	16093	10313
Sec Mod	10927	10221	9841	8697	7383	6630	6318	5093	4778	3432
Independent	32056	30987	31789	31311	31768	31136	29995	27242	26836	20582
Sixth Form	186	153	175	146	167	122	122	100	122	73
FE/Tertiary	1271	1094	1081	993	779	671	529	505	433	230
Academy	1946	3210	28860
Other	632	776	624	571	465	453	889	464	709	565

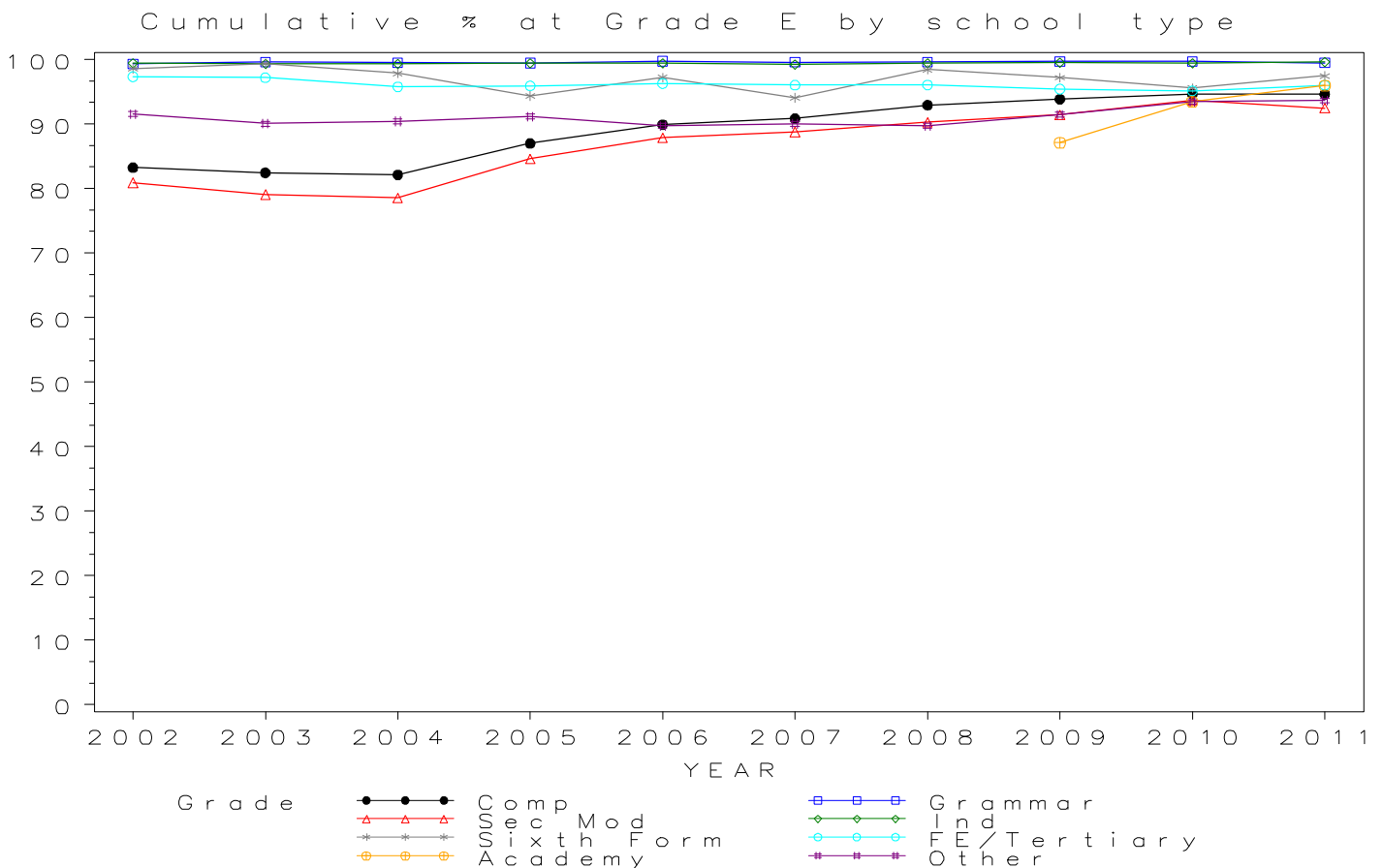


GCSE FRENCH Grade E by school type 2002- 2011 Cumulative Percentages

School type	2002	2003	2004	2005	2006	2007	2008	2009	2010	2011
Comprehensive	83.2	82.4	82.1	87.0	89.9	90.8	92.9	93.8	94.6	94.6
Grammar	99.3	99.6	99.5	99.5	99.7	99.6	99.6	99.7	99.7	99.5
Sec Mod	80.9	79.1	78.6	84.6	87.9	88.8	90.3	91.4	93.6	92.5
Independent	99.4	99.3	99.3	99.4	99.4	99.2	99.4	99.5	99.4	99.6
Sixth Form	98.6	99.4	97.9	94.4	97.2	94.1	98.4	97.2	95.6	97.5
FE/Tertiary	97.3	97.2	95.8	95.9	96.3	96.0	96.1	95.4	95.1	96.0
Academy	87.1	93.5	96.0
Other	91.5	90.1	90.4	91.2	89.7	90.0	89.7	91.4	93.4	93.6

Cumulative Numbers

School type	2002	2003	2004	2005	2006	2007	2008	2009	2010	2011
Comprehensive	223588	215229	203642	178848	155203	141613	133248	125301	116455	80556
Grammar	20498	19914	20173	20105	19653	19351	17930	17149	16364	10493
Sec Mod	14004	13268	12740	10623	8882	7848	7406	5858	5409	3911
Independent	32514	31462	32145	31725	32222	31679	30517	27687	27192	20940
Sixth Form	206	160	183	151	175	127	125	104	130	77
FE/Tertiary	1317	1136	1107	1010	803	702	560	520	450	241
Academy	2260	3581	31270
Other	704	935	689	618	506	506	1020	523	770	618

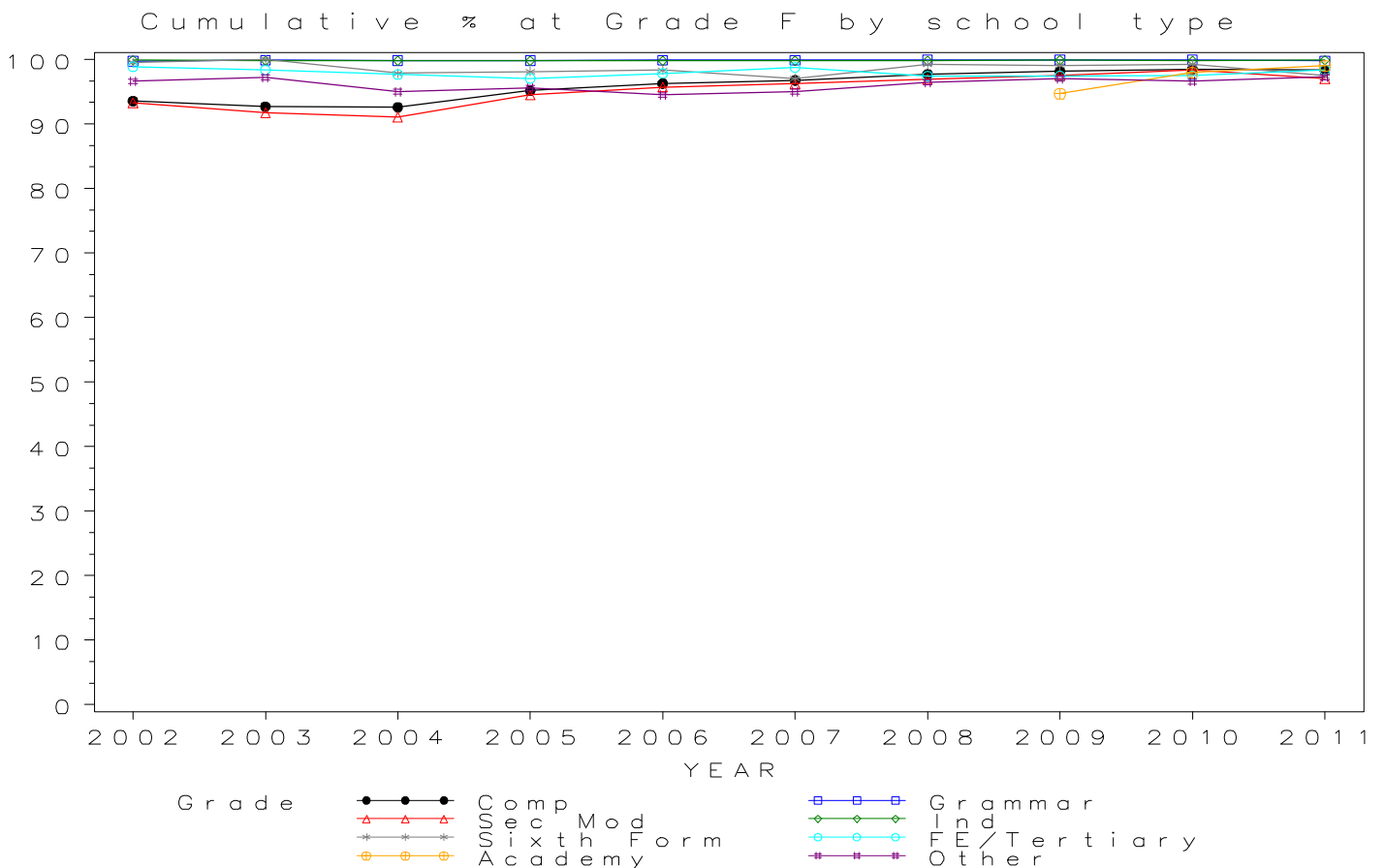


*GCSE FRENCH Grade F by school type 2002- 2011
Cumulative Percentages*

School type	2002	2003	2004	2005	2006	2007	2008	2009	2010	2011
Comprehensive	93.6	92.7	92.6	95.2	96.3	96.8	97.7	98.2	98.5	98.3
Grammar	99.7	99.9	99.8	99.8	99.9	99.9	99.9	99.9	99.9	99.8
Sec Mod	93.3	91.8	91.1	94.5	95.7	96.2	97.0	97.5	98.4	97.0
Independent	99.9	99.8	99.8	99.8	99.8	99.8	99.8	99.9	99.8	99.9
Sixth Form	99.5	100.0	97.9	98.1	98.3	97.0	99.2	99.1	99.3	97.5
FE/Tertiary	98.9	98.4	97.7	97.1	97.8	98.8	97.4	97.4	97.5	98.4
Academy	94.7	98.0	99.0
Other	96.6	97.2	95.0	95.6	94.5	95.0	96.5	97.0	96.6	97.3

Cumulative Numbers

School type	2002	2003	2004	2005	2006	2007	2008	2009	2010	2011
Comprehensive	251317	241988	229649	195670	166197	150844	140108	131076	121209	83719
Grammar	20588	19974	20234	20180	19686	19415	17990	17187	16401	10527
Sec Mod	16152	15394	14772	11867	9673	8503	7953	6250	5684	4105
Independent	32677	31621	32307	31853	32351	31870	30640	27798	27301	21003
Sixth Form	208	161	183	157	177	131	126	106	135	77
FE/Tertiary	1338	1150	1129	1022	816	722	568	531	461	247
Academy	2457	3753	32247
Other	743	1009	724	648	533	534	1097	555	796	642

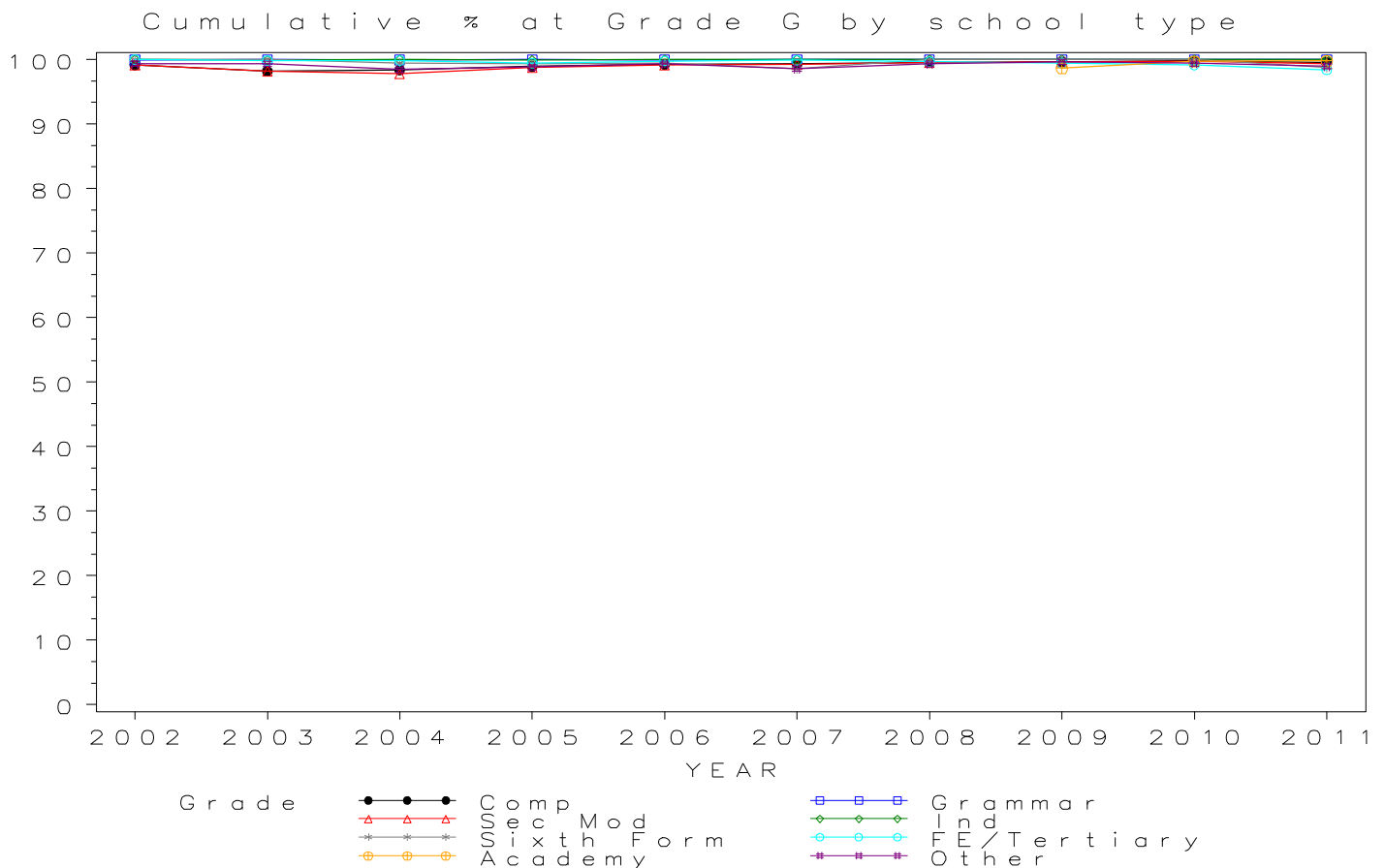


*GCSE FRENCH Grade G by school type 2002- 2011
Cumulative Percentages*

School type	2002	2003	2004	2005	2006	2007	2008	2009	2010	2011
Comprehensive	99.1	98.2	98.4	98.9	99.2	99.3	99.5	99.6	99.8	99.5
Grammar	99.9	100.0	99.9	100.0	99.9	100.0	100.0	100.0	100.0	100.0
Sec Mod	99.2	98.2	97.8	98.8	99.2	99.2	99.5	99.6	99.7	99.3
Independent	100.0	99.9	100.0	99.9	100.0	100.0	100.0	100.0	100.0	100.0
Sixth Form	100.0	100.0	99.5	99.4	99.4	98.5	100.0	100.0	100.0	98.7
FE/Tertiary	100.0	99.8	99.8	99.4	99.8	99.9	99.7	99.4	99.2	98.4
Academy	98.7	99.7	99.8
Other	99.3	99.3	98.4	98.8	99.3	98.6	99.3	99.7	99.4	98.9

Cumulative Numbers

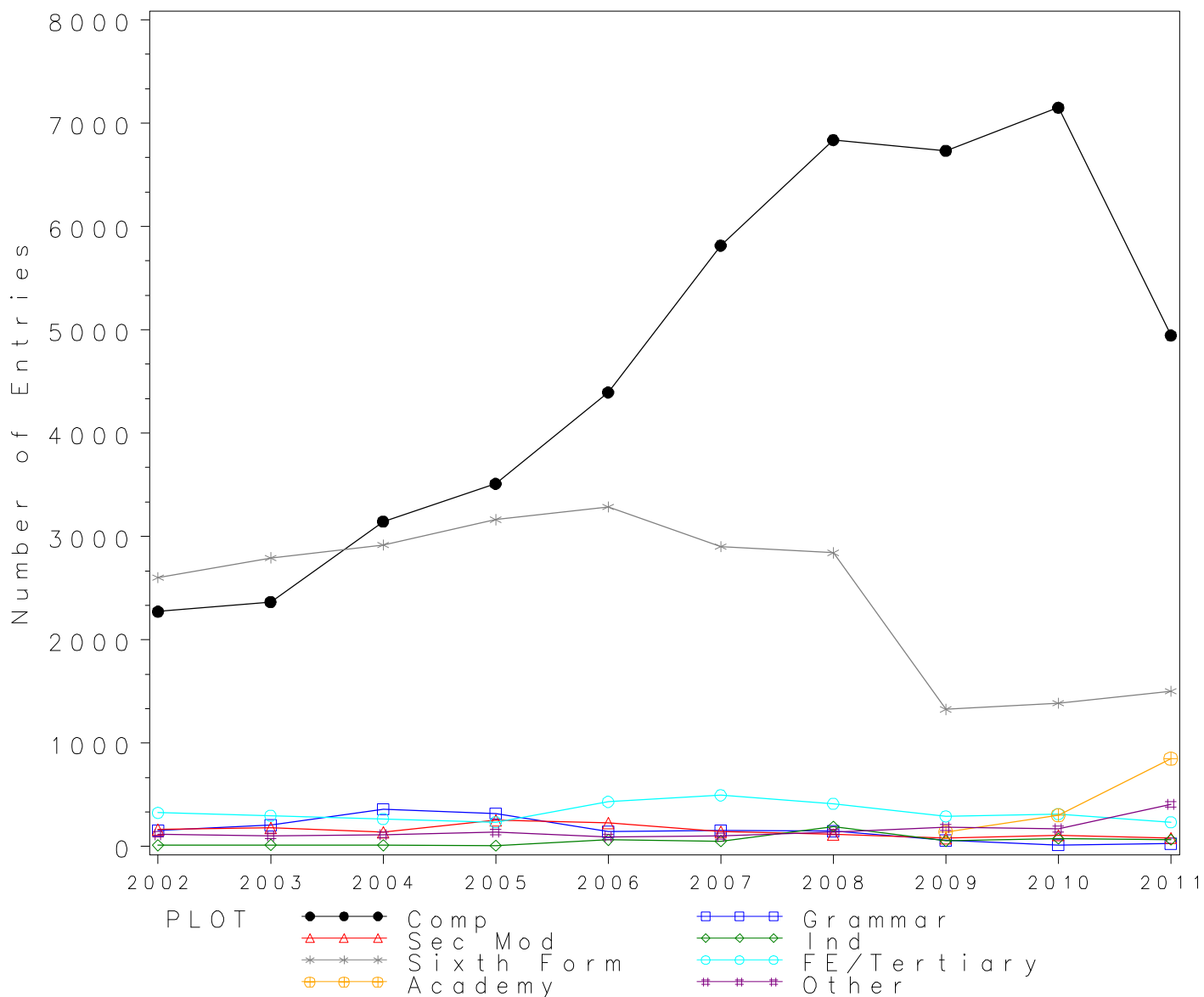
School type	2002	2003	2004	2005	2006	2007	2008	2009	2010	2011
Comprehensive	266303	256397	243963	203418	171295	154824	142714	133005	122808	84753
Grammar	20629	19994	20254	20214	19693	19435	18002	17198	16411	10546
Sec Mod	17169	16477	15855	12401	10022	8767	8162	6380	5758	4201
Independent	32710	31652	32372	31885	32416	31934	30701	27826	27356	21024
Sixth Form	209	161	186	159	179	133	127	107	136	78
FE/Tertiary	1353	1167	1154	1047	832	730	581	542	469	247
Academy	2561	3819	32508
Other	764	1031	750	670	560	554	1129	570	819	653



Numbers of GCSE entries in GENERAL STUDIES by school type 2002- 2011

School type	2002	2003	2004	2005	2006	2007	2008	2009	2010	2011
Comprehensive	2273	2365	3145	3510	4394	5815	6836	6732	7150	4946
Grammar	156	207	361	320	144	153	147	60	14	26
Sec Mod	163	179	137	254	226	142	118	79	109	83
Independent	12	15	12	8	64	52	192	54	78	67
Sixth Form	2603	2793	2918	3163	3287	2902	2841	1327	1387	1502
FE/Tertiary	326	298	266	235	432	496	414	291	314	234
Academy	137	302	849
Other	118	103	114	141	93	101	141	184	170	408

GCSE GENERAL STUDIES Entries by school type 2002–2011



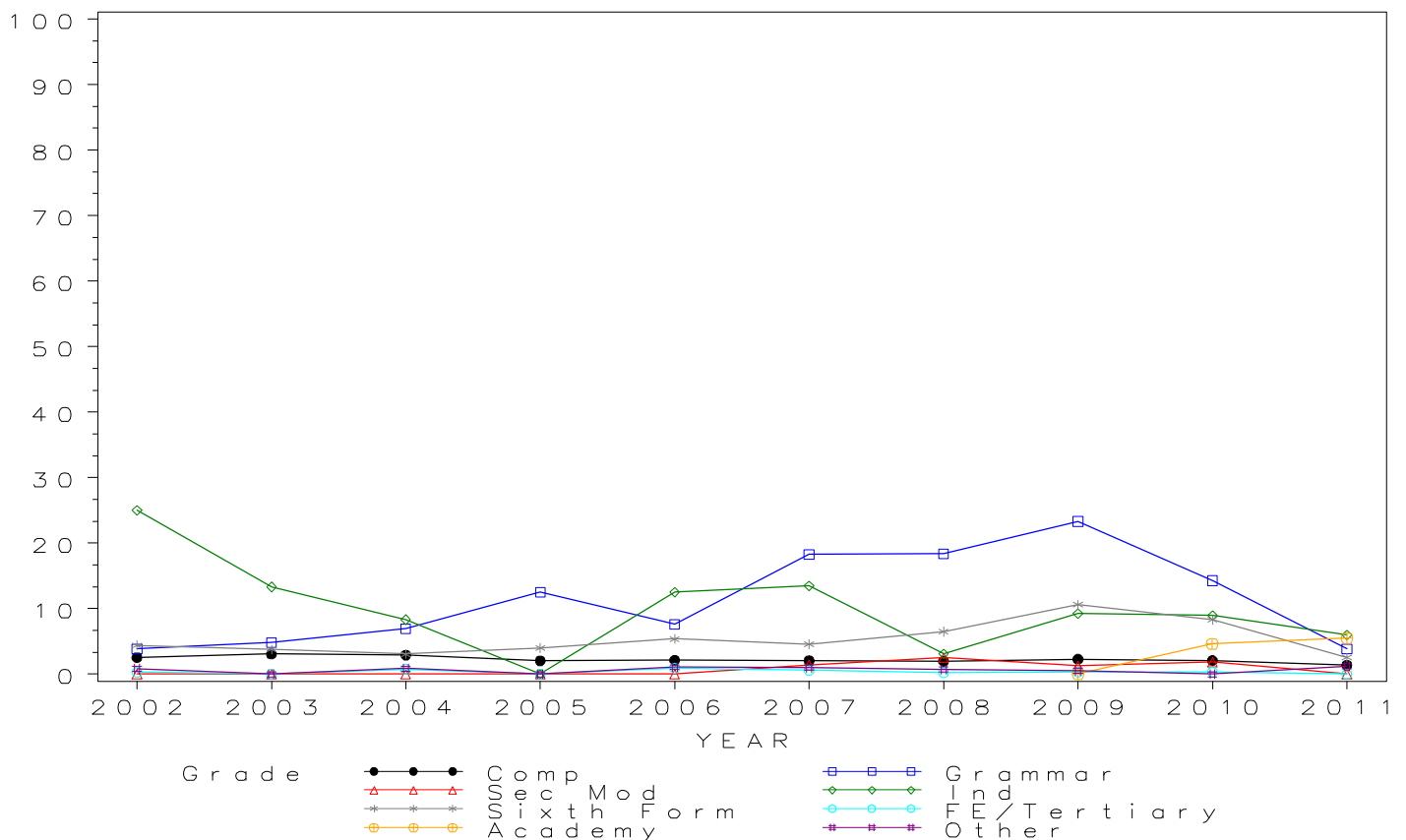
GCSE GENERAL STUDIES Grade A* by school type 2002-2011 Cumulative Percentages

School type	2002	2003	2004	2005	2006	2007	2008	2009	2010	2011
Comprehensive	2.6	3.1	2.9	2.1	2.1	2.1	2.0	2.3	2.1	1.4
Grammar	3.8	4.8	6.9	12.5	7.6	18.3	18.4	23.3	14.3	3.8
Sec Mod	0.0	0.0	0.0	0.0	0.0	1.4	2.5	1.3	1.8	0.0
Independent	25.0	13.3	8.3	0.0	12.5	13.5	3.1	9.3	9.0	6.0
Sixth Form	4.4	3.8	3.1	4.0	5.4	4.6	6.5	10.6	8.3	2.5
FE/Tertiary	0.3	0.0	0.8	0.0	0.9	0.6	0.2	0.3	0.3	0.0
Academy	0.0	4.6	5.5
Other	0.8	0.0	0.9	0.0	1.1	1.0	0.7	0.5	0.0	1.2

Cumulative Numbers

School type	2002	2003	2004	2005	2006	2007	2008	2009	2010	2011
Comprehensive	58	73	92	72	94	121	136	155	150	68
Grammar	6	10	25	40	11	28	27	14	2	1
Sec Mod	0	0	0	0	0	2	3	1	2	0
Independent	3	2	1	0	8	7	6	5	7	4
Sixth Form	115	106	90	127	177	133	185	141	115	38
FE/Tertiary	1	0	2	0	4	3	1	1	1	0
Academy	0	14	47
Other	1	0	1	0	1	1	1	1	0	5

Cumulative % at Grade A* by school type



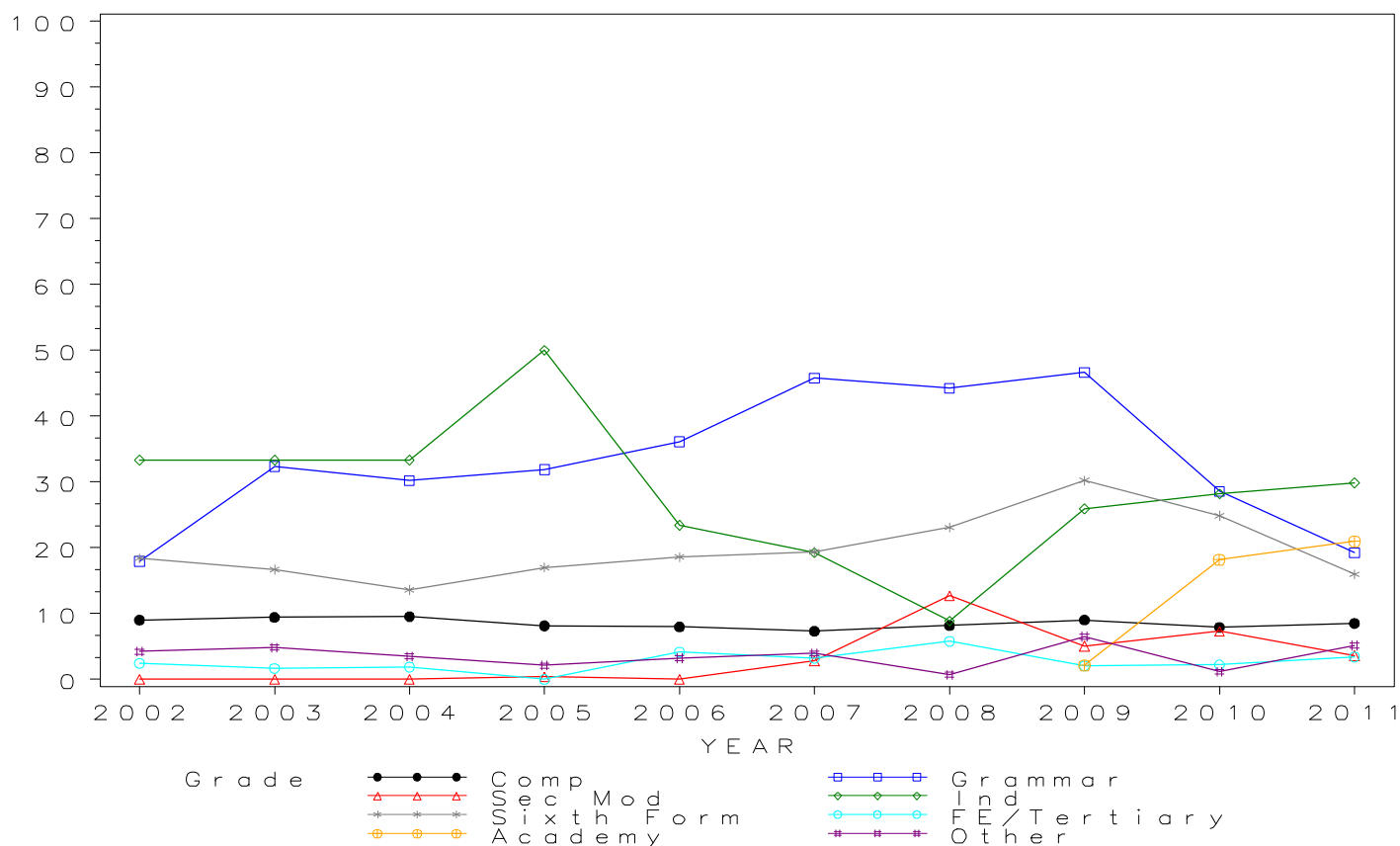
*GCSE GENERAL STUDIES Grade A by school type 2002- 2011
Cumulative Percentages*

School type	2002	2003	2004	2005	2006	2007	2008	2009	2010	2011
Comprehensive	9.0	9.4	9.5	8.1	8.0	7.3	8.2	9.0	7.9	8.5
Grammar	17.9	32.4	30.2	31.9	36.1	45.8	44.2	46.7	28.6	19.2
Sec Mod	0.0	0.0	0.0	0.4	0.0	2.8	12.7	5.1	7.3	3.6
Independent	33.3	33.3	33.3	50.0	23.4	19.2	8.9	25.9	28.2	29.9
Sixth Form	18.4	16.7	13.6	17.0	18.6	19.4	23.1	30.2	24.9	16.0
FE/Tertiary	2.5	1.7	1.9	0.0	4.2	3.2	5.8	2.1	2.2	3.4
Academy	2.2	18.2	21.0
Other	4.2	4.9	3.5	2.1	3.2	4.0	0.7	6.5	1.2	5.1

Cumulative Numbers

School type	2002	2003	2004	2005	2006	2007	2008	2009	2010	2011
Comprehensive	205	223	300	286	351	426	559	608	566	421
Grammar	28	67	109	102	52	70	65	28	4	5
Sec Mod	0	0	0	1	0	4	15	4	8	3
Independent	4	5	4	4	15	10	17	14	22	20
Sixth Form	479	466	397	538	611	563	656	401	345	240
FE/Tertiary	8	5	5	0	18	16	24	6	7	8
Academy	3	55	178
Other	5	5	4	3	3	4	1	12	2	21

Cumulative % at Grade A by school type



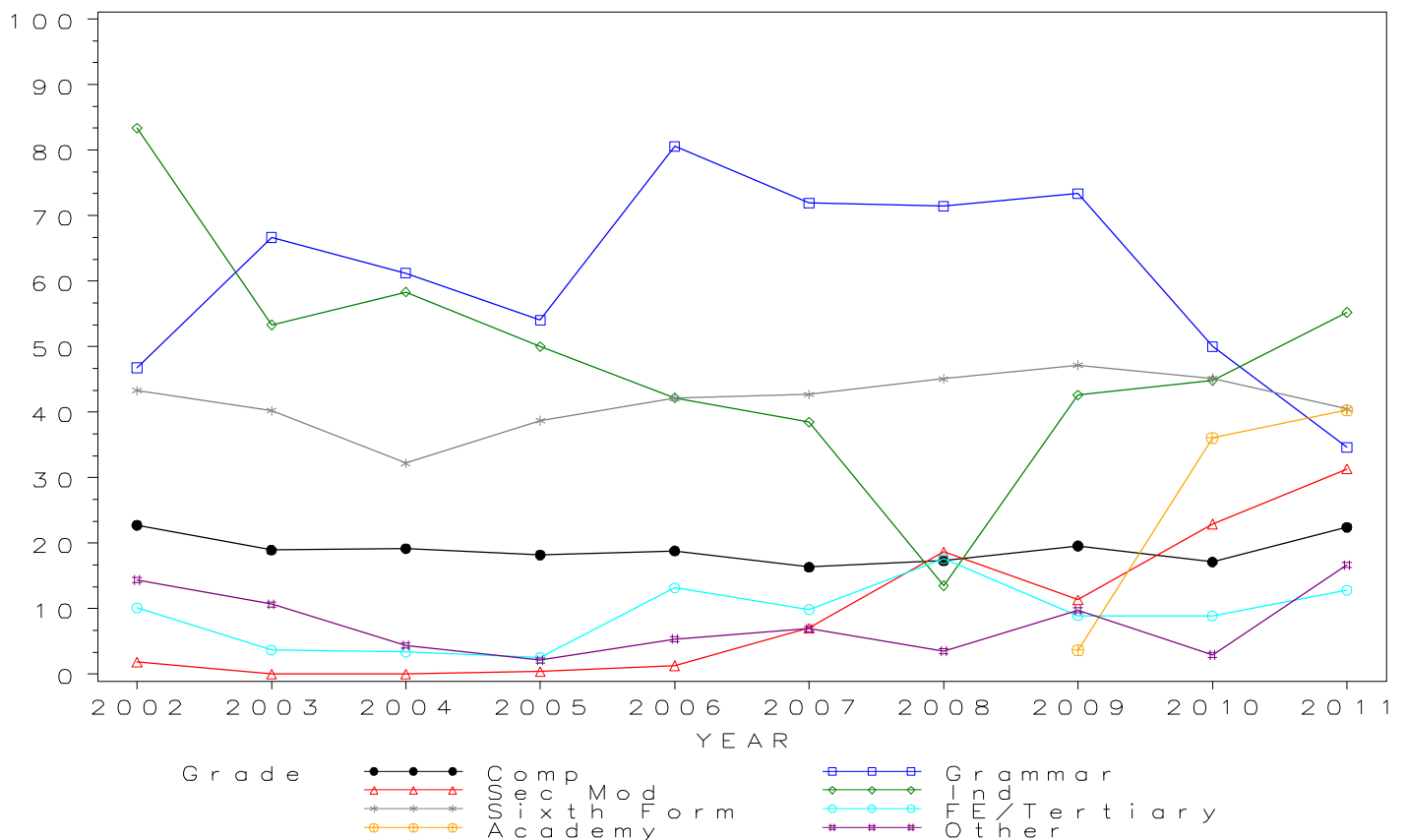
GCSE GENERAL STUDIES Grade B by school type 2002- 2011 Cumulative Percentages

School type	2002	2003	2004	2005	2006	2007	2008	2009	2010	2011
Comprehensive	22.7	18.9	19.2	18.2	18.8	16.3	17.3	19.6	17.1	22.4
Grammar	46.8	66.7	61.2	54.1	80.6	71.9	71.4	73.3	50.0	34.6
Sec Mod	1.8	0.0	0.0	0.4	1.3	7.0	18.6	11.4	22.9	31.3
Independent	83.3	53.3	58.3	50.0	42.2	38.5	13.5	42.6	44.9	55.2
Sixth Form	43.3	40.2	32.2	38.7	42.1	42.7	45.1	47.2	45.1	40.5
FE/Tertiary	10.1	3.7	3.4	2.6	13.2	9.9	17.6	8.9	8.9	12.8
Academy	3.6	36.1	40.3
Other	14.4	10.7	4.4	2.1	5.4	6.9	3.5	9.8	2.9	16.7

Cumulative Numbers

School type	2002	2003	2004	2005	2006	2007	2008	2009	2010	2011
Comprehensive	517	448	603	639	827	950	1183	1318	1225	1109
Grammar	73	138	221	173	116	110	105	44	7	9
Sec Mod	3	0	0	1	3	10	22	9	25	26
Independent	10	8	7	4	27	20	26	23	35	37
Sixth Form	1127	1123	940	1224	1384	1239	1281	626	626	608
FE/Tertiary	33	11	9	6	57	49	73	26	28	30
Academy	5	109	342
Other	17	11	5	3	5	7	5	18	5	68

Cumulative % at Grade B by school type

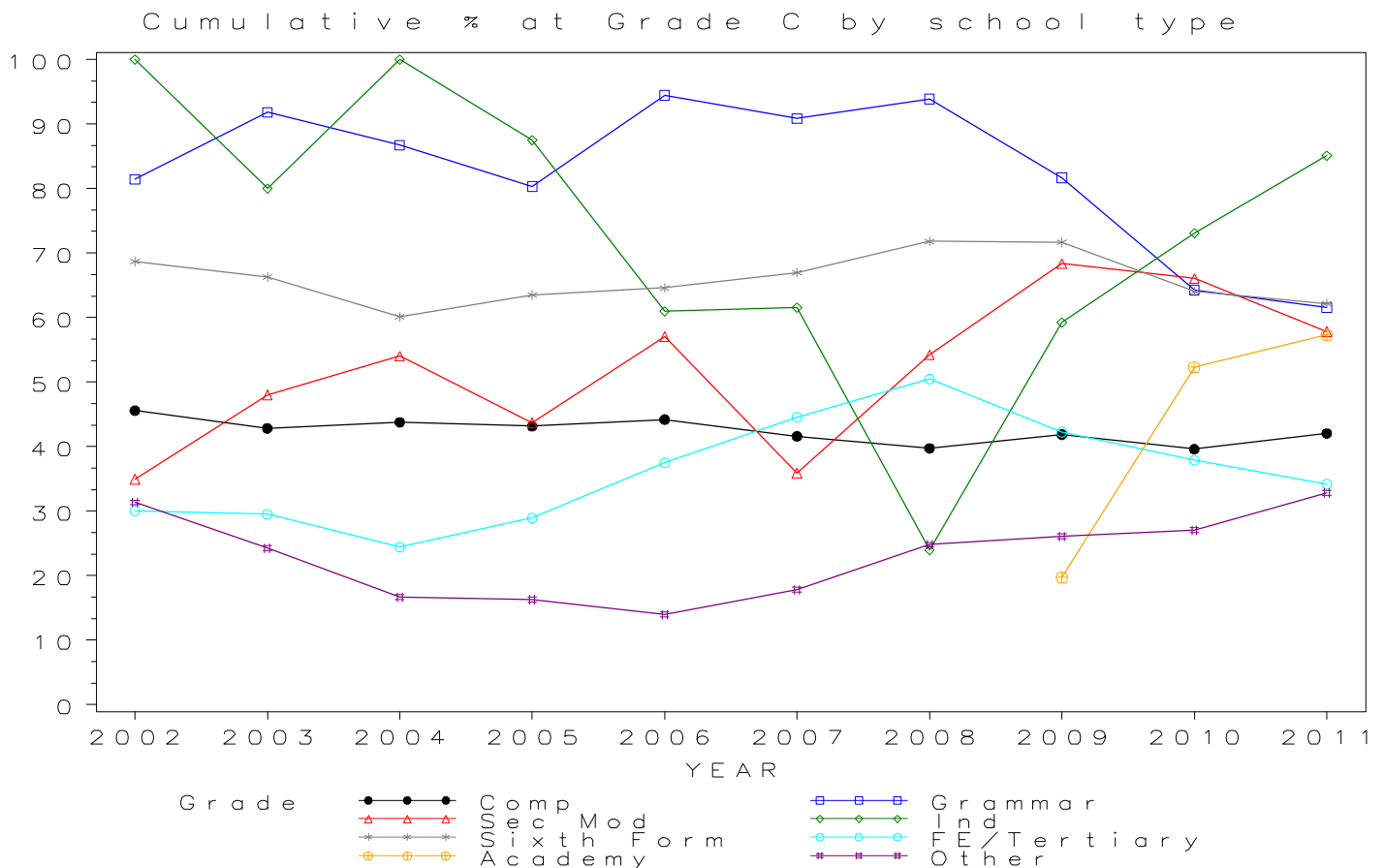


GCSE GENERAL STUDIES Grade C by school type 2002- 2011 Cumulative Percentages

School type	2002	2003	2004	2005	2006	2007	2008	2009	2010	2011
Comprehensive	45.6	42.8	43.8	43.2	44.2	41.6	39.7	41.9	39.6	42.1
Grammar	81.4	91.8	86.7	80.3	94.4	90.8	93.9	81.7	64.3	61.5
Sec Mod	35.0	48.0	54.0	43.7	57.1	35.9	54.2	68.4	66.1	57.8
Independent	100.0	80.0	100.0	87.5	60.9	61.5	24.0	59.3	73.1	85.1
Sixth Form	68.7	66.3	60.1	63.5	64.6	67.0	71.8	71.7	64.0	62.2
FE/Tertiary	30.1	29.5	24.4	28.9	37.5	44.6	50.5	42.3	37.9	34.2
Academy	19.7	52.3	57.4
Other	31.4	24.3	16.7	16.3	14.0	17.8	24.8	26.1	27.1	32.8

Cumulative Numbers

School type	2002	2003	2004	2005	2006	2007	2008	2009	2010	2011
Comprehensive	1036	1013	1377	1515	1942	2419	2717	2819	2832	2080
Grammar	127	190	313	257	136	139	138	49	9	16
Sec Mod	57	86	74	111	129	51	64	54	72	48
Independent	12	12	12	7	39	32	46	32	57	57
Sixth Form	1788	1852	1754	2009	2123	1944	2040	951	888	934
FE/Tertiary	98	88	65	68	162	221	209	123	119	80
Academy	27	158	487
Other	37	25	19	23	13	18	35	48	46	134

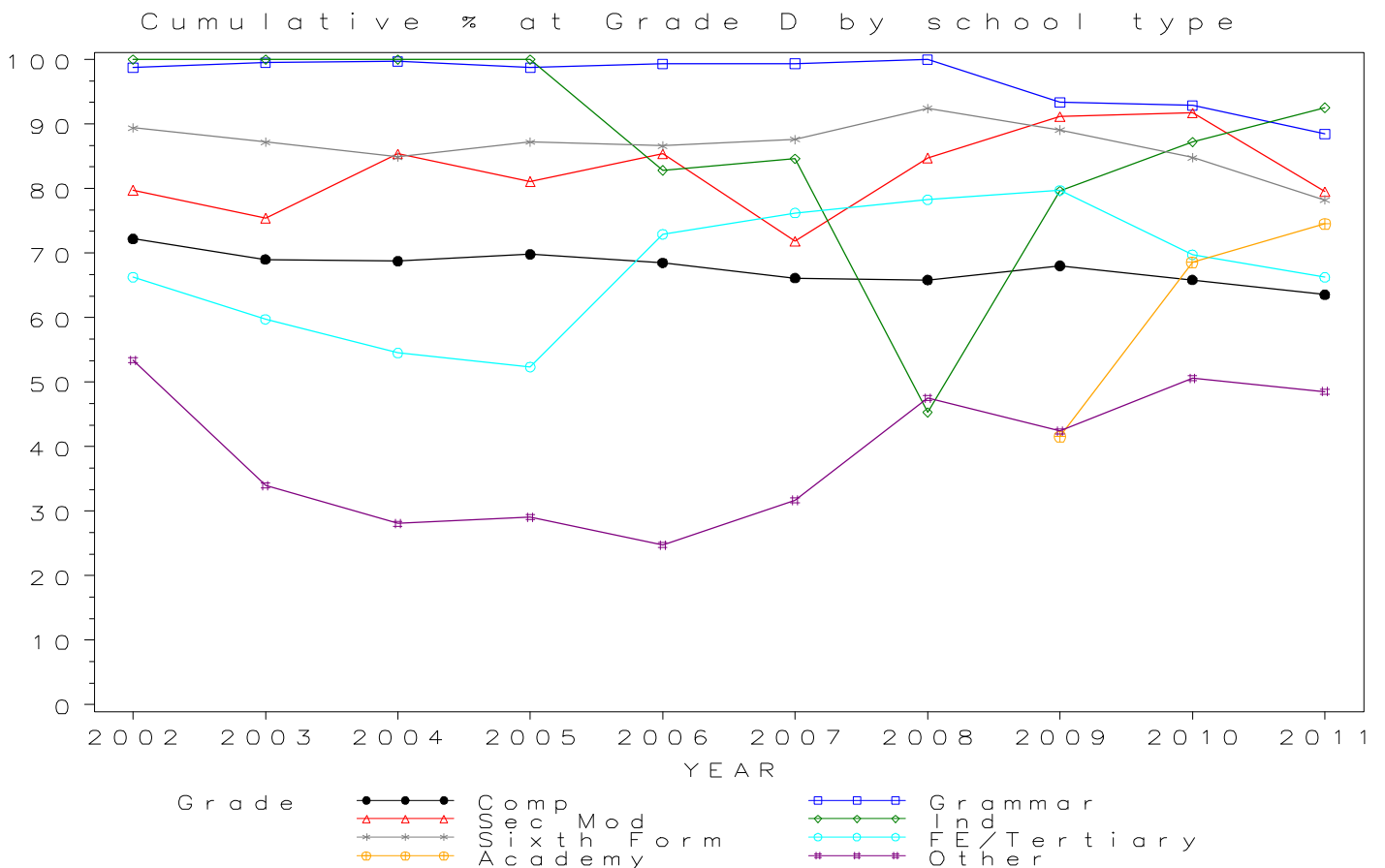


*GCSE GENERAL STUDIES Grade D by school type 2002- 2011
Cumulative Percentages*

School type	2002	2003	2004	2005	2006	2007	2008	2009	2010	2011
Comprehensive	72.2	69.0	68.7	69.8	68.5	66.1	65.8	68.0	65.8	63.5
Grammar	98.7	99.5	99.7	98.8	99.3	99.3	100.0	93.3	92.9	88.5
Sec Mod	79.8	75.4	85.4	81.1	85.4	71.8	84.7	91.1	91.7	79.5
Independent	100.0	100.0	100.0	100.0	82.8	84.6	45.3	79.6	87.2	92.5
Sixth Form	89.4	87.2	84.9	87.2	86.6	87.6	92.4	89.1	84.8	78.2
FE/Tertiary	66.3	59.7	54.5	52.3	72.9	76.2	78.3	79.7	69.7	66.2
Academy	41.6	68.5	74.6
Other	53.4	34.0	28.1	29.1	24.7	31.7	47.5	42.4	50.6	48.5

Cumulative Numbers

School type	2002	2003	2004	2005	2006	2007	2008	2009	2010	2011
Comprehensive	1641	1632	2162	2450	3009	3845	4500	4579	4707	3143
Grammar	154	206	360	316	143	152	147	56	13	23
Sec Mod	130	135	117	206	193	102	100	72	100	66
Independent	12	15	12	8	53	44	87	43	68	62
Sixth Form	2327	2435	2477	2758	2847	2542	2625	1182	1176	1175
FE/Tertiary	216	178	145	123	315	378	324	232	219	155
Academy	57	207	633
Other	63	35	32	41	23	32	67	78	86	198

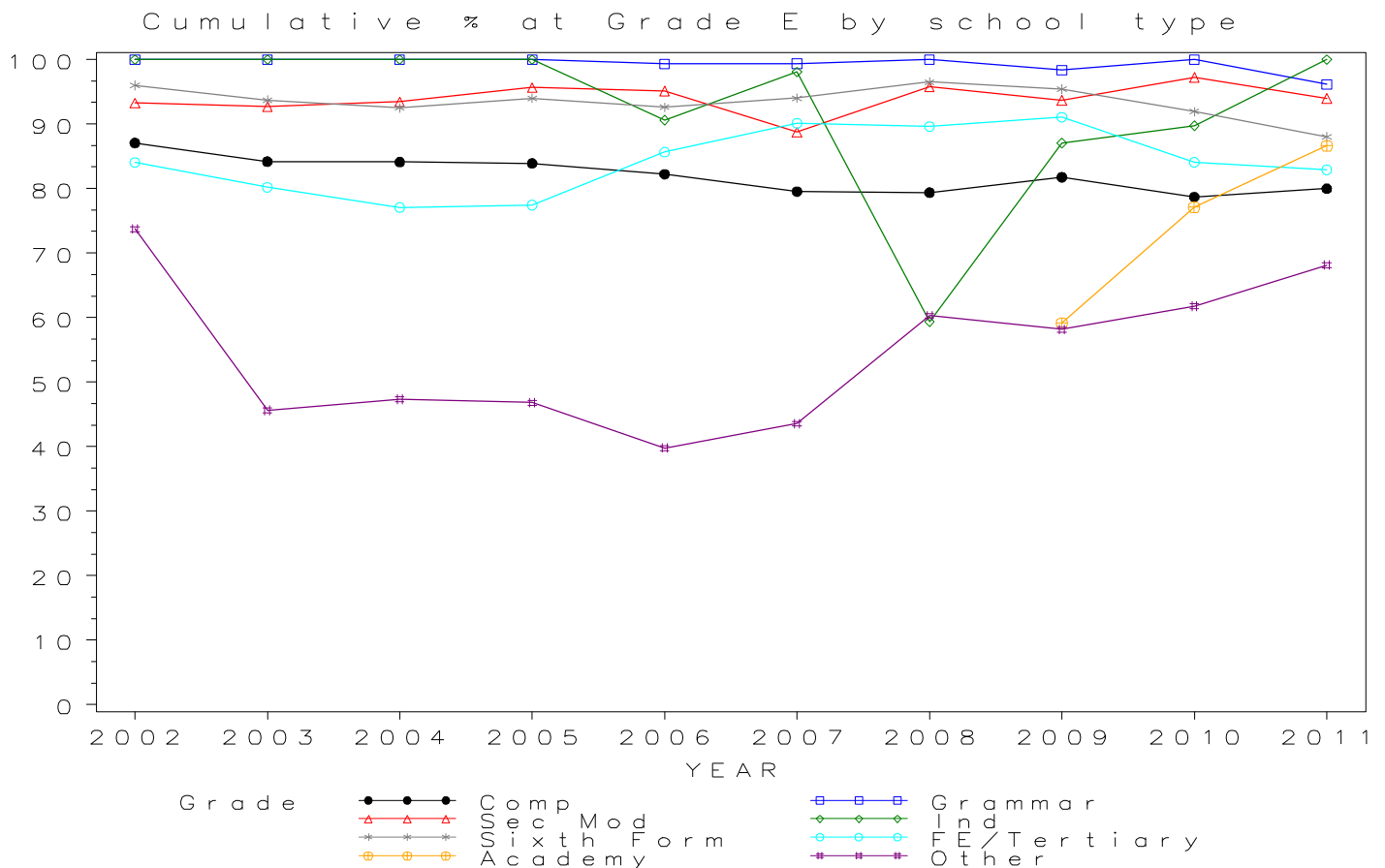


GCSE GENERAL STUDIES Grade E by school type 2002- 2011 Cumulative Percentages

School type	2002	2003	2004	2005	2006	2007	2008	2009	2010	2011
Comprehensive	87.1	84.2	84.1	83.9	82.2	79.5	79.4	81.8	78.7	80.0
Grammar	100.0	100.0	100.0	100.0	99.3	99.3	100.0	98.3	100.0	96.2
Sec Mod	93.3	92.7	93.4	95.7	95.1	88.7	95.8	93.7	97.2	94.0
Independent	100.0	100.0	100.0	100.0	90.6	98.1	59.4	87.0	89.7	100.0
Sixth Form	96.0	93.7	92.5	94.0	92.6	94.0	96.5	95.4	91.9	88.0
FE/Tertiary	84.0	80.2	77.1	77.4	85.6	90.1	89.6	91.1	84.1	82.9
Academy	59.1	77.2	86.7
Other	73.7	45.6	47.4	46.8	39.8	43.6	60.3	58.2	61.8	68.1

Cumulative Numbers

School type	2002	2003	2004	2005	2006	2007	2008	2009	2010	2011
Comprehensive	1979	1991	2645	2945	3613	4625	5426	5504	5626	3956
Grammar	156	207	361	320	143	152	147	59	14	25
Sec Mod	152	166	128	243	215	126	113	74	106	78
Independent	12	15	12	8	58	51	114	47	70	67
Sixth Form	2499	2617	2699	2973	3044	2728	2742	1266	1275	1322
FE/Tertiary	274	239	205	182	370	447	371	265	264	194
Academy	81	233	736
Other	87	47	54	66	37	44	85	107	105	278

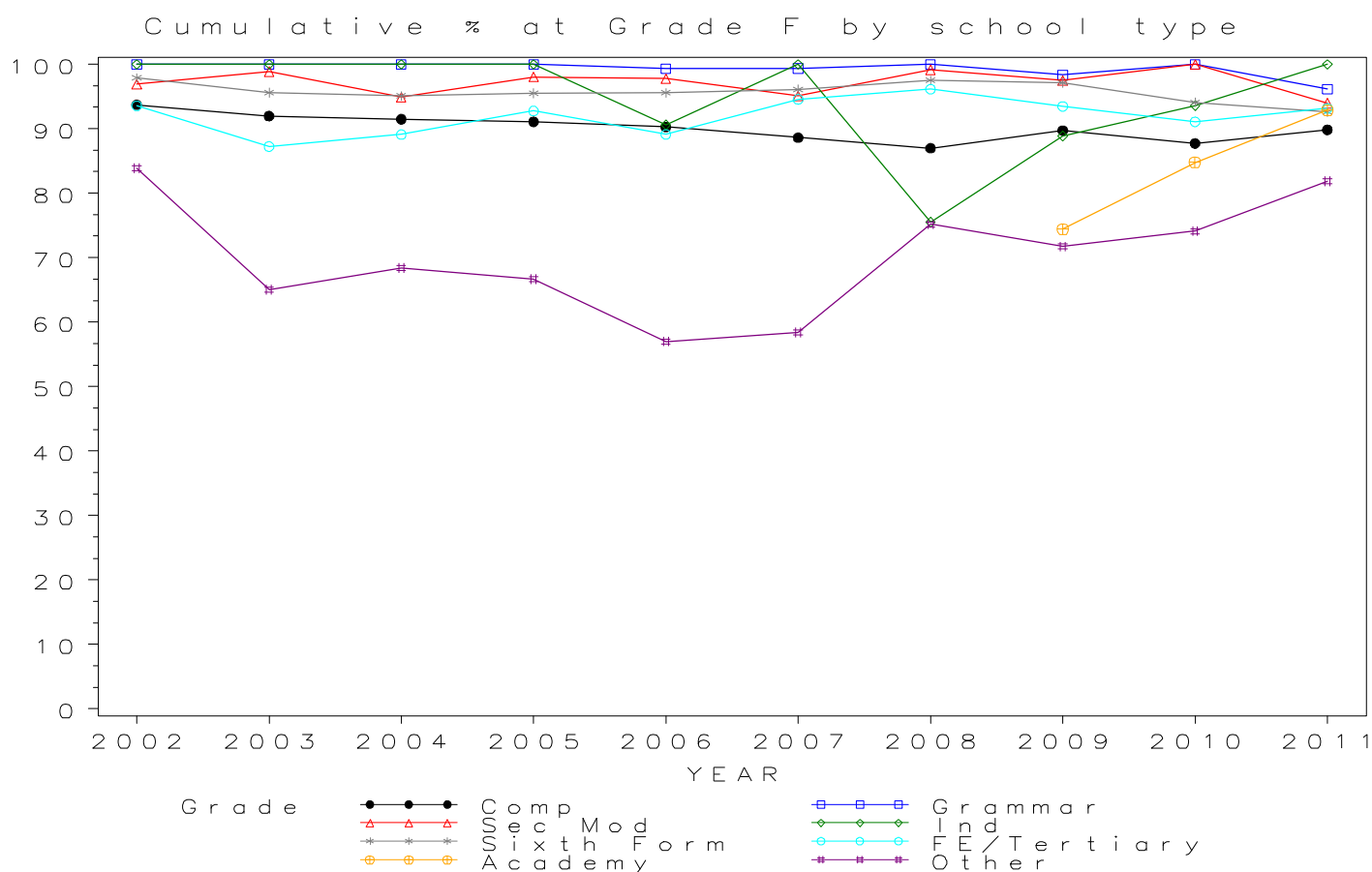


GCSE GENERAL STUDIES Grade F by school type 2002- 2011 Cumulative Percentages

School type	2002	2003	2004	2005	2006	2007	2008	2009	2010	2011
Comprehensive	93.7	92.0	91.5	91.1	90.3	88.6	87.0	89.7	87.7	89.8
Grammar	100.0	100.0	100.0	100.0	99.3	99.3	100.0	98.3	100.0	96.2
Sec Mod	96.9	98.9	94.9	98.0	97.8	95.1	99.2	97.5	100.0	94.0
Independent	100.0	100.0	100.0	100.0	90.6	100.0	75.5	88.9	93.6	100.0
Sixth Form	97.9	95.6	95.1	95.5	95.6	96.1	97.5	97.1	94.1	92.6
FE/Tertiary	93.6	87.2	89.1	92.8	89.1	94.6	96.1	93.5	91.1	93.2
Academy	74.5	84.8	92.9
Other	83.9	65.0	68.4	66.7	57.0	58.4	75.2	71.7	74.1	81.9

Cumulative Numbers

School type	2002	2003	2004	2005	2006	2007	2008	2009	2010	2011
Comprehensive	2130	2175	2877	3197	3966	5153	5946	6040	6272	4443
Grammar	156	207	361	320	143	152	147	59	14	25
Sec Mod	158	177	130	249	221	135	117	77	109	78
Independent	12	15	12	8	58	52	145	48	73	67
Sixth Form	2548	2670	2775	3021	3142	2789	2770	1289	1305	1391
FE/Tertiary	305	260	237	218	385	469	398	272	286	218
Academy	102	256	789
Other	99	67	78	94	53	59	106	132	126	334

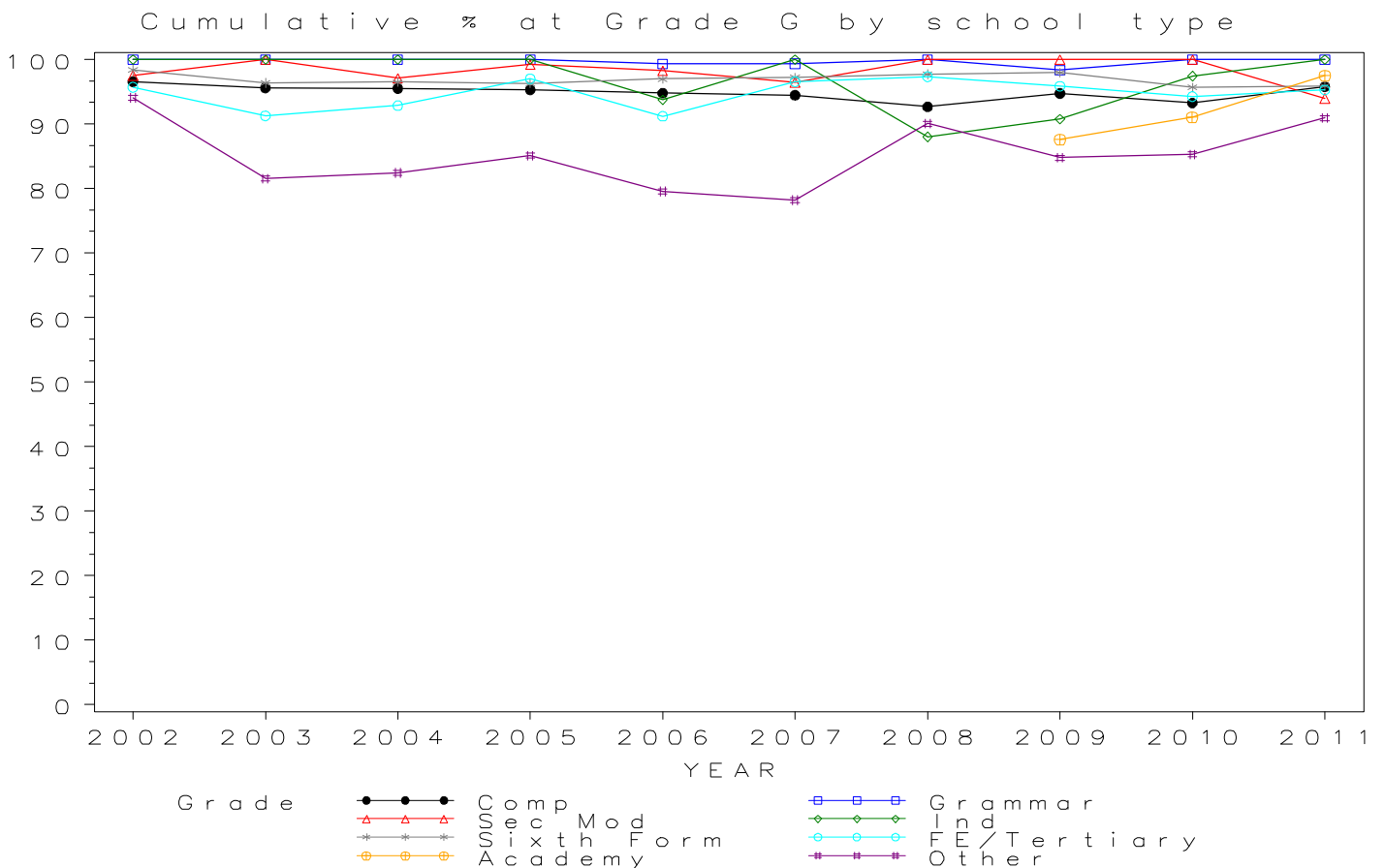


*GCSE GENERAL STUDIES Grade G by school type 2002- 2011
Cumulative Percentages*

School type	2002	2003	2004	2005	2006	2007	2008	2009	2010	2011
Comprehensive	96.6	95.6	95.5	95.3	94.8	94.5	92.7	94.7	93.3	95.8
Grammar	100.0	100.0	100.0	100.0	99.3	99.3	100.0	98.3	100.0	100.0
Sec Mod	97.5	100.0	97.1	99.2	98.2	96.5	100.0	100.0	100.0	94.0
Independent	100.0	100.0	100.0	100.0	93.8	100.0	88.0	90.7	97.4	100.0
Sixth Form	98.4	96.4	96.5	96.3	97.0	97.2	97.7	98.0	95.7	95.9
FE/Tertiary	95.7	91.3	92.9	97.0	91.2	96.6	97.3	95.9	94.3	95.3
Academy	87.6	91.1	97.5
Other	94.1	81.6	82.5	85.1	79.6	78.2	90.1	84.8	85.3	90.9

Cumulative Numbers

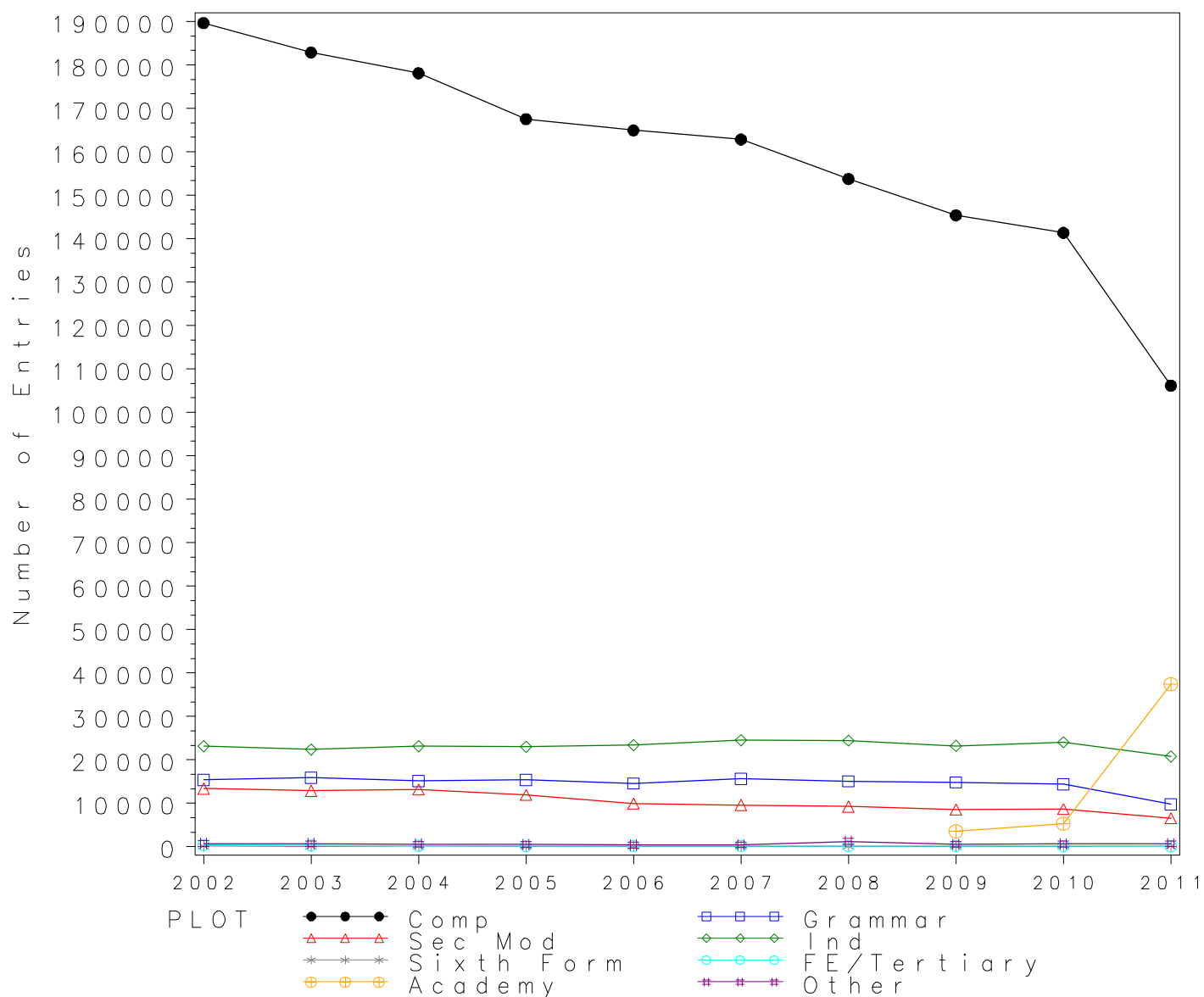
School type	2002	2003	2004	2005	2006	2007	2008	2009	2010	2011
Comprehensive	2195	2261	3004	3345	4165	5493	6335	6378	6668	4737
Grammar	156	207	361	320	143	152	147	59	14	26
Sec Mod	159	179	133	252	222	137	118	79	109	78
Independent	12	15	12	8	60	52	169	49	76	67
Sixth Form	2561	2692	2816	3046	3188	2821	2776	1300	1327	1440
FE/Tertiary	312	272	247	228	394	479	403	279	296	223
Academy	120	275	828
Other	111	84	94	120	74	79	127	156	145	371



Numbers of GCSE entries in GEOGRAPHY by school type 2002-2011

School type	2002	2003	2004	2005	2006	2007	2008	2009	2010	2011
Comprehensive	189638	182853	178090	167542	164929	162836	153737	145365	141338	106176
Grammar	15406	15878	15162	15377	14561	15625	15091	14832	14390	9747
Sec Mod	13381	12867	13194	11955	9953	9602	9284	8570	8693	6556
Independent	23168	22380	23160	23021	23363	24512	24451	23225	24092	20747
Sixth Form	150	107	112	98	70	110	86	61	108	124
FE/Tertiary	413	339	235	147	208	221	223	194	155	126
Academy	3513	5351	37380
Other	734	729	604	507	404	457	1234	568	643	692

GCSE GEOGRAPHY Entries by school type 2002–2011



GCSE GEOGRAPHY Grade A* by school type 2002- 2011

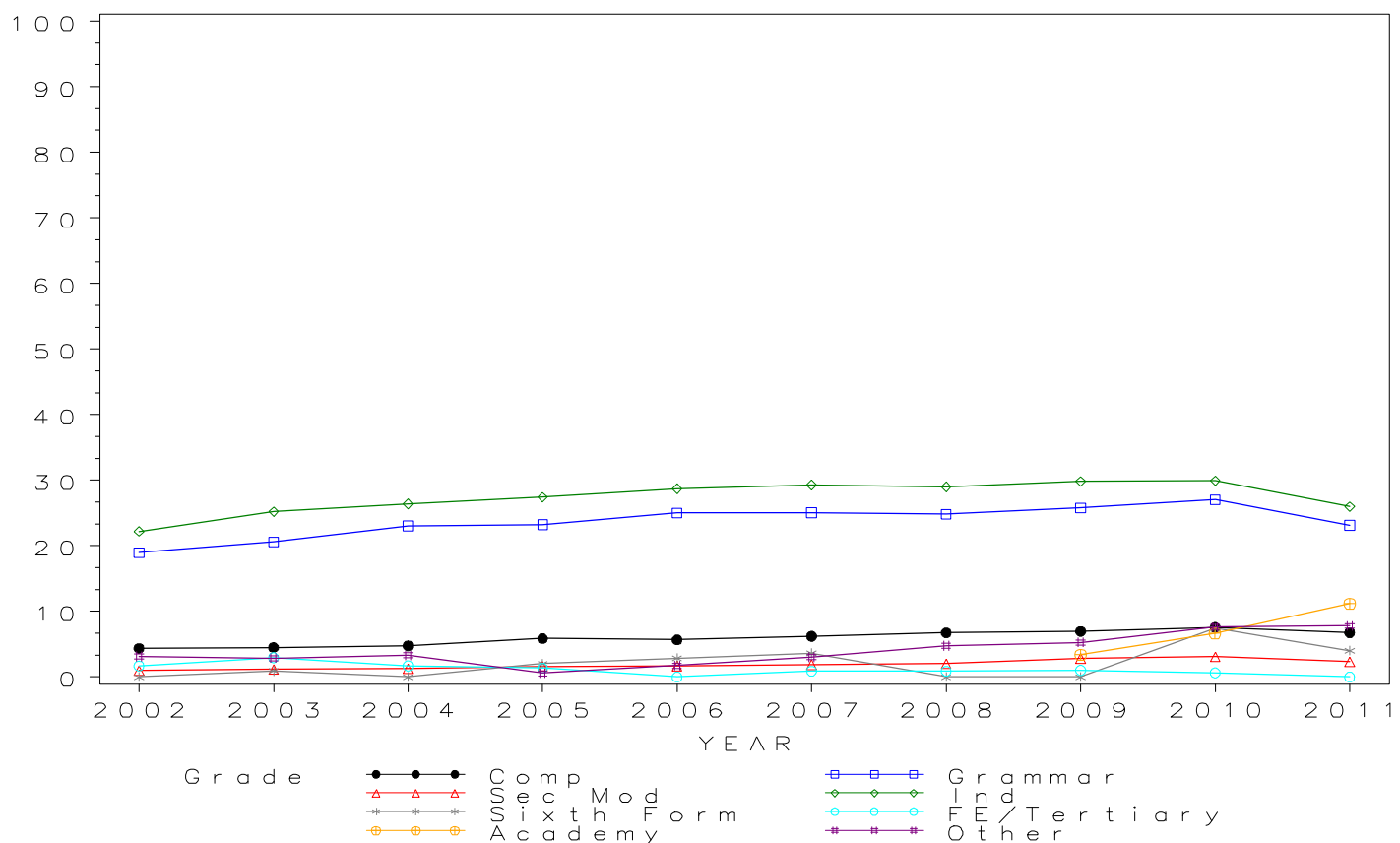
Cumulative Percentages

School type	2002	2003	2004	2005	2006	2007	2008	2009	2010	2011
Comprehensive	4.4	4.5	4.8	5.9	5.7	6.2	6.7	7.0	7.6	6.8
Grammar	19.0	20.6	23.0	23.2	25.0	25.1	24.8	25.8	27.0	23.1
Sec Mod	1.0	1.2	1.3	1.6	1.7	1.9	2.1	2.9	3.1	2.3
Independent	22.2	25.2	26.4	27.4	28.7	29.3	29.0	29.8	29.9	26.0
Sixth Form	0.0	0.9	0.0	2.0	2.9	3.6	0.0	0.0	7.4	4.0
FE/Tertiary	1.7	2.9	1.7	1.4	0.0	0.9	0.9	1.0	0.6	0.0
Academy	3.4	6.7	11.2
Other	3.1	2.9	3.3	0.6	1.7	3.1	4.8	5.3	7.6	7.8

Cumulative Numbers

School type	2002	2003	2004	2005	2006	2007	2008	2009	2010	2011
Comprehensive	8287	8249	8496	9837	9378	10126	10375	10123	10705	7174
Grammar	2923	3274	3494	3571	3644	3916	3746	3824	3888	2254
Sec Mod	131	151	168	195	169	182	191	245	269	154
Independent	5143	5640	6114	6308	6705	7182	7091	6921	7204	5394
Sixth Form	0	1	0	2	2	4	0	0	8	5
FE/Tertiary	7	10	4	2	0	2	2	2	1	0
Academy	119	359	4187
Other	23	21	20	3	7	14	59	30	49	54

Cumulative % at Grade A* by school type



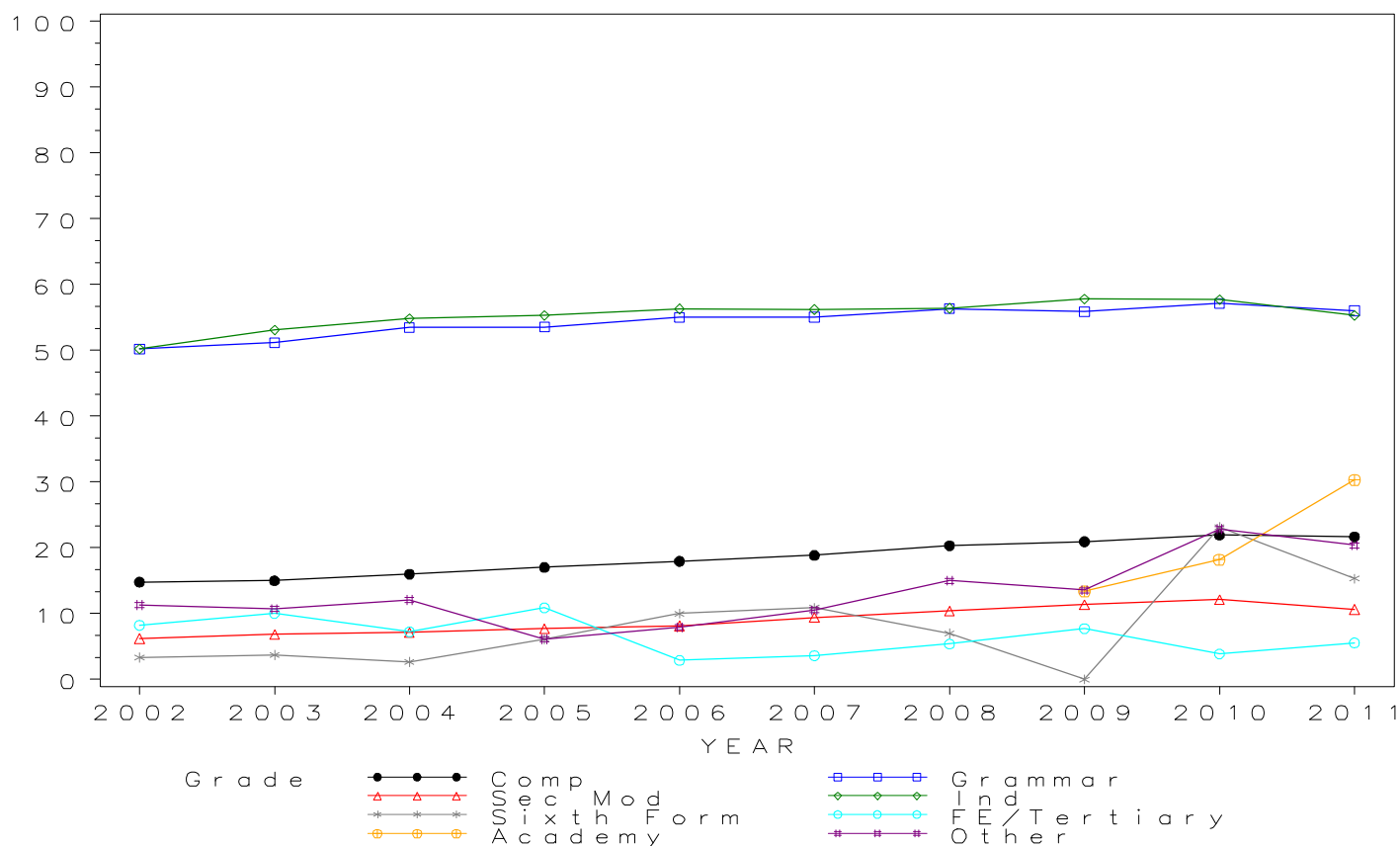
GCSE GEOGRAPHY Grade A by school type 2002- 2011 Cumulative Percentages

School type	2002	2003	2004	2005	2006	2007	2008	2009	2010	2011
Comprehensive	14.8	15.0	16.0	17.0	17.9	18.8	20.3	20.9	21.9	21.7
Grammar	50.2	51.2	53.5	53.5	55.0	55.1	56.3	55.9	57.1	56.0
Sec Mod	6.2	6.8	7.1	7.7	8.1	9.4	10.4	11.4	12.1	10.6
Independent	50.2	53.1	54.8	55.3	56.3	56.2	56.4	57.8	57.7	55.3
Sixth Form	3.3	3.7	2.7	6.1	10.0	10.9	7.0	0.0	23.1	15.3
FE/Tertiary	8.2	10.0	7.2	10.9	2.9	3.6	5.4	7.7	3.9	5.6
Academy	13.4	18.2	30.3
Other	11.3	10.7	12.1	6.1	7.9	10.5	15.0	13.6	22.9	20.4

Cumulative Numbers

School type	2002	2003	2004	2005	2006	2007	2008	2009	2010	2011
Comprehensive	28031	27414	28467	28504	29594	30684	31244	30421	30970	22994
Grammar	7730	8127	8110	8231	8009	8603	8499	8289	8219	5460
Sec Mod	832	881	940	923	810	904	967	976	1054	697
Independent	11630	11884	12692	12731	13153	13776	13790	13424	13901	11473
Sixth Form	5	4	3	6	7	12	6	0	25	19
FE/Tertiary	34	34	17	16	6	8	12	15	6	7
Academy	471	974	11326
Other	83	78	73	31	32	48	185	77	147	141

Cumulative % at Grade A by school type



GCSE GEOGRAPHY Grade B by school type 2002- 2011

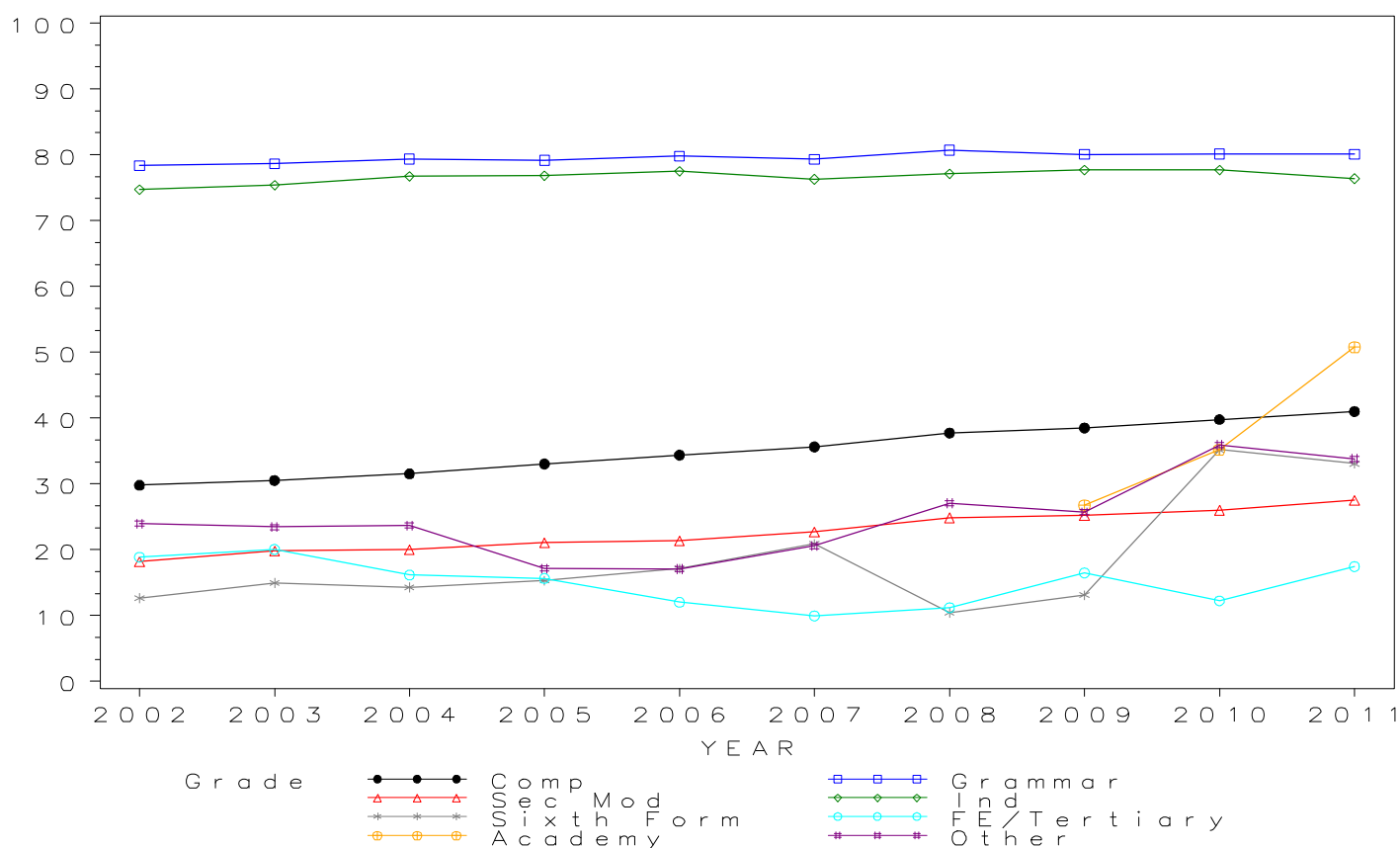
Cumulative Percentages

School type	2002	2003	2004	2005	2006	2007	2008	2009	2010	2011
Comprehensive	29.8	30.5	31.5	33.0	34.4	35.6	37.7	38.5	39.8	41.0
Grammar	78.3	78.7	79.4	79.2	79.8	79.3	80.7	80.1	80.1	80.1
Sec Mod	18.2	19.8	20.0	21.1	21.4	22.7	24.9	25.3	26.0	27.5
Independent	74.7	75.4	76.7	76.8	77.5	76.3	77.1	77.7	77.7	76.4
Sixth Form	12.7	15.0	14.3	15.3	17.1	20.9	10.5	13.1	35.2	33.1
FE/Tertiary	18.9	20.1	16.2	15.6	12.0	10.0	11.2	16.5	12.3	17.5
Academy	26.8	35.2	50.8
Other	24.0	23.5	23.7	17.2	17.1	20.6	27.1	25.7	35.9	33.8

Cumulative Numbers

School type	2002	2003	2004	2005	2006	2007	2008	2009	2010	2011
Comprehensive	56519	55827	56170	55355	56715	58028	58005	55967	56235	43532
Grammar	12070	12491	12035	12173	11621	12391	12178	11874	11532	7807
Sec Mod	2431	2551	2640	2522	2127	2181	2309	2164	2262	1805
Independent	17306	16875	17764	17680	18106	18703	18852	18046	18719	15851
Sixth Form	19	16	16	15	12	23	9	8	38	41
FE/Tertiary	78	68	38	23	25	22	25	32	19	22
Academy	941	1884	18989
Other	176	171	143	87	69	94	334	146	231	234

Cumulative % at Grade B by school type



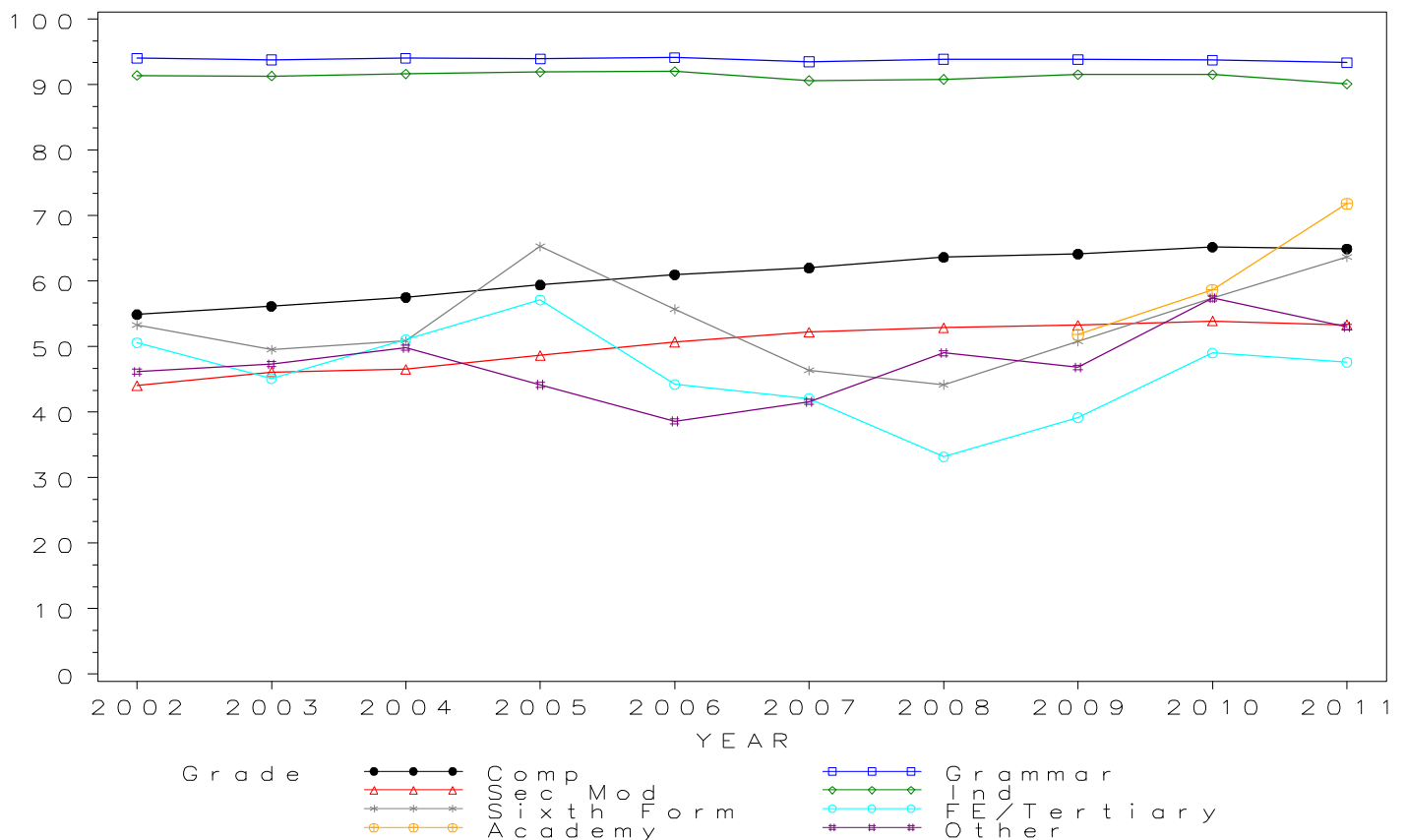
GCSE GEOGRAPHY Grade C by school type 2002- 2011 Cumulative Percentages

School type	2002	2003	2004	2005	2006	2007	2008	2009	2010	2011
Comprehensive	54.9	56.2	57.5	59.4	61.0	62.0	63.6	64.1	65.2	64.9
Grammar	94.0	93.8	94.0	93.9	94.1	93.5	93.9	93.9	93.7	93.4
Sec Mod	44.0	46.1	46.5	48.7	50.7	52.2	52.9	53.3	53.9	53.3
Independent	91.4	91.3	91.6	91.9	92.0	90.6	90.8	91.5	91.5	90.1
Sixth Form	53.3	49.5	50.9	65.3	55.7	46.4	44.2	50.8	57.4	63.7
FE/Tertiary	50.6	45.1	51.1	57.1	44.2	42.1	33.2	39.2	49.0	47.6
Academy	51.8	58.7	71.8
Other	46.2	47.3	49.8	44.2	38.6	41.6	49.0	46.8	57.4	53.0

Cumulative Numbers

School type	2002	2003	2004	2005	2006	2007	2008	2009	2010	2011
Comprehensive	104113	102683	102423	99537	100563	100962	97828	93220	92134	68923
Grammar	14483	14892	14258	14442	13706	14610	14168	13920	13489	9101
Sec Mod	5891	5935	6140	5818	5049	5012	4909	4565	4687	3495
Independent	21176	20433	21215	21156	21494	22208	22202	21251	22044	18693
Sixth Form	80	53	57	64	39	51	38	31	62	79
FE/Tertiary	209	153	120	84	92	93	74	76	76	60
Academy	1820	3141	26839
Other	339	345	301	224	156	190	605	266	369	367

Cumulative % at Grade C by school type

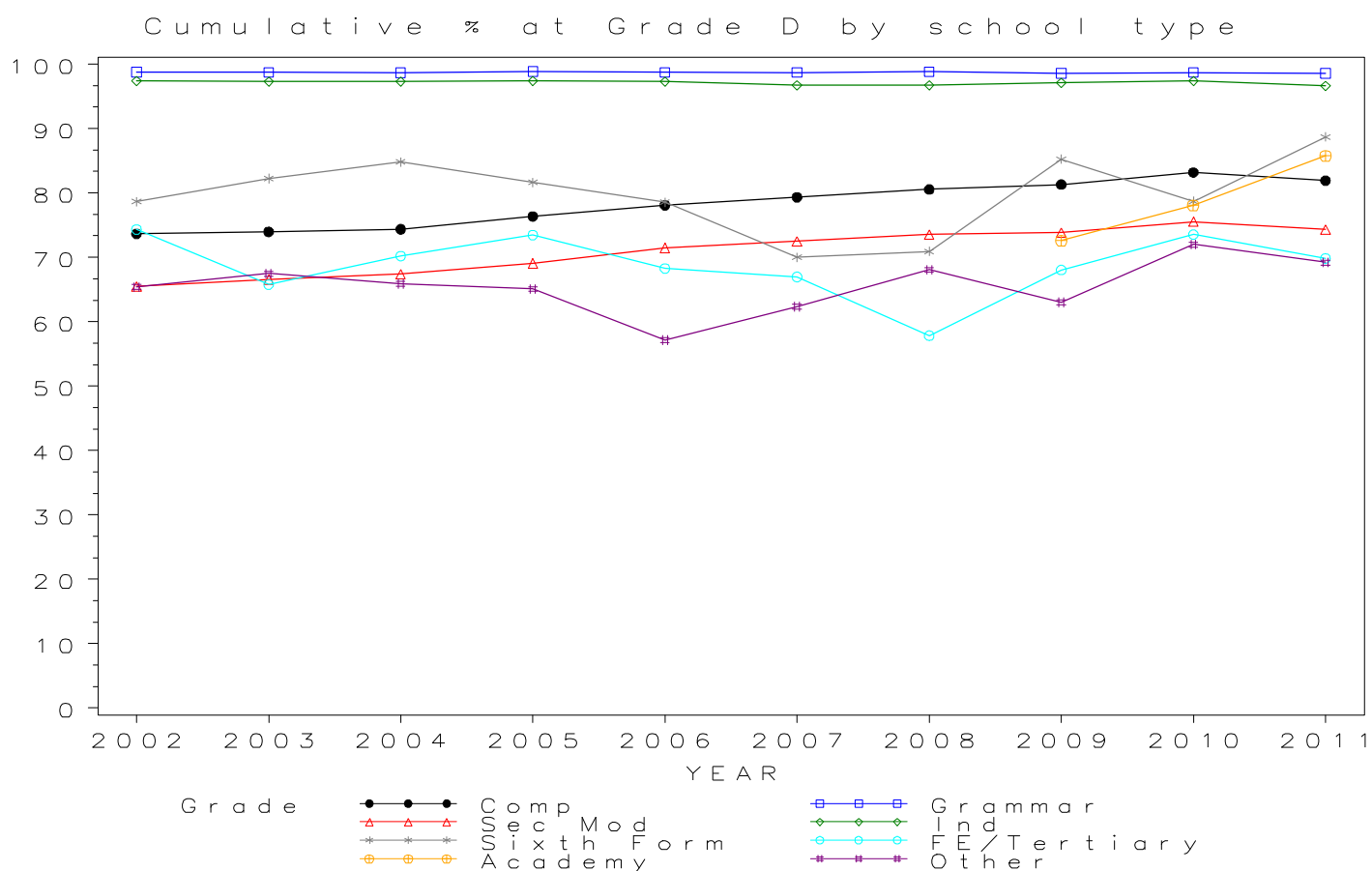


GCSE GEOGRAPHY Grade D by school type 2002- 2011 Cumulative Percentages

School type	2002	2003	2004	2005	2006	2007	2008	2009	2010	2011
Comprehensive	73.7	74.0	74.4	76.4	78.1	79.3	80.6	81.3	83.2	81.9
Grammar	98.8	98.8	98.7	98.9	98.7	98.7	98.8	98.6	98.7	98.6
Sec Mod	65.5	66.6	67.4	69.1	71.5	72.5	73.6	73.8	75.5	74.3
Independent	97.4	97.3	97.3	97.4	97.3	96.7	96.7	97.1	97.4	96.6
Sixth Form	78.7	82.2	84.8	81.6	78.6	70.0	70.9	85.2	78.7	88.7
FE/Tertiary	74.3	65.8	70.2	73.5	68.3	67.0	57.8	68.0	73.5	69.8
Academy	72.6	78.1	85.8
Other	65.4	67.5	65.9	65.1	57.2	62.4	68.1	63.0	72.0	69.2

Cumulative Numbers

School type	2002	2003	2004	2005	2006	2007	2008	2009	2010	2011
Comprehensive	139681	135257	132443	127947	128789	129175	123839	118196	117572	86973
Grammar	15217	15681	14961	15203	14373	15423	14916	14624	14204	9610
Sec Mod	8759	8568	8896	8258	7115	6962	6829	6326	6567	4874
Independent	22566	21776	22535	22422	22732	23703	23644	22551	23466	20042
Sixth Form	118	88	95	80	55	77	61	52	85	110
FE/Tertiary	307	223	165	108	142	148	129	132	114	88
Academy	2550	4179	32072
Other	480	492	398	330	231	285	840	358	463	479

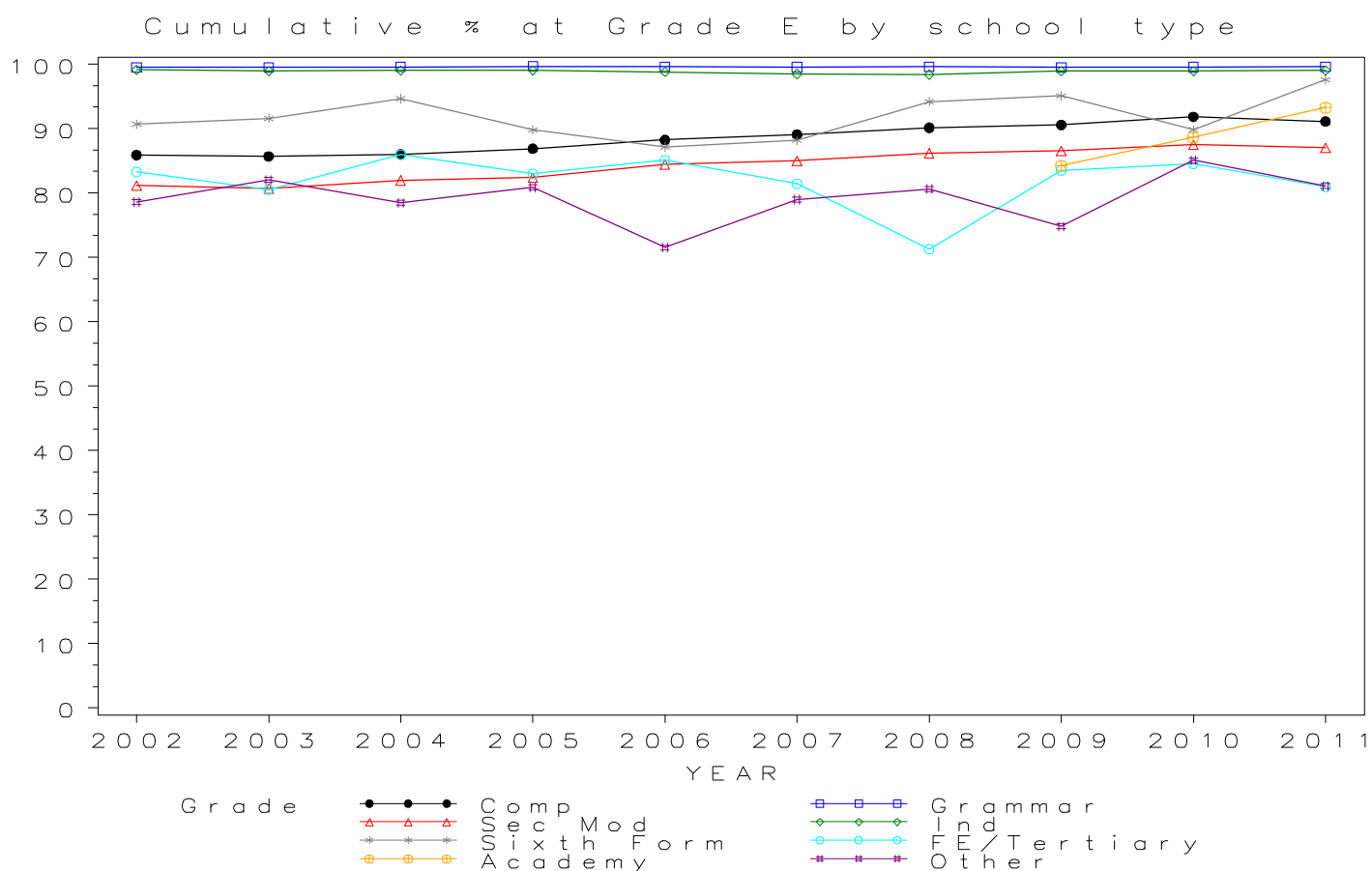


GCSE GEOGRAPHY Grade E by school type 2002- 2011 Cumulative Percentages

School type	2002	2003	2004	2005	2006	2007	2008	2009	2010	2011
Comprehensive	85.9	85.7	86.0	86.9	88.2	89.1	90.1	90.6	91.8	91.1
Grammar	99.5	99.5	99.6	99.7	99.6	99.5	99.6	99.5	99.5	99.6
Sec Mod	81.1	80.7	82.0	82.4	84.5	85.0	86.2	86.5	87.5	87.0
Independent	99.1	98.9	99.0	99.0	98.8	98.5	98.4	98.9	98.9	99.0
Sixth Form	90.7	91.6	94.6	89.8	87.1	88.2	94.2	95.1	89.8	97.6
FE/Tertiary	83.3	80.5	86.0	83.0	85.1	81.4	71.3	83.5	84.5	81.0
Academy	84.2	88.7	93.3
Other	78.6	82.0	78.5	80.9	71.5	79.0	80.6	74.8	85.1	81.1

Cumulative Numbers

School type	2002	2003	2004	2005	2006	2007	2008	2009	2010	2011
Comprehensive	162880	156685	153178	145564	145540	145031	138557	131649	129803	96741
Grammar	15329	15798	15097	15326	14504	15553	15031	14761	14323	9710
Sec Mod	10856	10386	10815	9848	8407	8159	8001	7417	7605	5706
Independent	22959	22134	22928	22791	23083	24144	24060	22970	23827	20540
Sixth Form	136	98	106	88	61	97	81	58	97	121
FE/Tertiary	344	273	202	122	177	180	159	162	131	102
Academy	2958	4746	34876
Other	577	598	474	410	289	361	995	425	547	561

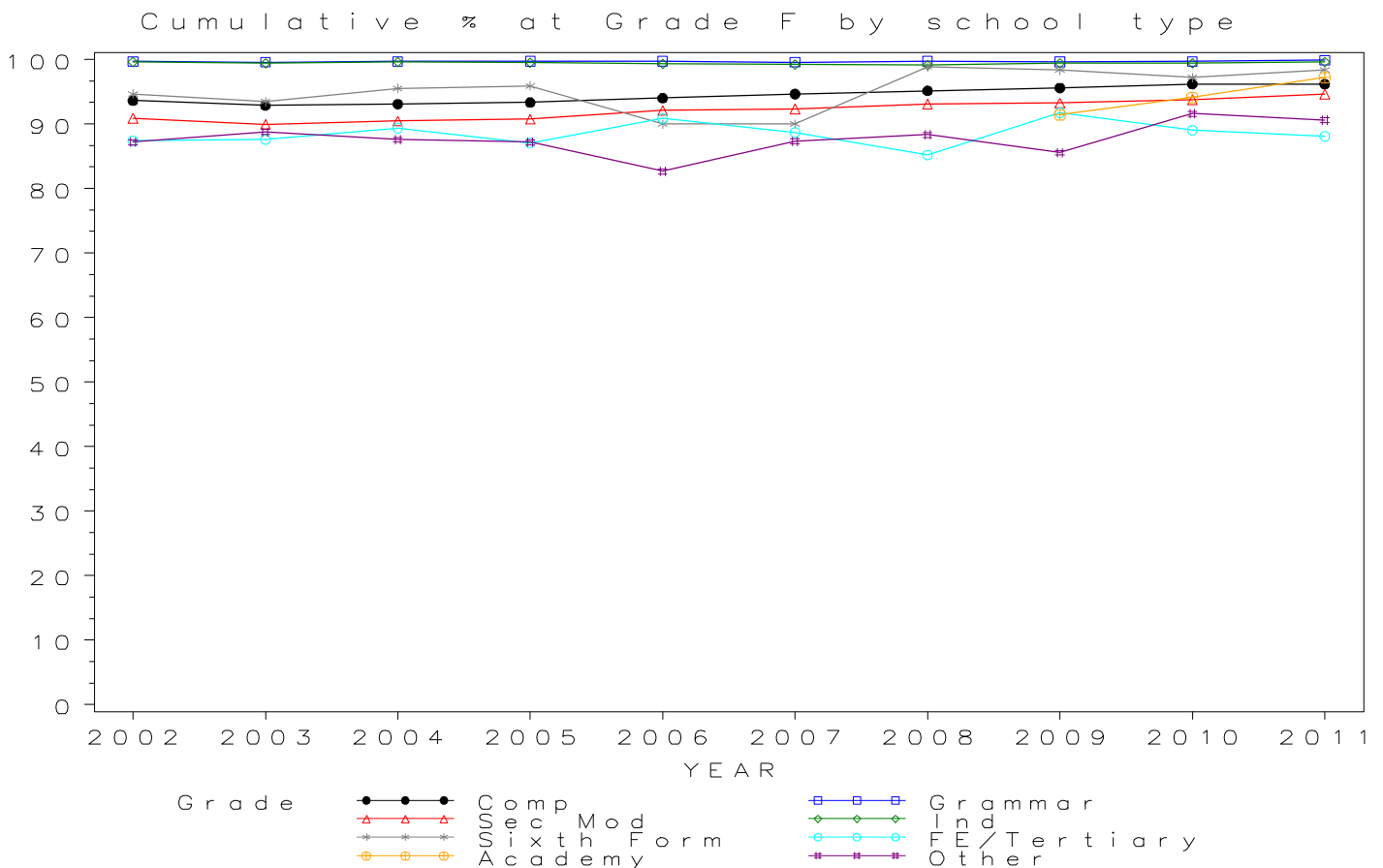


GCSE GEOGRAPHY Grade F by school type 2002- 2011 Cumulative Percentages

School type	2002	2003	2004	2005	2006	2007	2008	2009	2010	2011
Comprehensive	93.6	92.9	93.1	93.3	94.0	94.6	95.1	95.6	96.2	96.2
Grammar	99.7	99.6	99.7	99.7	99.7	99.6	99.7	99.6	99.7	99.9
Sec Mod	90.9	90.0	90.5	90.8	92.1	92.3	93.1	93.2	93.8	94.6
Independent	99.6	99.4	99.6	99.5	99.3	99.2	99.1	99.4	99.4	99.6
Sixth Form	94.7	93.5	95.5	95.9	90.0	90.0	98.8	98.4	97.2	98.4
FE/Tertiary	87.4	87.6	89.4	87.1	90.9	88.7	85.2	91.8	89.0	88.1
Academy	91.4	94.1	97.2
Other	87.2	88.8	87.6	87.2	82.7	87.3	88.3	85.6	91.6	90.6

Cumulative Numbers

School type	2002	2003	2004	2005	2006	2007	2008	2009	2010	2011
Comprehensive	177545	169805	165774	156385	155058	154121	146274	138956	135955	102142
Grammar	15361	15809	15112	15336	14523	15558	15051	14779	14347	9737
Sec Mod	12164	11575	11935	10851	9168	8866	8645	7990	8151	6204
Independent	23075	22246	23067	22906	23199	24316	24231	23086	23947	20664
Sixth Form	142	100	107	94	63	99	85	60	105	122
FE/Tertiary	361	297	210	128	189	196	190	178	138	111
Academy	3211	5035	36333
Other	640	647	529	442	334	399	1090	486	589	627

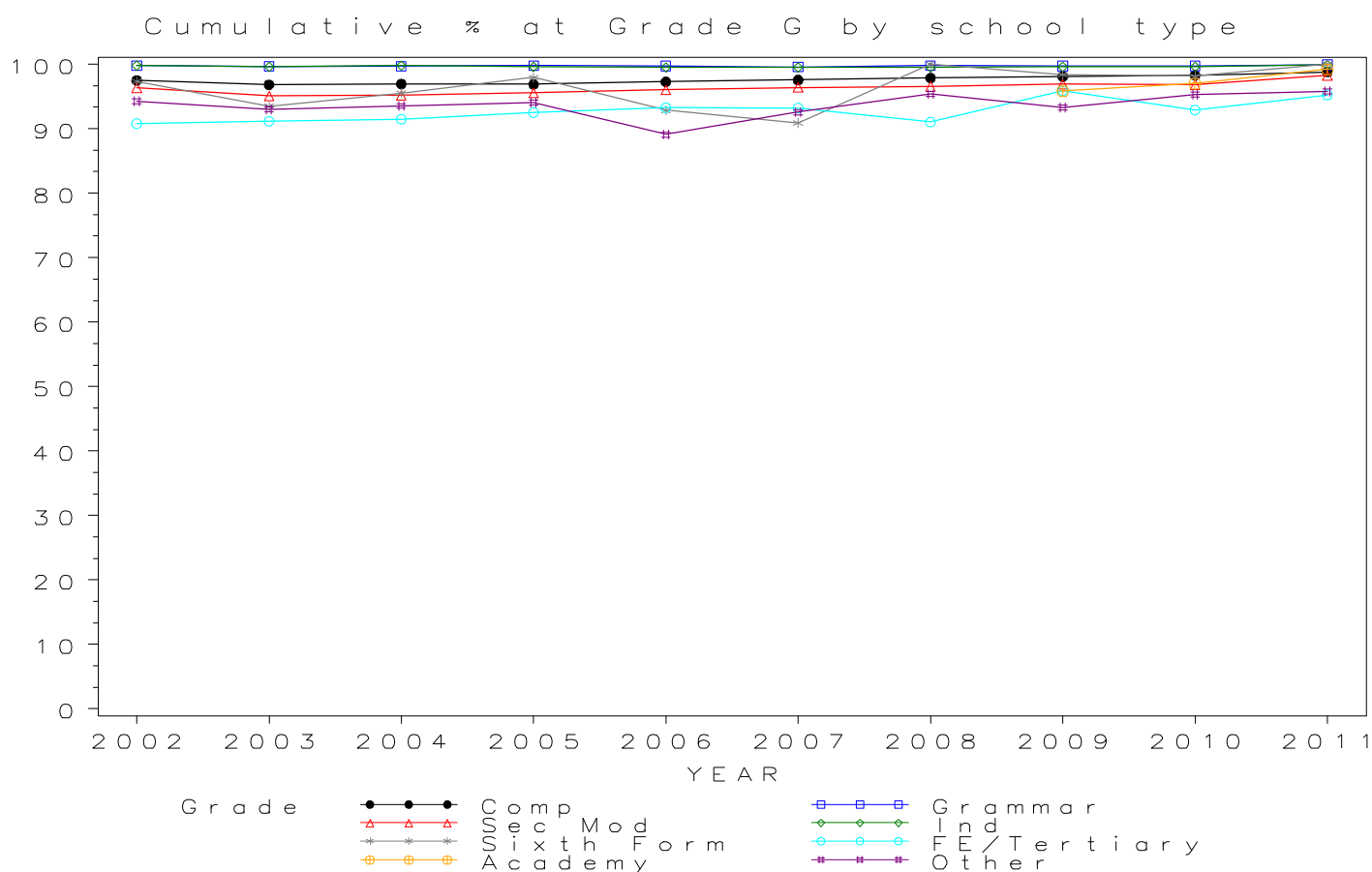


GCSE GEOGRAPHY Grade G by school type 2002- 2011 Cumulative Percentages

School type	2002	2003	2004	2005	2006	2007	2008	2009	2010	2011
Comprehensive	97.5	96.8	96.9	96.9	97.3	97.6	97.9	98.1	98.3	98.8
Grammar	99.8	99.7	99.7	99.8	99.7	99.6	99.8	99.7	99.7	99.9
Sec Mod	96.4	95.1	95.2	95.6	96.1	96.4	96.6	96.9	96.8	98.2
Independent	99.8	99.6	99.8	99.6	99.5	99.5	99.5	99.6	99.6	99.9
Sixth Form	97.3	93.5	95.5	98.0	92.9	90.9	100.0	98.4	98.1	100.0
FE/Tertiary	90.8	91.2	91.5	92.5	93.3	93.2	91.0	95.9	92.9	95.2
Academy	95.9	97.0	99.2
Other	94.3	93.0	93.5	94.1	89.1	92.6	95.4	93.3	95.3	95.8

Cumulative Numbers

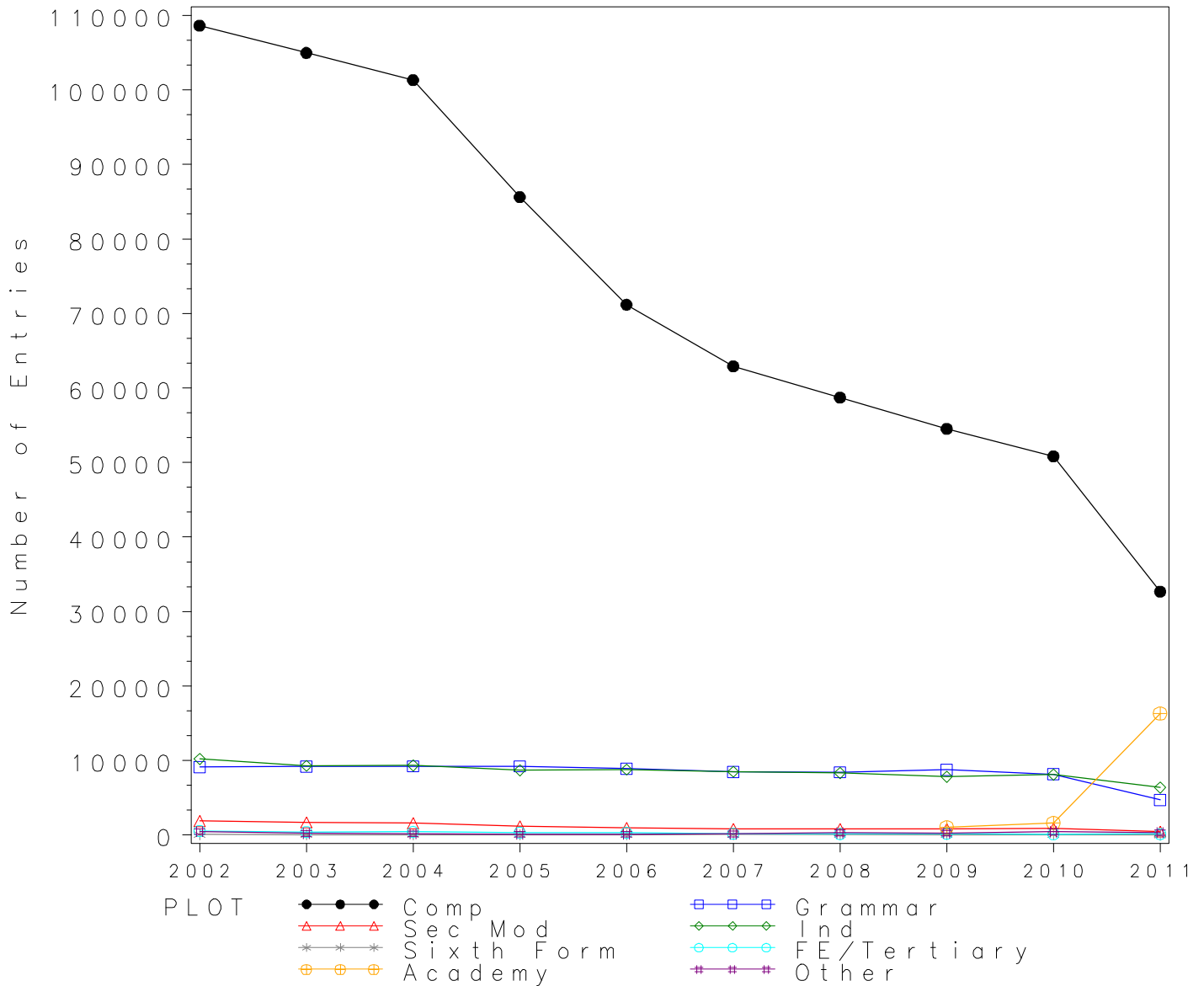
School type	2002	2003	2004	2005	2006	2007	2008	2009	2010	2011
Comprehensive	184893	177048	172644	162346	160453	158862	150454	142604	138935	104902
Grammar	15371	15825	15112	15342	14523	15558	15057	14793	14353	9740
Sec Mod	12895	12234	12555	11424	9560	9256	8967	8303	8419	6440
Independent	23122	22290	23114	22929	23246	24389	24329	23132	23996	20726
Sixth Form	146	100	107	96	65	100	86	60	106	124
FE/Tertiary	375	309	215	136	194	206	203	186	144	120
Academy	3369	5190	37081
Other	692	678	565	477	360	423	1177	530	613	663



Numbers of GCSE entries in GERMAN by school type 2002- 2011

School type	2002	2003	2004	2005	2006	2007	2008	2009	2010	2011
Comprehensive	108644	104972	101319	85623	71176	62906	58717	54533	50832	32679
Grammar	9111	9192	9225	9231	8917	8470	8442	8748	8164	4705
Sec Mod	1883	1710	1620	1168	969	833	823	848	871	472
Independent	10224	9302	9333	8708	8809	8516	8329	7811	8100	6376
Sixth Form	83	54	47	60	53	64	48	33	41	10
FE/Tertiary	565	402	431	336	314	188	145	201	132	140
Academy	1043	1603	16294
Other	466	219	186	133	107	154	298	258	431	327

GCSE GERMAN Entries by school type 2002–2011



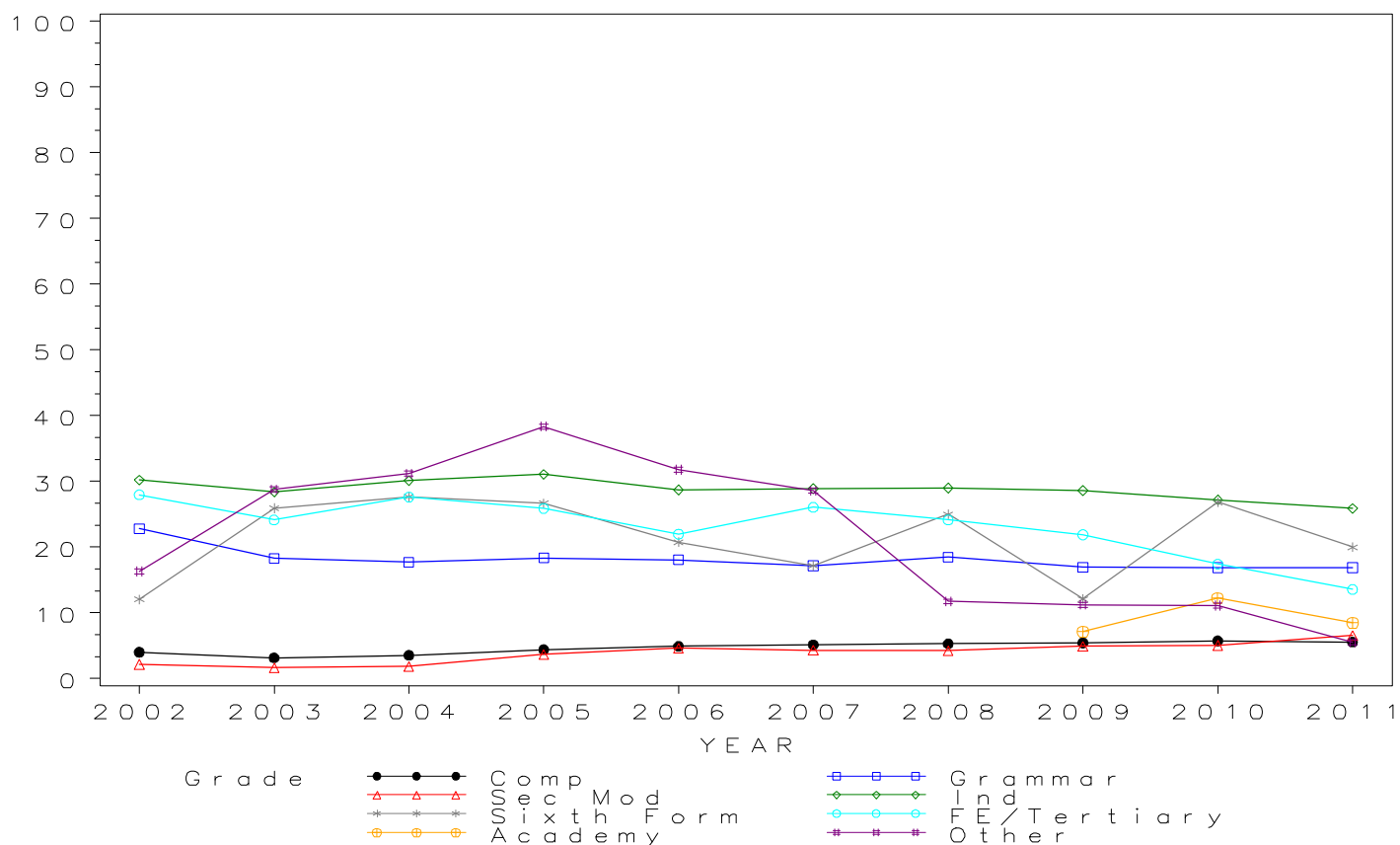
GCSE GERMAN Grade A* by school type 2002- 2011 Cumulative Percentages

School type	2002	2003	2004	2005	2006	2007	2008	2009	2010	2011
Comprehensive	4.0	3.2	3.5	4.4	4.9	5.1	5.3	5.4	5.7	5.6
Grammar	22.8	18.3	17.7	18.4	18.1	17.2	18.5	16.9	16.9	16.9
Sec Mod	2.2	1.6	1.9	3.7	4.6	4.3	4.3	5.0	5.1	6.6
Independent	30.2	28.4	30.1	31.1	28.7	28.9	29.0	28.6	27.2	25.9
Sixth Form	12.0	25.9	27.7	26.7	20.8	17.2	25.0	12.1	26.8	20.0
FE/Tertiary	28.0	24.1	27.6	25.9	22.0	26.1	24.1	21.9	17.4	13.6
Academy	7.2	12.2	8.5
Other	16.3	28.8	31.2	38.3	31.8	28.6	11.7	11.2	11.1	5.5

Cumulative Numbers

School type	2002	2003	2004	2005	2006	2007	2008	2009	2010	2011
Comprehensive	4369	3320	3595	3781	3500	3231	3113	2965	2915	1819
Grammar	2077	1682	1636	1694	1611	1454	1562	1482	1379	794
Sec Mod	41	28	30	43	45	36	35	42	44	31
Independent	3088	2642	2809	2708	2528	2461	2415	2234	2203	1651
Sixth Form	10	14	13	16	11	11	12	4	11	2
FE/Tertiary	158	97	119	87	69	49	35	44	23	19
Academy	75	196	1385
Other	76	63	58	51	34	44	35	29	48	18

Cumulative % at Grade A* by school type



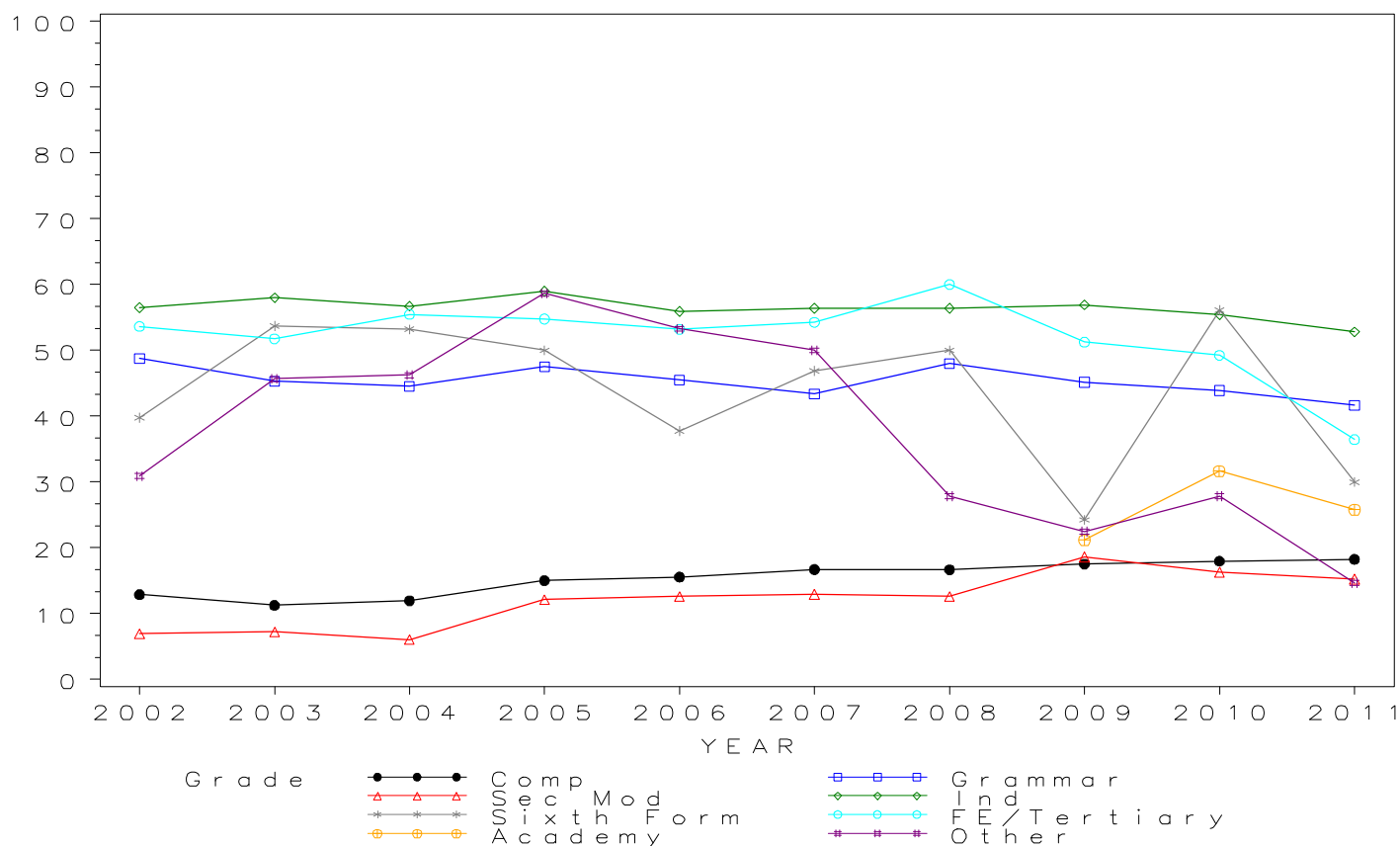
GCSE GERMAN Grade A by school type 2002-2011 Cumulative Percentages

School type	2002	2003	2004	2005	2006	2007	2008	2009	2010	2011
Comprehensive	12.9	11.3	12.0	15.0	15.6	16.7	16.7	17.5	18.0	18.2
Grammar	48.8	45.3	44.6	47.5	45.5	43.4	48.0	45.1	43.9	41.6
Sec Mod	7.0	7.3	6.0	12.2	12.6	13.0	12.6	18.6	16.3	15.3
Independent	56.5	58.0	56.7	59.0	55.9	56.4	56.4	56.9	55.4	52.8
Sixth Form	39.8	53.7	53.2	50.0	37.7	46.9	50.0	24.2	56.1	30.0
FE/Tertiary	53.6	51.7	55.5	54.8	53.2	54.3	60.0	51.2	49.2	36.4
Academy	21.2	31.6	25.8
Other	30.9	45.7	46.2	58.6	53.3	50.0	27.9	22.5	27.8	14.7

Cumulative Numbers

School type	2002	2003	2004	2005	2006	2007	2008	2009	2010	2011
Comprehensive	13993	11811	12111	12855	11068	10506	9784	9561	9133	5961
Grammar	4442	4166	4110	4387	4054	3676	4049	3949	3583	1959
Sec Mod	131	124	98	142	122	108	104	158	142	72
Independent	5777	5395	5292	5138	4924	4803	4698	4444	4487	3367
Sixth Form	33	29	25	30	20	30	24	8	23	3
FE/Tertiary	303	208	239	184	167	102	87	103	65	51
Academy	221	507	4204
Other	144	100	86	78	57	77	83	58	120	48

Cumulative % at Grade A by school type



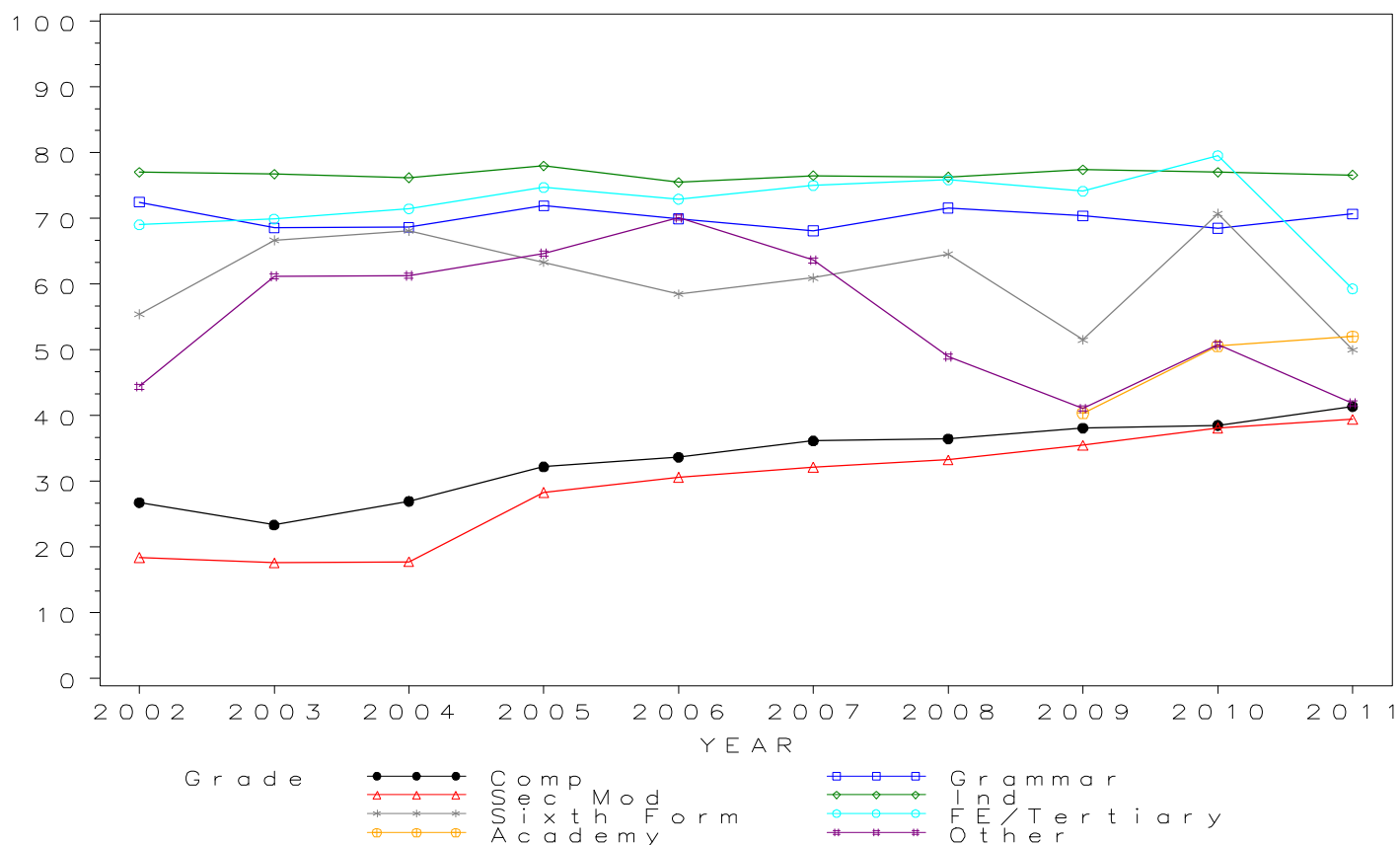
GCSE GERMAN Grade B by school type 2002-2011 Cumulative Percentages

School type	2002	2003	2004	2005	2006	2007	2008	2009	2010	2011
Comprehensive	26.8	23.4	27.0	32.2	33.7	36.2	36.5	38.1	38.5	41.4
Grammar	72.5	68.6	68.6	71.9	69.9	68.1	71.6	70.4	68.5	70.7
Sec Mod	18.4	17.6	17.8	28.3	30.7	32.2	33.3	35.5	38.1	39.4
Independent	77.0	76.7	76.2	78.0	75.5	76.5	76.3	77.4	77.0	76.6
Sixth Form	55.4	66.7	68.1	63.3	58.5	60.9	64.6	51.5	70.7	50.0
FE/Tertiary	69.0	69.9	71.5	74.7	72.9	75.0	75.9	74.1	79.5	59.3
Academy	40.4	50.6	52.0
Other	44.4	61.2	61.3	64.7	70.1	63.6	49.0	41.1	50.8	41.9

Cumulative Numbers

School type	2002	2003	2004	2005	2006	2007	2008	2009	2010	2011
Comprehensive	29078	24528	27327	27577	23963	22744	21410	20779	19578	13526
Grammar	6602	6302	6332	6640	6237	5770	6044	6158	5592	3325
Sec Mod	347	301	288	331	297	268	274	301	332	186
Independent	7872	7135	7112	6792	6651	6515	6355	6046	6237	4884
Sixth Form	46	36	32	38	31	39	31	17	29	5
FE/Tertiary	390	281	308	251	229	141	110	149	105	83
Academy	421	811	8473
Other	207	134	114	86	75	98	146	106	219	137

Cumulative % at Grade B by school type

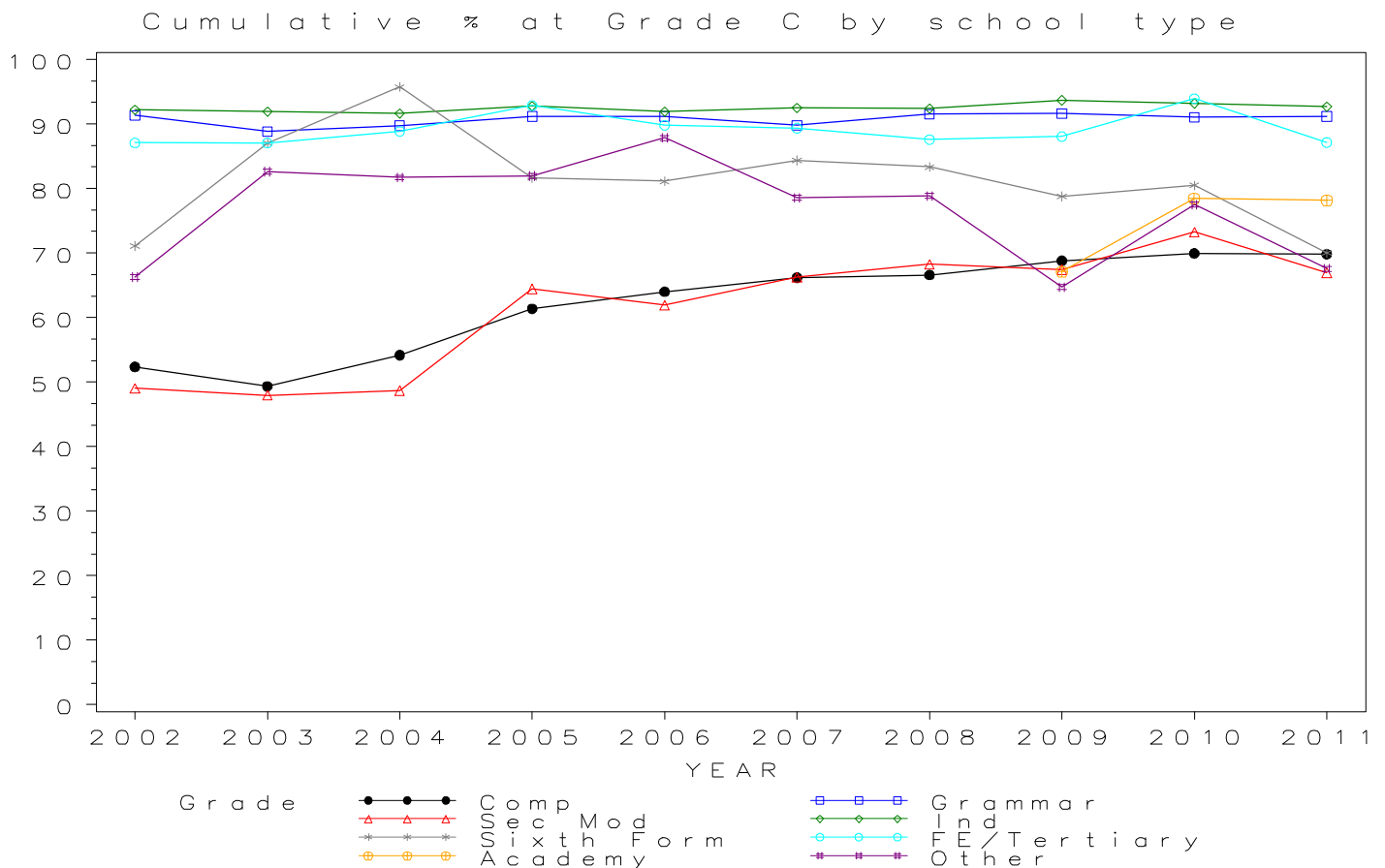


GCSE GERMAN Grade C by school type 2002-2011 Cumulative Percentages

School type	2002	2003	2004	2005	2006	2007	2008	2009	2010	2011
Comprehensive	52.4	49.3	54.2	61.4	64.0	66.2	66.6	68.8	70.0	69.8
Grammar	91.3	88.8	89.8	91.2	91.2	89.8	91.5	91.6	91.1	91.2
Sec Mod	49.1	48.0	48.7	64.5	61.9	66.3	68.3	67.5	73.2	66.9
Independent	92.2	91.9	91.6	92.8	91.9	92.5	92.4	93.7	93.2	92.7
Sixth Form	71.1	87.0	95.7	81.7	81.1	84.4	83.3	78.8	80.5	70.0
FE/Tertiary	87.1	87.1	88.9	92.9	89.8	89.4	87.6	88.1	93.9	87.1
Academy	67.1	78.5	78.2
Other	66.3	82.6	81.7	82.0	87.9	78.6	78.9	64.7	77.5	67.6

Cumulative Numbers

School type	2002	2003	2004	2005	2006	2007	2008	2009	2010	2011
Comprehensive	56893	51803	54893	52550	45555	41644	39107	37523	35561	22820
Grammar	8320	8164	8280	8418	8131	7606	7725	8013	7434	4291
Sec Mod	924	820	789	753	600	552	562	572	638	316
Independent	9427	8549	8549	8081	8095	7877	7696	7319	7549	5911
Sixth Form	59	47	45	49	43	54	40	26	33	7
FE/Tertiary	492	350	383	312	282	168	127	177	124	122
Academy	700	1258	12742
Other	309	181	152	109	94	121	235	167	334	221

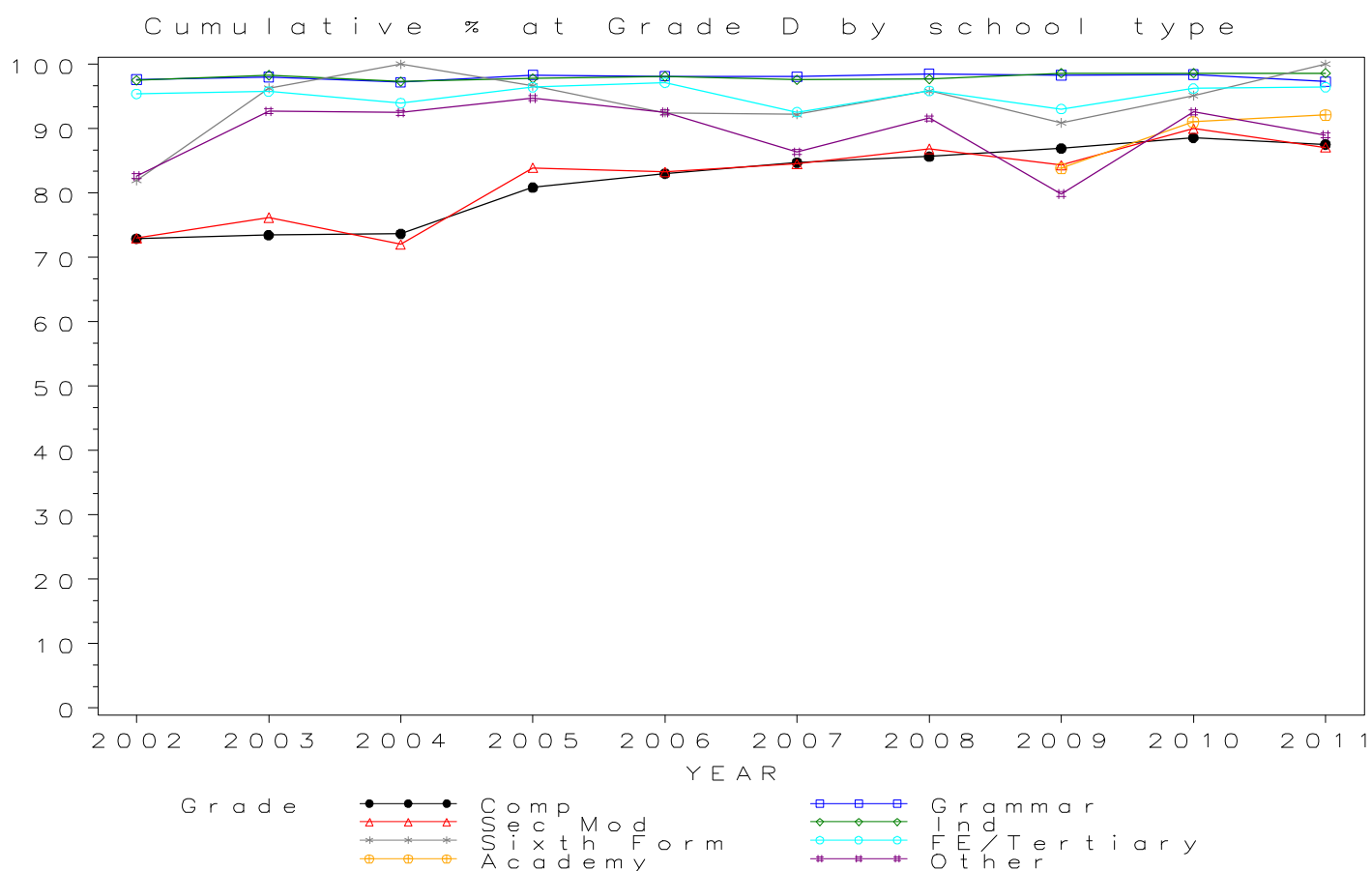


GCSE GERMAN Grade D by school type 2002- 2011 Cumulative Percentages

School type	2002	2003	2004	2005	2006	2007	2008	2009	2010	2011
Comprehensive	72.9	73.5	73.7	80.8	83.0	84.7	85.6	86.9	88.6	87.5
Grammar	97.6	98.0	97.2	98.3	98.1	98.1	98.5	98.3	98.4	97.3
Sec Mod	73.0	76.2	72.0	83.9	83.3	84.5	86.9	84.3	90.0	87.1
Independent	97.5	98.3	97.3	97.8	98.1	97.6	97.7	98.6	98.6	98.6
Sixth Form	81.9	96.3	100.0	96.7	92.5	92.2	95.8	90.9	95.1	100.0
FE/Tertiary	95.4	95.8	94.0	96.4	97.1	92.6	95.9	93.0	96.2	96.4
Academy	83.9	91.1	92.1
Other	82.6	92.7	92.5	94.7	92.5	86.4	91.6	79.8	92.6	89.0

Cumulative Numbers

School type	2002	2003	2004	2005	2006	2007	2008	2009	2010	2011
Comprehensive	79200	77102	74623	69218	59077	53289	50284	47395	45014	28605
Grammar	8894	9010	8968	9076	8750	8306	8316	8599	8032	4577
Sec Mod	1374	1303	1167	980	807	704	715	715	784	411
Independent	9968	9144	9081	8516	8642	8312	8137	7702	7987	6287
Sixth Form	68	52	47	58	49	59	46	30	39	10
FE/Tertiary	539	385	405	324	305	174	139	187	127	135
Academy	875	1460	15007
Other	385	203	172	126	99	133	273	206	399	291

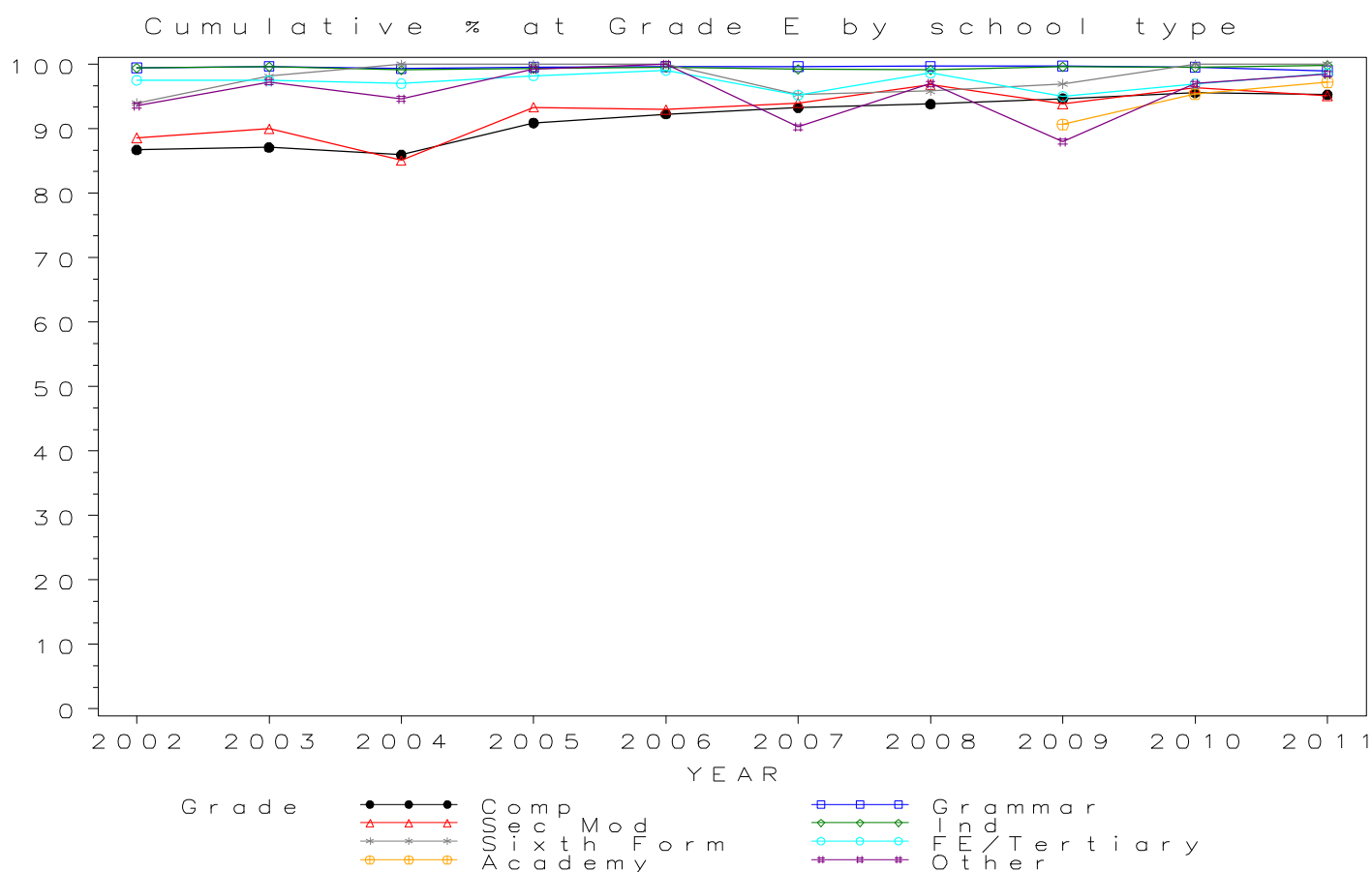


GCSE GERMAN Grade E by school type 2002- 2011 Cumulative Percentages

School type	2002	2003	2004	2005	2006	2007	2008	2009	2010	2011
Comprehensive	86.7	87.1	85.9	90.9	92.3	93.3	93.8	94.7	95.6	95.3
Grammar	99.5	99.7	99.3	99.5	99.7	99.6	99.7	99.7	99.5	99.0
Sec Mod	88.6	90.0	85.1	93.3	93.0	94.0	96.8	93.9	96.3	95.1
Independent	99.4	99.6	99.1	99.3	99.5	99.2	99.1	99.6	99.5	99.8
Sixth Form	94.0	98.1	100.0	100.0	100.0	95.3	95.8	97.0	100.0	100.0
FE/Tertiary	97.5	97.5	97.0	98.2	99.0	95.2	98.6	95.0	97.0	98.6
Academy	90.7	95.4	97.2
Other	93.6	97.3	94.6	99.2	100.0	90.3	97.0	88.0	97.0	98.5

Cumulative Numbers

School type	2002	2003	2004	2005	2006	2007	2008	2009	2010	2011
Comprehensive	94208	91413	87063	77824	65672	58664	55087	51619	48573	31129
Grammar	9061	9161	9161	9189	8886	8439	8416	8726	8127	4656
Sec Mod	1668	1539	1378	1090	901	783	797	796	839	449
Independent	10163	9265	9249	8647	8765	8448	8254	7780	8060	6363
Sixth Form	78	53	47	60	53	61	46	32	41	10
FE/Tertiary	551	392	418	330	311	179	143	191	128	138
Academy	946	1529	15838
Other	436	213	176	132	107	139	289	227	418	322

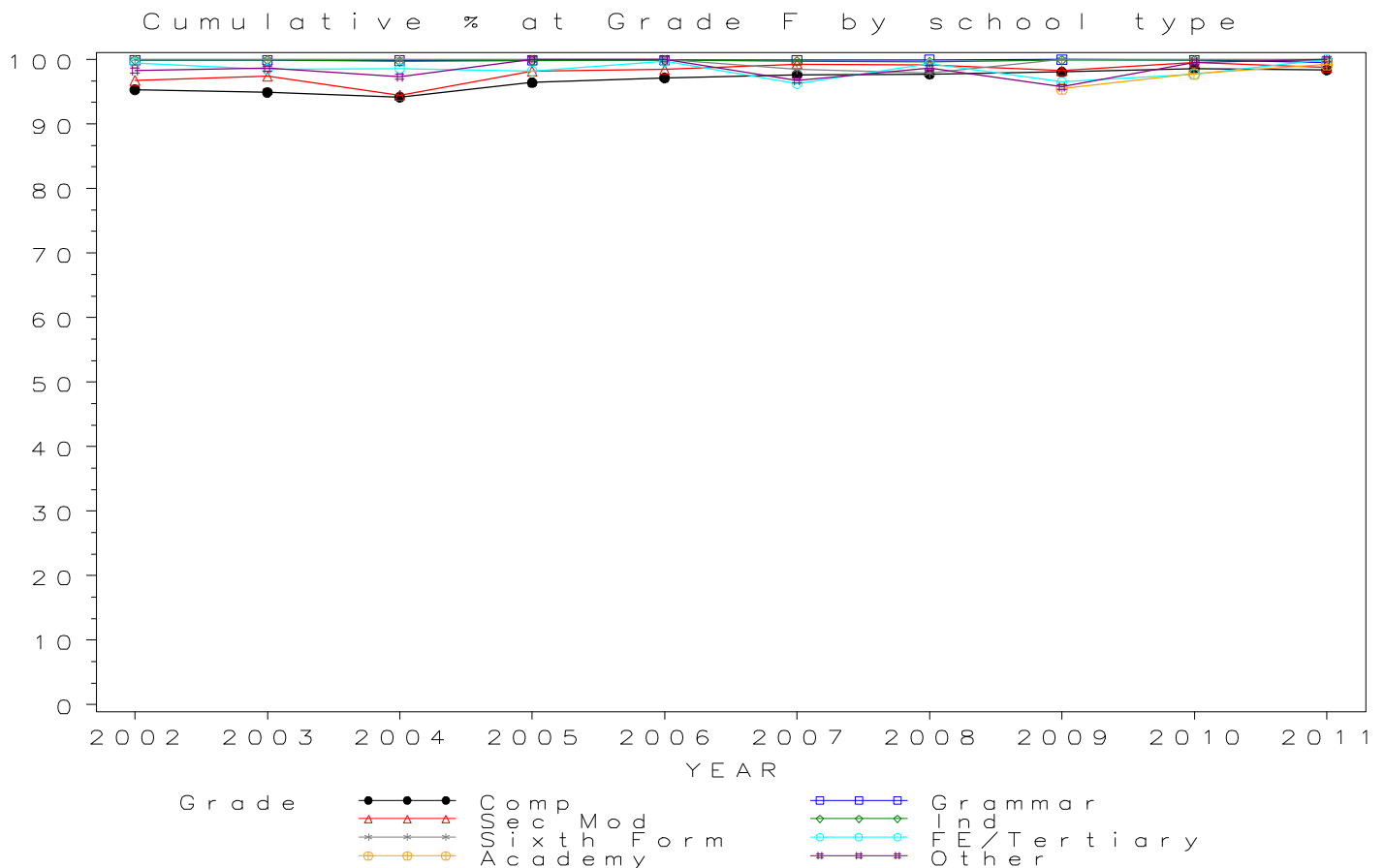


*GCSE GERMAN Grade F by school type 2002- 2011
Cumulative Percentages*

School type	2002	2003	2004	2005	2006	2007	2008	2009	2010	2011
Comprehensive	95.3	94.9	94.2	96.4	97.2	97.6	97.7	98.0	98.5	98.4
Grammar	99.9	99.9	99.8	99.9	99.9	99.9	100.0	100.0	99.9	99.5
Sec Mod	96.8	97.4	94.4	98.2	98.5	99.3	99.1	98.2	99.5	98.7
Independent	99.9	99.9	99.7	99.8	99.9	99.7	99.6	99.9	99.9	99.9
Sixth Form	100.0	100.0	100.0	100.0	100.0	98.4	97.9	100.0	100.0	100.0
FE/Tertiary	99.5	98.5	98.6	98.2	99.7	96.3	99.3	96.5	97.7	100.0
Academy	95.5	97.8	99.2
Other	98.3	98.6	97.3	100.0	100.0	96.8	98.7	95.7	99.5	100.0

Cumulative Numbers

School type	2002	2003	2004	2005	2006	2007	2008	2009	2010	2011
Comprehensive	103557	99618	95407	82550	69148	61414	57388	53463	50087	32146
Grammar	9102	9183	9211	9221	8908	8461	8438	8748	8156	4681
Sec Mod	1822	1665	1530	1147	954	827	816	833	867	466
Independent	10214	9293	9305	8691	8800	8490	8296	7803	8092	6370
Sixth Form	83	54	47	60	53	63	47	33	41	10
FE/Tertiary	562	396	425	330	313	181	144	194	129	140
Academy	996	1568	16164
Other	458	216	181	133	107	149	294	247	429	327

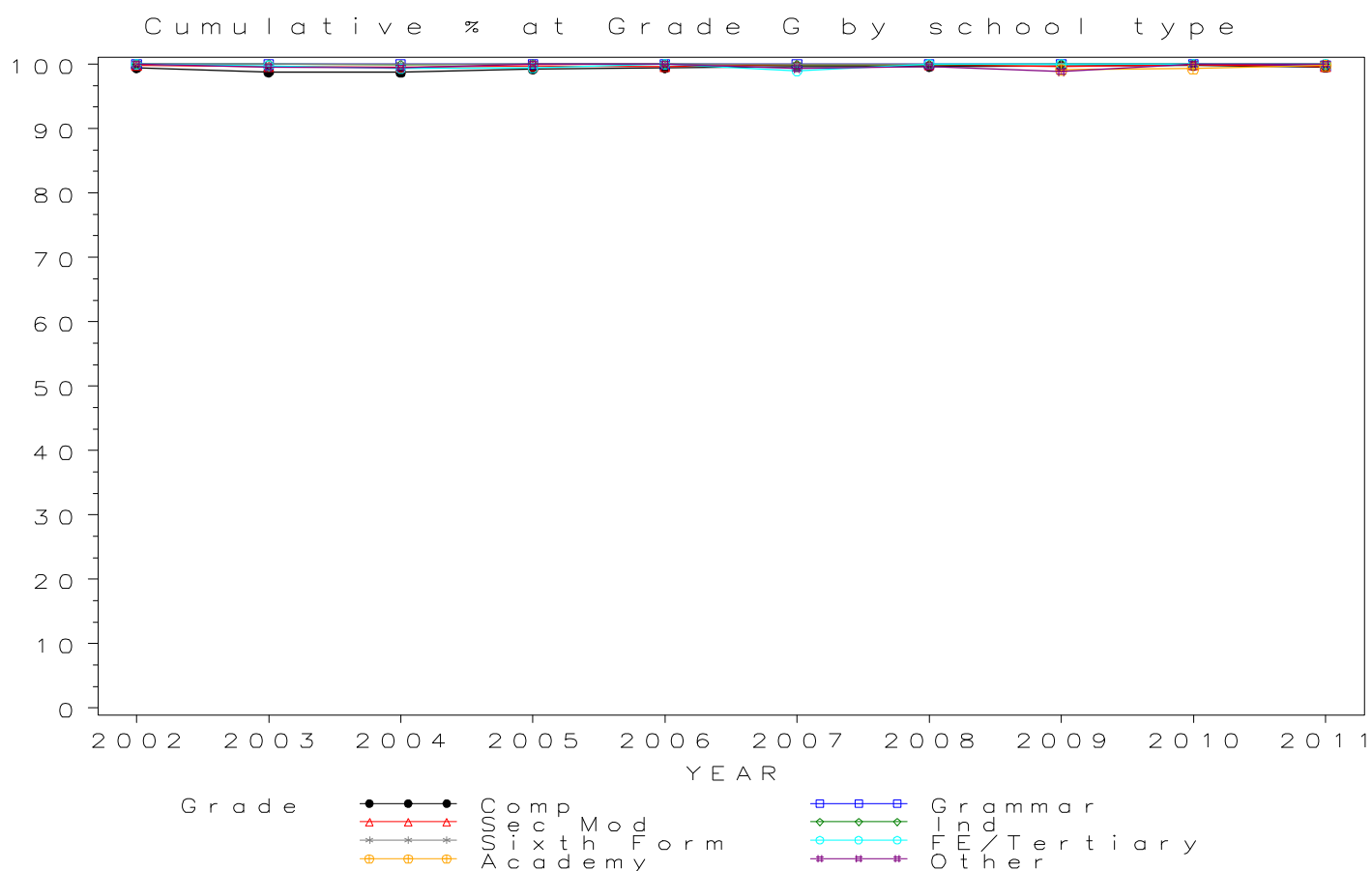


GCSE GERMAN Grade G by school type 2002-2011 Cumulative Percentages

School type	2002	2003	2004	2005	2006	2007	2008	2009	2010	2011
Comprehensive	99.4	98.8	98.7	99.2	99.4	99.6	99.6	99.7	99.8	99.5
Grammar	100.0	100.0	100.0	100.0	100.0	100.0	100.0	100.0	100.0	99.7
Sec Mod	99.8	99.6	99.5	99.7	99.6	99.9	99.9	99.6	99.9	99.6
Independent	100.0	100.0	99.9	100.0	100.0	99.9	99.9	100.0	100.0	100.0
Sixth Form	100.0	100.0	100.0	100.0	100.0	100.0	100.0	100.0	100.0	100.0
FE/Tertiary	100.0	99.8	99.3	99.4	100.0	98.9	100.0	100.0	100.0	100.0
Academy	99.1	99.4	99.8
Other	100.0	99.5	99.5	100.0	100.0	99.4	99.7	98.8	100.0	100.0

Cumulative Numbers

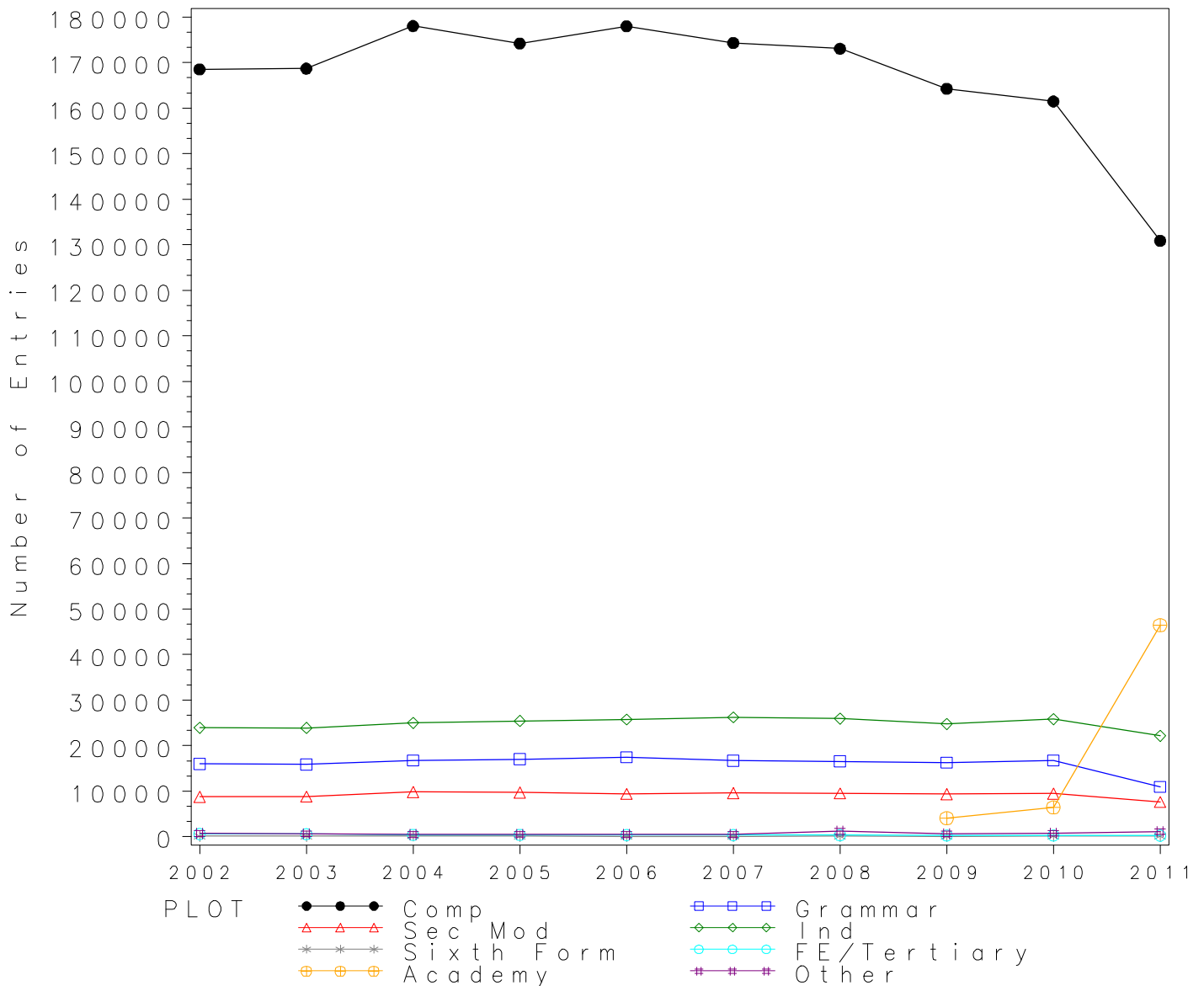
School type	2002	2003	2004	2005	2006	2007	2008	2009	2010	2011
Comprehensive	108026	103690	100014	84980	70773	62665	58493	54358	50719	32511
Grammar	9111	9192	9225	9231	8917	8470	8442	8748	8164	4693
Sec Mod	1879	1703	1612	1165	965	832	822	845	870	470
Independent	10224	9302	9324	8708	8809	8507	8321	7811	8100	6376
Sixth Form	83	54	47	60	53	64	48	33	41	10
FE/Tertiary	565	401	428	334	314	186	145	201	132	140
Academy	1034	1593	16261
Other	466	218	185	133	107	153	297	255	431	327



Numbers of GCSE entries in HISTORY by school type 2002- 2011

School type	2002	2003	2004	2005	2006	2007	2008	2009	2010	2011
Comprehensive	168531	168696	178052	174215	177997	174332	173069	164249	161486	130883
Grammar	16026	15884	16777	17032	17486	16696	16558	16311	16779	10987
Sec Mod	8757	8847	9826	9696	9434	9626	9563	9398	9520	7665
Independent	23921	23896	24968	25434	25774	26256	25959	24740	25850	22153
Sixth Form	143	135	173	126	82	90	111	86	114	121
FE/Tertiary	625	579	440	423	382	370	360	271	277	252
Academy	4120	6478	46435
Other	741	665	517	527	472	487	1231	662	787	1162

GCSE HISTORY Entries by school type 2002–2011



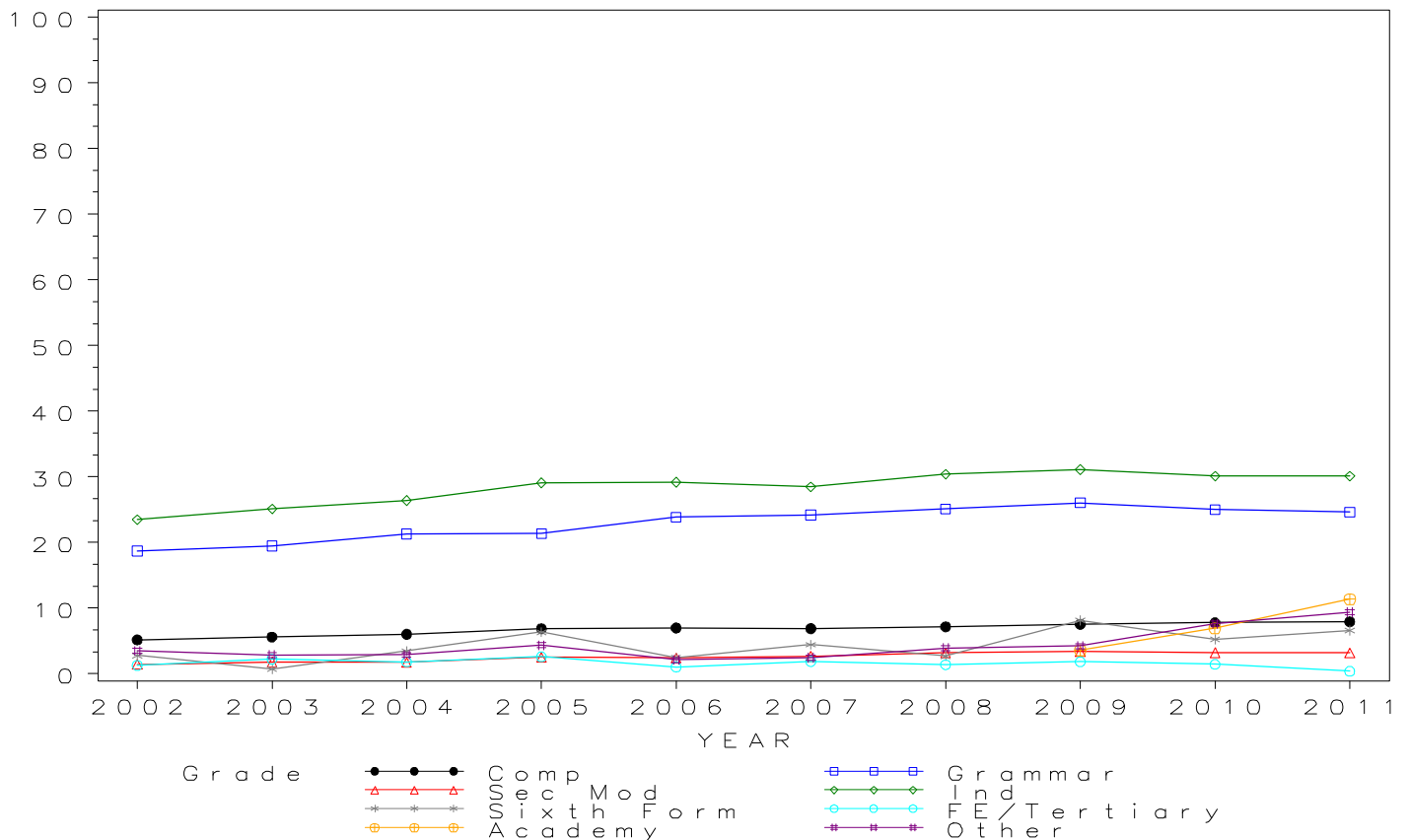
GCSE HISTORY Grade A by school type 2002- 2011
Cumulative Percentages*

School type	2002	2003	2004	2005	2006	2007	2008	2009	2010	2011
Comprehensive	5.2	5.6	6.0	6.9	7.0	6.9	7.2	7.6	7.8	7.9
Grammar	18.7	19.5	21.3	21.4	23.9	24.2	25.1	26.0	25.0	24.6
Sec Mod	1.4	1.8	1.8	2.5	2.4	2.7	3.2	3.4	3.3	3.2
Independent	23.5	25.1	26.4	29.1	29.2	28.5	30.4	31.1	30.1	30.1
Sixth Form	2.8	0.7	3.5	6.3	2.4	4.4	2.7	8.1	5.3	6.6
FE/Tertiary	1.3	2.2	1.8	2.6	1.0	1.9	1.4	1.8	1.4	0.4
Academy	3.6	7.0	11.4
Other	3.5	2.9	2.9	4.4	2.1	2.5	3.9	4.2	7.6	9.4

Cumulative Numbers

School type	2002	2003	2004	2005	2006	2007	2008	2009	2010	2011
Comprehensive	8715	9471	10738	11995	12436	12012	12401	12409	12587	10394
Grammar	3000	3095	3578	3637	4177	4039	4160	4248	4201	2708
Sec Mod	126	160	172	245	227	257	306	321	310	247
Independent	5621	5998	6592	7401	7526	7483	7892	7694	7781	6668
Sixth Form	4	1	6	8	2	4	3	7	6	8
FE/Tertiary	8	13	8	11	4	7	5	5	4	1
Academy	148	453	5294
Other	26	19	15	23	10	12	48	28	60	109

Cumulative % at Grade A* by school type



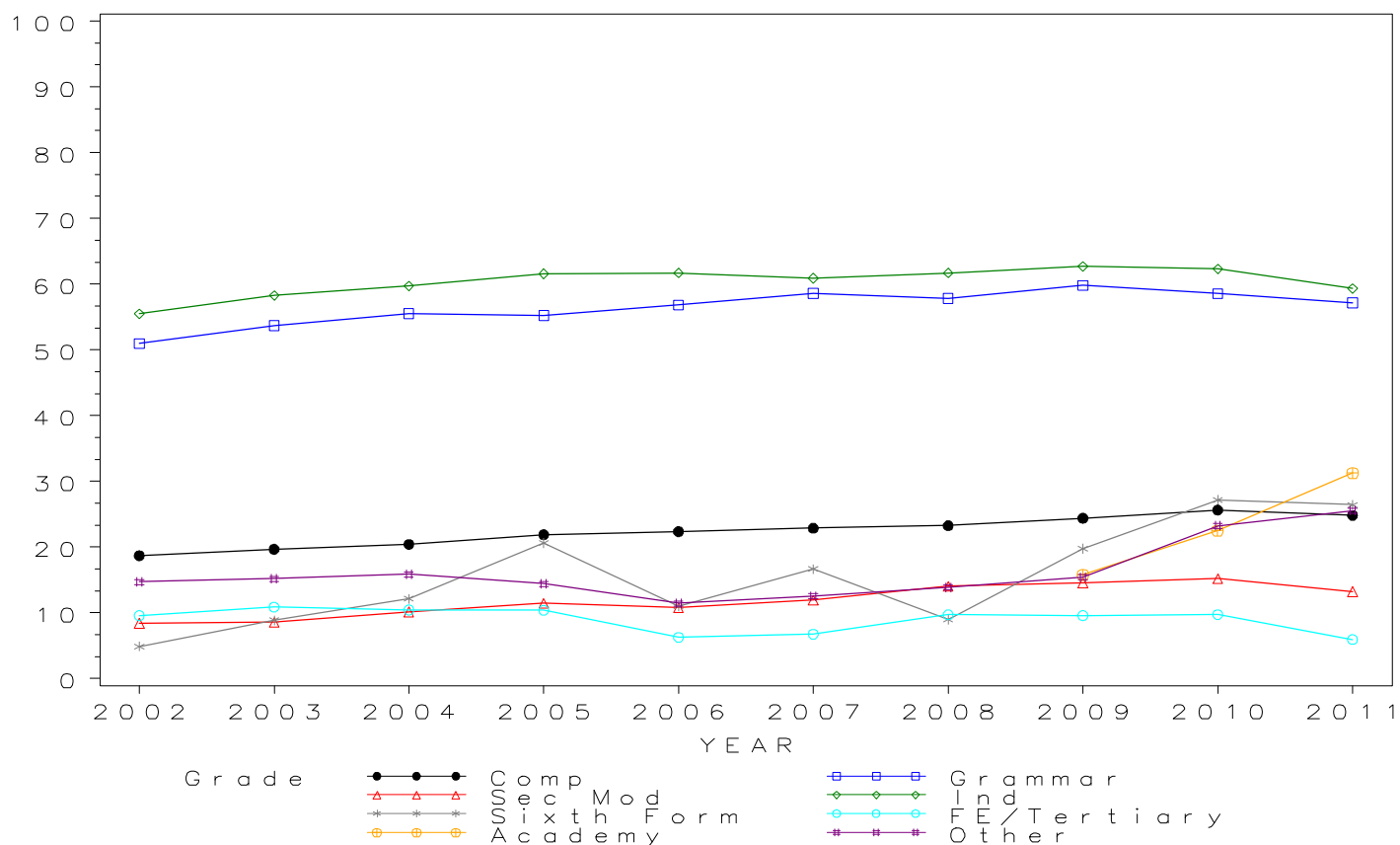
GCSE HISTORY Grade A by school type 2002- 2011 Cumulative Percentages

School type	2002	2003	2004	2005	2006	2007	2008	2009	2010	2011
Comprehensive	18.7	19.7	20.4	21.9	22.4	22.9	23.3	24.4	25.6	24.8
Grammar	50.9	53.7	55.5	55.2	56.8	58.6	57.8	59.8	58.5	57.2
Sec Mod	8.4	8.6	10.1	11.5	10.8	11.9	14.0	14.6	15.2	13.2
Independent	55.5	58.3	59.7	61.6	61.7	60.9	61.7	62.7	62.3	59.3
Sixth Form	4.9	8.9	12.1	20.6	11.0	16.7	9.0	19.8	27.2	26.4
FE/Tertiary	9.6	10.9	10.5	10.4	6.3	6.8	9.7	9.6	9.7	6.0
Academy	15.8	22.5	31.3
Other	14.7	15.2	15.9	14.4	11.4	12.5	13.9	15.4	23.3	25.6

Cumulative Numbers

School type	2002	2003	2004	2005	2006	2007	2008	2009	2010	2011
Comprehensive	31514	33186	36358	38157	39825	39898	40258	40069	41415	32510
Grammar	8165	8532	9316	9407	9933	9786	9577	9758	9824	6280
Sec Mod	737	760	997	1112	1017	1149	1342	1372	1447	1015
Independent	13276	13931	14906	15667	15903	15990	16017	15512	16105	13137
Sixth Form	7	12	21	26	9	15	10	17	31	32
FE/Tertiary	60	63	46	44	24	25	35	26	27	15
Academy	651	1458	14534
Other	109	101	82	76	54	61	171	102	183	297

Cumulative % at Grade A by school type



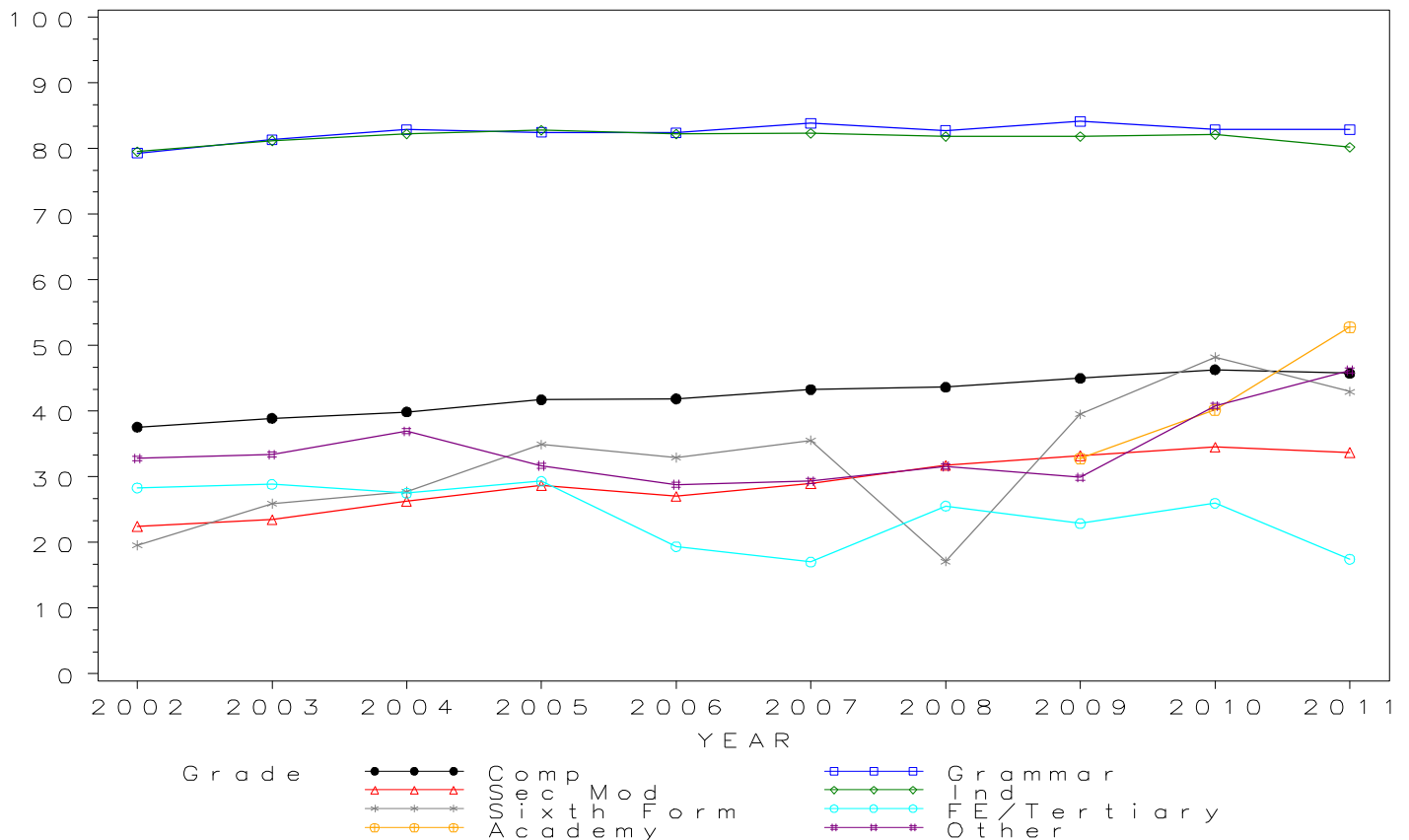
GCSE HISTORY Grade B by school type 2002- 2011 Cumulative Percentages

School type	2002	2003	2004	2005	2006	2007	2008	2009	2010	2011
Comprehensive	37.6	38.9	39.9	41.7	41.9	43.3	43.6	45.0	46.3	45.8
Grammar	79.3	81.4	82.9	82.5	82.4	83.8	82.7	84.1	82.9	82.9
Sec Mod	22.5	23.5	26.3	28.7	27.0	29.0	31.8	33.2	34.5	33.7
Independent	79.5	81.2	82.2	82.8	82.2	82.3	81.8	81.8	82.1	80.2
Sixth Form	19.6	25.9	27.7	34.9	32.9	35.6	17.1	39.5	48.2	43.0
FE/Tertiary	28.3	28.8	27.5	29.3	19.4	17.0	25.6	22.9	26.0	17.5
Academy	32.8	40.2	52.8
Other	32.8	33.4	36.9	31.7	28.8	29.4	31.6	29.9	40.8	46.2

Cumulative Numbers

School type	2002	2003	2004	2005	2006	2007	2008	2009	2010	2011
Comprehensive	63318	65648	71007	72707	74539	75455	75530	73909	74795	59897
Grammar	12707	12922	13905	14045	14409	13994	13696	13725	13907	9104
Sec Mod	1968	2076	2584	2783	2551	2793	3037	3122	3287	2585
Independent	19017	19404	20524	21059	21186	21609	21234	20237	21223	17767
Sixth Form	28	35	48	44	27	32	19	34	55	52
FE/Tertiary	177	167	121	124	74	63	92	62	72	44
Academy	1351	2604	24518
Other	243	222	191	167	136	143	389	198	321	537

Cumulative % at Grade B by school type



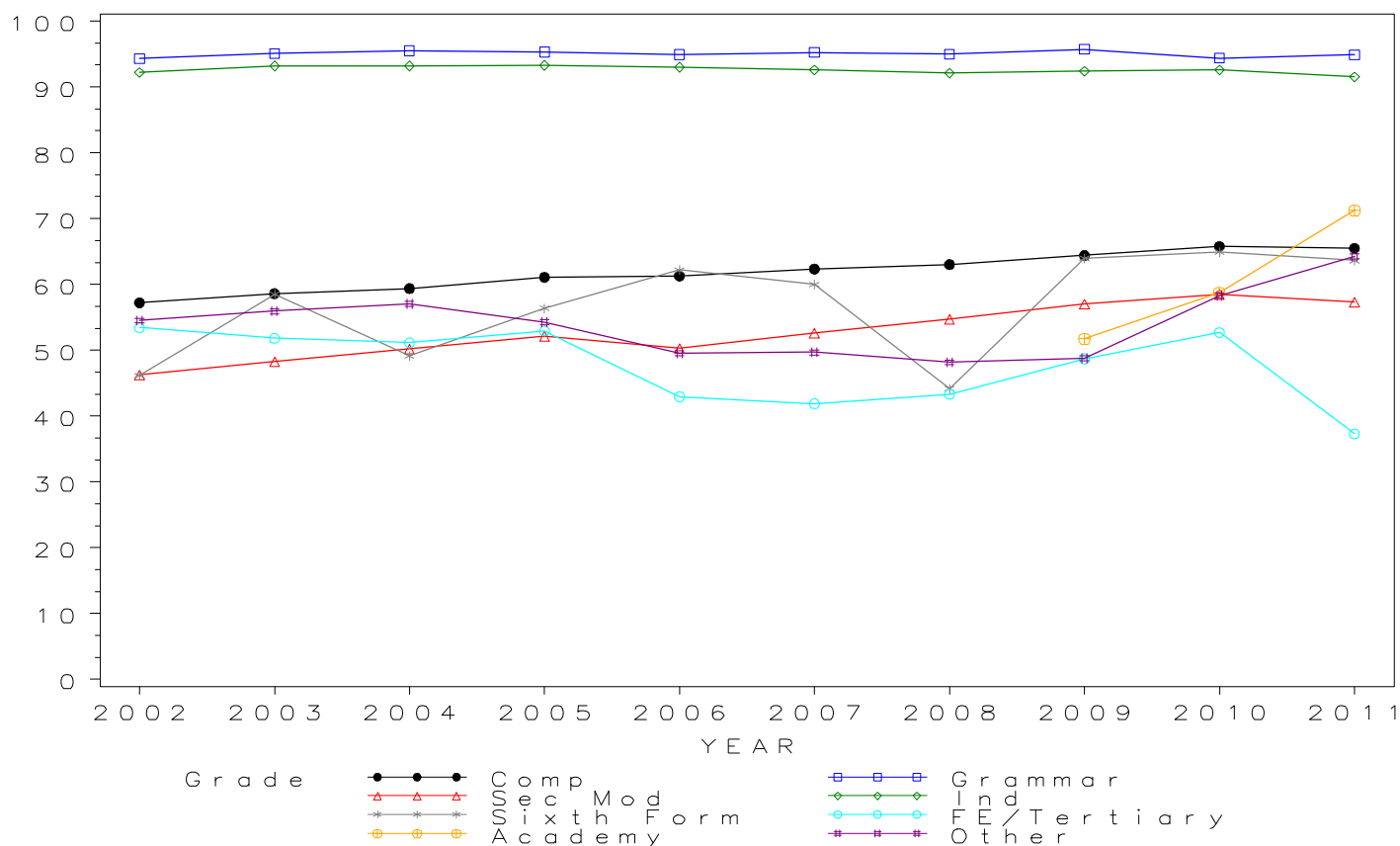
GCSE HISTORY Grade C by school type 2002- 2011 Cumulative Percentages

School type	2002	2003	2004	2005	2006	2007	2008	2009	2010	2011
Comprehensive	57.2	58.6	59.4	61.1	61.3	62.3	63.0	64.4	65.8	65.5
Grammar	94.3	95.1	95.5	95.3	94.9	95.2	95.0	95.7	94.4	94.9
Sec Mod	46.2	48.3	50.2	52.2	50.3	52.6	54.7	57.0	58.5	57.3
Independent	92.2	93.2	93.2	93.3	93.0	92.6	92.1	92.4	92.6	91.5
Sixth Form	46.2	58.5	49.1	56.3	62.2	60.0	44.1	64.0	64.9	63.6
FE/Tertiary	53.4	51.8	51.1	53.0	42.9	41.9	43.3	48.7	52.7	37.3
Academy	51.8	58.8	71.3
Other	54.5	55.9	57.1	54.3	49.6	49.7	48.2	48.8	58.3	64.3

Cumulative Numbers

School type	2002	2003	2004	2005	2006	2007	2008	2009	2010	2011
Comprehensive	96420	98857	105727	106430	109070	108684	109101	105792	106223	85700
Grammar	15116	15103	16025	16237	16601	15902	15728	15613	15836	10428
Sec Mod	4049	4272	4932	5059	4746	5063	5233	5361	5570	4393
Independent	22055	22271	23270	23730	23970	24313	23908	22860	23937	20270
Sixth Form	66	79	85	71	51	54	49	55	74	77
FE/Tertiary	334	300	225	224	164	155	156	132	146	94
Academy	2134	3809	33108
Other	404	372	295	286	234	242	593	323	459	747

Cumulative % at Grade C by school type

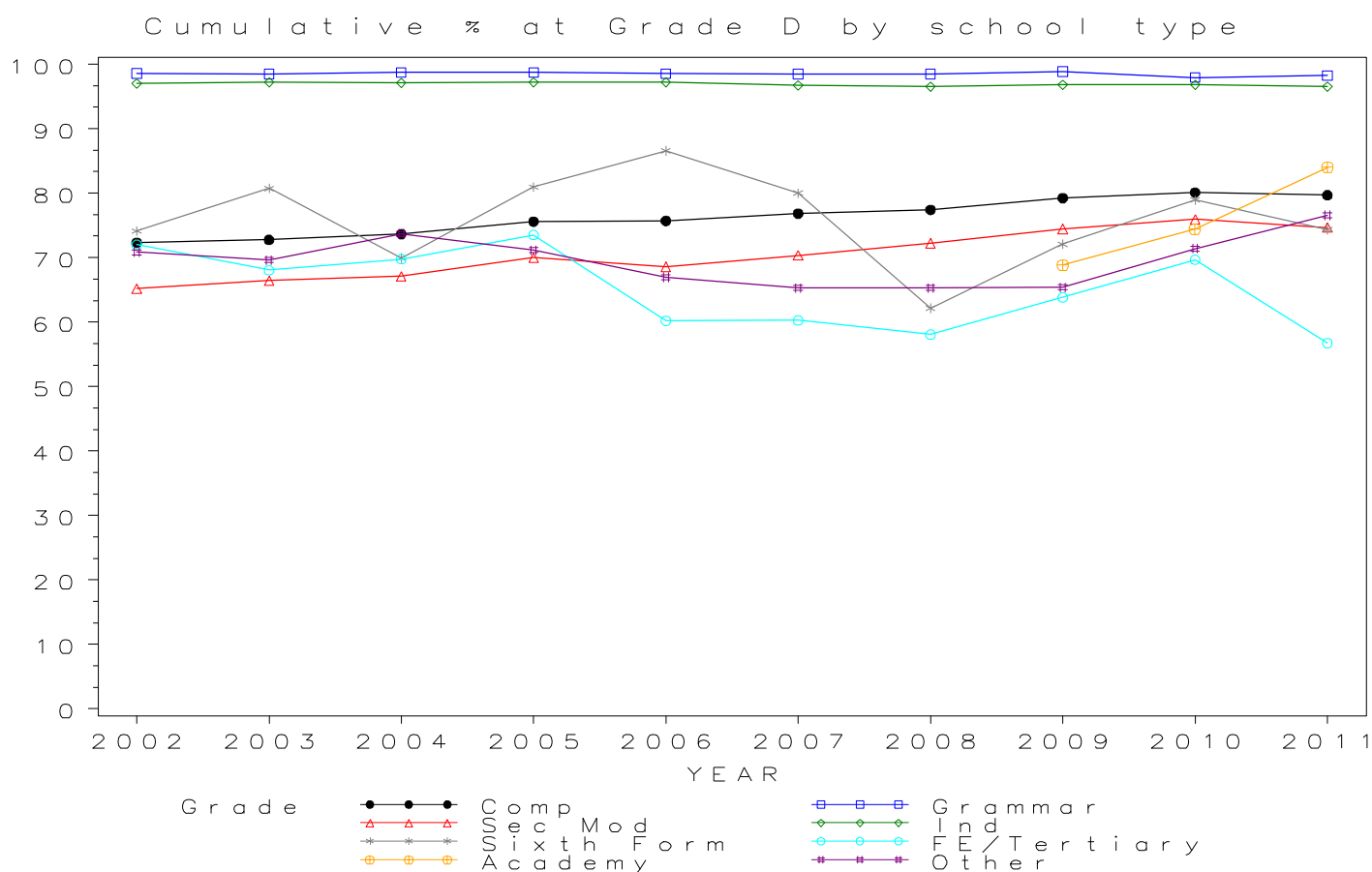


GCSE HISTORY Grade D by school type 2002- 2011 Cumulative Percentages

School type	2002	2003	2004	2005	2006	2007	2008	2009	2010	2011
Comprehensive	72.3	72.8	73.7	75.6	75.7	76.8	77.4	79.2	80.1	79.7
Grammar	98.6	98.5	98.7	98.7	98.5	98.5	98.5	98.9	97.9	98.3
Sec Mod	65.2	66.5	67.1	70.0	68.6	70.4	72.2	74.5	76.0	74.7
Independent	97.0	97.2	97.1	97.2	97.2	96.7	96.5	96.8	96.8	96.5
Sixth Form	74.1	80.7	69.9	81.0	86.6	80.0	62.2	72.1	78.9	74.4
FE/Tertiary	72.0	68.0	69.8	73.5	60.2	60.3	58.1	63.8	69.7	56.7
Academy	68.9	74.4	84.0
Other	70.9	69.6	73.7	71.2	66.9	65.3	65.3	65.4	71.4	76.6

Cumulative Numbers

School type	2002	2003	2004	2005	2006	2007	2008	2009	2010	2011
Comprehensive	121892	122764	131137	131692	134752	133935	133995	130130	129347	104307
Grammar	15801	15644	16563	16816	17230	16442	16306	16125	16433	10796
Sec Mod	5709	5880	6596	6786	6471	6772	6909	6999	7232	5724
Independent	23203	23227	24244	24722	25052	25390	25050	23948	25023	21378
Sixth Form	106	109	121	102	71	72	69	62	90	90
FE/Tertiary	450	394	307	311	230	223	209	173	193	143
Academy	2839	4820	39005
Other	525	463	381	375	316	318	804	433	562	890

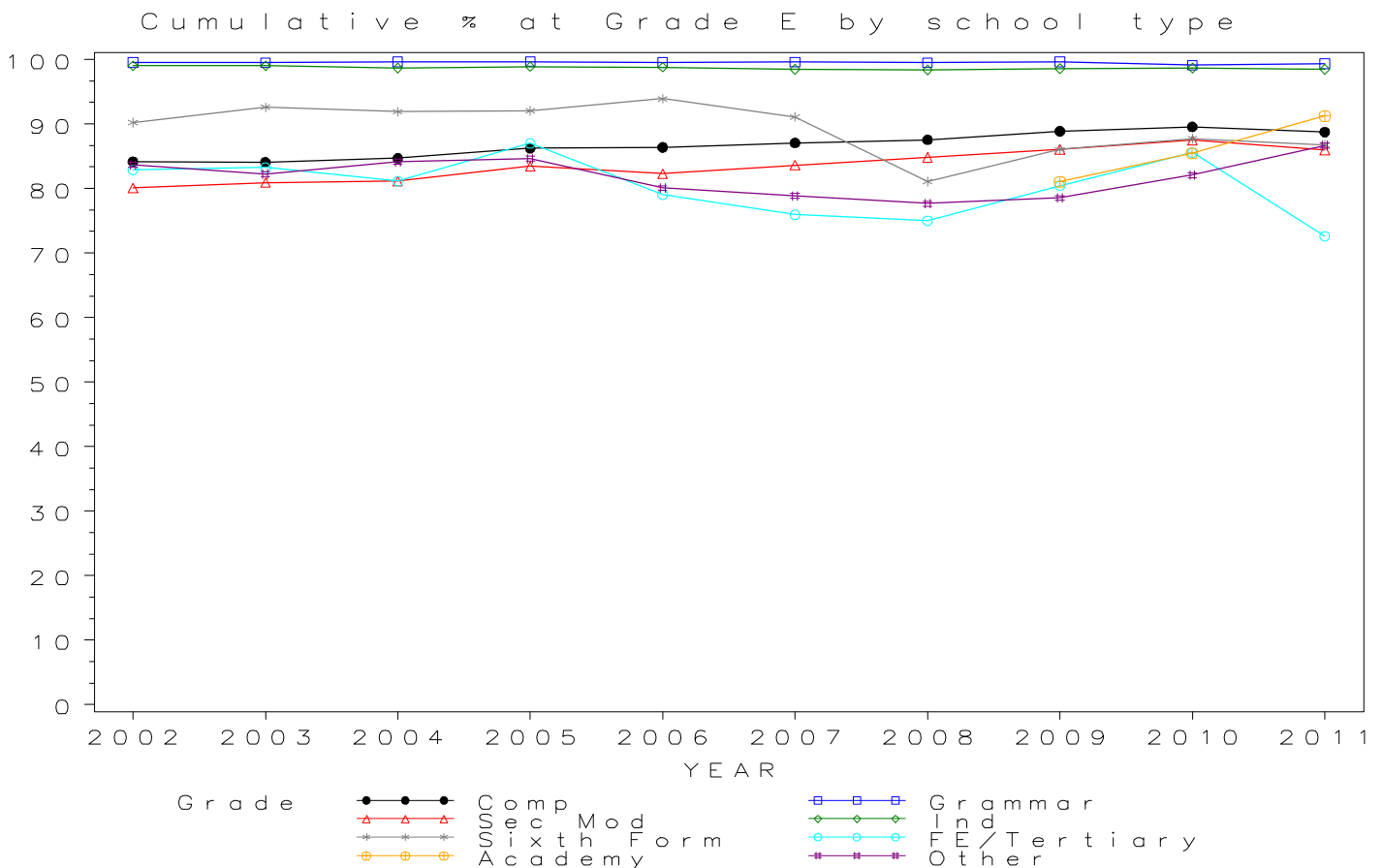


GCSE HISTORY Grade E by school type 2002- 2011 Cumulative Percentages

School type	2002	2003	2004	2005	2006	2007	2008	2009	2010	2011
Comprehensive	84.2	84.1	84.7	86.2	86.4	87.1	87.6	88.9	89.6	88.8
Grammar	99.5	99.5	99.6	99.7	99.5	99.6	99.5	99.6	99.1	99.3
Sec Mod	80.1	80.9	81.2	83.5	82.3	83.6	84.8	86.1	87.5	86.0
Independent	99.0	99.0	98.7	98.9	98.8	98.5	98.4	98.6	98.7	98.5
Sixth Form	90.2	92.6	91.9	92.1	93.9	91.1	81.1	86.0	87.7	86.8
FE/Tertiary	82.9	83.2	81.1	87.0	79.1	75.9	75.0	80.4	85.6	72.6
Academy	81.1	85.5	91.3
Other	83.7	82.3	84.1	84.6	80.1	78.9	77.7	78.5	82.1	86.7

Cumulative Numbers

School type	2002	2003	2004	2005	2006	2007	2008	2009	2010	2011
Comprehensive	141827	141850	150771	150232	153745	151803	151535	145985	144635	116163
Grammar	15951	15804	16715	16975	17405	16625	16472	16252	16635	10915
Sec Mod	7015	7159	7976	8094	7764	8049	8112	8091	8327	6592
Independent	23682	23657	24643	25154	25465	25862	25544	24394	25514	21821
Sixth Form	129	125	159	116	77	82	90	74	100	105
FE/Tertiary	518	482	357	368	302	281	270	218	237	183
Academy	3341	5539	42395
Other	620	547	435	446	378	384	956	520	646	1007

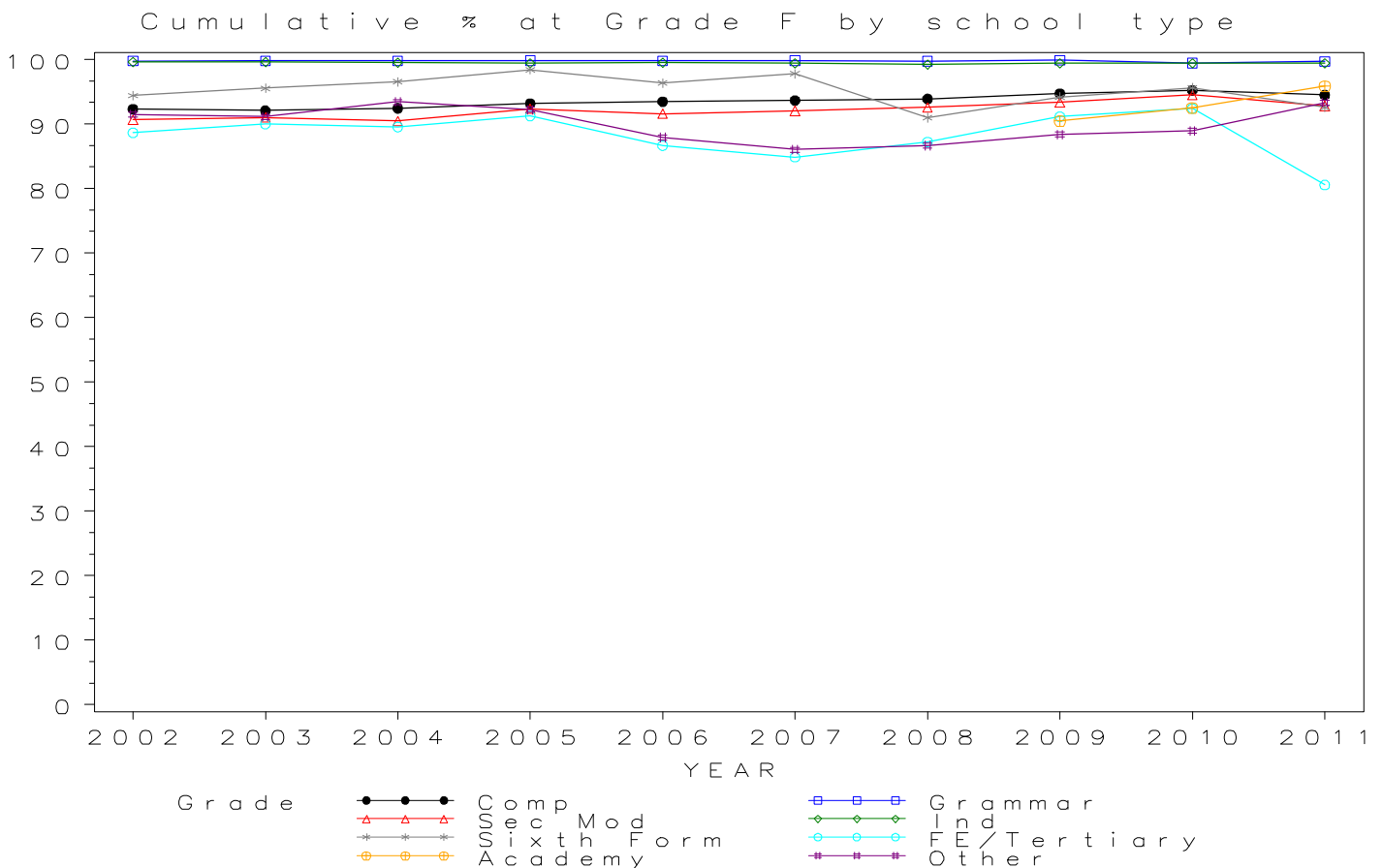


GCSE HISTORY Grade F by school type 2002- 2011 Cumulative Percentages

School type	2002	2003	2004	2005	2006	2007	2008	2009	2010	2011
Comprehensive	92.3	92.1	92.4	93.2	93.5	93.6	93.9	94.7	95.2	94.5
Grammar	99.8	99.8	99.8	99.8	99.8	99.8	99.7	99.9	99.5	99.7
Sec Mod	90.6	91.0	90.5	92.4	91.6	92.1	92.6	93.3	94.5	92.8
Independent	99.6	99.6	99.5	99.4	99.5	99.4	99.2	99.4	99.4	99.4
Sixth Form	94.4	95.6	96.5	98.4	96.3	97.8	91.0	94.2	95.6	92.6
FE/Tertiary	88.6	90.0	89.5	91.3	86.6	84.9	87.2	91.1	92.4	80.6
Academy	90.5	92.5	95.9
Other	91.5	91.1	93.4	92.2	87.9	86.0	86.7	88.4	88.9	93.3

Cumulative Numbers

School type	2002	2003	2004	2005	2006	2007	2008	2009	2010	2011
Comprehensive	155576	155346	164578	162325	166355	163247	162474	155567	153756	123681
Grammar	15988	15847	16743	17004	17451	16669	16514	16291	16687	10955
Sec Mod	7938	8052	8888	8955	8641	8861	8853	8773	8998	7115
Independent	23825	23800	24843	25281	25645	26098	25751	24592	25695	22020
Sixth Form	135	129	167	124	79	88	101	81	109	112
FE/Tertiary	554	521	394	386	331	314	314	247	256	203
Academy	3729	5992	44531
Other	678	606	483	486	415	419	1067	585	700	1084

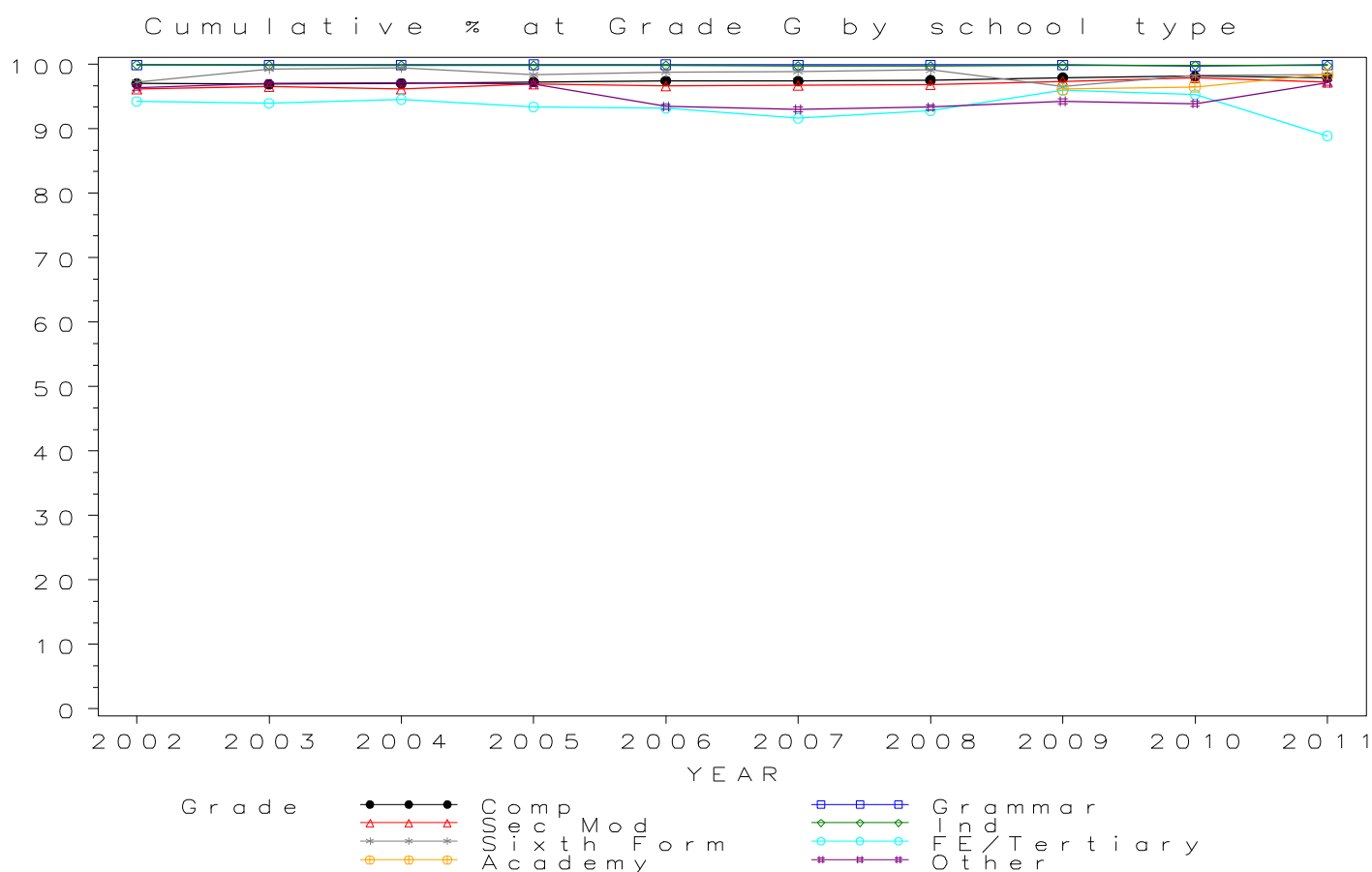


GCSE HISTORY Grade G by school type 2002- 2011 Cumulative Percentages

School type	2002	2003	2004	2005	2006	2007	2008	2009	2010	2011
Comprehensive	97.0	96.9	97.0	97.3	97.4	97.4	97.5	97.9	98.1	97.9
Grammar	99.9	99.9	99.9	99.9	99.9	99.9	99.9	99.9	99.7	99.9
Sec Mod	96.1	96.6	96.1	96.9	96.6	96.7	96.8	97.4	97.9	97.2
Independent	99.9	99.8	99.8	99.8	99.8	99.7	99.7	99.8	99.8	99.8
Sixth Form	97.2	99.3	99.4	98.4	98.8	98.9	99.1	96.5	98.2	98.3
FE/Tertiary	94.2	94.0	94.5	93.4	93.2	91.6	92.8	95.9	95.3	88.9
Academy	96.2	96.5	98.5
Other	96.4	97.0	97.1	97.0	93.4	93.0	93.3	94.3	93.9	97.2

Cumulative Numbers

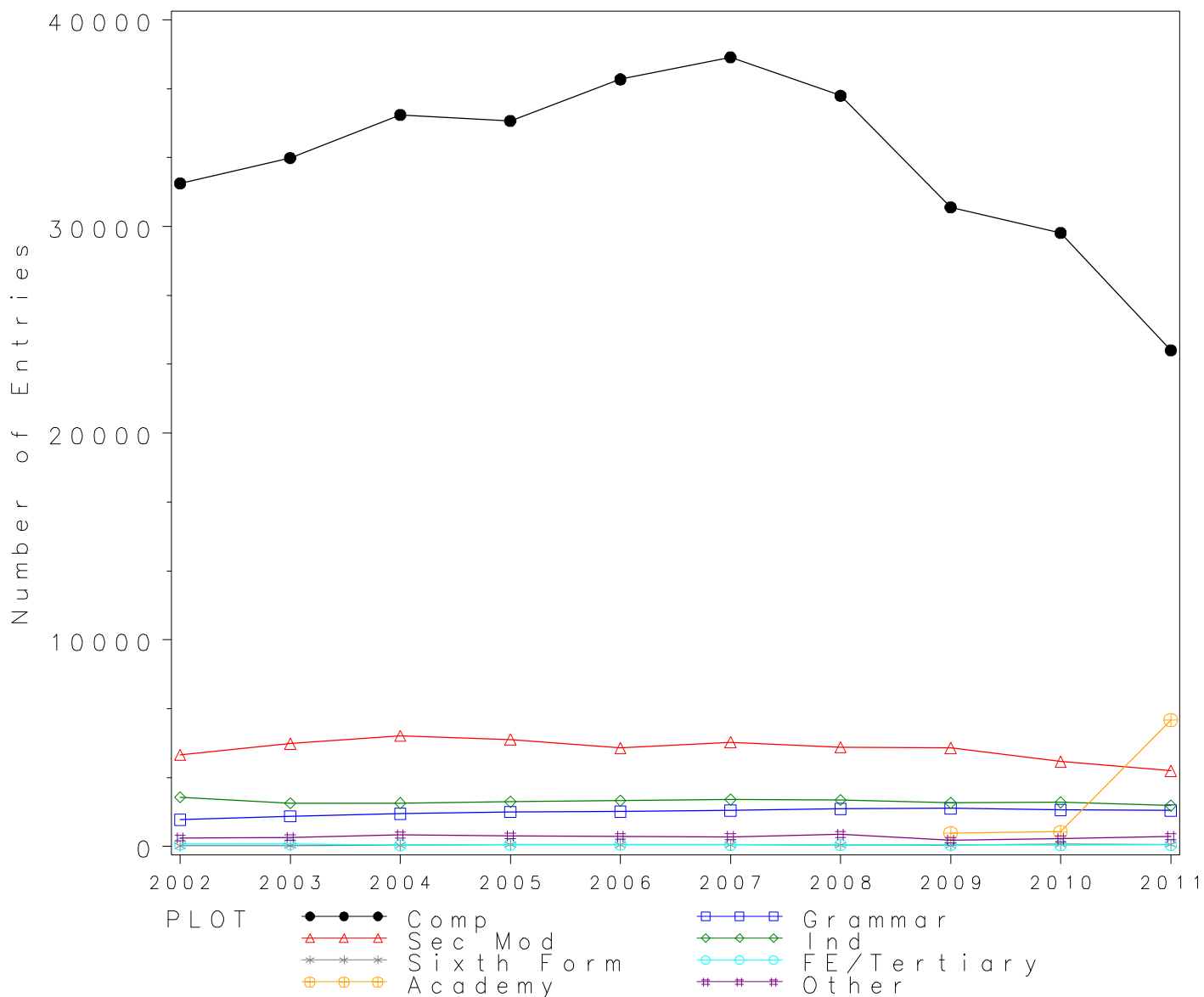
School type	2002	2003	2004	2005	2006	2007	2008	2009	2010	2011
Comprehensive	163474	163443	172765	169440	173396	169783	168795	160847	158479	128171
Grammar	16010	15863	16760	17021	17475	16679	16538	16291	16731	10973
Sec Mod	8418	8544	9446	9396	9117	9309	9259	9150	9323	7449
Independent	23897	23848	24918	25383	25722	26177	25881	24691	25798	22109
Sixth Form	139	134	172	124	81	89	110	83	112	119
FE/Tertiary	589	544	416	395	356	339	334	260	264	224
Academy	3963	6251	45738
Other	714	645	502	511	441	453	1149	624	739	1129



Numbers of GCSE entries in HOME ECONOMICS by school type 2002- 2011

School type	2002	2003	2004	2005	2006	2007	2008	2009	2010	2011
Comprehensive	32082	33312	35396	35108	37120	38189	36328	30930	29695	24004
Grammar	1291	1465	1580	1678	1683	1747	1814	1848	1768	1738
Sec Mod	4435	4978	5361	5179	4759	5047	4801	4771	4112	3661
Independent	2384	2090	2101	2156	2219	2272	2252	2115	2134	1971
Sixth Form	27	43	56	96	85	83	66	55	103	91
FE/Tertiary	106	112	63	85	97	76	65	79	67	81
Academy	634	711	6116
Other	408	438	559	521	485	470	578	306	373	472

GCSE HOME ECONOMICS Entries by school type 2002–2011



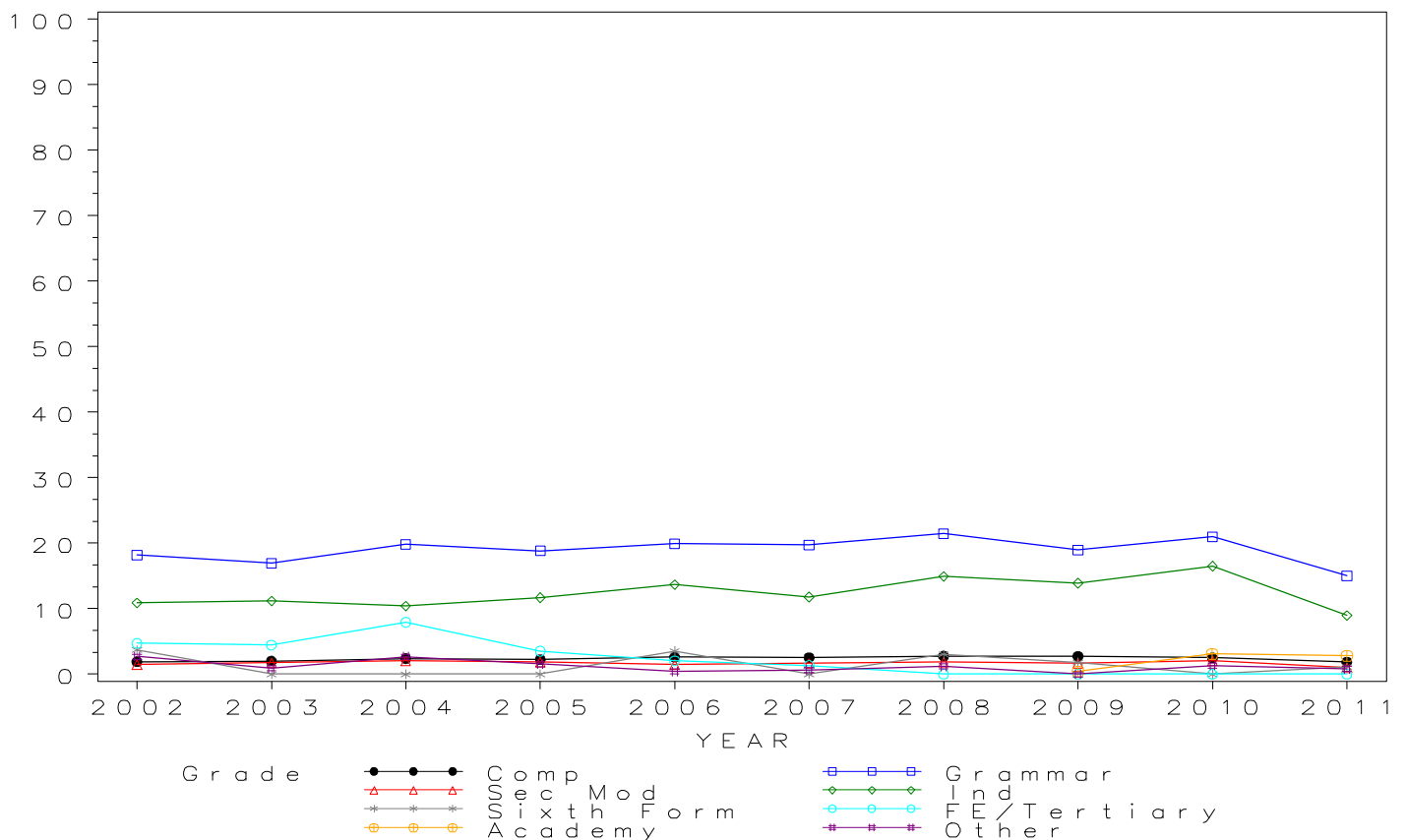
GCSE HOME ECONOMICS Grade A* by school type 2002- 2011 Cumulative Percentages

School type	2002	2003	2004	2005	2006	2007	2008	2009	2010	2011
Comprehensive	1.9	2.0	2.4	2.2	2.6	2.5	2.8	2.7	2.5	1.9
Grammar	18.2	16.9	19.8	18.8	19.9	19.7	21.4	18.9	21.0	15.0
Sec Mod	1.4	1.7	2.1	1.9	1.5	1.6	1.9	1.7	2.0	1.0
Independent	10.9	11.2	10.4	11.7	13.7	11.8	14.9	13.9	16.5	9.0
Sixth Form	3.7	0.0	0.0	0.0	3.5	0.0	3.0	1.8	0.0	1.1
FE/Tertiary	4.7	4.5	7.9	3.5	2.1	1.3	0.0	0.0	0.0	0.0
Academy	0.5	3.1	2.8
Other	2.7	0.9	2.7	1.5	0.4	0.6	1.2	0.0	1.3	0.8

Cumulative Numbers

School type	2002	2003	2004	2005	2006	2007	2008	2009	2010	2011
Comprehensive	614	670	846	789	964	967	1007	847	742	449
Grammar	235	248	313	316	335	345	389	350	371	261
Sec Mod	64	86	110	97	72	83	90	79	83	36
Independent	260	234	219	252	304	268	336	294	352	177
Sixth Form	1	0	0	0	3	0	2	1	0	1
FE/Tertiary	5	5	5	3	2	1	0	0	0	0
Academy	3	22	171
Other	11	4	15	8	2	3	7	0	5	4

Cumulative % at Grade A* by school type



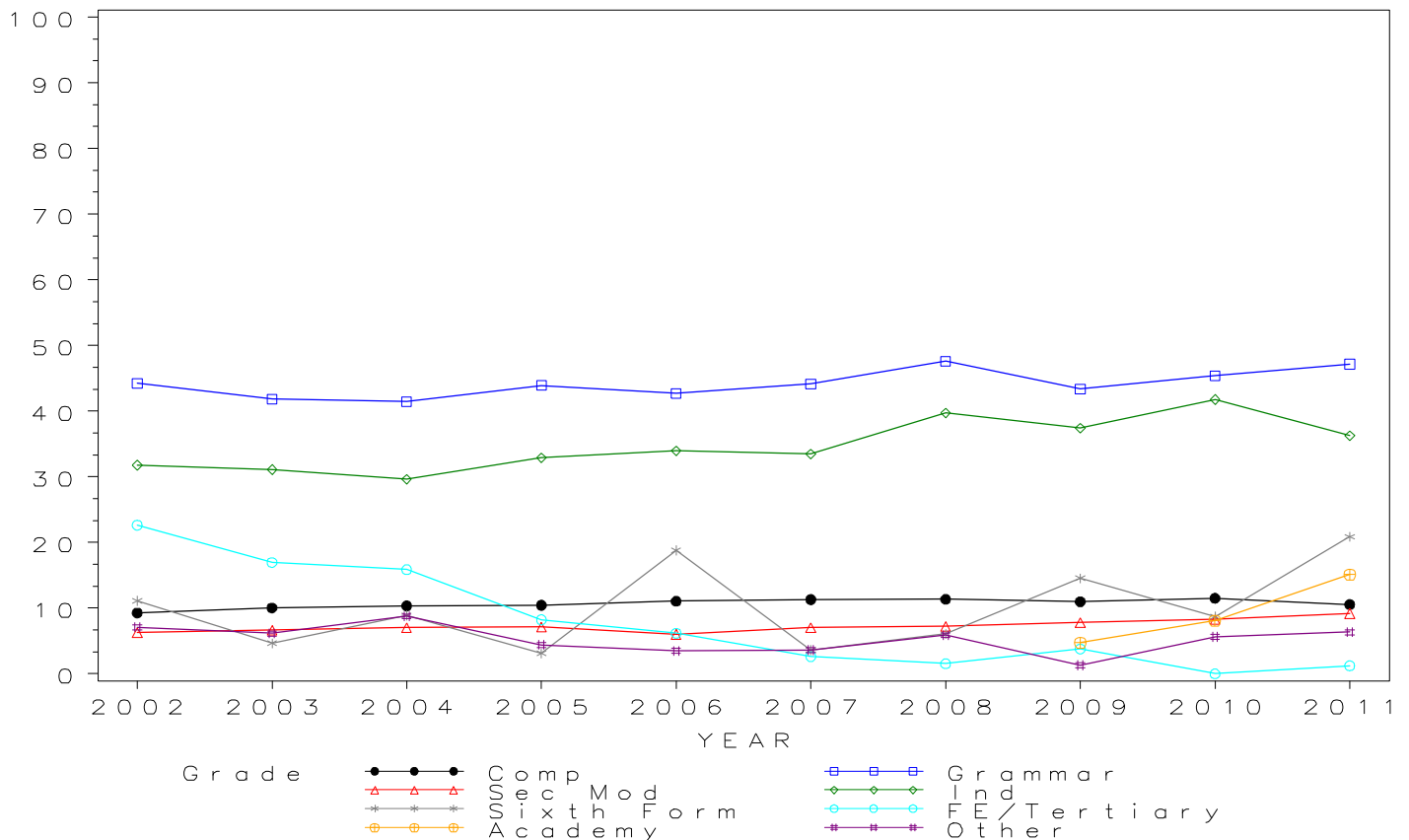
*GCSE HOME ECONOMICS Grade A by school type 2002- 2011
Cumulative Percentages*

School type	2002	2003	2004	2005	2006	2007	2008	2009	2010	2011
Comprehensive	9.3	10.0	10.4	10.5	11.1	11.3	11.4	11.0	11.5	10.6
Grammar	44.2	41.8	41.5	43.9	42.7	44.1	47.6	43.4	45.4	47.2
Sec Mod	6.2	6.7	7.0	7.1	6.0	7.0	7.2	7.8	8.3	9.2
Independent	31.8	31.1	29.6	32.9	34.0	33.5	39.7	37.4	41.8	36.3
Sixth Form	11.1	4.7	8.9	3.1	18.8	3.6	6.1	14.5	8.7	20.9
FE/Tertiary	22.6	17.0	15.9	8.2	6.2	2.6	1.5	3.8	0.0	1.2
Academy	4.7	8.2	15.1
Other	7.1	6.2	8.8	4.4	3.5	3.6	5.9	1.3	5.6	6.4

Cumulative Numbers

School type	2002	2003	2004	2005	2006	2007	2008	2009	2010	2011
Comprehensive	2977	3347	3665	3670	4106	4323	4127	3397	3419	2534
Grammar	571	613	655	737	719	771	864	802	803	820
Sec Mod	277	332	377	369	287	354	348	372	342	337
Independent	758	650	622	709	754	761	894	791	892	715
Sixth Form	3	2	5	3	16	3	4	8	9	19
FE/Tertiary	24	19	10	7	6	2	1	3	0	1
Academy	30	58	924
Other	29	27	49	23	17	17	34	4	21	30

Cumulative % at Grade A by school type



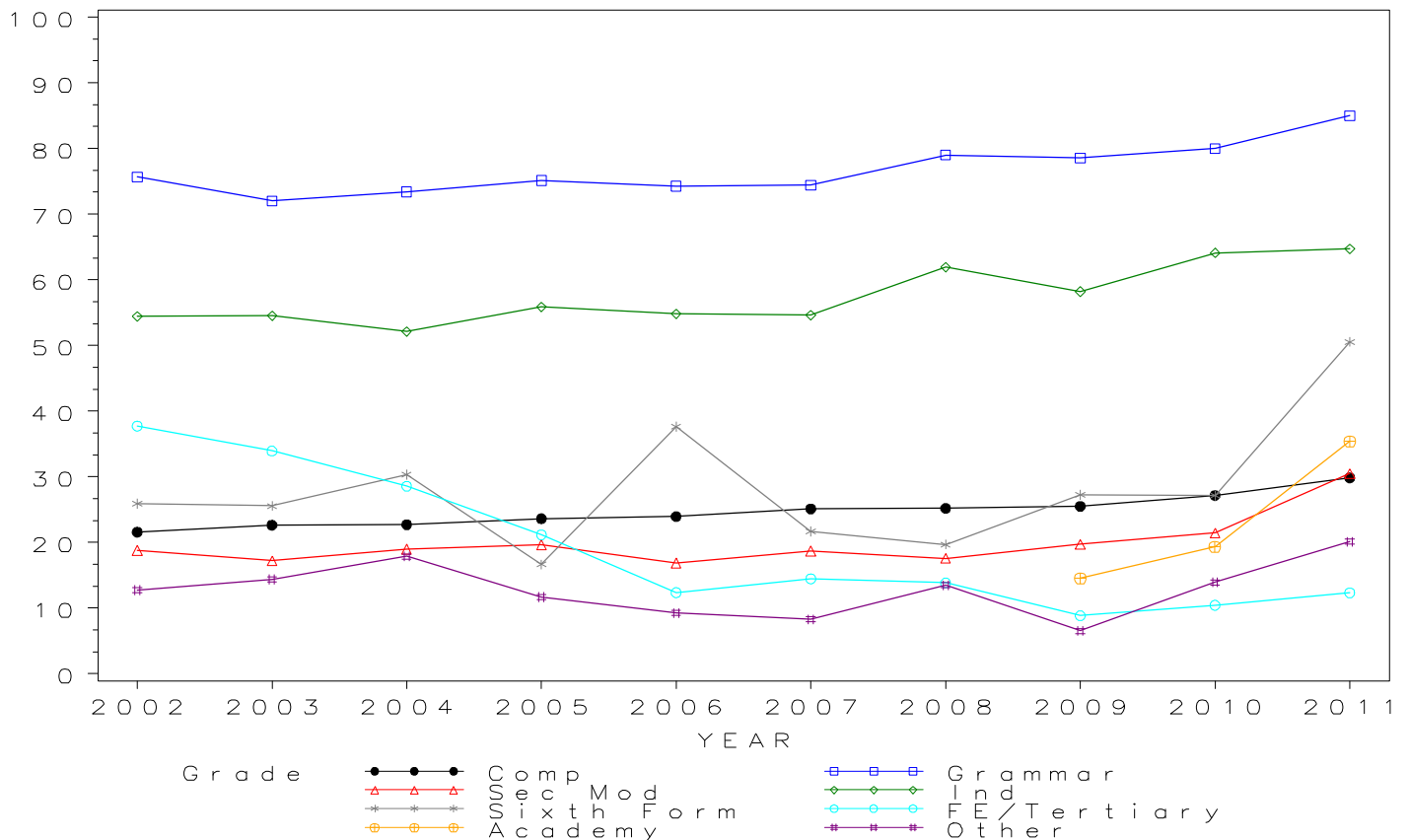
*GCSE HOME ECONOMICS Grade B by school type 2002- 2011
Cumulative Percentages*

School type	2002	2003	2004	2005	2006	2007	2008	2009	2010	2011
Comprehensive	21.6	22.6	22.7	23.6	24.0	25.1	25.2	25.5	27.2	29.9
Grammar	75.7	72.0	73.4	75.1	74.3	74.4	79.0	78.6	80.0	85.0
Sec Mod	18.8	17.2	19.0	19.7	16.9	18.7	17.6	19.7	21.4	30.5
Independent	54.4	54.5	52.1	55.9	54.8	54.6	61.9	58.2	64.1	64.7
Sixth Form	25.9	25.6	30.4	16.7	37.6	21.7	19.7	27.3	27.2	50.5
FE/Tertiary	37.7	33.9	28.6	21.2	12.4	14.5	13.8	8.9	10.4	12.3
Academy	14.5	19.4	35.4
Other	12.7	14.4	17.9	11.7	9.3	8.3	13.5	6.5	13.9	20.1

Cumulative Numbers

School type	2002	2003	2004	2005	2006	2007	2008	2009	2010	2011
Comprehensive	6927	7545	8043	8297	8891	9593	9156	7888	8066	7166
Grammar	977	1055	1160	1261	1250	1300	1433	1452	1414	1477
Sec Mod	835	857	1018	1019	803	944	844	940	882	1116
Independent	1297	1139	1095	1205	1216	1241	1394	1231	1368	1275
Sixth Form	7	11	17	16	32	18	13	15	28	46
FE/Tertiary	40	38	18	18	12	11	9	7	7	10
Academy	92	138	2165
Other	52	63	100	61	45	39	78	20	52	95

Cumulative % at Grade B by school type

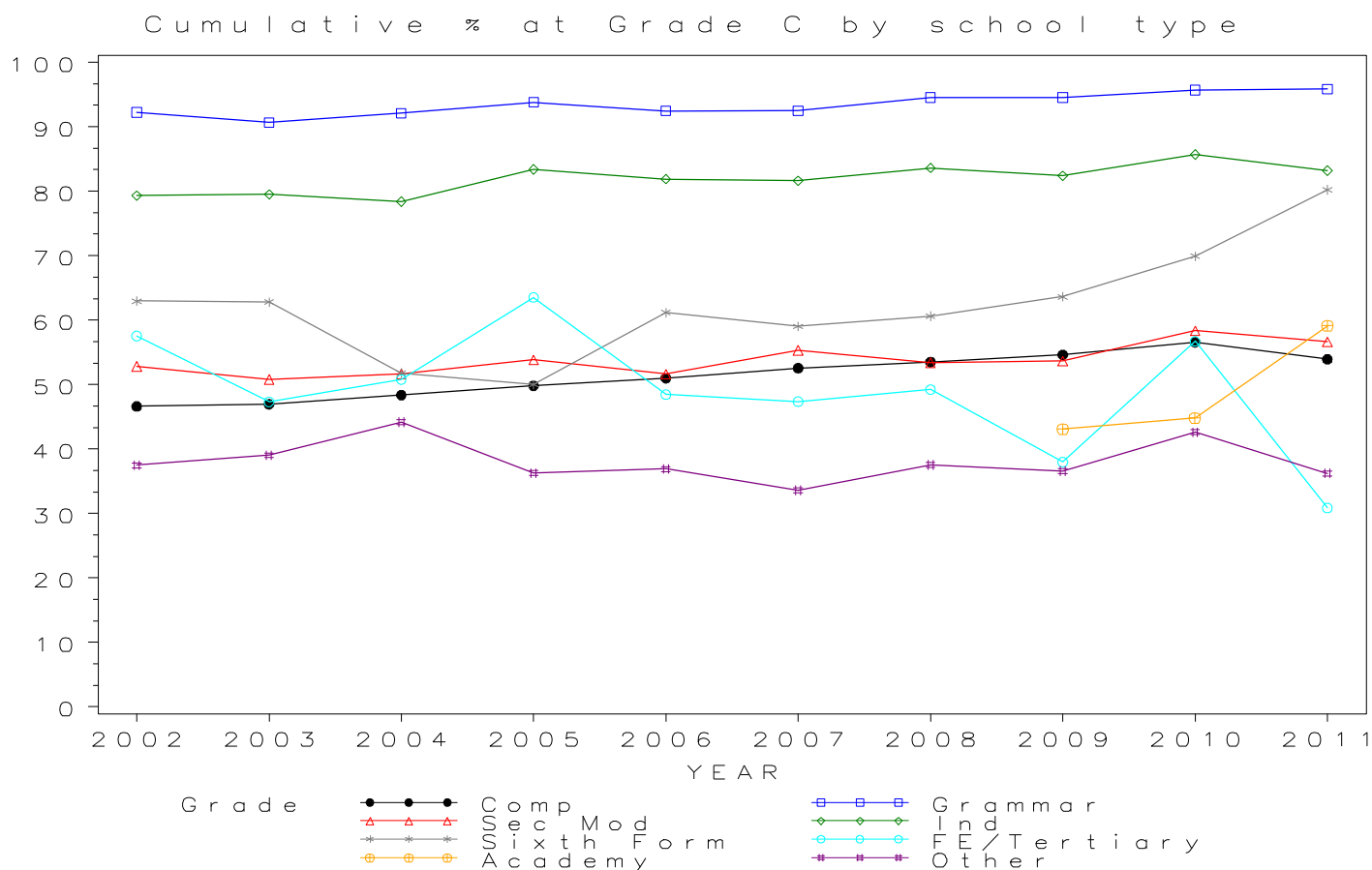


GCSE HOME ECONOMICS Grade C by school type 2002- 2011 Cumulative Percentages

School type	2002	2003	2004	2005	2006	2007	2008	2009	2010	2011
Comprehensive	46.6	47.0	48.4	49.8	51.0	52.6	53.5	54.6	56.6	53.9
Grammar	92.3	90.6	92.1	93.8	92.5	92.5	94.5	94.5	95.7	95.9
Sec Mod	52.9	50.8	51.7	53.9	51.6	55.3	53.4	53.6	58.4	56.7
Independent	79.3	79.5	78.4	83.4	81.9	81.6	83.6	82.4	85.7	83.2
Sixth Form	63.0	62.8	51.8	50.0	61.2	59.0	60.6	63.6	69.9	80.2
FE/Tertiary	57.5	47.3	50.8	63.5	48.5	47.4	49.2	38.0	56.7	30.9
Academy	43.1	44.9	59.1
Other	37.5	39.0	44.2	36.3	36.9	33.6	37.5	36.6	42.6	36.2

Cumulative Numbers

School type	2002	2003	2004	2005	2006	2007	2008	2009	2010	2011
Comprehensive	14960	15643	17121	17491	18928	20070	19433	16893	16799	12947
Grammar	1191	1328	1455	1574	1556	1616	1715	1747	1692	1666
Sec Mod	2344	2529	2770	2789	2457	2792	2564	2559	2400	2074
Independent	1891	1662	1647	1798	1817	1854	1883	1743	1829	1640
Sixth Form	17	27	29	48	52	49	40	35	72	73
FE/Tertiary	61	53	32	54	47	36	32	30	38	25
Academy	273	319	3615
Other	153	171	247	189	179	158	217	112	159	171

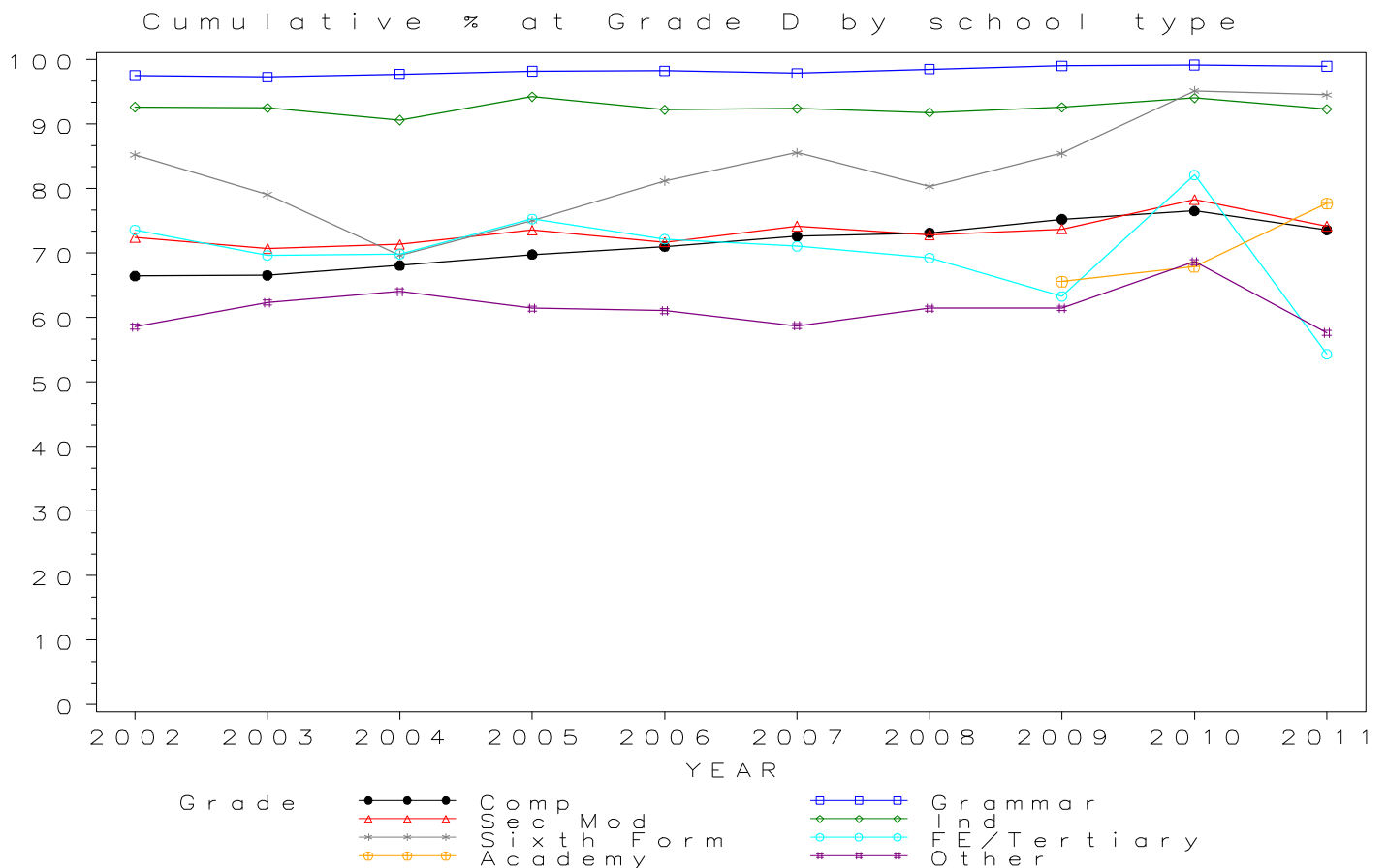


*GCSE HOME ECONOMICS Grade D by school type 2002- 2011
Cumulative Percentages*

School type	2002	2003	2004	2005	2006	2007	2008	2009	2010	2011
Comprehensive	66.4	66.5	68.1	69.8	71.0	72.6	73.1	75.2	76.5	73.6
Grammar	97.5	97.3	97.7	98.2	98.3	97.9	98.5	99.0	99.2	99.0
Sec Mod	72.4	70.7	71.3	73.5	71.7	74.2	72.8	73.7	78.3	74.2
Independent	92.6	92.5	90.6	94.2	92.2	92.4	91.8	92.6	94.0	92.3
Sixth Form	85.2	79.1	69.6	75.0	81.2	85.5	80.3	85.5	95.1	94.5
FE/Tertiary	73.6	69.6	69.8	75.3	72.2	71.1	69.2	63.3	82.1	54.3
Academy	65.6	67.9	77.7
Other	58.6	62.3	64.0	61.4	61.0	58.7	61.4	61.4	68.6	57.6

Cumulative Numbers

School type	2002	2003	2004	2005	2006	2007	2008	2009	2010	2011
Comprehensive	21313	22169	24089	24496	26359	27728	26569	23268	22724	17662
Grammar	1259	1425	1544	1648	1654	1710	1787	1830	1753	1720
Sec Mod	3213	3520	3824	3809	3412	3743	3496	3517	3220	2716
Independent	2208	1933	1904	2031	2046	2099	2067	1958	2006	1819
Sixth Form	23	34	39	72	69	71	53	47	98	86
FE/Tertiary	78	78	44	64	70	54	45	50	55	44
Academy	416	483	4752
Other	239	273	358	320	296	276	355	188	256	272

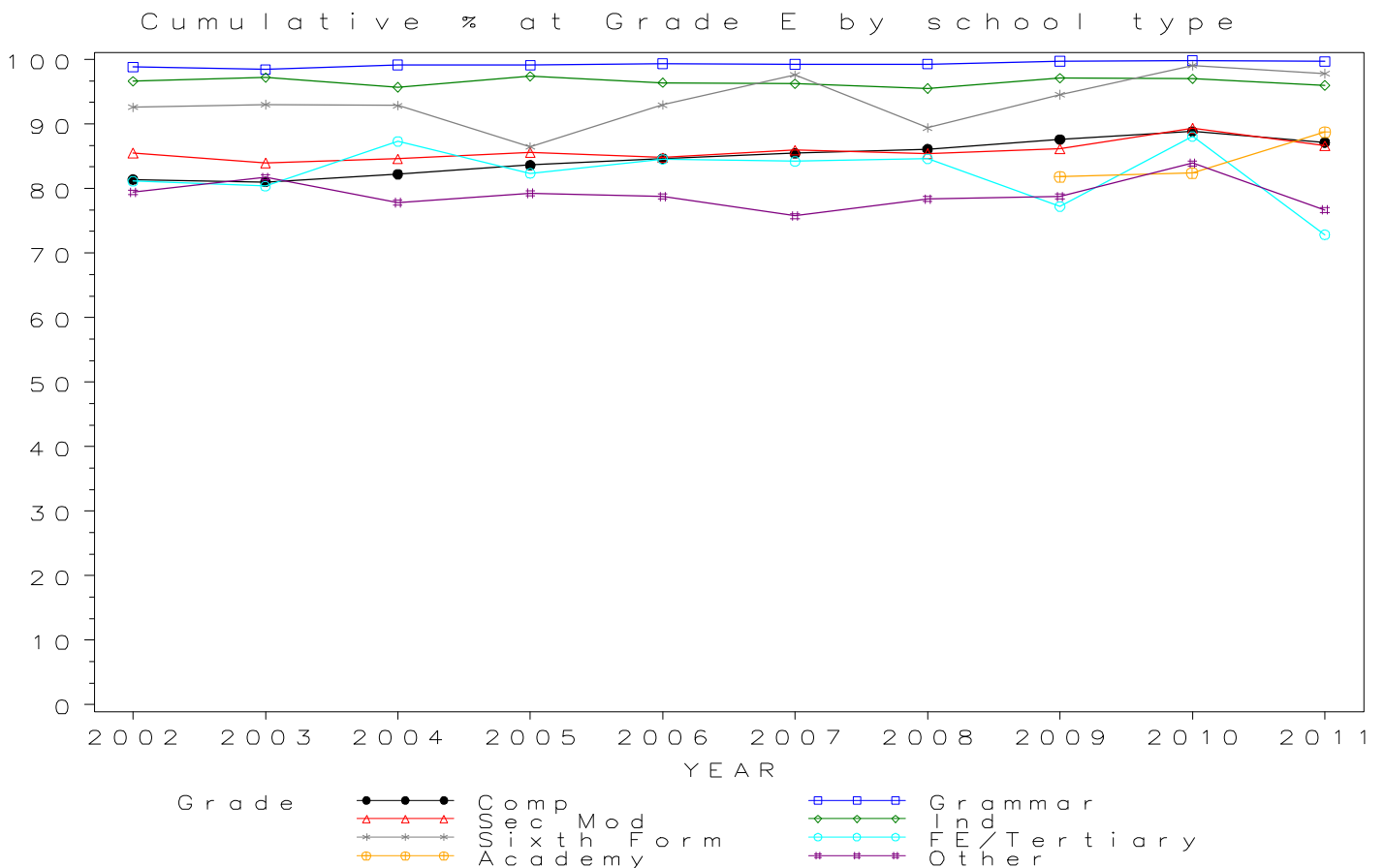


*GCSE HOME ECONOMICS Grade E by school type 2002- 2011
Cumulative Percentages*

School type	2002	2003	2004	2005	2006	2007	2008	2009	2010	2011
Comprehensive	81.4	81.0	82.2	83.6	84.6	85.5	86.1	87.6	88.8	87.1
Grammar	98.8	98.4	99.2	99.1	99.3	99.3	99.3	99.7	99.8	99.7
Sec Mod	85.5	84.0	84.6	85.6	84.8	86.0	85.4	86.1	89.4	86.6
Independent	96.6	97.2	95.7	97.4	96.4	96.2	95.5	97.1	97.0	96.0
Sixth Form	92.6	93.0	92.9	86.5	92.9	97.6	89.4	94.5	99.0	97.8
FE/Tertiary	81.1	80.4	87.3	82.4	84.5	84.2	84.6	77.2	88.1	72.8
Academy	81.9	82.4	88.8
Other	79.4	81.7	77.8	79.3	78.8	75.7	78.4	78.8	83.9	76.7

Cumulative Numbers

School type	2002	2003	2004	2005	2006	2007	2008	2009	2010	2011
Comprehensive	26113	26988	29099	29357	31419	32634	31282	27098	26382	20917
Grammar	1276	1442	1567	1663	1672	1734	1801	1843	1765	1733
Sec Mod	3792	4180	4535	4433	4035	4338	4101	4110	3675	3171
Independent	2303	2031	2011	2100	2139	2186	2151	2054	2070	1892
Sixth Form	25	40	52	83	79	81	59	52	102	89
FE/Tertiary	86	90	55	70	82	64	55	61	59	59
Academy	519	586	5431
Other	324	358	435	413	382	356	453	241	313	362

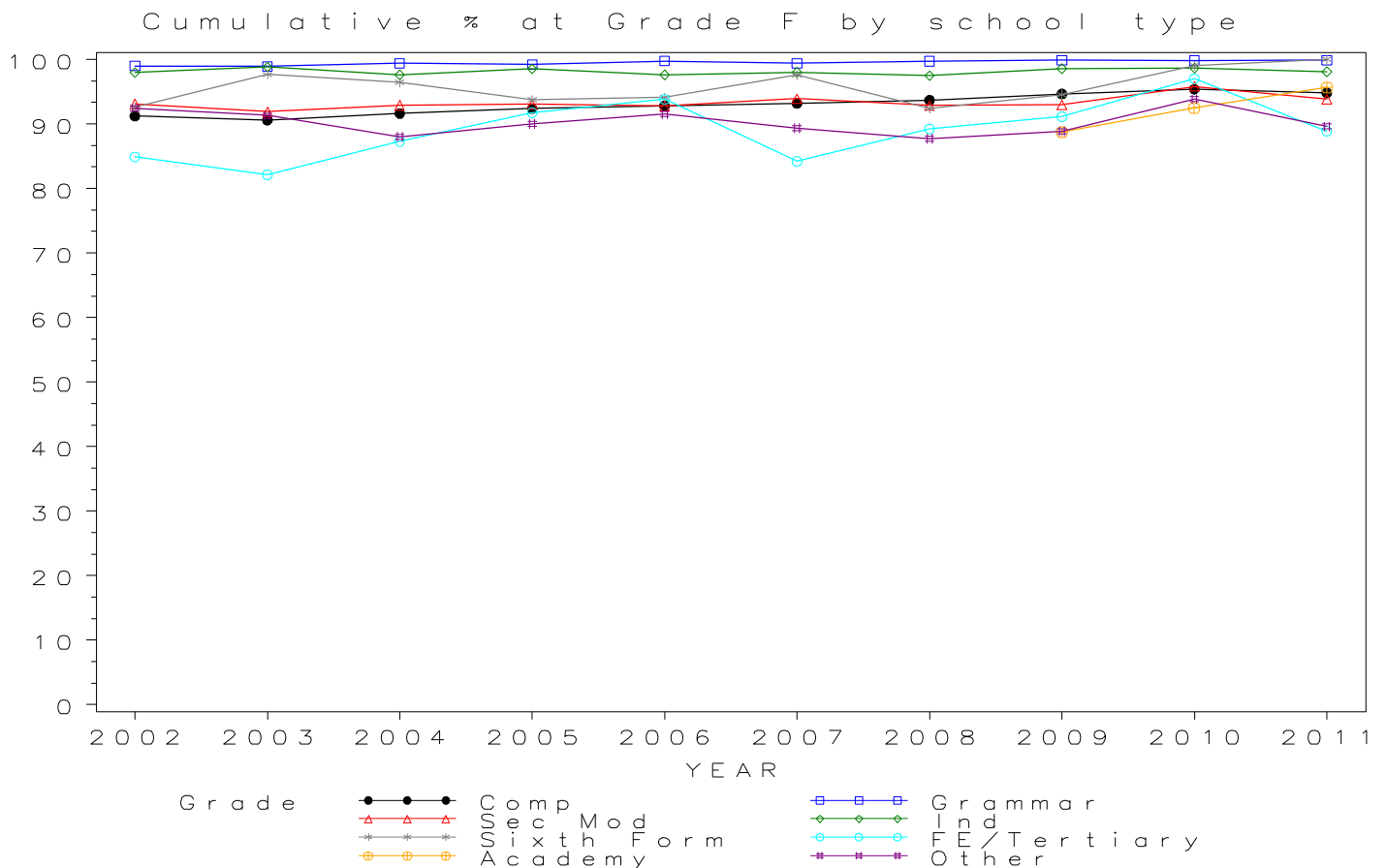


*GCSE HOME ECONOMICS Grade F by school type 2002- 2011
Cumulative Percentages*

School type	2002	2003	2004	2005	2006	2007	2008	2009	2010	2011
Comprehensive	91.2	90.6	91.6	92.4	92.8	93.2	93.7	94.7	95.4	94.8
Grammar	99.0	98.9	99.4	99.2	99.8	99.4	99.7	99.9	99.8	99.9
Sec Mod	93.1	91.9	92.9	93.1	92.8	93.9	92.9	93.0	95.8	93.8
Independent	98.0	98.8	97.6	98.5	97.6	98.0	97.5	98.6	98.7	98.1
Sixth Form	92.6	97.7	96.4	93.8	94.1	97.6	92.4	94.5	99.0	100.0
FE/Tertiary	84.9	82.1	87.3	91.8	93.8	84.2	89.2	91.1	97.0	88.9
Academy	88.8	92.5	95.7
Other	92.4	91.3	88.0	90.0	91.5	89.4	87.7	88.9	93.8	89.6

Cumulative Numbers

School type	2002	2003	2004	2005	2006	2007	2008	2009	2010	2011
Comprehensive	29270	30178	32433	32433	34453	35597	34039	29278	28328	22765
Grammar	1278	1449	1571	1665	1679	1737	1809	1846	1765	1736
Sec Mod	4129	4574	4981	4820	4417	4740	4458	4436	3940	3435
Independent	2336	2065	2051	2124	2166	2227	2196	2085	2106	1934
Sixth Form	25	42	54	90	80	81	61	52	102	91
FE/Tertiary	90	92	55	78	91	64	58	72	65	72
Academy	563	658	5853
Other	377	400	492	469	444	420	507	272	350	423

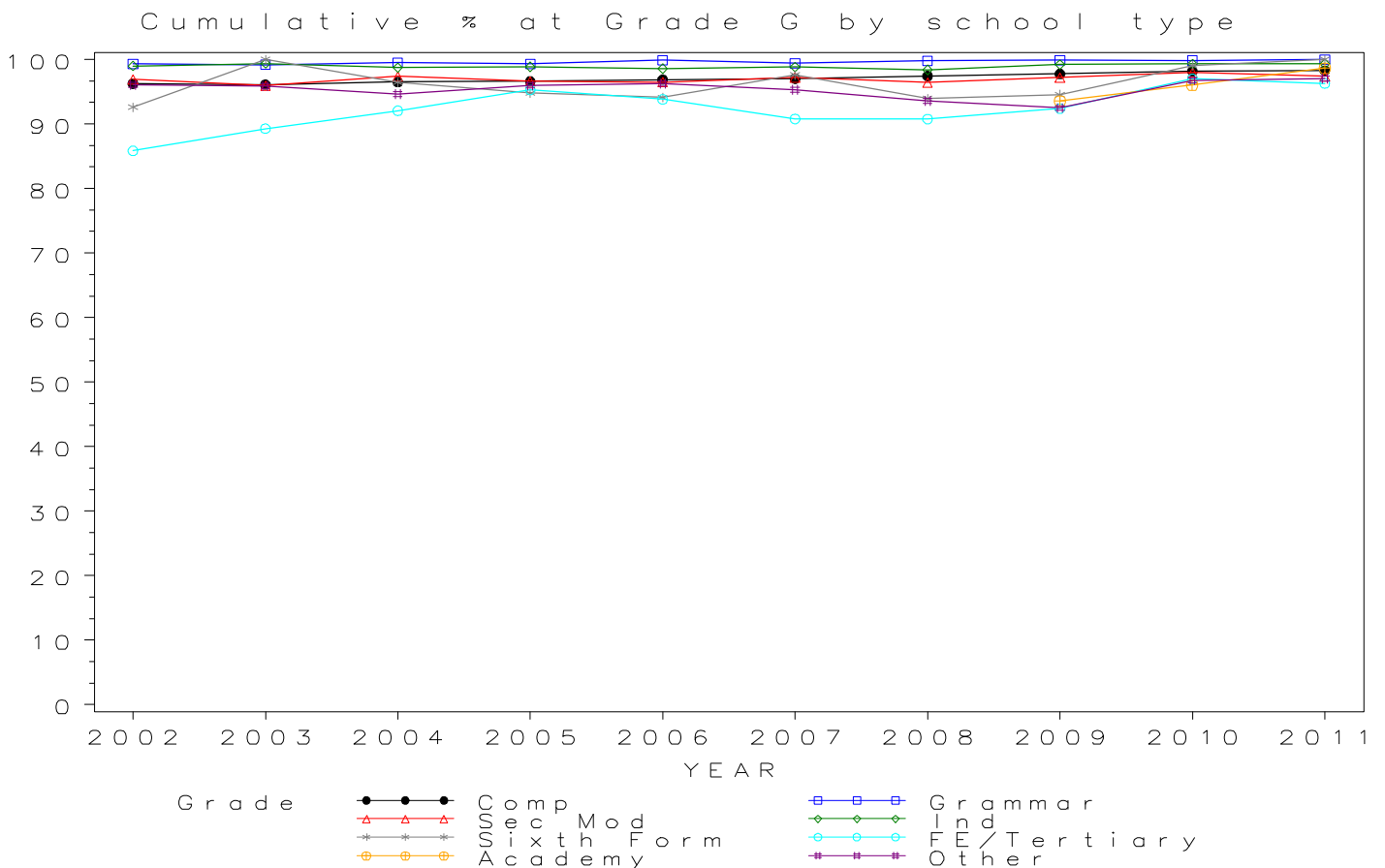


*GCSE HOME ECONOMICS Grade G by school type 2002- 2011
Cumulative Percentages*

School type	2002	2003	2004	2005	2006	2007	2008	2009	2010	2011
Comprehensive	96.3	96.1	96.5	96.6	96.9	97.0	97.4	97.8	98.2	98.3
Grammar	99.3	99.2	99.5	99.3	99.9	99.4	99.8	99.9	99.8	100.0
Sec Mod	96.9	96.0	97.4	96.6	96.5	97.2	96.4	97.2	98.0	97.4
Independent	99.0	99.4	98.7	98.9	98.6	98.8	98.4	99.2	99.3	99.3
Sixth Form	92.6	100.0	96.4	94.8	94.1	97.6	93.9	94.5	99.0	100.0
FE/Tertiary	85.8	89.3	92.1	95.3	93.8	90.8	90.8	92.4	97.0	96.3
Academy	93.5	96.1	98.7
Other	96.1	95.9	94.6	96.0	96.3	95.3	93.6	92.5	96.8	97.0

Cumulative Numbers

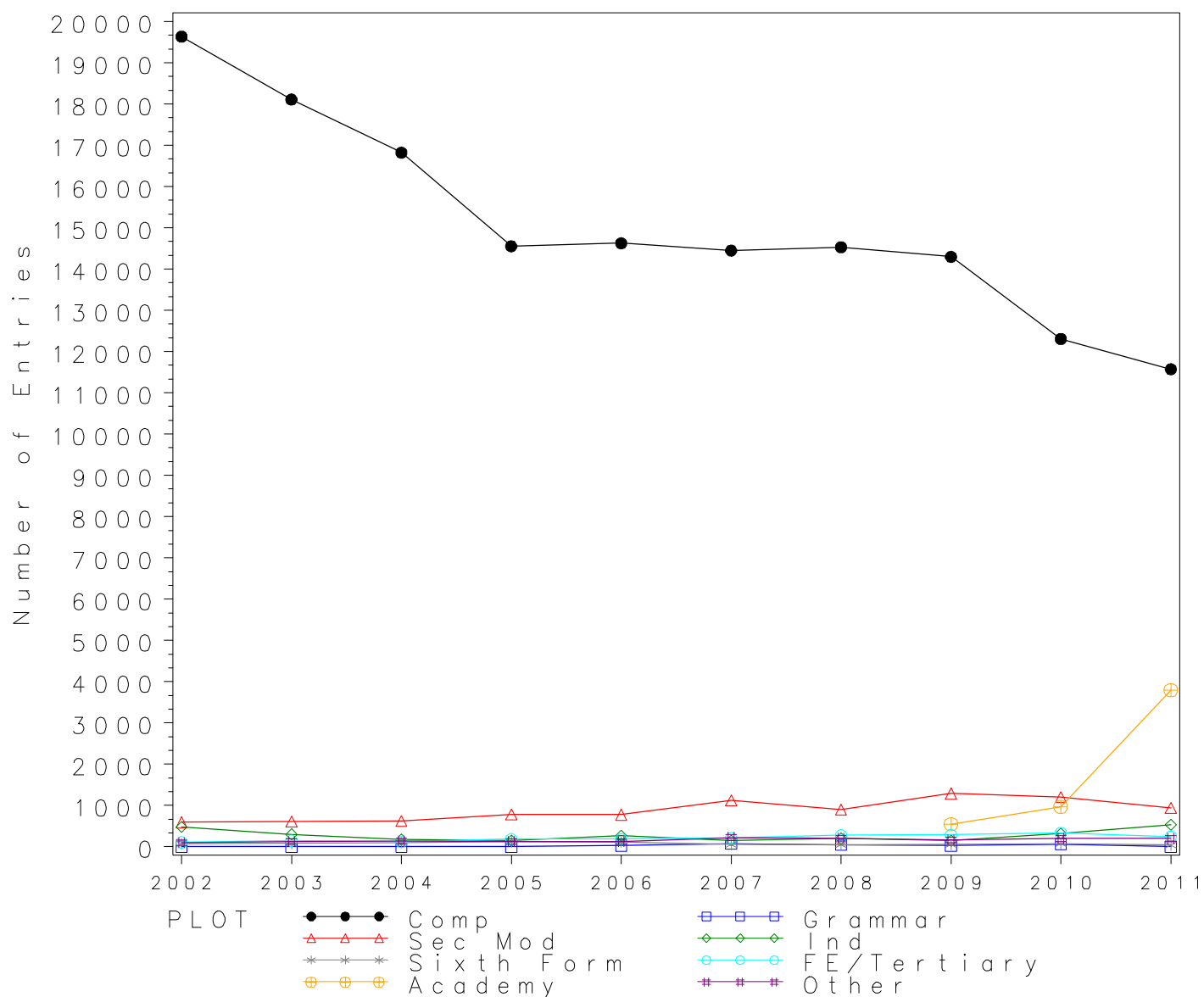
School type	2002	2003	2004	2005	2006	2007	2008	2009	2010	2011
Comprehensive	30881	32016	34158	33917	35961	37057	35394	30238	29150	23586
Grammar	1282	1453	1572	1666	1681	1737	1810	1846	1765	1738
Sec Mod	4298	4777	5220	5004	4592	4907	4629	4636	4030	3565
Independent	2360	2077	2074	2132	2188	2245	2216	2098	2119	1957
Sixth Form	25	43	54	91	80	81	62	52	102	91
FE/Tertiary	91	100	58	81	91	69	59	73	65	78
Academy	593	683	6036
Other	392	420	529	500	467	448	541	283	361	458



Numbers of GCSE entries in HUMANITIES by school type 2002-2011

School type	2002	2003	2004	2005	2006	2007	2008	2009	2010	2011
Comprehensive	19633	18110	16822	14553	14626	14448	14530	14297	12305	11573
Grammar	0	0	0	0	29	76	47	27	63	0
Sec Mod	595	612	626	785	781	1128	903	1291	1204	942
Independent	482	301	174	144	265	154	202	145	322	535
Sixth Form	70	81	101	118	113	56	47	58	72	44
FE/Tertiary	107	147	119	186	183	209	277	289	339	243
Academy	550	971	3797
Other	99	125	139	125	128	222	208	168	202	196

GCSE HUMANITIES Entries by school type 2002–2011



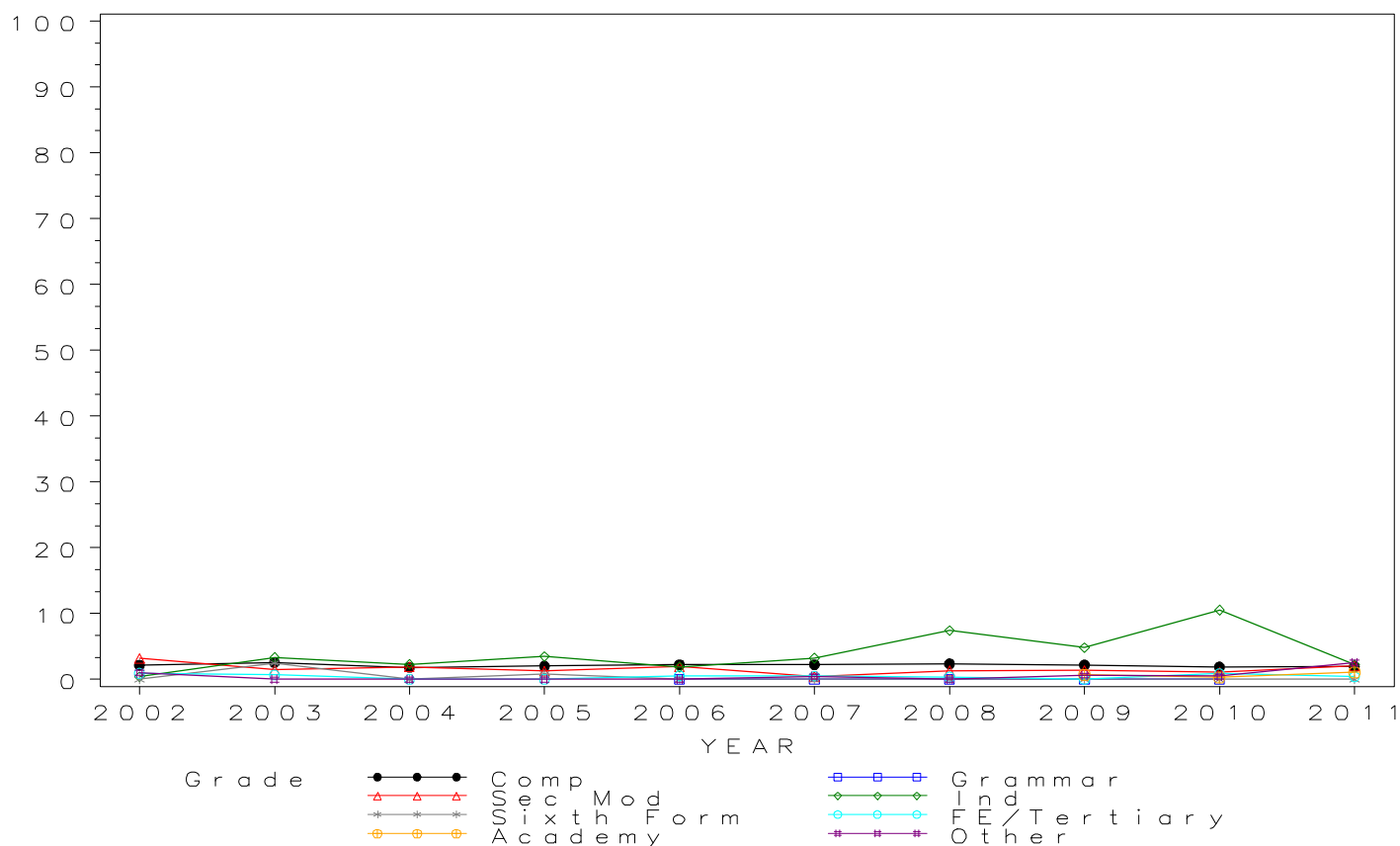
GCSE HUMANITIES Grade A* by school type 2002-2011 Cumulative Percentages

School type	2002	2003	2004	2005	2006	2007	2008	2009	2010	2011
Comprehensive	2.2	2.5	1.8	2.0	2.2	2.2	2.4	2.2	1.9	1.9
Grammar	0.0	0.0	0.0	0.0	0.0	.
Sec Mod	3.2	1.5	1.9	1.3	1.9	0.4	1.3	1.4	1.1	2.0
Independent	0.4	3.3	2.3	3.5	1.9	3.2	7.4	4.8	10.6	2.2
Sixth Form	0.0	2.5	0.0	0.8	0.0	0.0	0.0	0.0	0.0	0.0
FE/Tertiary	0.9	0.7	0.0	0.0	0.5	0.5	0.4	0.0	0.9	0.4
Academy	0.7	0.3	1.1
Other	1.0	0.0	0.0	0.0	0.0	0.5	0.0	0.6	0.5	2.6

Cumulative Numbers

School type	2002	2003	2004	2005	2006	2007	2008	2009	2010	2011
Comprehensive	426	461	306	295	328	324	345	315	234	223
Grammar	0	0	0	0	0	0	0	0	0	0
Sec Mod	19	9	12	10	15	5	12	18	13	19
Independent	2	10	4	5	5	5	15	7	34	12
Sixth Form	0	2	0	1	0	0	0	0	0	0
FE/Tertiary	1	1	0	0	1	1	1	0	3	1
Academy	4	3	42
Other	1	0	0	0	0	1	0	1	1	5

Cumulative % at Grade A* by school type



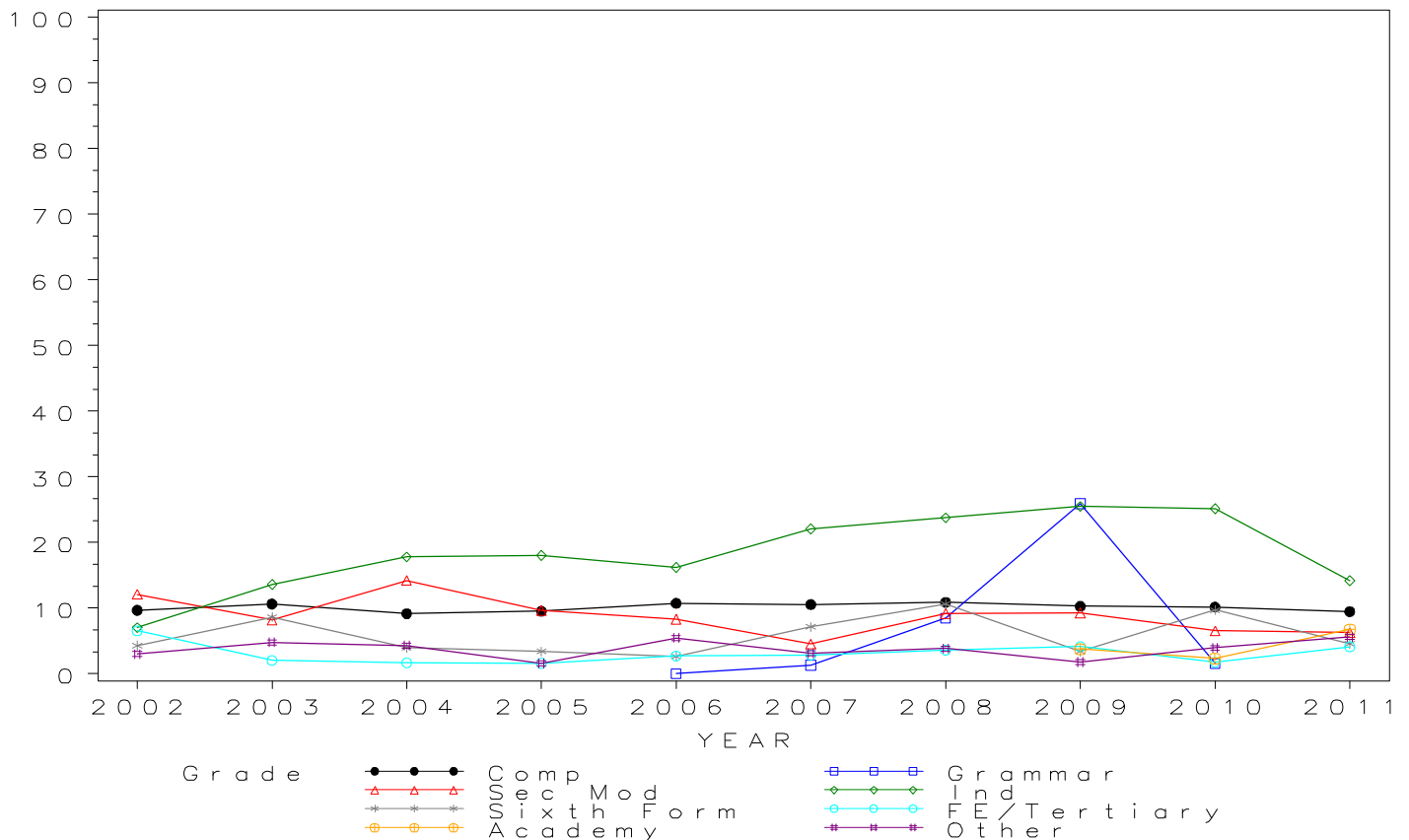
*GCSE HUMANITIES Grade A by school type 2002- 2011
Cumulative Percentages*

School type	2002	2003	2004	2005	2006	2007	2008	2009	2010	2011
Comprehensive	9.7	10.6	9.2	9.5	10.8	10.6	10.9	10.3	10.2	9.5
Grammar	0.0	1.3	8.5	25.9	1.6	.
Sec Mod	12.1	8.2	14.2	9.7	8.3	4.5	9.2	9.3	6.6	6.3
Independent	7.1	13.6	17.8	18.1	16.2	22.1	23.8	25.5	25.2	14.2
Sixth Form	4.3	8.6	4.0	3.4	2.7	7.1	10.6	3.4	9.7	4.5
FE/Tertiary	6.5	2.0	1.7	1.6	2.7	2.9	3.6	4.2	1.8	4.1
Academy	3.8	2.4	6.8
Other	3.0	4.8	4.3	1.6	5.5	3.2	3.8	1.8	4.0	5.6

Cumulative Numbers

School type	2002	2003	2004	2005	2006	2007	2008	2009	2010	2011
Comprehensive	1900	1927	1541	1388	1573	1525	1584	1472	1253	1097
Grammar	0	0	0	0	0	1	4	7	1	0
Sec Mod	72	50	89	76	65	51	83	120	79	59
Independent	34	41	31	26	43	34	48	37	81	76
Sixth Form	3	7	4	4	3	4	5	2	7	2
FE/Tertiary	7	3	2	3	5	6	10	12	6	10
Academy	21	23	258
Other	3	6	6	2	7	7	8	3	8	11

Cumulative % at Grade A by school type



GCSE HUMANITIES Grade B by school type 2002- 2011

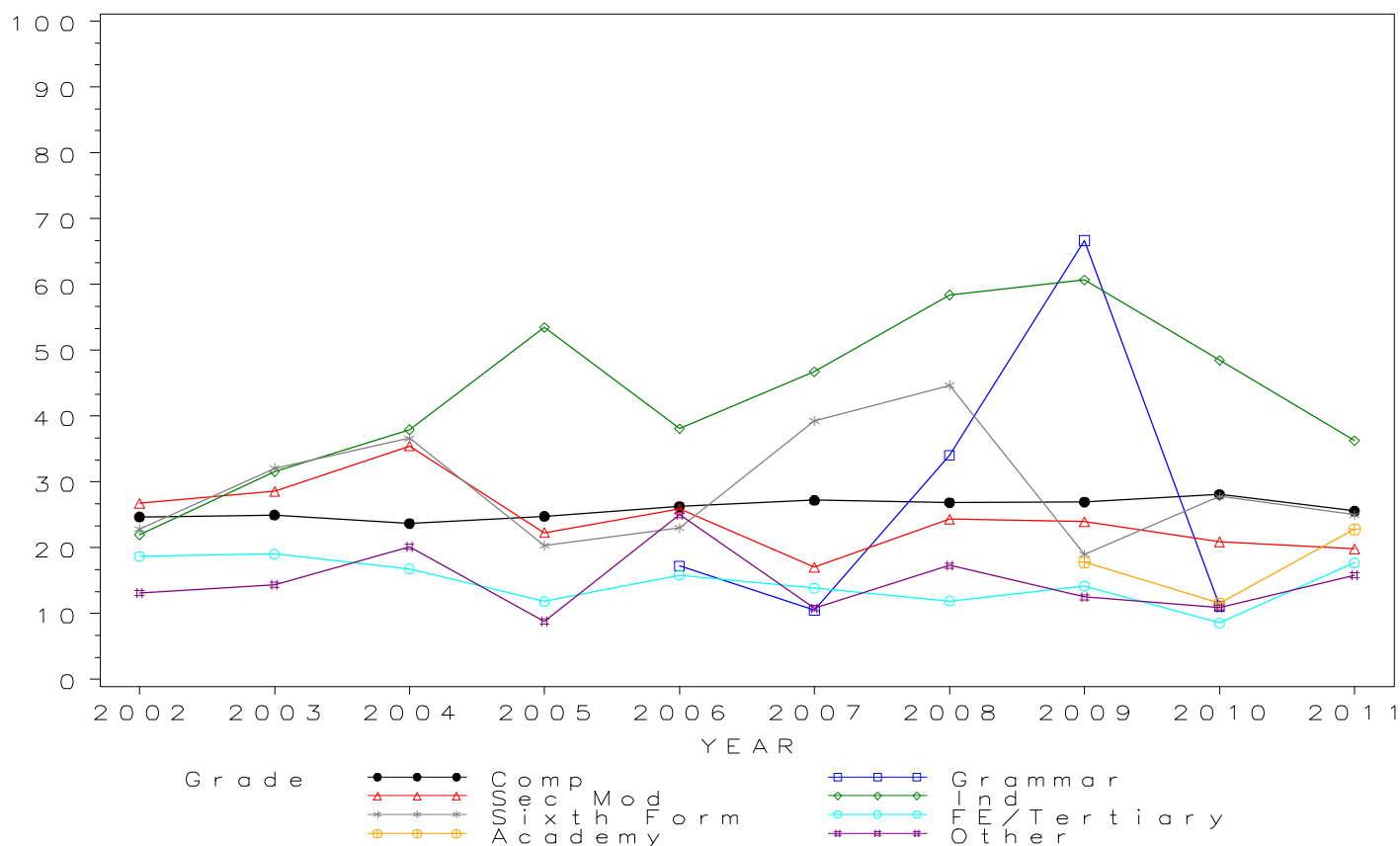
Cumulative Percentages

School type	2002	2003	2004	2005	2006	2007	2008	2009	2010	2011
Comprehensive	24.7	25.0	23.7	24.8	26.3	27.2	26.9	26.9	28.1	25.6
Grammar	17.2	10.5	34.0	66.7	11.1	.
Sec Mod	26.7	28.6	35.5	22.3	25.9	17.0	24.4	23.9	20.9	19.9
Independent	22.0	31.6	37.9	53.5	38.1	46.8	58.4	60.7	48.4	36.3
Sixth Form	22.9	32.1	36.6	20.3	23.0	39.3	44.7	19.0	27.8	25.0
FE/Tertiary	18.7	19.0	16.8	11.8	15.8	13.9	11.9	14.2	8.6	17.7
Academy	17.8	11.5	22.8
Other	13.1	14.4	20.1	8.8	25.0	10.8	17.3	12.5	10.9	15.8

Cumulative Numbers

School type	2002	2003	2004	2005	2006	2007	2008	2009	2010	2011
Comprehensive	4846	4522	3984	3607	3843	3930	3902	3853	3459	2959
Grammar	0	0	0	0	5	8	16	18	7	0
Sec Mod	159	175	222	175	202	192	220	309	252	187
Independent	106	95	66	77	101	72	118	88	156	194
Sixth Form	16	26	37	24	26	22	21	11	20	11
FE/Tertiary	20	28	20	22	29	29	33	41	29	43
Academy	98	112	866
Other	13	18	28	11	32	24	36	21	22	31

Cumulative % at Grade B by school type



GCSE HUMANITIES Grade C by school type 2002- 2011

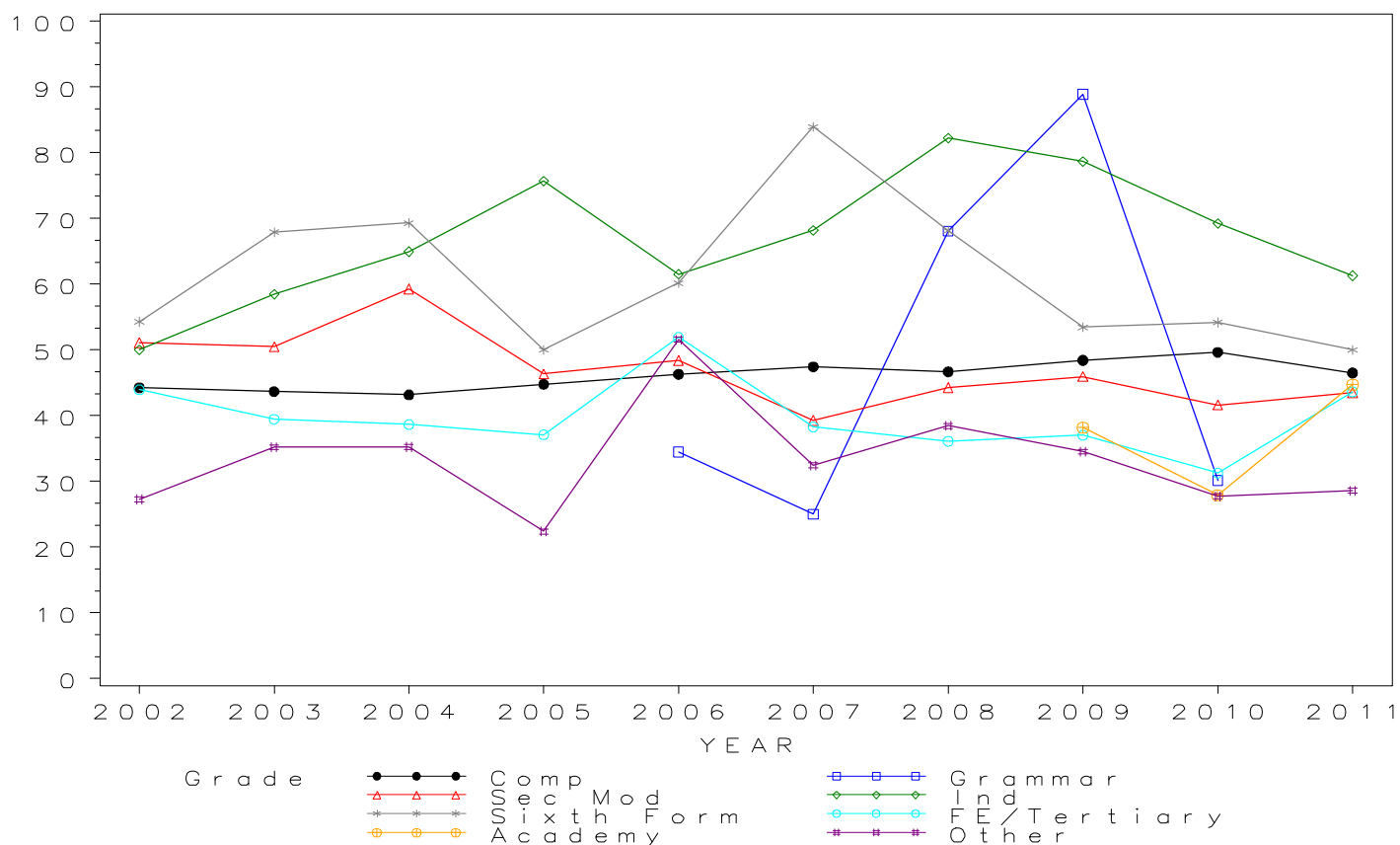
Cumulative Percentages

School type	2002	2003	2004	2005	2006	2007	2008	2009	2010	2011
Comprehensive	44.2	43.7	43.2	44.8	46.3	47.4	46.7	48.4	49.6	46.5
Grammar	34.5	25.0	68.1	88.9	30.2	.
Sec Mod	51.1	50.5	59.3	46.4	48.4	39.3	44.3	45.9	41.6	43.5
Independent	50.0	58.5	64.9	75.7	61.5	68.2	82.2	78.6	69.3	61.3
Sixth Form	54.3	67.9	69.3	50.0	60.2	83.9	68.1	53.4	54.2	50.0
FE/Tertiary	43.9	39.5	38.7	37.1	51.9	38.3	36.1	37.0	31.3	43.6
Academy	38.2	27.9	44.7
Other	27.3	35.2	35.3	22.4	51.6	32.4	38.5	34.5	27.7	28.6

Cumulative Numbers

School type	2002	2003	2004	2005	2006	2007	2008	2009	2010	2011
Comprehensive	8686	7907	7262	6516	6770	6853	6782	6922	6108	5380
Grammar	0	0	0	0	10	19	32	24	19	0
Sec Mod	304	309	371	364	378	443	400	593	501	410
Independent	241	176	113	109	163	105	166	114	223	328
Sixth Form	38	55	70	59	68	47	32	31	39	22
FE/Tertiary	47	58	46	69	95	80	100	107	106	106
Academy	210	271	1697
Other	27	44	49	28	66	72	80	58	56	56

Cumulative % at Grade C by school type



GCSE HUMANITIES Grade D by school type 2002- 2011

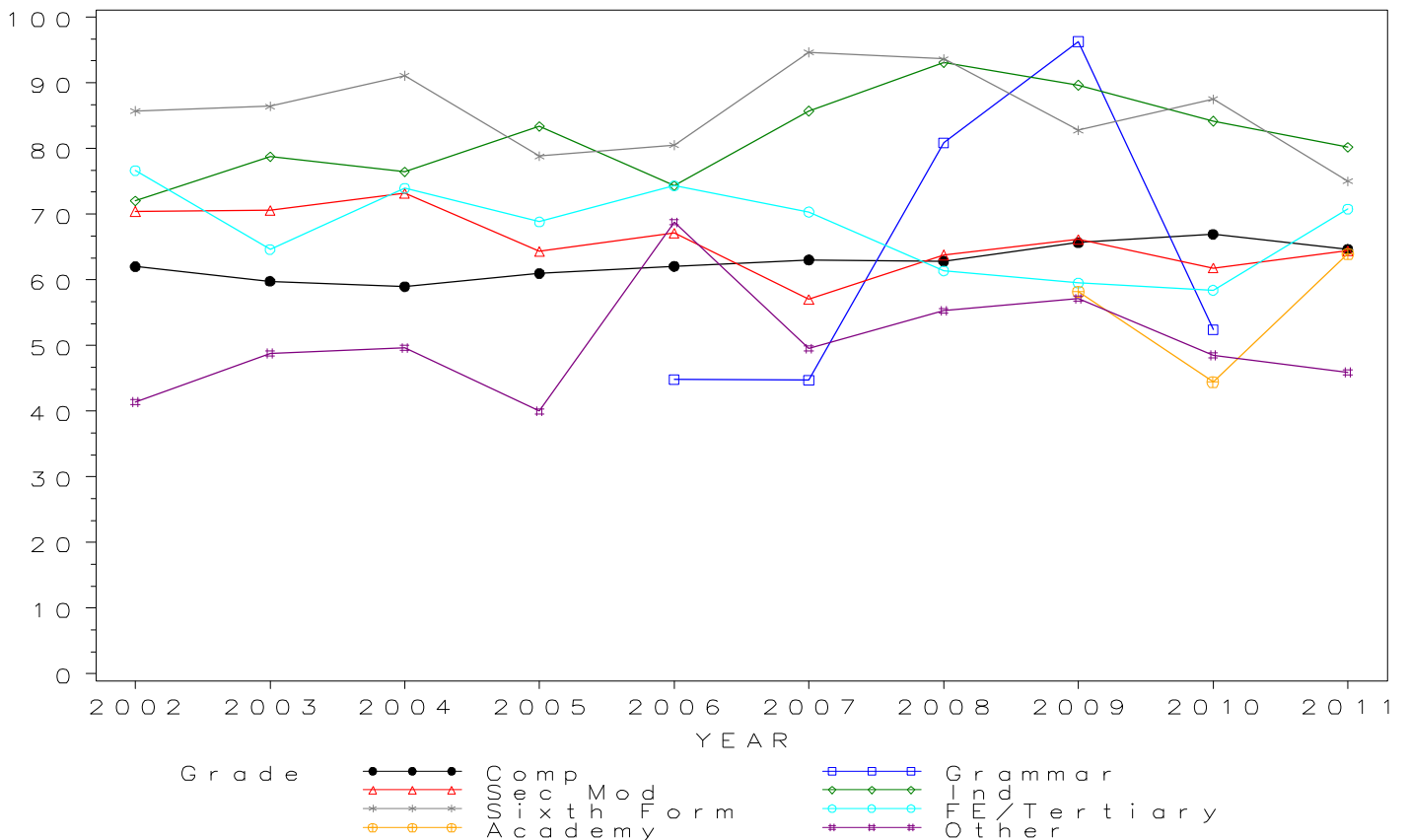
Cumulative Percentages

School type	2002	2003	2004	2005	2006	2007	2008	2009	2010	2011
Comprehensive	62.0	59.8	59.0	61.0	62.0	63.0	62.8	65.7	66.9	64.7
Grammar	44.8	44.7	80.9	96.3	52.4	.
Sec Mod	70.4	70.6	73.2	64.3	67.1	57.0	63.8	66.2	61.8	64.4
Independent	72.0	78.7	76.4	83.3	74.3	85.7	93.1	89.7	84.2	80.2
Sixth Form	85.7	86.4	91.1	78.8	80.5	94.6	93.6	82.8	87.5	75.0
FE/Tertiary	76.6	64.6	73.9	68.8	74.3	70.3	61.4	59.5	58.4	70.8
Academy	58.2	44.5	64.0
Other	41.4	48.8	49.6	40.0	68.8	49.5	55.3	57.1	48.5	45.9

Cumulative Numbers

School type	2002	2003	2004	2005	2006	2007	2008	2009	2010	2011
Comprehensive	12175	10826	9919	8872	9075	9108	9131	9387	8236	7482
Grammar	0	0	0	0	13	34	38	26	33	0
Sec Mod	419	432	458	505	524	643	576	854	744	607
Independent	347	237	133	120	197	132	188	130	271	429
Sixth Form	60	70	92	93	91	53	44	48	63	33
FE/Tertiary	82	95	88	128	136	147	170	172	198	172
Academy	320	432	2430
Other	41	61	69	50	88	110	115	96	98	90

Cumulative % at Grade D by school type



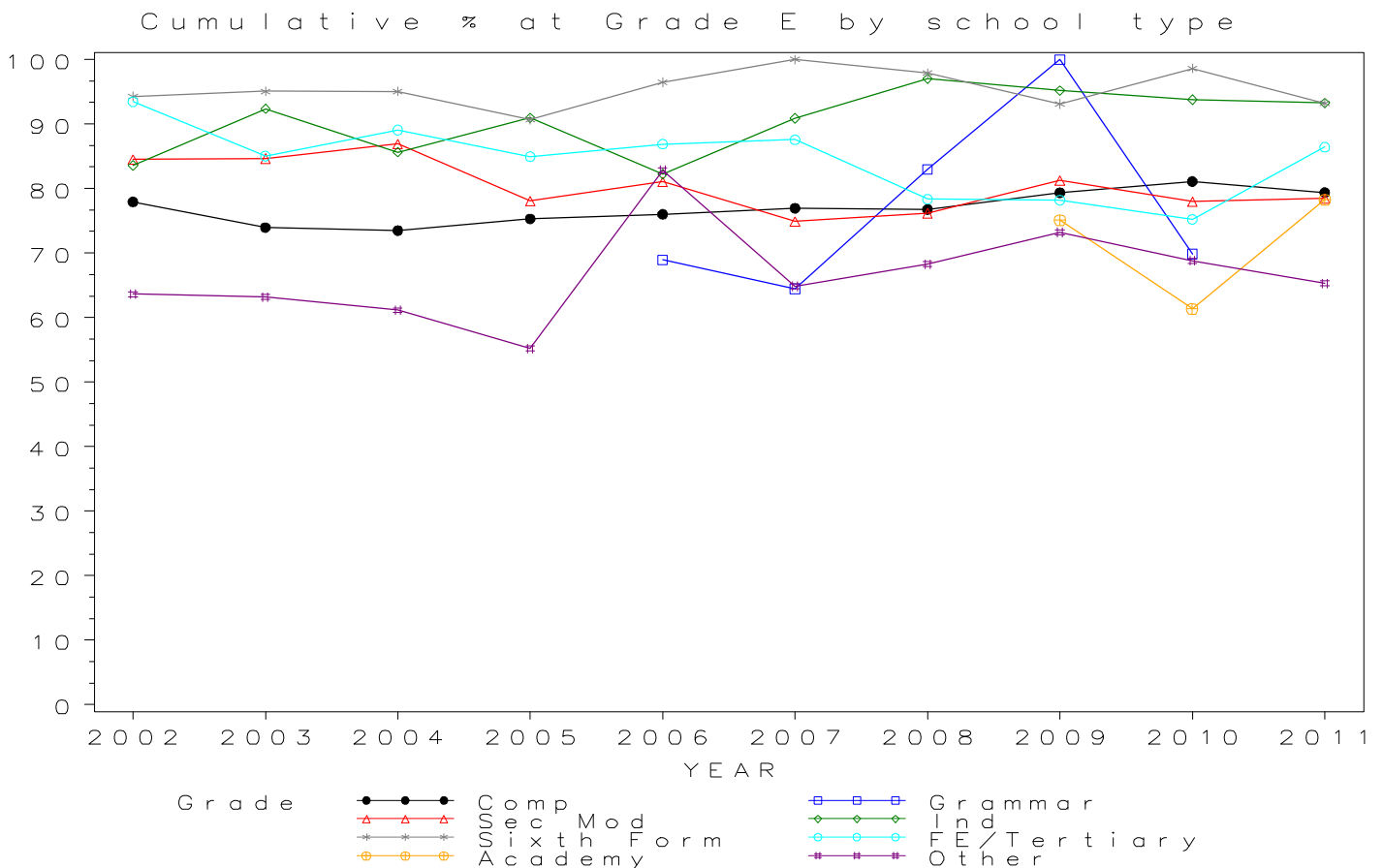
GCSE HUMANITIES Grade E by school type 2002- 2011

Cumulative Percentages

School type	2002	2003	2004	2005	2006	2007	2008	2009	2010	2011
Comprehensive	77.9	74.0	73.5	75.3	76.0	76.9	76.8	79.4	81.1	79.4
Grammar	69.0	64.5	83.0	100.0	69.8	.
Sec Mod	84.5	84.6	86.9	78.1	81.0	74.9	76.2	81.3	78.0	78.5
Independent	83.6	92.4	85.6	91.0	82.3	90.9	97.0	95.2	93.8	93.3
Sixth Form	94.3	95.1	95.0	90.7	96.5	100.0	97.9	93.1	98.6	93.2
FE/Tertiary	93.5	85.0	89.1	84.9	86.9	87.6	78.3	78.2	75.2	86.4
Academy	75.1	61.4	78.3
Other	63.6	63.2	61.2	55.2	82.8	64.9	68.3	73.2	68.8	65.3

Cumulative Numbers

School type	2002	2003	2004	2005	2006	2007	2008	2009	2010	2011
Comprehensive	15301	13395	12363	10959	11118	11117	11154	11345	9979	9187
Grammar	0	0	0	0	20	49	39	27	44	0
Sec Mod	503	518	544	613	633	845	688	1049	939	739
Independent	403	278	149	131	218	140	196	138	302	499
Sixth Form	66	77	96	107	109	56	46	54	71	41
FE/Tertiary	100	125	106	158	159	183	217	226	255	210
Academy	413	596	2973
Other	63	79	85	69	106	144	142	123	139	128

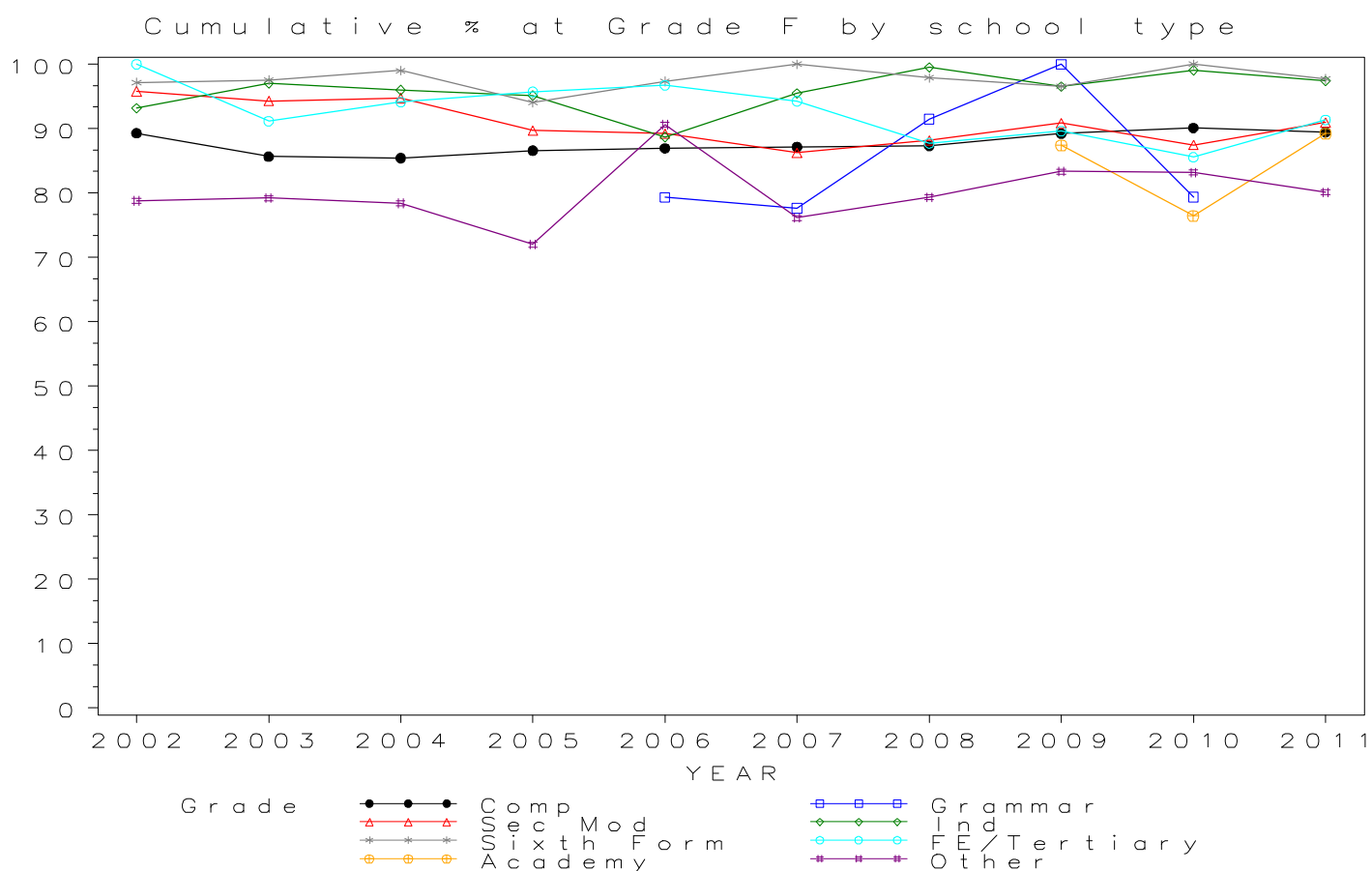


GCSE HUMANITIES Grade F by school type 2002- 2011 Cumulative Percentages

School type	2002	2003	2004	2005	2006	2007	2008	2009	2010	2011
Comprehensive	89.3	85.6	85.4	86.6	86.9	87.1	87.3	89.2	90.1	89.4
Grammar	79.3	77.6	91.5	100.0	79.4	.
Sec Mod	95.8	94.3	94.7	89.7	89.2	86.3	88.2	90.9	87.5	91.0
Independent	93.2	97.0	96.0	95.1	88.7	95.5	99.5	96.6	99.1	97.4
Sixth Form	97.1	97.5	99.0	94.1	97.3	100.0	97.9	96.6	100.0	97.7
FE/Tertiary	100.0	91.2	94.1	95.7	96.7	94.3	87.7	89.6	85.5	91.4
Academy	87.5	76.4	89.2
Other	78.8	79.2	78.4	72.0	90.6	76.1	79.3	83.3	83.2	80.1

Cumulative Numbers

School type	2002	2003	2004	2005	2006	2007	2008	2009	2010	2011
Comprehensive	17529	15510	14369	12601	12715	12589	12686	12755	11086	10351
Grammar	0	0	0	0	23	59	43	27	50	0
Sec Mod	570	577	593	704	697	973	796	1173	1053	857
Independent	449	292	167	137	235	147	201	140	319	521
Sixth Form	68	79	100	111	110	56	46	56	72	43
FE/Tertiary	107	134	112	178	177	197	243	259	290	222
Academy	481	742	3387
Other	78	99	109	90	116	169	165	140	168	157



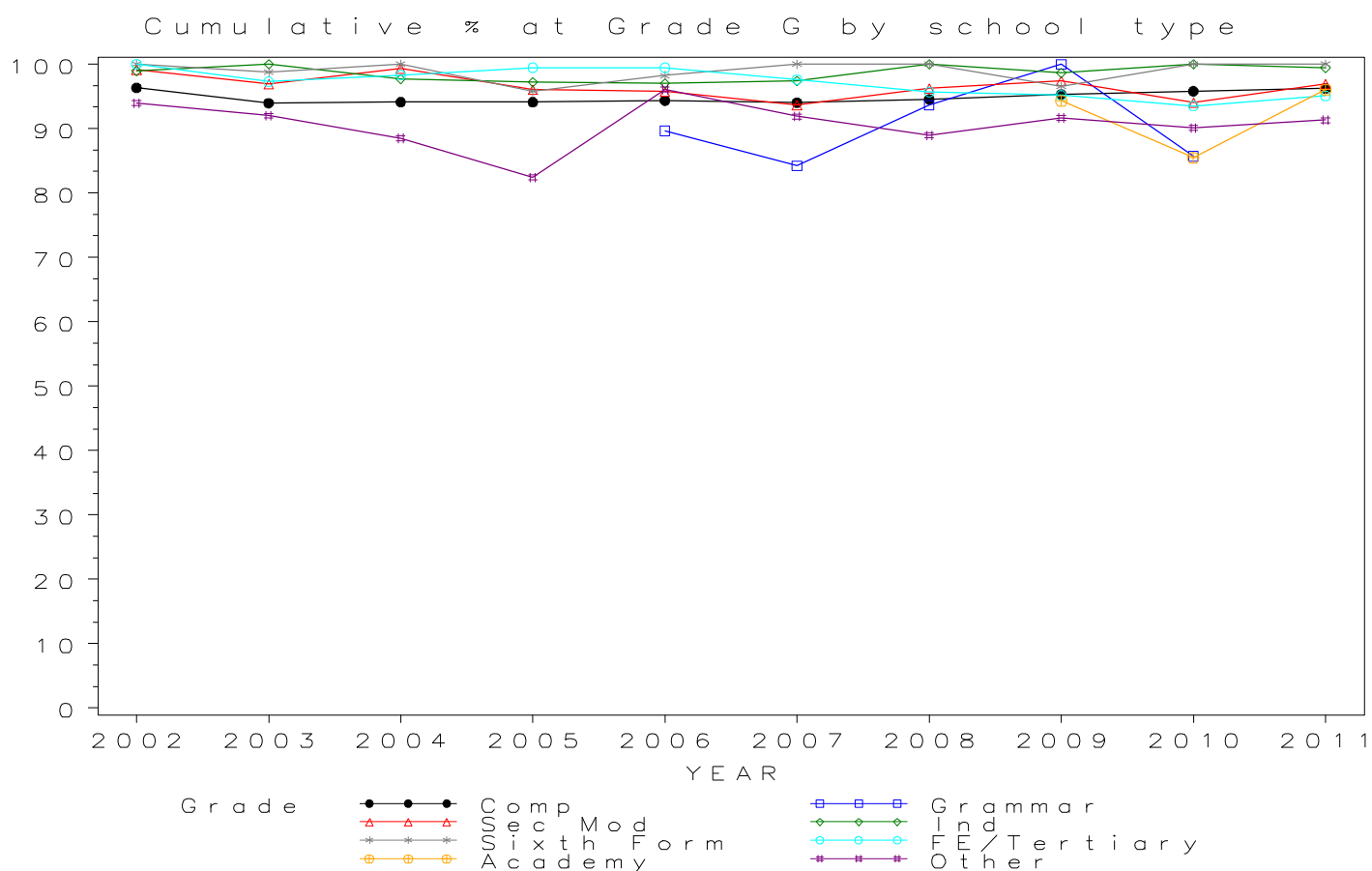
GCSE HUMANITIES Grade G by school type 2002- 2011

Cumulative Percentages

School type	2002	2003	2004	2005	2006	2007	2008	2009	2010	2011
Comprehensive	96.3	94.0	94.1	94.1	94.3	94.0	94.5	95.3	95.8	96.2
Grammar	89.7	84.2	93.6	100.0	85.7	.
Sec Mod	99.2	96.9	99.4	96.1	95.8	93.6	96.2	97.4	94.0	96.9
Independent	99.0	100.0	97.7	97.2	97.0	97.4	100.0	98.6	100.0	99.4
Sixth Form	100.0	98.8	100.0	95.8	98.2	100.0	100.0	96.6	100.0	100.0
FE/Tertiary	100.0	97.3	98.3	99.5	99.5	97.6	95.7	95.2	93.5	95.1
Academy	94.4	85.5	96.1
Other	93.9	92.0	88.5	82.4	96.1	91.9	88.9	91.7	90.1	91.3

Cumulative Numbers

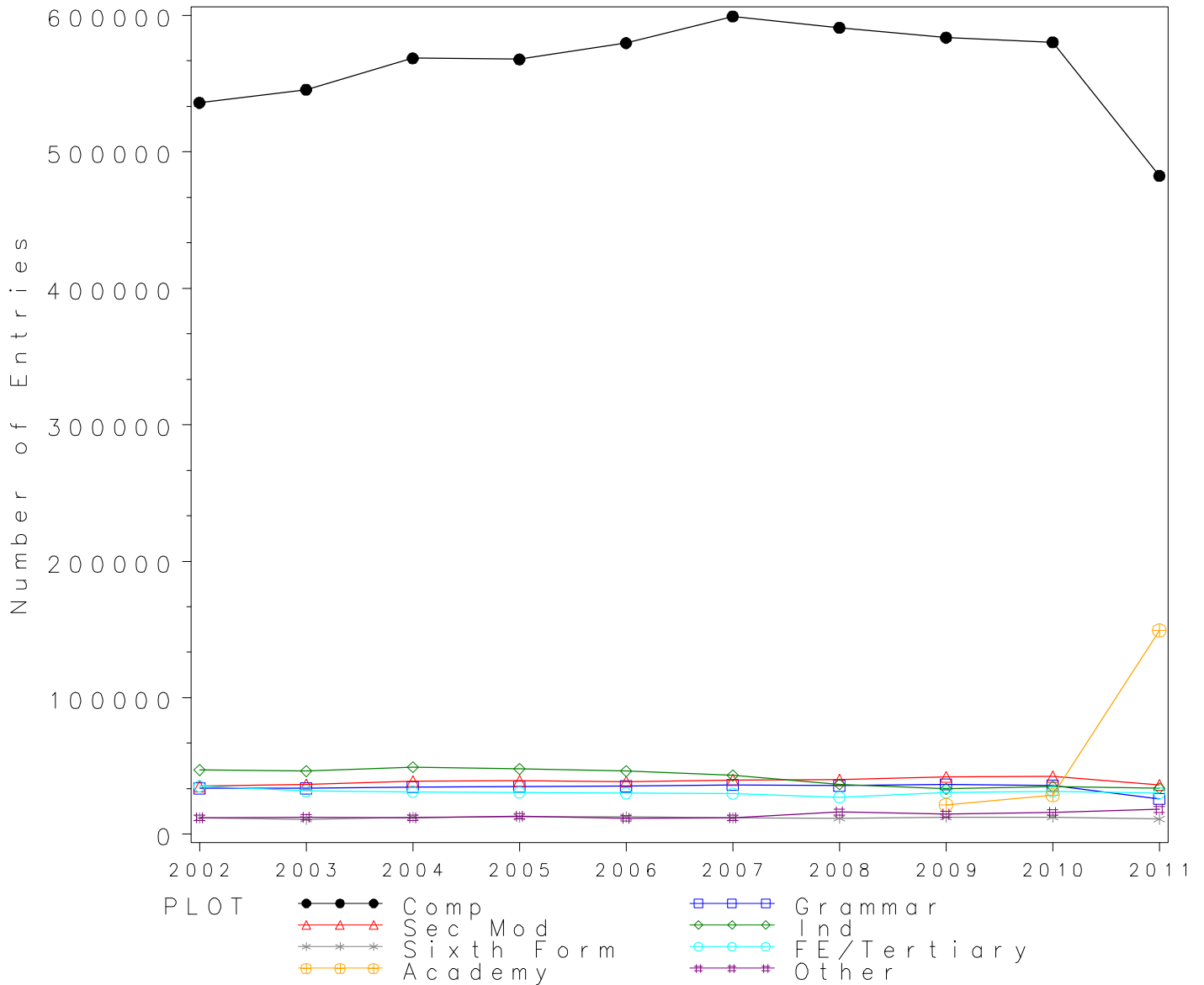
School type	2002	2003	2004	2005	2006	2007	2008	2009	2010	2011
Comprehensive	18912	17015	15832	13695	13798	13585	13736	13626	11788	11136
Grammar	0	0	0	0	26	64	44	27	54	0
Sec Mod	590	593	622	754	748	1056	869	1257	1132	913
Independent	477	301	170	140	257	150	202	143	322	532
Sixth Form	70	80	101	113	111	56	47	56	72	44
FE/Tertiary	107	143	117	185	182	204	265	275	317	231
Academy	519	830	3649
Other	93	115	123	103	123	204	185	154	182	179



Numbers of GCSE entries in MATHEMATICS by school type 2002- 2011

School type	2002	2003	2004	2005	2006	2007	2008	2009	2010	2011
Comprehensive	535958	545612	568589	567787	579726	599217	590901	583703	580315	482440
Grammar	33580	33571	34585	34930	35102	36150	35660	36545	35677	25891
Sec Mod	35213	36502	38954	39027	38497	39808	39830	42093	42388	36183
Independent	46985	46295	49169	47898	46172	43161	36521	33264	34759	33764
Sixth Form	11898	10996	12557	12653	12603	11887	11618	12451	12457	11206
FE/Tertiary	35158	31594	31114	30585	30013	29757	27069	30531	31419	30239
Academy	21369	28651	149346
Other	12103	12527	12136	13343	11745	12031	16310	14563	16023	18155

GCSE MATHEMATICS Entries by school type 2002–2011



GCSE MATHEMATICS Grade A* by school type 2002- 2011

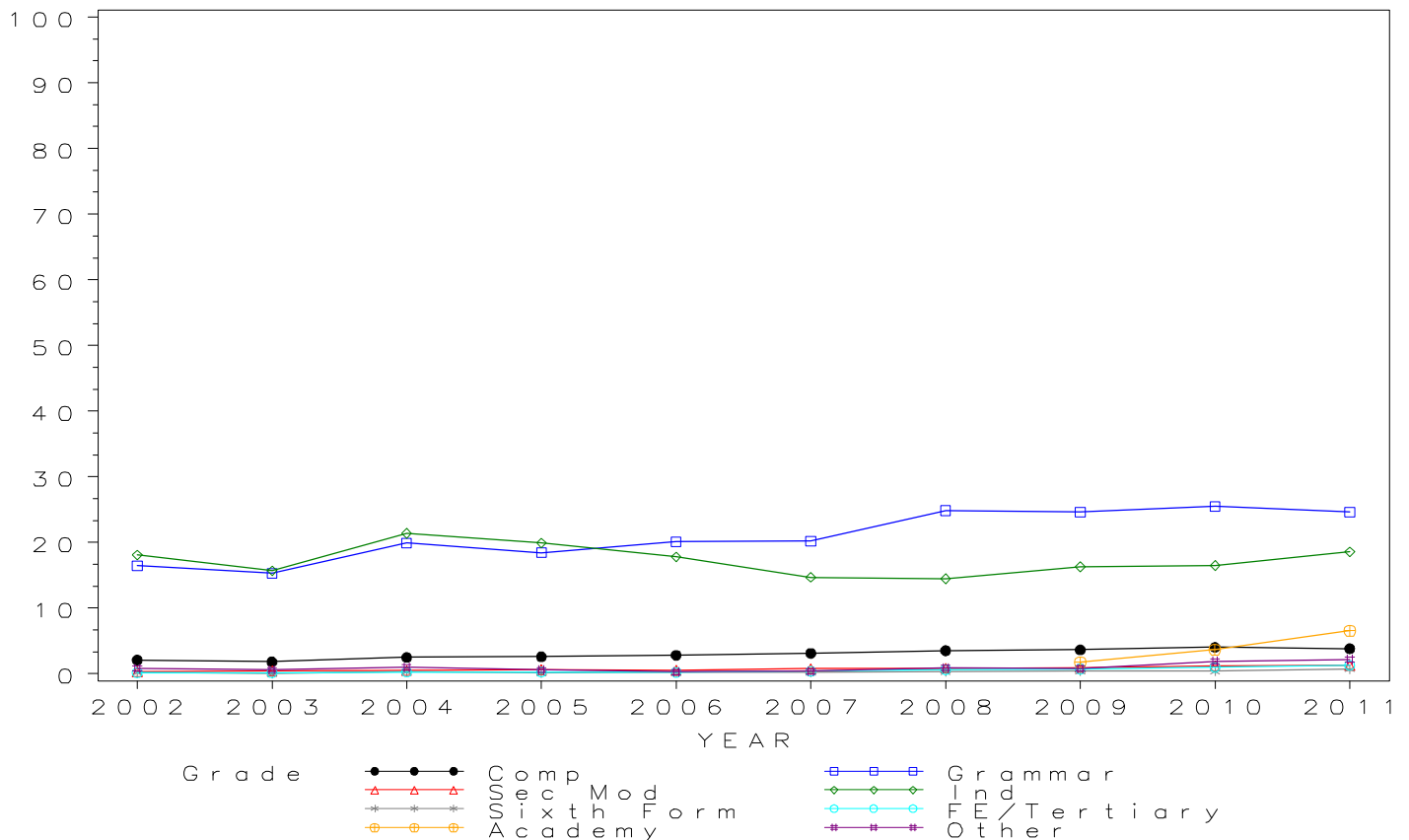
Cumulative Percentages

School type	2002	2003	2004	2005	2006	2007	2008	2009	2010	2011
Comprehensive	2.1	1.8	2.5	2.6	2.8	3.1	3.5	3.7	4.0	3.8
Grammar	16.5	15.3	19.9	18.4	20.1	20.2	24.9	24.6	25.5	24.6
Sec Mod	0.4	0.4	0.5	0.6	0.6	0.8	0.9	1.0	1.2	1.3
Independent	18.1	15.7	21.4	19.9	17.8	14.7	14.5	16.3	16.5	18.6
Sixth Form	0.2	0.0	0.3	0.1	0.2	0.2	0.3	0.4	0.4	0.7
FE/Tertiary	0.2	0.2	0.3	0.3	0.2	0.4	0.6	0.7	1.0	1.3
Academy	1.8	3.7	6.6
Other	0.8	0.6	1.0	0.6	0.3	0.4	0.9	0.8	1.9	2.2

Cumulative Numbers

School type	2002	2003	2004	2005	2006	2007	2008	2009	2010	2011
Comprehensive	11255	9970	14196	14762	16395	18746	20863	21314	23416	18471
Grammar	5525	5135	6887	6444	7063	7304	8868	9001	9091	6378
Sec Mod	128	163	206	253	216	316	342	401	521	455
Independent	8504	7268	10522	9532	8219	6345	5296	5422	5735	6280
Sixth Form	24	0	38	13	25	24	35	50	50	78
FE/Tertiary	63	57	87	86	66	114	173	225	312	392
Academy	385	1060	9857
Other	97	75	121	80	35	48	147	117	304	399

Cumulative % at Grade A* by school type



GCSE MATHEMATICS Grade A by school type 2002- 2011

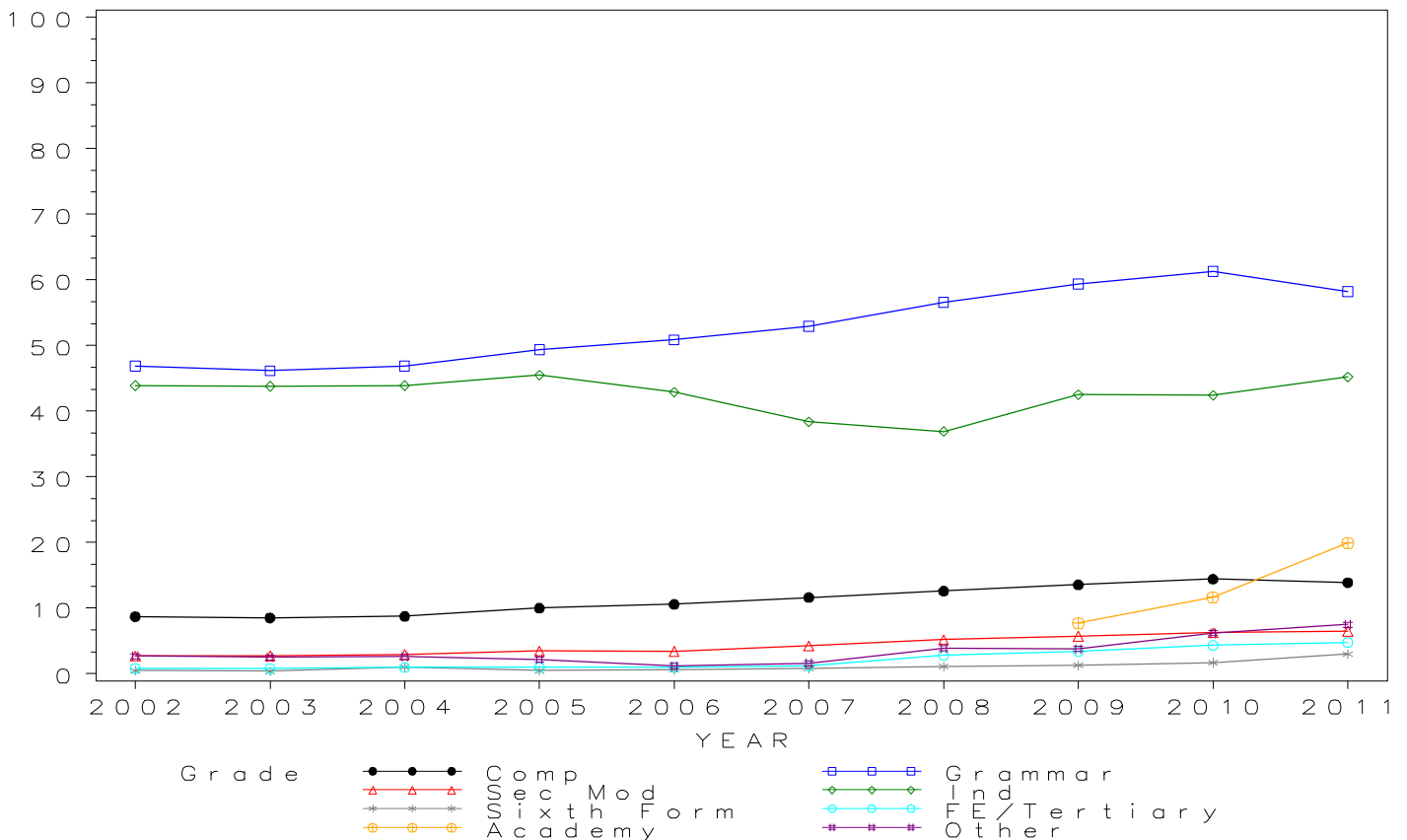
Cumulative Percentages

School type	2002	2003	2004	2005	2006	2007	2008	2009	2010	2011
Comprehensive	8.7	8.5	8.7	10.0	10.6	11.6	12.6	13.6	14.4	13.9
Grammar	46.9	46.2	46.9	49.4	50.8	52.9	56.6	59.4	61.3	58.2
Sec Mod	2.7	2.8	2.9	3.5	3.4	4.2	5.2	5.8	6.3	6.5
Independent	43.9	43.8	43.9	45.5	42.9	38.4	36.9	42.5	42.4	45.2
Sixth Form	0.5	0.4	1.0	0.5	0.6	0.8	1.1	1.3	1.7	3.0
FE/Tertiary	0.8	0.8	1.0	1.0	1.0	1.2	2.8	3.4	4.3	4.8
Academy	7.7	11.7	19.9
Other	2.7	2.5	2.6	2.2	1.2	1.6	3.9	3.8	6.2	7.5

Cumulative Numbers

School type	2002	2003	2004	2005	2006	2007	2008	2009	2010	2011
Comprehensive	46673	46473	49745	56761	61350	69672	74451	79139	83654	66994
Grammar	15742	15494	16211	17253	17848	19134	20184	21695	21866	15073
Sec Mod	960	1013	1145	1353	1316	1689	2070	2422	2661	2360
Independent	20626	20277	21585	21794	19808	16574	13476	14137	14738	15261
Sixth Form	59	44	126	63	76	95	128	162	212	336
FE/Tertiary	285	253	303	306	289	359	760	1046	1359	1450
Academy	1645	3352	29720
Other	327	313	316	294	141	192	636	553	993	1362

Cumulative % at Grade A by school type



GCSE MATHEMATICS Grade B by school type 2002- 2011

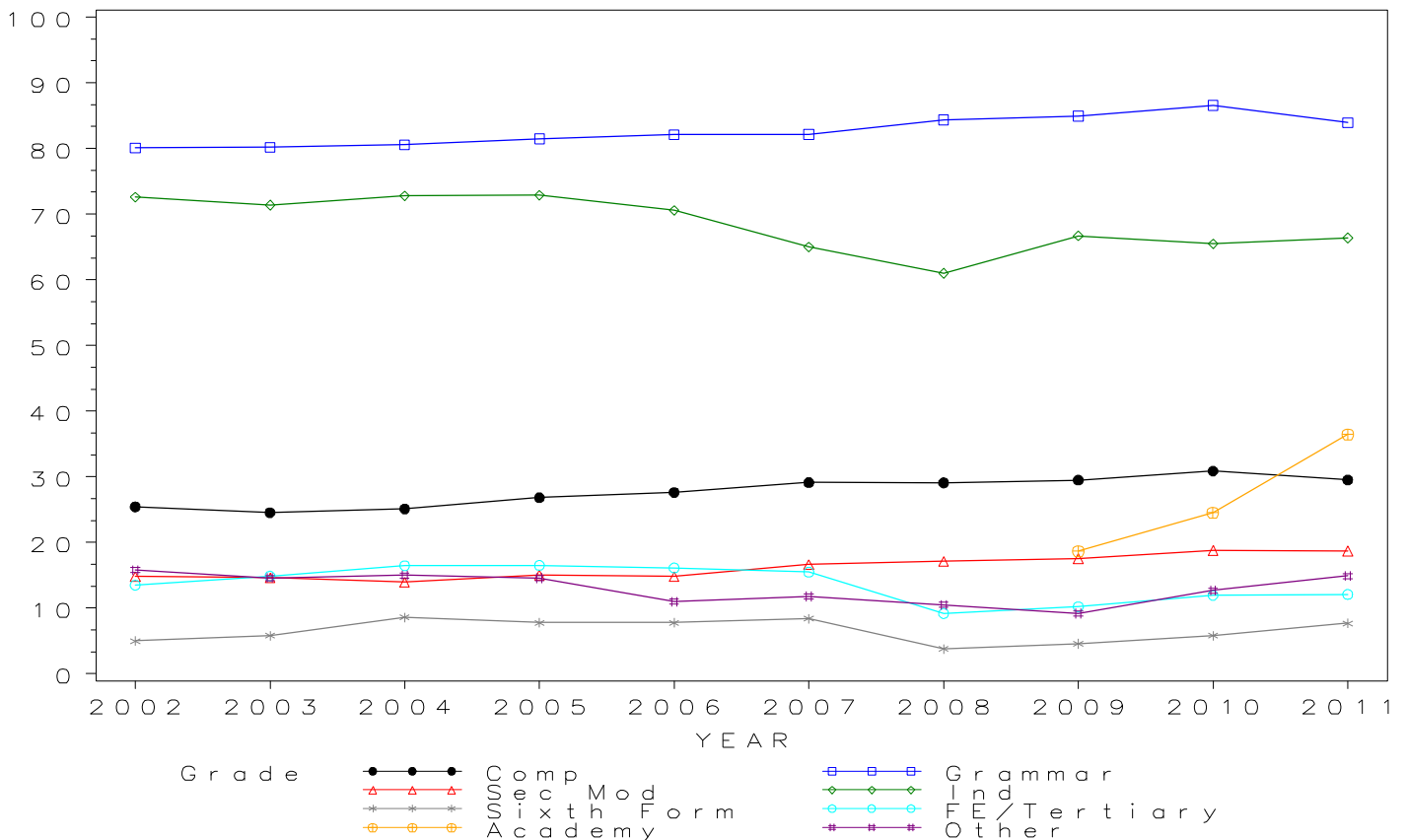
Cumulative Percentages

School type	2002	2003	2004	2005	2006	2007	2008	2009	2010	2011
Comprehensive	25.4	24.5	25.1	26.8	27.6	29.1	29.1	29.5	30.9	29.5
Grammar	80.1	80.2	80.6	81.5	82.1	82.1	84.4	84.9	86.6	83.9
Sec Mod	14.8	14.6	14.0	15.1	14.8	16.6	17.2	17.6	18.8	18.7
Independent	72.6	71.4	72.8	72.9	70.6	65.0	61.0	66.7	65.5	66.4
Sixth Form	5.0	5.8	8.6	7.8	7.8	8.4	3.8	4.6	5.8	7.7
FE/Tertiary	13.5	14.9	16.5	16.5	16.1	15.5	9.2	10.2	12.0	12.1
Academy	18.7	24.6	36.5
Other	15.8	14.6	15.0	14.6	11.0	11.8	10.5	9.2	12.7	14.9

Cumulative Numbers

School type	2002	2003	2004	2005	2006	2007	2008	2009	2010	2011
Comprehensive	136312	133914	142781	152347	160137	174527	171900	172204	179189	142464
Grammar	26897	26913	27863	28463	28819	29695	30085	31043	30886	21726
Sec Mod	5212	5344	5435	5881	5707	6624	6835	7391	7970	6776
Independent	34111	33055	35795	34918	32597	28055	22278	22187	22767	22419
Sixth Form	595	638	1080	987	983	999	441	573	723	863
FE/Tertiary	4753	4702	5123	5051	4842	4606	2490	3119	3756	3659
Academy	3996	7048	54511
Other	1912	1829	1820	1948	1292	1420	1713	1340	2035	2705

Cumulative % at Grade B by school type



GCSE MATHEMATICS Grade C by school type 2002- 2011

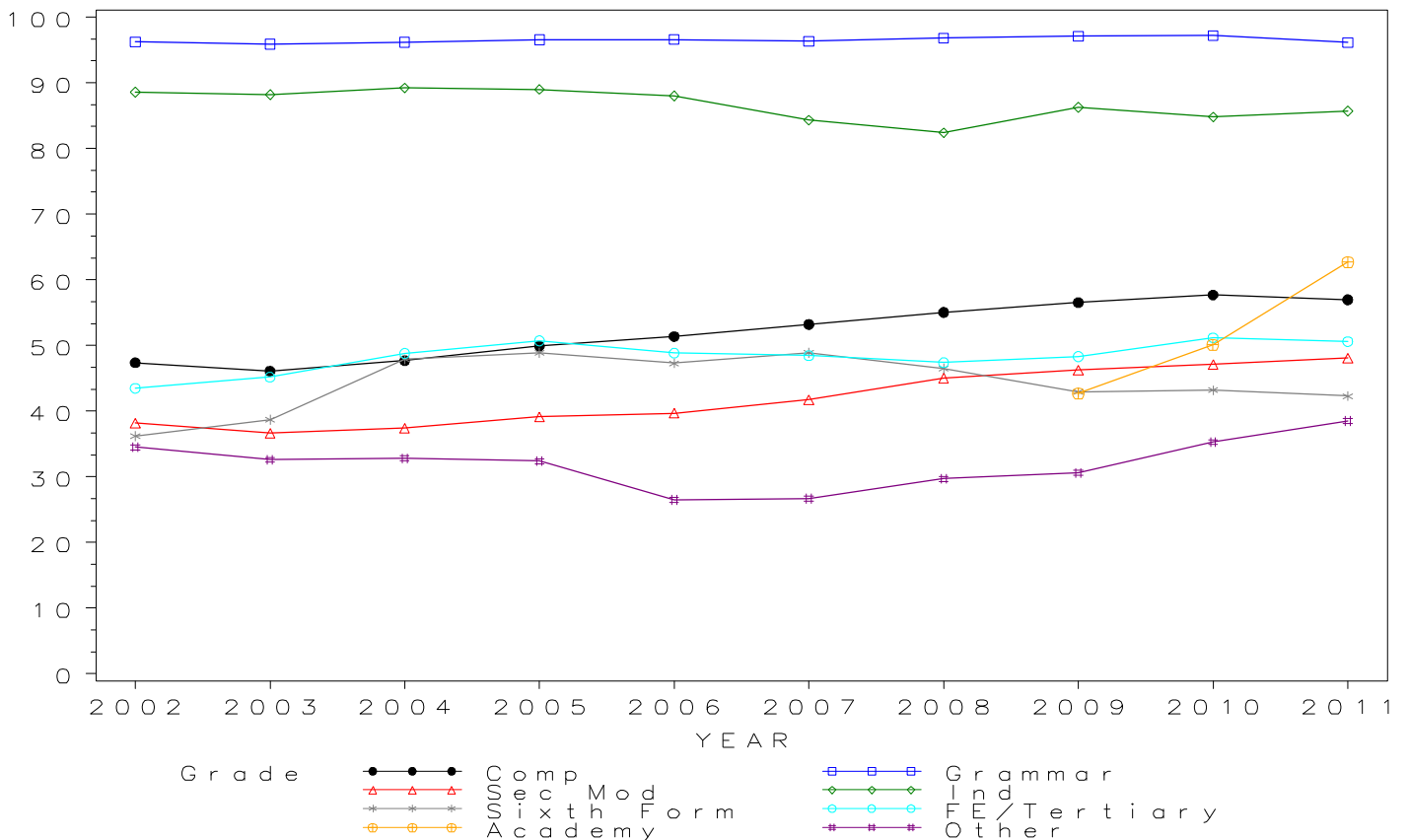
Cumulative Percentages

School type	2002	2003	2004	2005	2006	2007	2008	2009	2010	2011
Comprehensive	47.4	46.1	47.7	49.9	51.4	53.2	55.0	56.5	57.7	57.0
Grammar	96.2	95.9	96.2	96.6	96.6	96.3	96.8	97.1	97.2	96.1
Sec Mod	38.2	36.7	37.4	39.2	39.7	41.7	45.1	46.3	47.1	48.1
Independent	88.6	88.2	89.2	89.0	88.0	84.3	82.4	86.3	84.8	85.7
Sixth Form	36.2	38.7	47.9	48.9	47.3	48.9	46.5	42.9	43.2	42.3
FE/Tertiary	43.5	45.2	48.8	50.7	48.8	48.5	47.4	48.3	51.2	50.6
Academy	42.7	50.1	62.7
Other	34.5	32.6	32.8	32.4	26.5	26.7	29.7	30.6	35.3	38.5

Cumulative Numbers

School type	2002	2003	2004	2005	2006	2007	2008	2009	2010	2011
Comprehensive	253921	251490	271166	283469	297847	318846	325259	330006	334815	274859
Grammar	32313	32192	33268	33727	33904	34824	34531	35481	34680	24891
Sec Mod	13455	13383	14569	15281	15280	16608	17944	19481	19967	17391
Independent	41629	40832	43859	42629	40631	36385	30093	28707	29476	28936
Sixth Form	4307	4255	6015	6187	5961	5813	5402	5341	5381	4740
FE/Tertiary	15290	14275	15184	15514	14660	14418	12829	14751	16080	15301
Academy	9125	14354	93640
Other	4176	4084	3981	4323	3112	3212	4844	4456	5656	6990

Cumulative % at Grade C by school type

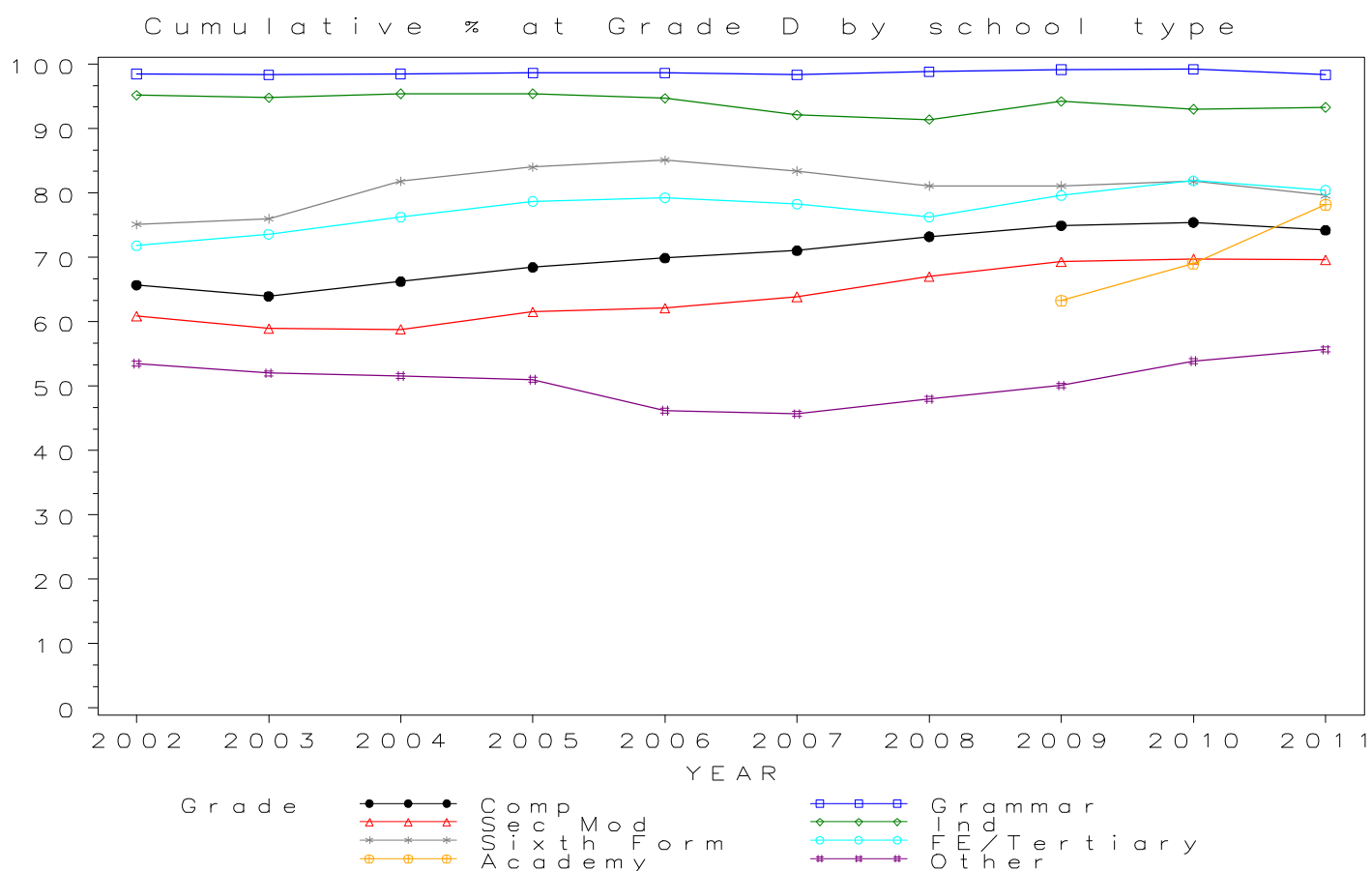


GCSE MATHEMATICS Grade D by school type 2002- 2011 Cumulative Percentages

School type	2002	2003	2004	2005	2006	2007	2008	2009	2010	2011
Comprehensive	65.7	63.9	66.2	68.4	69.9	71.0	73.2	74.9	75.4	74.2
Grammar	98.5	98.4	98.5	98.7	98.6	98.4	98.8	99.2	99.2	98.4
Sec Mod	60.9	58.9	58.8	61.5	62.1	63.9	67.0	69.3	69.8	69.6
Independent	95.2	94.8	95.4	95.4	94.7	92.1	91.4	94.2	93.0	93.3
Sixth Form	75.1	76.0	81.8	84.0	85.1	83.4	81.1	81.1	81.8	79.6
FE/Tertiary	71.8	73.6	76.3	78.7	79.3	78.3	76.2	79.6	81.9	80.4
Academy	63.3	69.1	78.2
Other	53.5	52.0	51.6	51.0	46.2	45.7	48.0	50.1	53.9	55.7

Cumulative Numbers

School type	2002	2003	2004	2005	2006	2007	2008	2009	2010	2011
Comprehensive	352118	348907	376591	388649	405167	425676	432622	437306	437705	357975
Grammar	33074	33018	34067	34463	34619	35561	35244	36242	35389	25468
Sec Mod	21442	21513	22911	24012	23905	25428	26697	29173	29568	25197
Independent	44730	43888	46907	45695	43725	39751	33380	31335	32326	31502
Sixth Form	8935	8357	10272	10629	10725	9914	9422	10098	10190	8920
FE/Tertiary	25246	23247	23727	24069	23786	23296	20639	24303	25732	24317
Academy	13527	19798	116789
Other	6475	6514	6262	6805	5426	5498	7829	7296	8636	10112



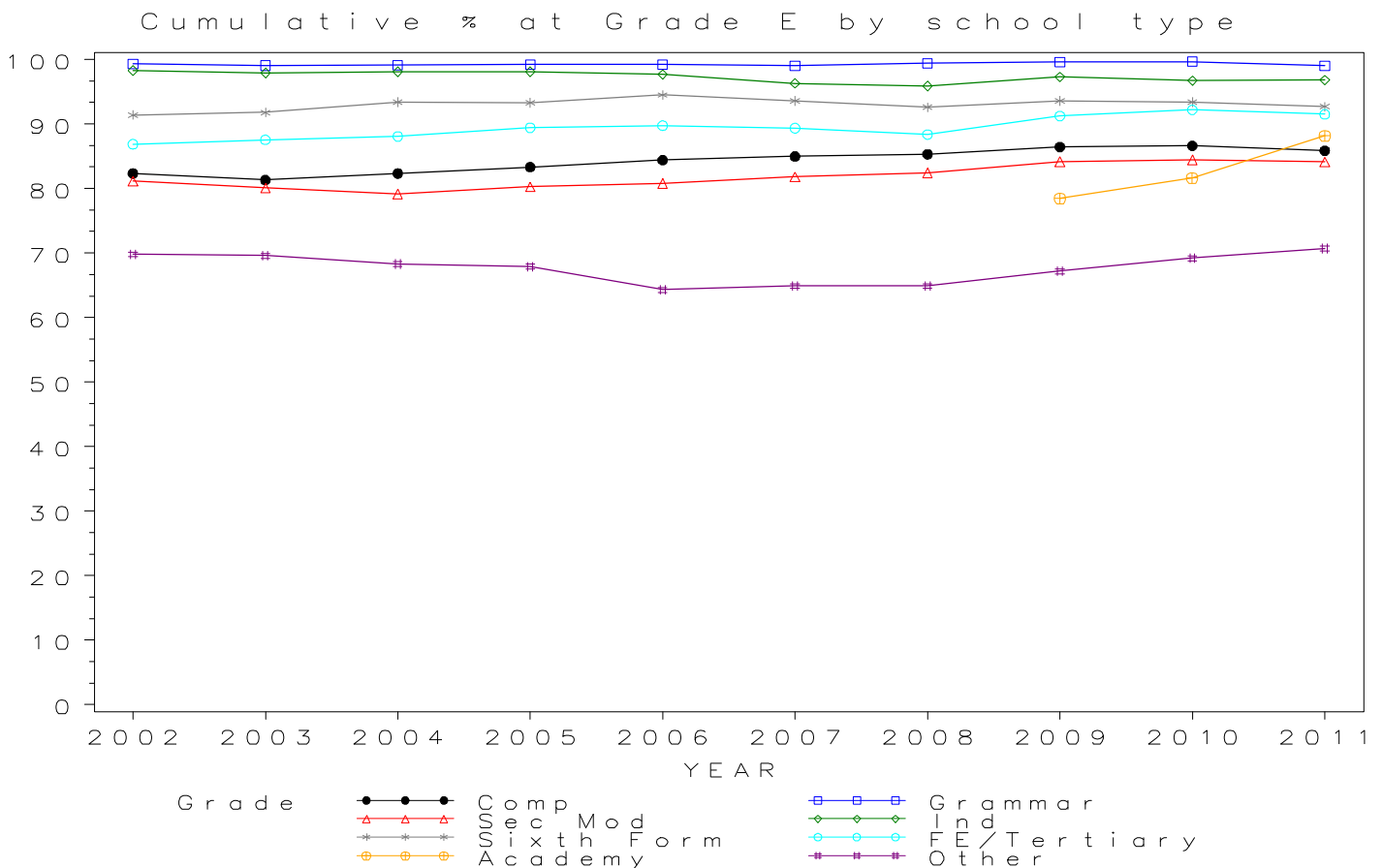
GCSE MATHEMATICS Grade E by school type 2002- 2011

Cumulative Percentages

School type	2002	2003	2004	2005	2006	2007	2008	2009	2010	2011
Comprehensive	82.3	81.3	82.3	83.3	84.4	85.0	85.3	86.4	86.6	85.9
Grammar	99.3	99.1	99.1	99.2	99.2	99.0	99.4	99.6	99.7	99.0
Sec Mod	81.2	80.1	79.2	80.3	80.8	81.8	82.4	84.2	84.5	84.1
Independent	98.3	97.9	98.1	98.1	97.7	96.3	95.9	97.3	96.7	96.8
Sixth Form	91.4	91.8	93.4	93.3	94.5	93.6	92.6	93.6	93.4	92.7
FE/Tertiary	86.9	87.6	88.1	89.4	89.8	89.4	88.4	91.2	92.2	91.5
Academy	78.5	81.6	88.2
Other	69.8	69.6	68.3	67.9	64.3	64.9	64.9	67.2	69.2	70.7

Cumulative Numbers

School type	2002	2003	2004	2005	2006	2007	2008	2009	2010	2011
Comprehensive	441288	443721	468152	473110	489320	509146	504077	504514	502670	414212
Grammar	33343	33253	34271	34661	34818	35802	35458	36398	35557	25632
Sec Mod	28583	29230	30847	31341	31103	32566	32837	35435	35806	30438
Independent	46186	45323	48235	46988	45110	41564	35024	32366	33612	32684
Sixth Form	10875	10094	11728	11805	11910	11126	10758	11654	11635	10388
FE/Tertiary	30544	27663	27403	27349	26937	26592	23924	27856	28968	27670
Academy	16775	23379	131723
Other	8448	8719	8289	9060	7552	7808	10585	9786	11088	12836



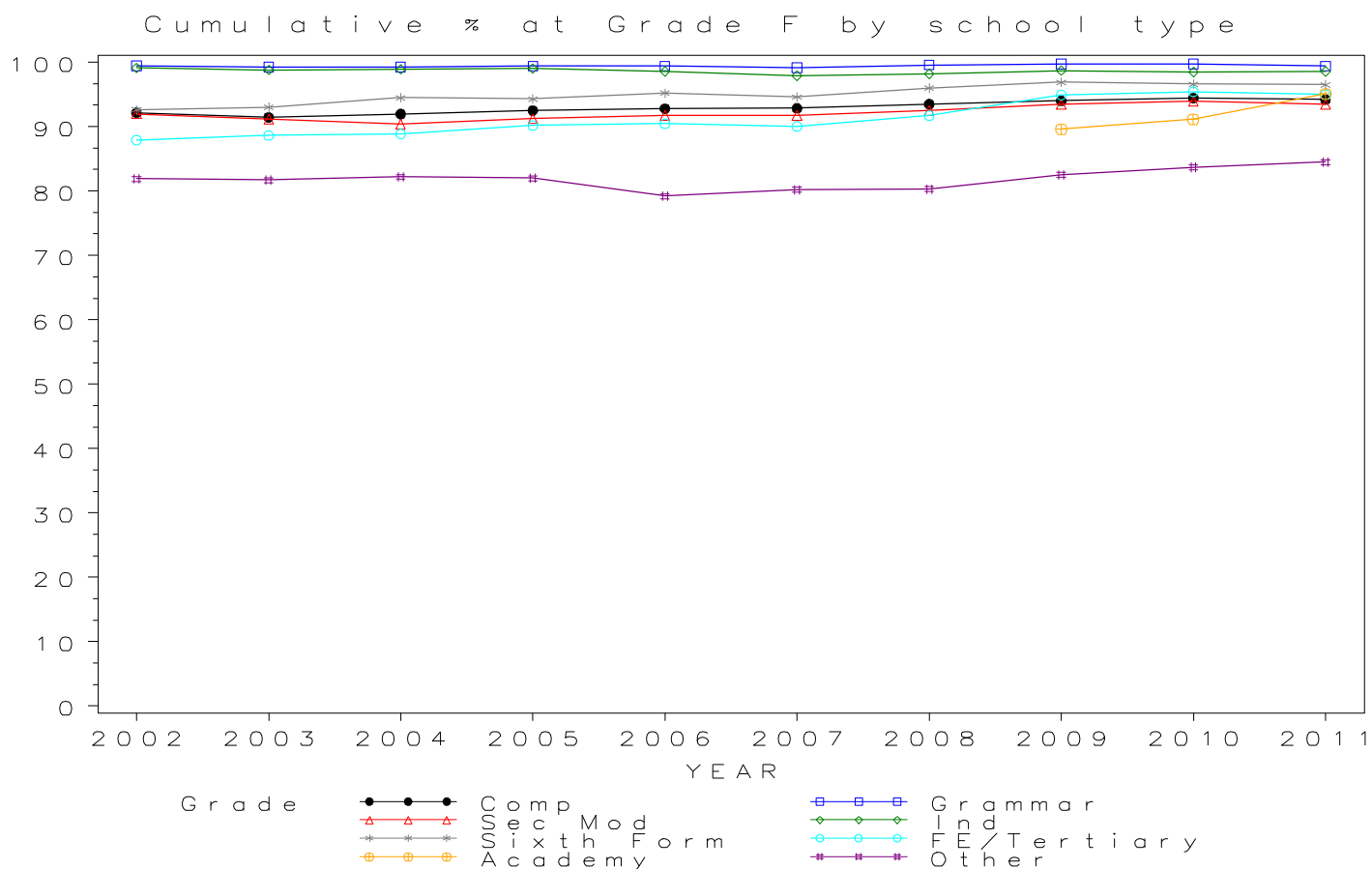
GCSE MATHEMATICS Grade F by school type 2002- 2011

Cumulative Percentages

School type	2002	2003	2004	2005	2006	2007	2008	2009	2010	2011
Comprehensive	92.2	91.4	92.0	92.5	92.8	92.9	93.5	94.0	94.4	94.2
Grammar	99.5	99.3	99.3	99.4	99.4	99.2	99.6	99.7	99.7	99.4
Sec Mod	92.0	91.2	90.4	91.2	91.8	91.8	92.5	93.4	94.0	93.4
Independent	99.1	98.8	98.9	99.0	98.6	97.9	98.2	98.7	98.5	98.6
Sixth Form	92.6	93.0	94.5	94.3	95.2	94.6	96.0	96.9	96.6	96.5
FE/Tertiary	87.9	88.6	88.9	90.2	90.4	90.0	91.7	94.9	95.4	95.0
Academy	89.6	91.2	95.1
Other	81.9	81.7	82.2	82.0	79.2	80.2	80.3	82.5	83.7	84.5

Cumulative Numbers

School type	2002	2003	2004	2005	2006	2007	2008	2009	2010	2011
Comprehensive	493969	498907	522870	525148	537874	556406	552443	548737	548080	454461
Grammar	33398	33320	34327	34718	34888	35851	35505	36448	35582	25733
Sec Mod	32387	33281	35216	35609	35330	36528	36856	39327	39833	33808
Independent	46562	45739	48628	47419	45526	42255	35864	32832	34238	33291
Sixth Form	11018	10226	11866	11932	11998	11245	11153	12065	12033	10814
FE/Tertiary	30908	27998	27652	27575	27146	26795	24824	28981	29983	28721
Academy	19147	26130	142028
Other	9912	10235	9976	10941	9302	9649	13097	12014	13411	15341



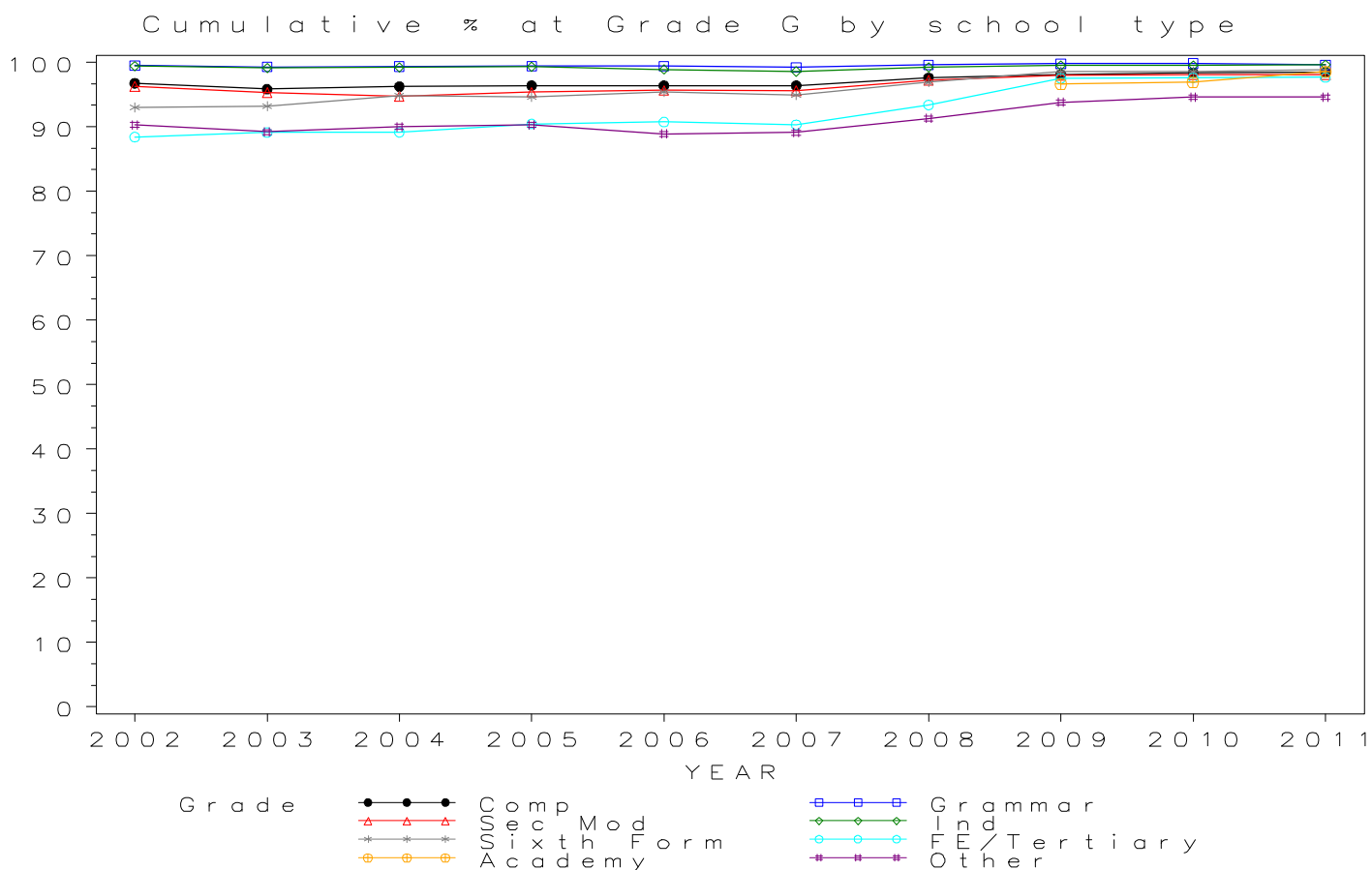
GCSE MATHEMATICS Grade G by school type 2002- 2011

Cumulative Percentages

School type	2002	2003	2004	2005	2006	2007	2008	2009	2010	2011
Comprehensive	96.7	95.8	96.2	96.4	96.4	96.4	97.6	98.1	98.4	98.4
Grammar	99.5	99.3	99.4	99.4	99.4	99.2	99.6	99.8	99.8	99.6
Sec Mod	96.3	95.3	94.7	95.4	95.7	95.6	97.2	98.0	98.1	98.0
Independent	99.4	99.1	99.2	99.3	98.9	98.6	99.2	99.5	99.5	99.6
Sixth Form	93.0	93.2	94.8	94.6	95.4	94.9	96.9	98.6	98.6	98.8
FE/Tertiary	88.4	89.1	89.2	90.4	90.7	90.3	93.4	97.5	97.6	97.7
Academy	96.6	96.9	98.6
Other	90.3	89.2	90.0	90.3	88.9	89.1	91.3	93.8	94.6	94.6

Cumulative Numbers

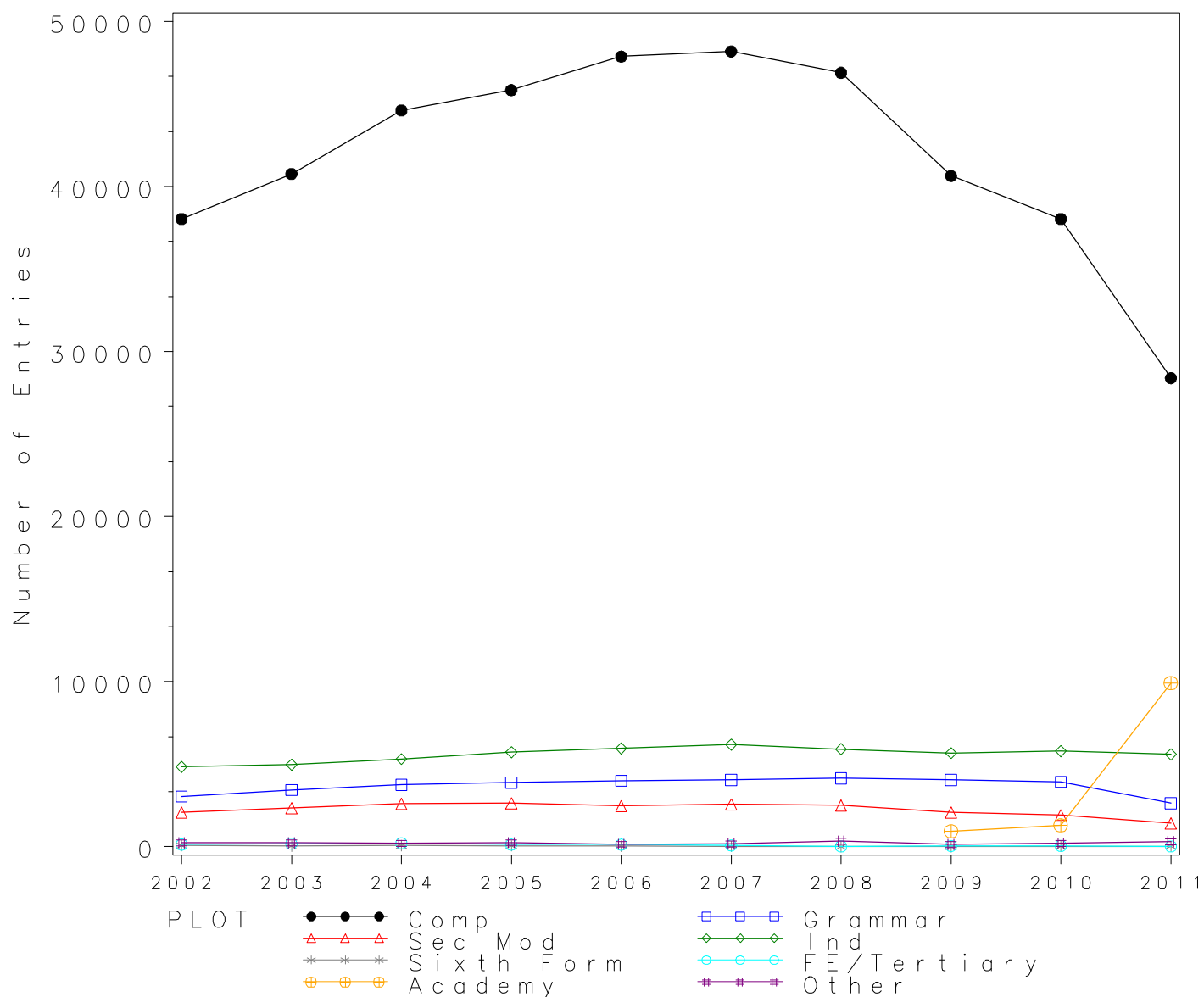
School type	2002	2003	2004	2005	2006	2007	2008	2009	2010	2011
Comprehensive	518534	522892	547200	547329	558846	577641	576763	572732	570856	474859
Grammar	33421	33330	34362	34718	34888	35862	35517	36461	35618	25794
Sec Mod	33901	34797	36902	37228	36823	38062	38734	41261	41589	35474
Independent	46703	45878	48776	47563	45664	42557	36229	33098	34585	33629
Sixth Form	11065	10248	11904	11970	12023	11281	11258	12277	12283	11072
FE/Tertiary	31084	28150	27739	27661	27236	26873	25279	29773	30666	29529
Academy	20642	27763	147255
Other	10929	11174	10922	12049	10441	10720	14891	13660	15158	17175



Numbers of GCSE entries in MUSIC by school type 2002- 2011

School type	2002	2003	2004	2005	2006	2007	2008	2009	2010	2011
Comprehensive	38032	40764	44616	45841	47875	48180	46891	40645	38039	28392
Grammar	3051	3441	3754	3886	4002	4054	4149	4051	3938	2640
Sec Mod	2076	2332	2605	2628	2480	2567	2498	2080	1933	1412
Independent	4837	4963	5321	5726	5954	6188	5914	5674	5798	5592
Sixth Form	71	42	62	56	47	19	13	10	17	16
FE/Tertiary	131	179	209	129	129	76	26	46	55	26
Academy	929	1296	9913
Other	238	233	196	245	152	177	340	140	210	296

GCSE MUSIC Entries by school type 2002–2011



GCSE MUSIC Grade A* by school type 2002- 2011

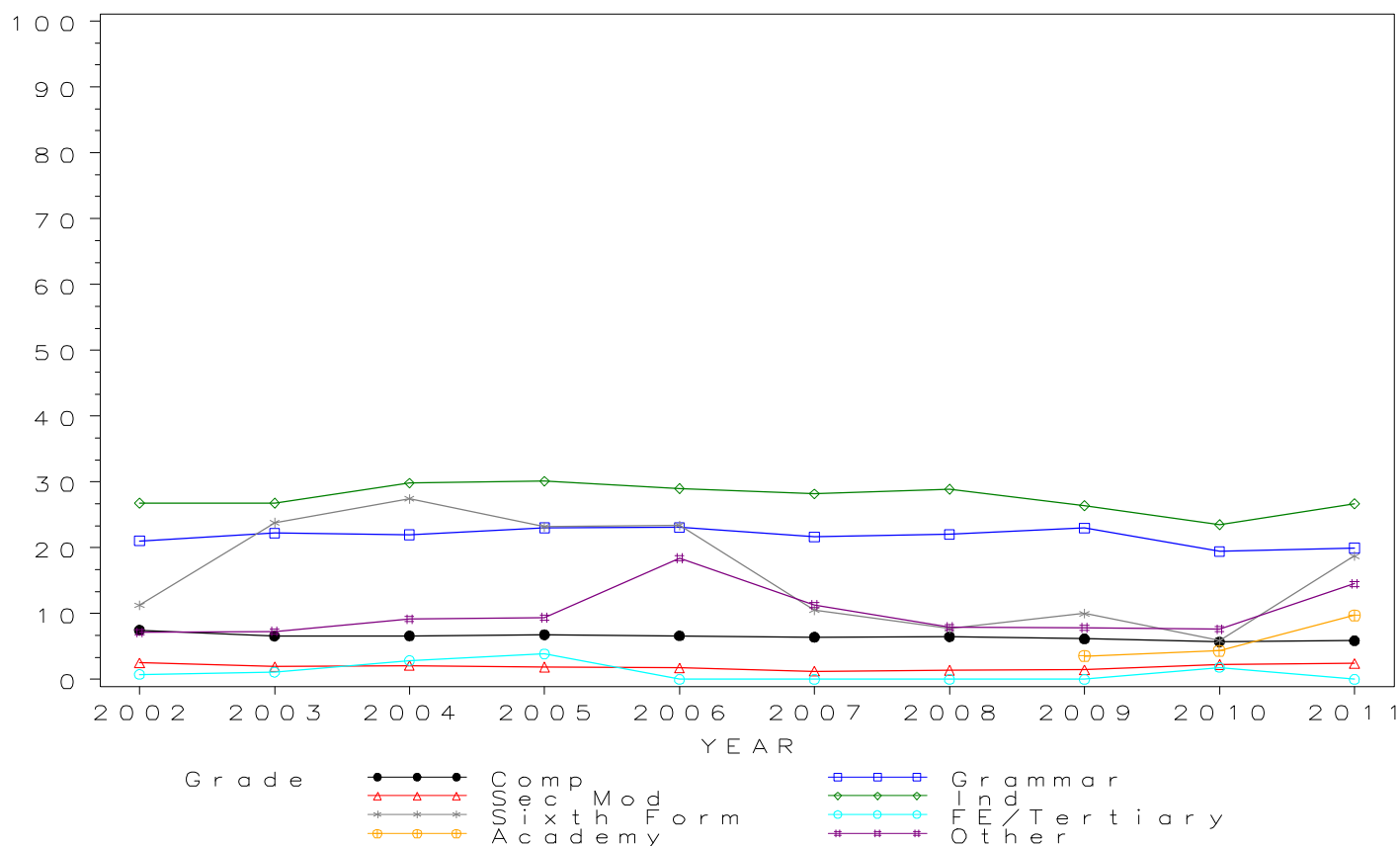
Cumulative Percentages

School type	2002	2003	2004	2005	2006	2007	2008	2009	2010	2011
Comprehensive	7.5	6.6	6.6	6.8	6.6	6.4	6.5	6.2	5.7	5.9
Grammar	21.0	22.2	22.0	23.1	23.1	21.6	22.1	23.0	19.5	20.0
Sec Mod	2.5	1.9	2.1	1.9	1.7	1.2	1.4	1.4	2.3	2.4
Independent	26.8	26.8	29.8	30.1	29.0	28.2	28.9	26.4	23.5	26.7
Sixth Form	11.3	23.8	27.4	23.2	23.4	10.5	7.7	10.0	5.9	18.8
FE/Tertiary	0.8	1.1	2.9	3.9	0.0	0.0	0.0	0.0	1.8	0.0
Academy	3.6	4.4	9.8
Other	7.1	7.3	9.2	9.4	18.4	11.3	7.9	7.9	7.6	14.5

Cumulative Numbers

School type	2002	2003	2004	2005	2006	2007	2008	2009	2010	2011
Comprehensive	2844	2692	2954	3112	3173	3096	3041	2502	2168	1670
Grammar	642	765	825	896	924	877	915	932	766	527
Sec Mod	52	45	55	50	43	32	35	30	44	34
Independent	1296	1330	1586	1724	1727	1745	1709	1498	1363	1493
Sixth Form	8	10	17	13	11	2	1	1	1	3
FE/Tertiary	1	2	6	5	0	0	0	0	1	0
Academy	33	57	971
Other	17	17	18	23	28	20	27	11	16	43

Cumulative % at Grade A* by school type



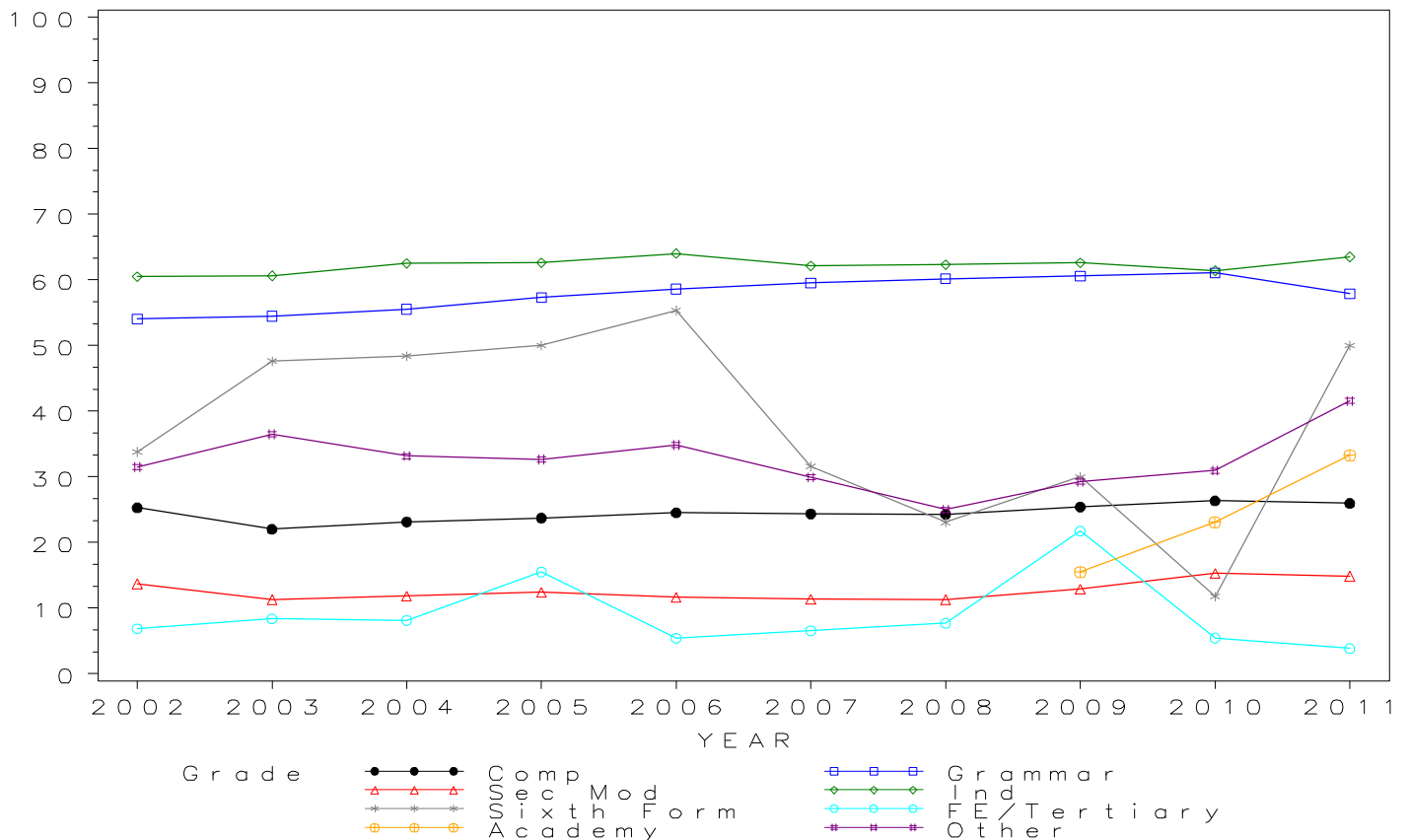
GCSE MUSIC Grade A by school type 2002- 2011 Cumulative Percentages

School type	2002	2003	2004	2005	2006	2007	2008	2009	2010	2011
Comprehensive	25.3	22.0	23.1	23.7	24.5	24.4	24.3	25.4	26.3	26.0
Grammar	54.0	54.5	55.5	57.3	58.6	59.5	60.2	60.6	61.1	57.9
Sec Mod	13.7	11.3	11.8	12.4	11.7	11.4	11.3	12.9	15.3	14.9
Independent	60.5	60.6	62.5	62.6	64.0	62.1	62.3	62.6	61.4	63.5
Sixth Form	33.8	47.6	48.4	50.0	55.3	31.6	23.1	30.0	11.8	50.0
FE/Tertiary	6.9	8.4	8.1	15.5	5.4	6.6	7.7	21.7	5.5	3.8
Academy	15.5	23.1	33.3
Other	31.5	36.5	33.2	32.7	34.9	29.9	25.0	29.3	31.0	41.6

Cumulative Numbers

School type	2002	2003	2004	2005	2006	2007	2008	2009	2010	2011
Comprehensive	9619	8976	10319	10874	11742	11734	11383	10323	10023	7372
Grammar	1648	1874	2085	2227	2345	2413	2496	2454	2405	1528
Sec Mod	285	264	308	327	289	292	283	268	296	210
Independent	2926	3008	3326	3584	3811	3843	3684	3552	3560	3551
Sixth Form	24	20	30	28	26	6	3	3	2	8
FE/Tertiary	9	15	17	20	7	5	2	10	3	1
Academy	144	299	3301
Other	75	85	65	80	53	53	85	41	65	123

Cumulative % at Grade A by school type



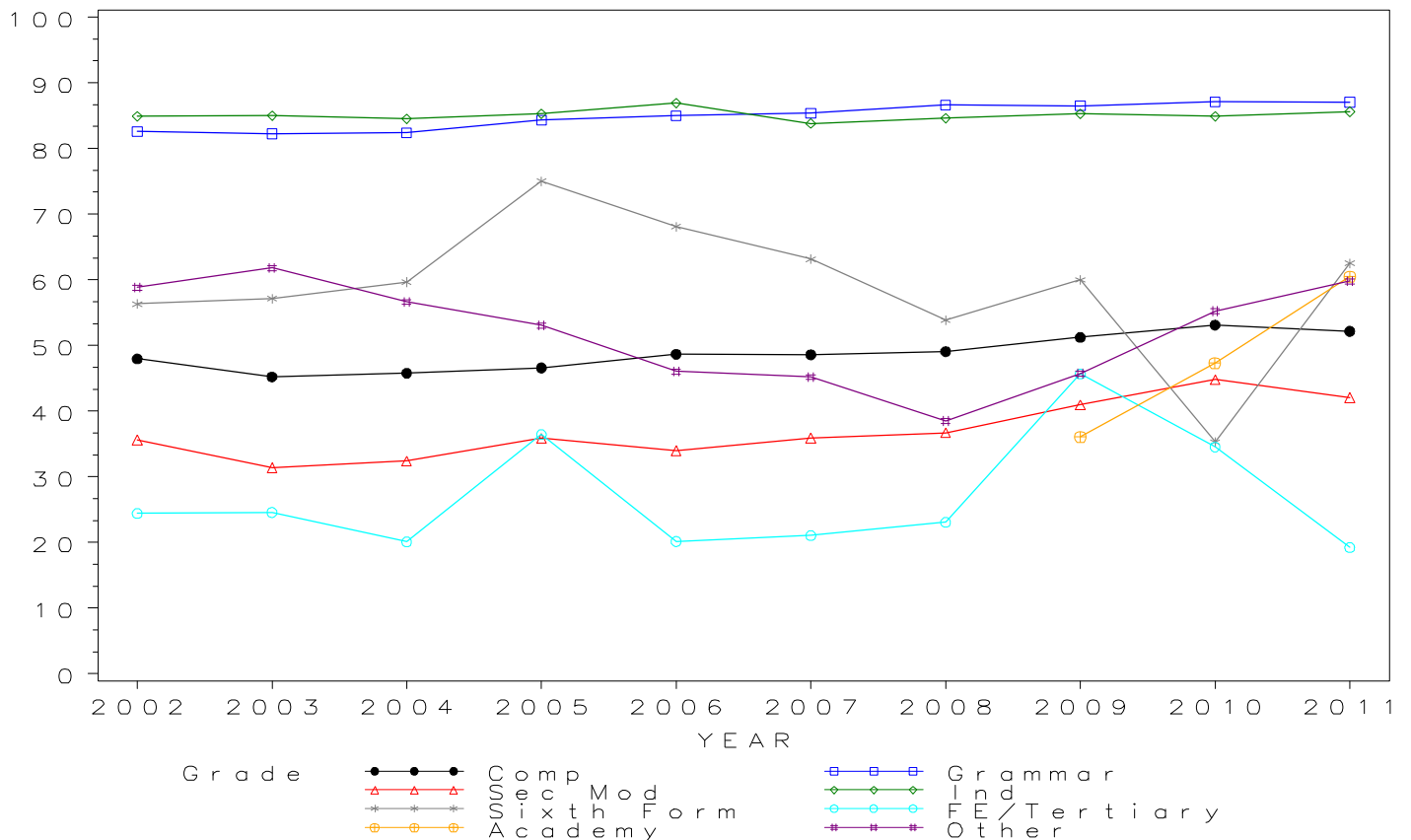
*GCSE MUSIC Grade B by school type 2002- 2011
Cumulative Percentages*

School type	2002	2003	2004	2005	2006	2007	2008	2009	2010	2011
Comprehensive	48.0	45.2	45.8	46.6	48.7	48.6	49.1	51.2	53.1	52.2
Grammar	82.6	82.2	82.4	84.3	85.0	85.4	86.6	86.5	87.1	87.0
Sec Mod	35.6	31.4	32.4	35.9	34.0	35.9	36.7	41.0	44.8	42.1
Independent	84.9	85.0	84.5	85.3	86.9	83.8	84.6	85.3	84.9	85.6
Sixth Form	56.3	57.1	59.7	75.0	68.1	63.2	53.8	60.0	35.3	62.5
FE/Tertiary	24.4	24.6	20.1	36.4	20.2	21.1	23.1	45.7	34.5	19.2
Academy	36.1	47.4	60.5
Other	58.8	61.8	56.6	53.1	46.1	45.2	38.5	45.7	55.2	59.8

Cumulative Numbers

School type	2002	2003	2004	2005	2006	2007	2008	2009	2010	2011
Comprehensive	18240	18434	20424	21357	23298	23414	23013	20825	20205	14810
Grammar	2519	2830	3093	3276	3401	3462	3593	3504	3431	2298
Sec Mod	740	732	845	943	843	922	917	852	866	594
Independent	4107	4219	4496	4884	5174	5186	5003	4840	4923	4787
Sixth Form	40	24	37	42	32	12	7	6	6	10
FE/Tertiary	32	44	42	47	26	16	6	21	19	5
Academy	335	614	5997
Other	140	144	111	130	70	80	131	64	116	177

Cumulative % at Grade B by school type

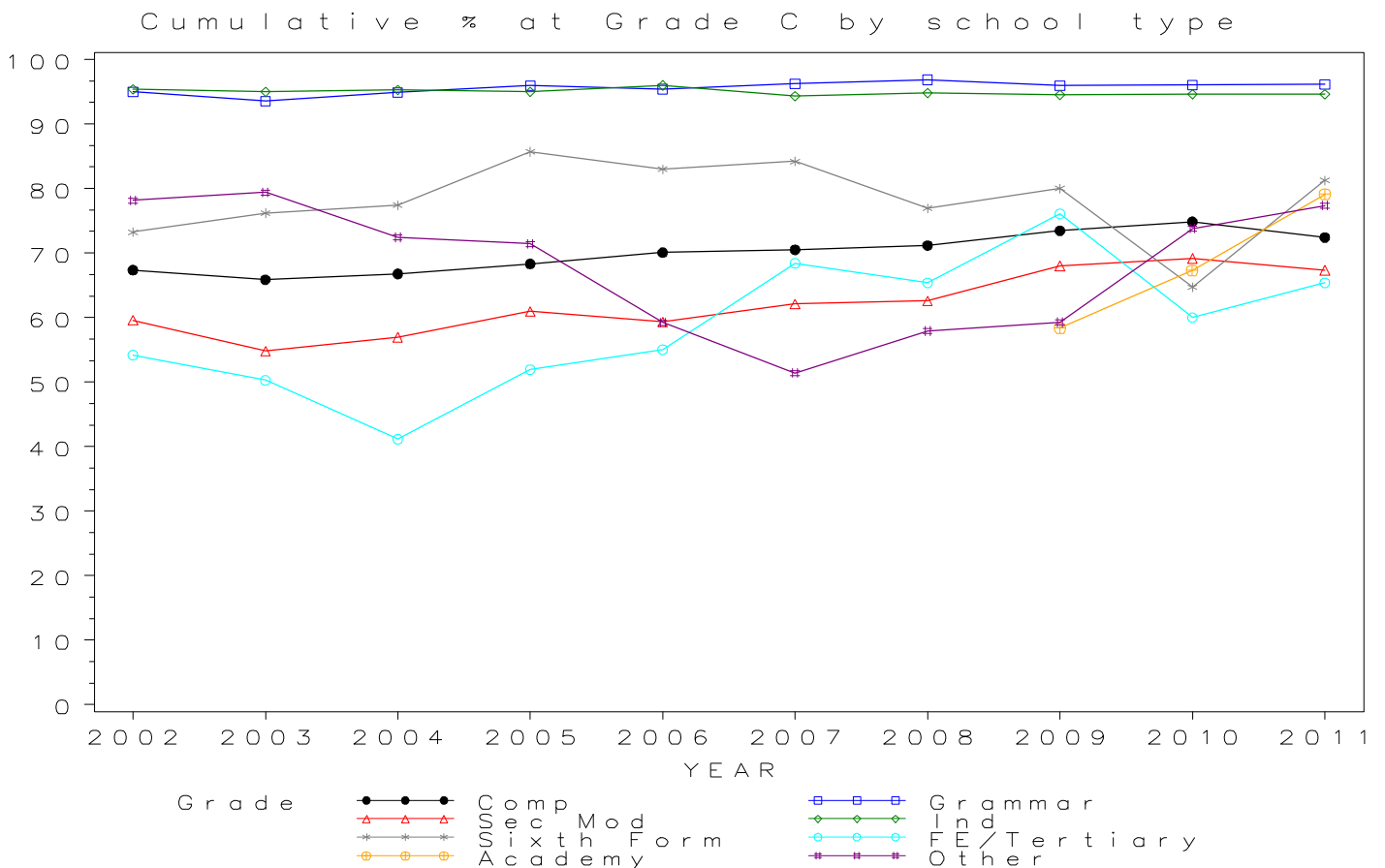


*GCSE MUSIC Grade C by school type 2002- 2011
Cumulative Percentages*

School type	2002	2003	2004	2005	2006	2007	2008	2009	2010	2011
Comprehensive	67.4	65.9	66.8	68.3	70.1	70.5	71.2	73.5	74.8	72.4
Grammar	95.0	93.5	94.9	96.0	95.4	96.2	96.9	95.9	96.1	96.1
Sec Mod	59.6	54.8	57.0	61.0	59.3	62.1	62.6	68.0	69.2	67.4
Independent	95.4	95.0	95.3	95.0	96.0	94.3	94.8	94.5	94.6	94.6
Sixth Form	73.2	76.2	77.4	85.7	83.0	84.2	76.9	80.0	64.7	81.3
FE/Tertiary	54.2	50.3	41.1	51.9	55.0	68.4	65.4	76.1	60.0	65.4
Academy	58.3	67.3	79.1
Other	78.2	79.4	72.4	71.4	59.2	51.4	57.9	59.3	73.8	77.4

Cumulative Numbers

School type	2002	2003	2004	2005	2006	2007	2008	2009	2010	2011
Comprehensive	25620	26849	29789	31321	33552	33972	33375	29856	28469	20557
Grammar	2898	3218	3563	3729	3818	3901	4019	3886	3783	2538
Sec Mod	1237	1278	1484	1602	1471	1594	1563	1415	1337	951
Independent	4614	4715	5071	5440	5716	5835	5606	5362	5485	5290
Sixth Form	52	32	48	48	39	16	10	8	11	13
FE/Tertiary	71	90	86	67	71	52	17	35	33	17
Academy	542	872	7841
Other	186	185	142	175	90	91	197	83	155	229

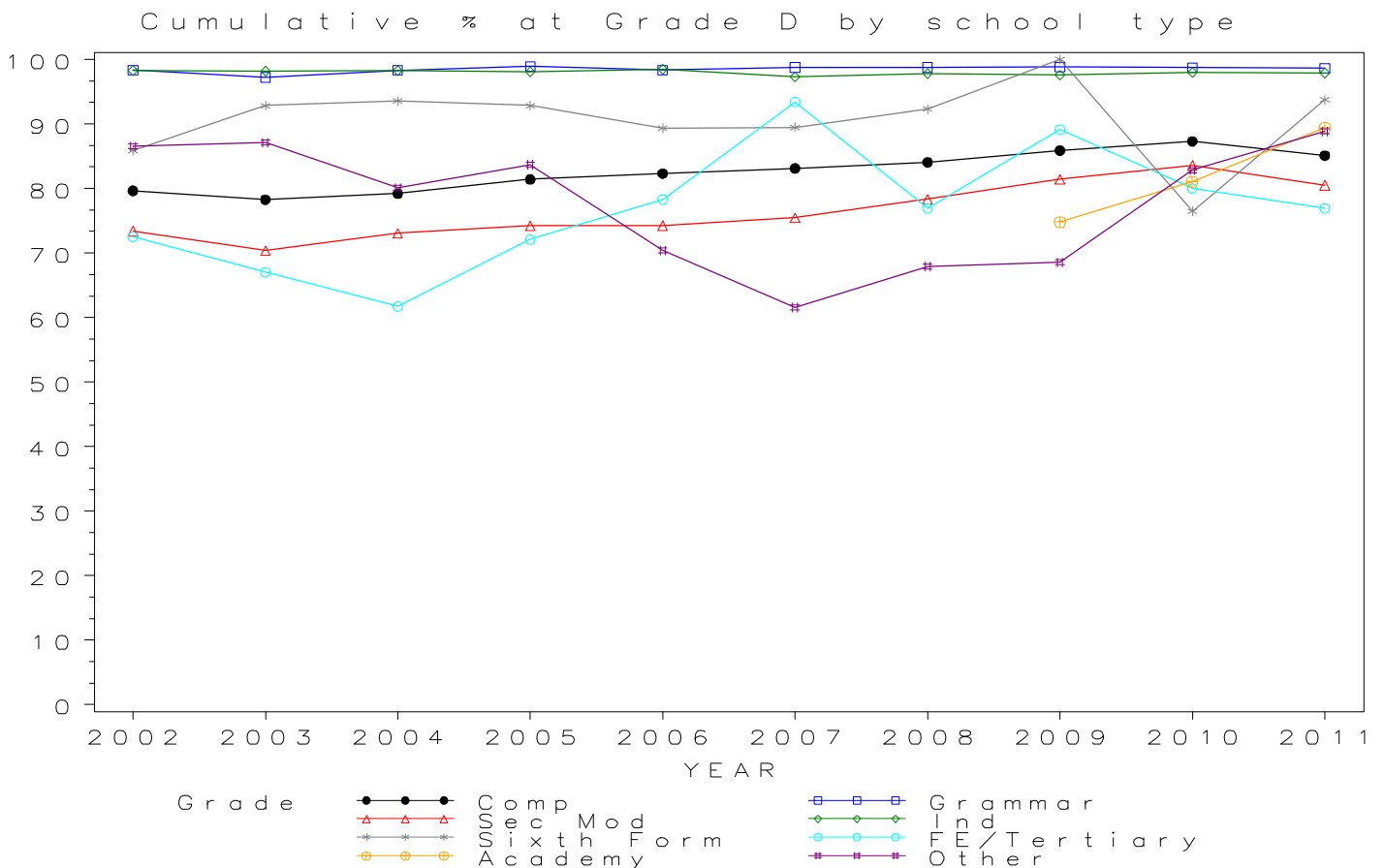


*GCSE MUSIC Grade D by school type 2002- 2011
Cumulative Percentages*

School type	2002	2003	2004	2005	2006	2007	2008	2009	2010	2011
Comprehensive	79.6	78.3	79.2	81.4	82.3	83.1	84.1	85.9	87.3	85.1
Grammar	98.4	97.2	98.3	98.9	98.4	98.8	98.8	98.8	98.7	98.6
Sec Mod	73.4	70.4	73.1	74.2	74.3	75.5	78.4	81.4	83.6	80.5
Independent	98.3	98.2	98.3	98.1	98.5	97.3	97.8	97.6	98.0	97.9
Sixth Form	85.9	92.9	93.5	92.9	89.4	89.5	92.3	100.0	76.5	93.8
FE/Tertiary	72.5	67.0	61.7	72.1	78.3	93.4	76.9	89.1	80.0	76.9
Academy	74.8	81.1	89.4
Other	86.6	87.1	80.1	83.7	70.4	61.6	67.9	68.6	82.9	88.9

Cumulative Numbers

School type	2002	2003	2004	2005	2006	2007	2008	2009	2010	2011
Comprehensive	30292	31905	35336	37319	39412	40049	39416	34911	33213	24165
Grammar	3001	3346	3691	3844	3937	4004	4099	4004	3888	2604
Sec Mod	1524	1641	1904	1951	1842	1938	1958	1694	1616	1137
Independent	4755	4874	5231	5617	5865	6021	5784	5538	5682	5475
Sixth Form	61	39	58	52	42	17	12	10	13	15
FE/Tertiary	95	120	129	93	101	71	20	41	44	20
Academy	695	1051	8862
Other	206	203	157	205	107	109	231	96	174	263

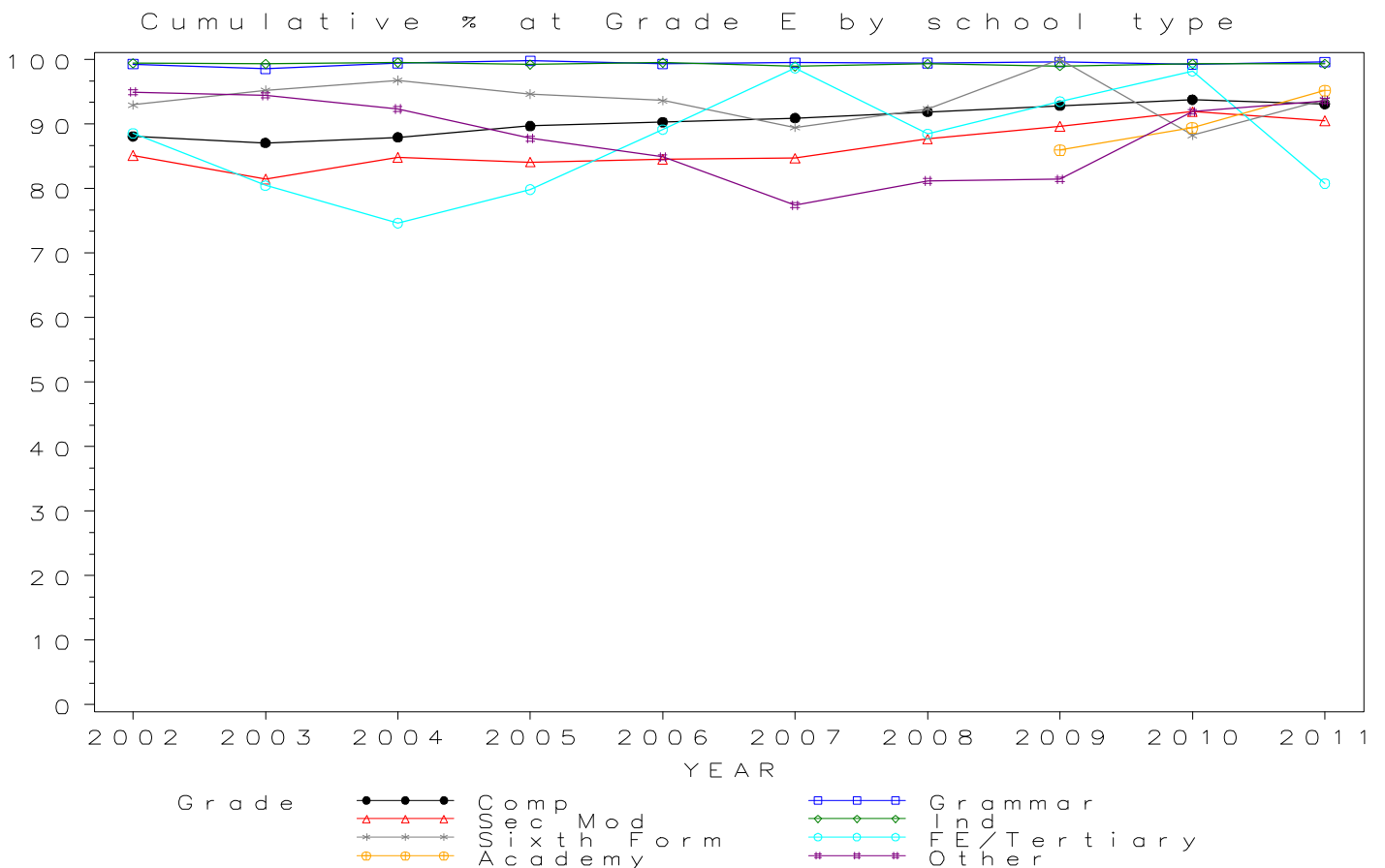


*GCSE MUSIC Grade E by school type 2002- 2011
Cumulative Percentages*

School type	2002	2003	2004	2005	2006	2007	2008	2009	2010	2011
Comprehensive	88.1	87.1	87.9	89.7	90.3	90.9	91.9	92.8	93.8	93.1
Grammar	99.3	98.6	99.4	99.8	99.3	99.5	99.4	99.6	99.3	99.6
Sec Mod	85.1	81.5	84.8	84.1	84.6	84.7	87.7	89.7	91.9	90.5
Independent	99.4	99.3	99.5	99.2	99.5	98.9	99.3	99.0	99.3	99.3
Sixth Form	93.0	95.2	96.8	94.6	93.6	89.5	92.3	100.0	88.2	93.8
FE/Tertiary	88.5	80.4	74.6	79.8	89.1	98.7	88.5	93.5	98.2	80.8
Academy	86.0	89.4	95.2
Other	95.0	94.4	92.3	87.8	84.9	77.4	81.2	81.4	91.9	93.6

Cumulative Numbers

School type	2002	2003	2004	2005	2006	2007	2008	2009	2010	2011
Comprehensive	33502	35494	39234	41110	43228	43806	43085	37734	35671	26436
Grammar	3029	3392	3733	3878	3975	4033	4126	4035	3909	2630
Sec Mod	1767	1900	2210	2210	2097	2174	2190	1865	1777	1278
Independent	4808	4928	5294	5680	5924	6120	5873	5617	5757	5553
Sixth Form	66	40	60	53	44	17	12	10	15	15
FE/Tertiary	116	144	156	103	115	75	23	43	54	21
Academy	799	1159	9437
Other	226	220	181	215	129	137	276	114	193	277

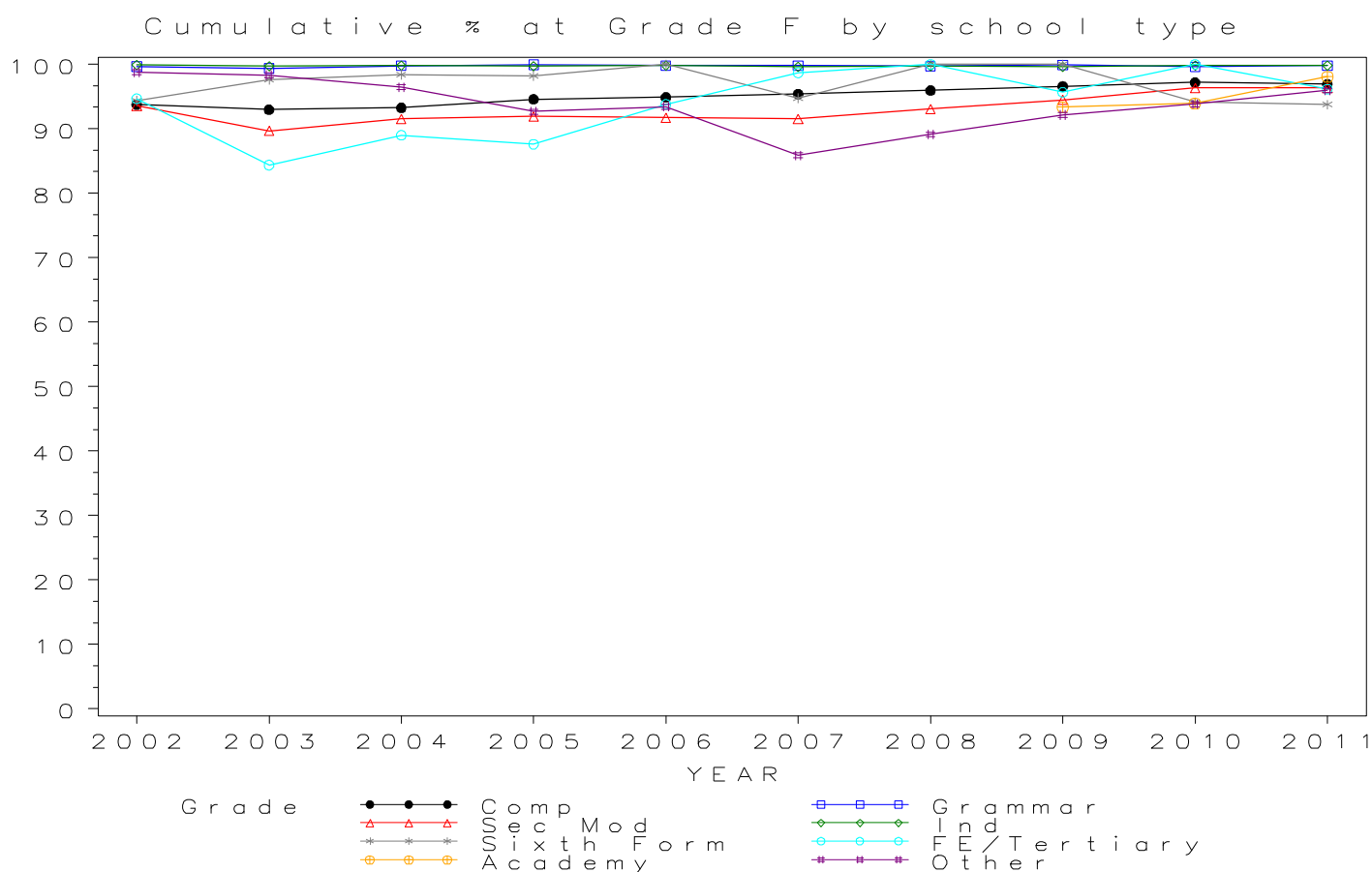


*GCSE MUSIC Grade F by school type 2002- 2011
Cumulative Percentages*

School type	2002	2003	2004	2005	2006	2007	2008	2009	2010	2011
Comprehensive	93.7	93.0	93.2	94.6	94.9	95.4	95.9	96.6	97.2	96.9
Grammar	99.6	99.4	99.8	99.9	99.8	99.8	99.7	99.9	99.6	99.8
Sec Mod	93.6	89.7	91.5	91.9	91.7	91.5	93.1	94.5	96.3	96.3
Independent	99.9	99.7	99.8	99.7	99.8	99.6	99.7	99.6	99.8	99.8
Sixth Form	94.4	97.6	98.4	98.2	100.0	94.7	100.0	100.0	94.1	93.8
FE/Tertiary	94.7	84.4	89.0	87.6	93.8	98.7	100.0	95.7	100.0	96.2
Academy	93.3	94.0	98.1
Other	98.7	98.3	96.4	92.7	93.4	85.9	89.1	92.1	93.8	95.9

Cumulative Numbers

School type	2002	2003	2004	2005	2006	2007	2008	2009	2010	2011
Comprehensive	35653	37893	41601	43351	45417	45948	44986	39248	36964	27508
Grammar	3040	3419	3745	3883	3994	4046	4137	4046	3923	2635
Sec Mod	1943	2091	2384	2415	2275	2350	2325	1965	1862	1360
Independent	4832	4948	5310	5709	5942	6163	5896	5651	5786	5581
Sixth Form	67	41	61	55	47	18	13	10	16	15
FE/Tertiary	124	151	186	113	121	75	26	44	55	25
Academy	867	1218	9725
Other	235	229	189	227	142	152	303	129	197	284

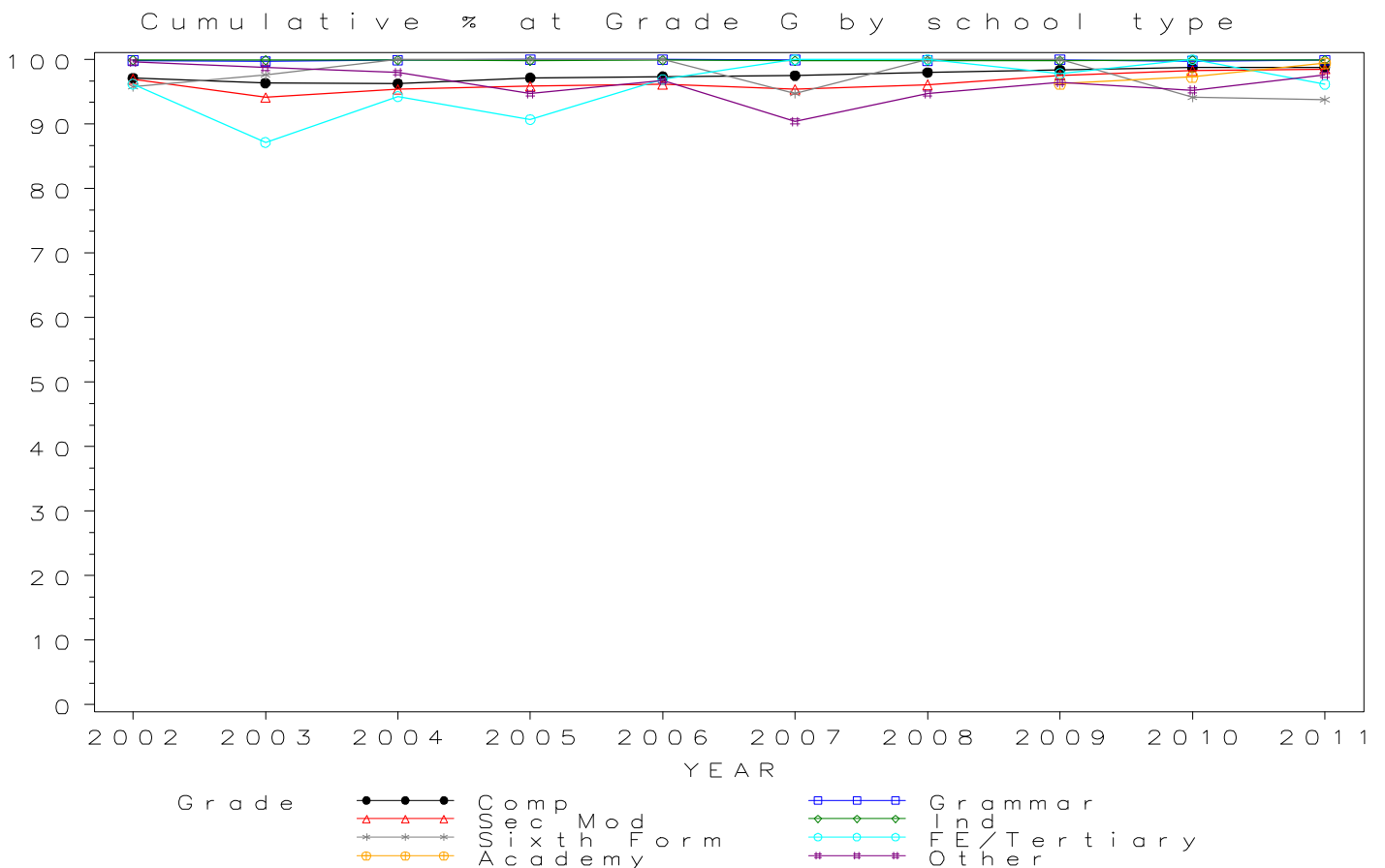


*GCSE MUSIC Grade G by school type 2002- 2011
Cumulative Percentages*

School type	2002	2003	2004	2005	2006	2007	2008	2009	2010	2011
Comprehensive	97.1	96.3	96.2	97.2	97.3	97.5	98.0	98.4	98.7	98.8
Grammar	99.8	99.7	99.9	100.0	100.0	99.9	99.8	100.0	99.7	99.9
Sec Mod	97.0	94.1	95.4	95.9	96.2	95.4	96.1	97.5	98.3	98.5
Independent	99.9	99.9	99.9	99.8	99.9	99.8	99.8	99.8	99.9	99.9
Sixth Form	95.8	97.6	100.0	100.0	100.0	94.7	100.0	100.0	94.1	93.8
FE/Tertiary	96.2	87.2	94.3	90.7	96.9	100.0	100.0	97.8	100.0	96.2
Academy	96.2	97.3	99.4
Other	99.6	98.7	98.0	94.7	96.7	90.4	94.7	96.4	95.2	97.6

Cumulative Numbers

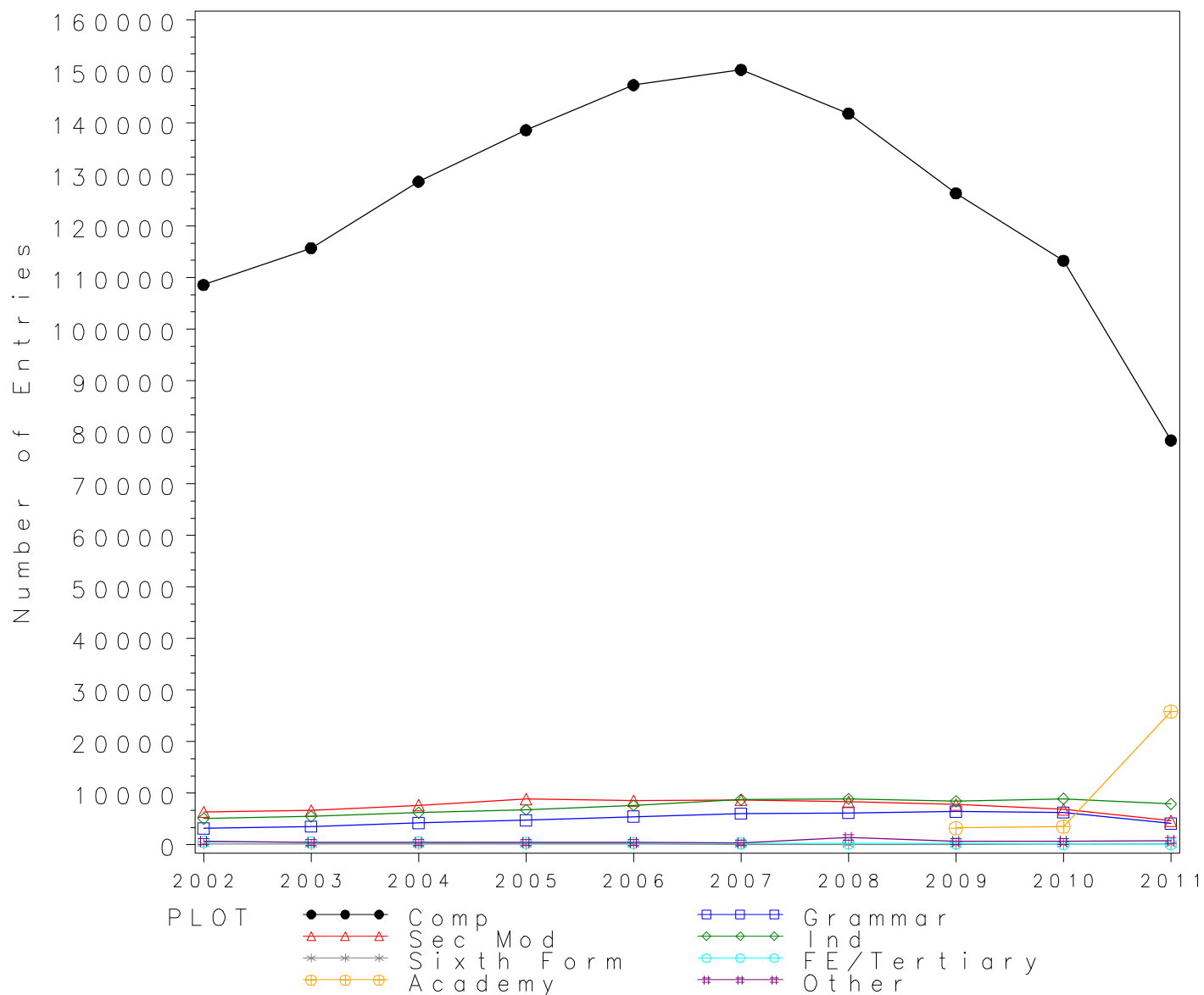
School type	2002	2003	2004	2005	2006	2007	2008	2009	2010	2011
Comprehensive	36931	39270	42942	44538	46606	46974	45949	39984	37552	28044
Grammar	3046	3430	3750	3885	4001	4051	4142	4049	3928	2637
Sec Mod	2013	2195	2485	2519	2385	2448	2400	2029	1900	1391
Independent	4832	4958	5316	5715	5948	6176	5902	5663	5792	5586
Sixth Form	68	41	62	56	47	18	13	10	16	15
FE/Tertiary	126	156	197	117	125	76	26	45	55	25
Academy	894	1261	9854
Other	237	230	192	232	147	160	322	135	200	289



Numbers of GCSE entries in PE/SPORT by school type 2002- 2011

School type	2002	2003	2004	2005	2006	2007	2008	2009	2010	2011
Comprehensive	108589	115697	128599	138588	147329	150293	141788	126341	113269	78415
Grammar	3175	3555	4200	4745	5454	6070	6191	6461	6268	4129
Sec Mod	6386	6630	7664	8837	8549	8693	8314	7778	6855	4662
Independent	5040	5468	6234	6804	7656	8723	8892	8419	8932	7900
Sixth Form	192	147	126	133	135	79	63	62	130	132
FE/Tertiary	576	469	475	377	395	259	265	274	171	127
Academy	3262	3498	25845
Other	627	438	423	454	423	383	1417	622	649	828

GCSE PE/SPORT Entries by school type 2002–2011



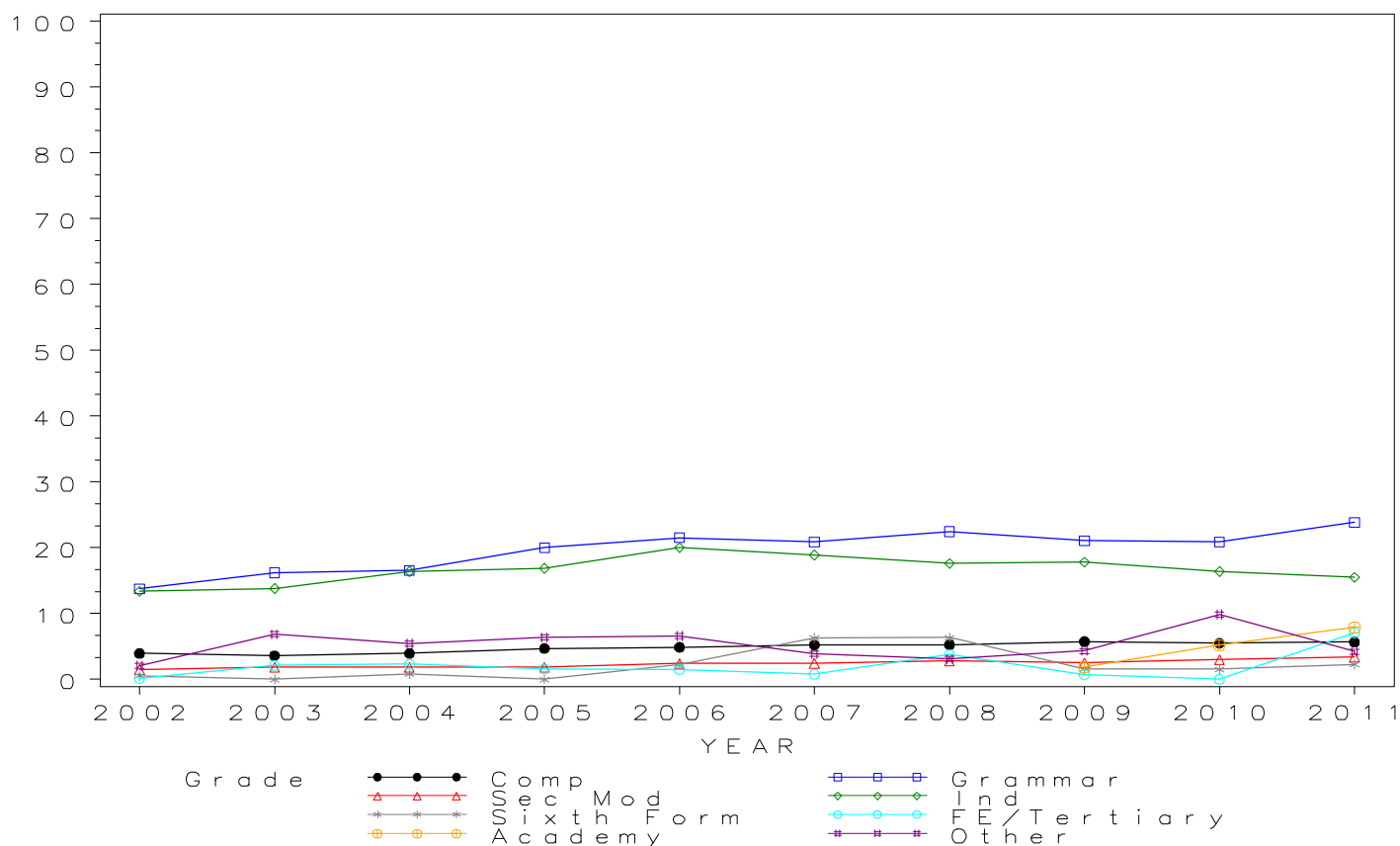
GCSE PE/SPORT Grade A* by school type 2002- 2011 Cumulative Percentages

School type	2002	2003	2004	2005	2006	2007	2008	2009	2010	2011
Comprehensive	3.9	3.6	4.0	4.7	4.9	5.2	5.2	5.8	5.5	5.7
Grammar	13.8	16.2	16.5	20.0	21.5	20.9	22.5	21.1	20.9	23.9
Sec Mod	1.5	1.8	1.8	1.9	2.4	2.5	2.8	2.5	3.0	3.4
Independent	13.4	13.8	16.4	16.9	20.0	18.9	17.6	17.8	16.4	15.5
Sixth Form	0.5	0.0	0.8	0.0	2.2	6.3	6.3	1.6	1.5	2.3
FE/Tertiary	0.2	2.1	2.3	1.6	1.5	0.8	3.8	0.7	0.0	7.1
Academy	1.9	5.2	7.9
Other	2.1	6.8	5.4	6.4	6.6	3.9	3.1	4.3	9.9	4.2

Cumulative Numbers

School type	2002	2003	2004	2005	2006	2007	2008	2009	2010	2011
Comprehensive	4280	4161	5089	6514	7196	7840	7441	7271	6229	4458
Grammar	437	577	695	951	1174	1268	1391	1362	1310	985
Sec Mod	96	122	140	164	208	215	233	198	206	160
Independent	675	755	1022	1150	1531	1649	1565	1499	1465	1225
Sixth Form	1	0	1	0	3	5	4	1	2	3
FE/Tertiary	1	10	11	6	6	2	10	2	0	9
Academy	62	182	2042
Other	13	30	23	29	28	15	44	27	64	35

Cumulative % at Grade A* by school type



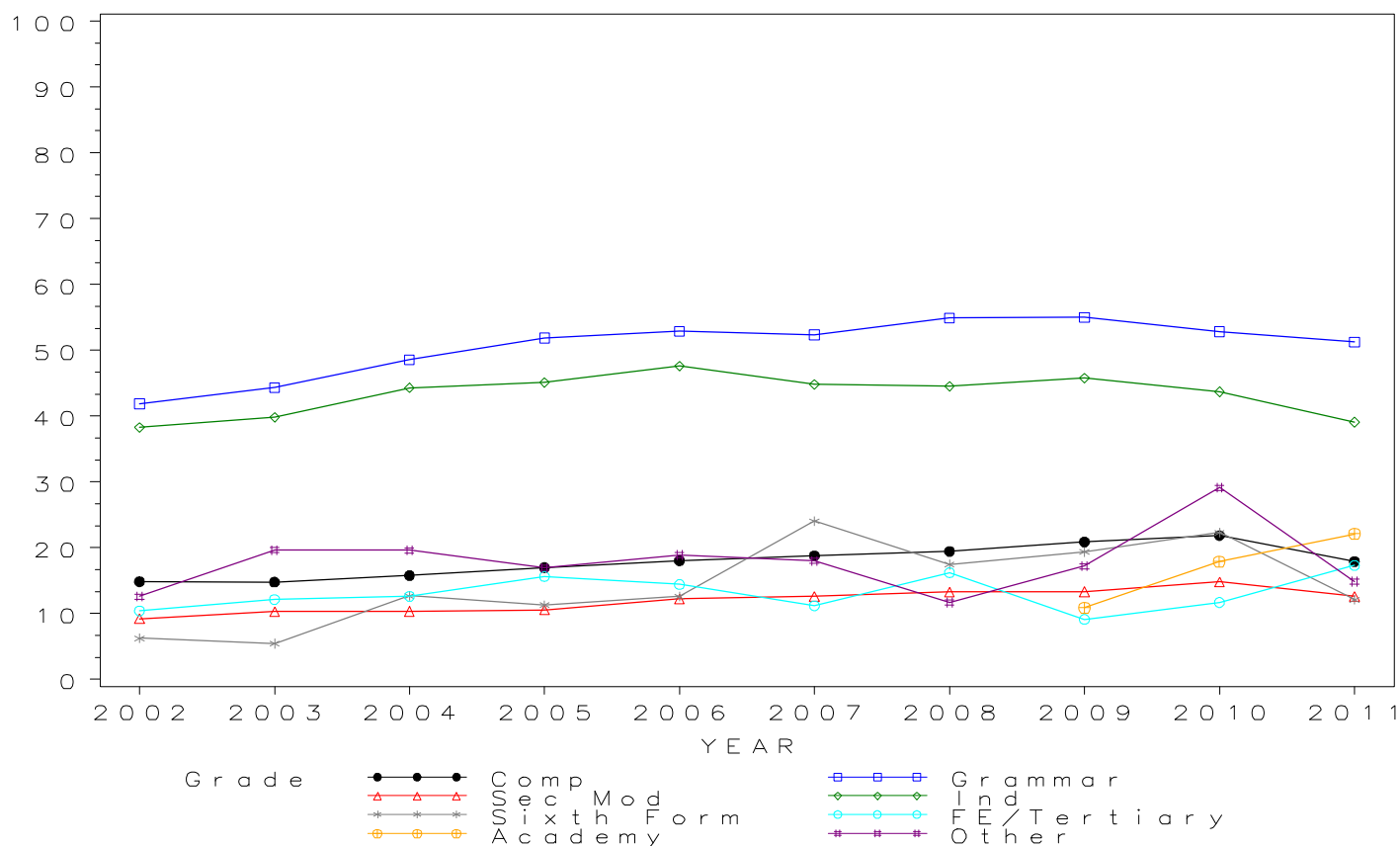
GCSE PE/SPORT Grade A by school type 2002- 2011 Cumulative Percentages

School type	2002	2003	2004	2005	2006	2007	2008	2009	2010	2011
Comprehensive	14.9	14.8	15.8	17.0	18.0	18.8	19.4	20.9	21.9	17.9
Grammar	41.9	44.4	48.5	51.9	52.9	52.4	54.9	55.0	52.8	51.2
Sec Mod	9.2	10.3	10.3	10.6	12.2	12.6	13.3	13.3	14.8	12.6
Independent	38.3	39.8	44.3	45.1	47.6	44.8	44.5	45.8	43.7	39.1
Sixth Form	6.3	5.4	12.7	11.3	12.6	24.1	17.5	19.4	22.3	12.1
FE/Tertiary	10.4	12.2	12.6	15.6	14.4	11.2	16.2	9.1	11.7	17.3
Academy	10.9	17.9	22.1
Other	12.6	19.6	19.6	17.0	18.9	18.0	11.7	17.2	29.1	14.9

Cumulative Numbers

School type	2002	2003	2004	2005	2006	2007	2008	2009	2010	2011
Comprehensive	16142	17114	20298	23558	26576	28238	27571	26384	24770	14048
Grammar	1330	1577	2039	2461	2884	3178	3400	3555	3312	2116
Sec Mod	589	682	793	934	1044	1095	1105	1036	1016	589
Independent	1930	2176	2762	3069	3644	3908	3957	3856	3903	3089
Sixth Form	12	8	16	15	17	19	11	12	29	16
FE/Tertiary	60	57	60	59	57	29	43	25	20	22
Academy	356	626	5712
Other	79	86	83	77	80	69	166	107	189	123

Cumulative % at Grade A by school type



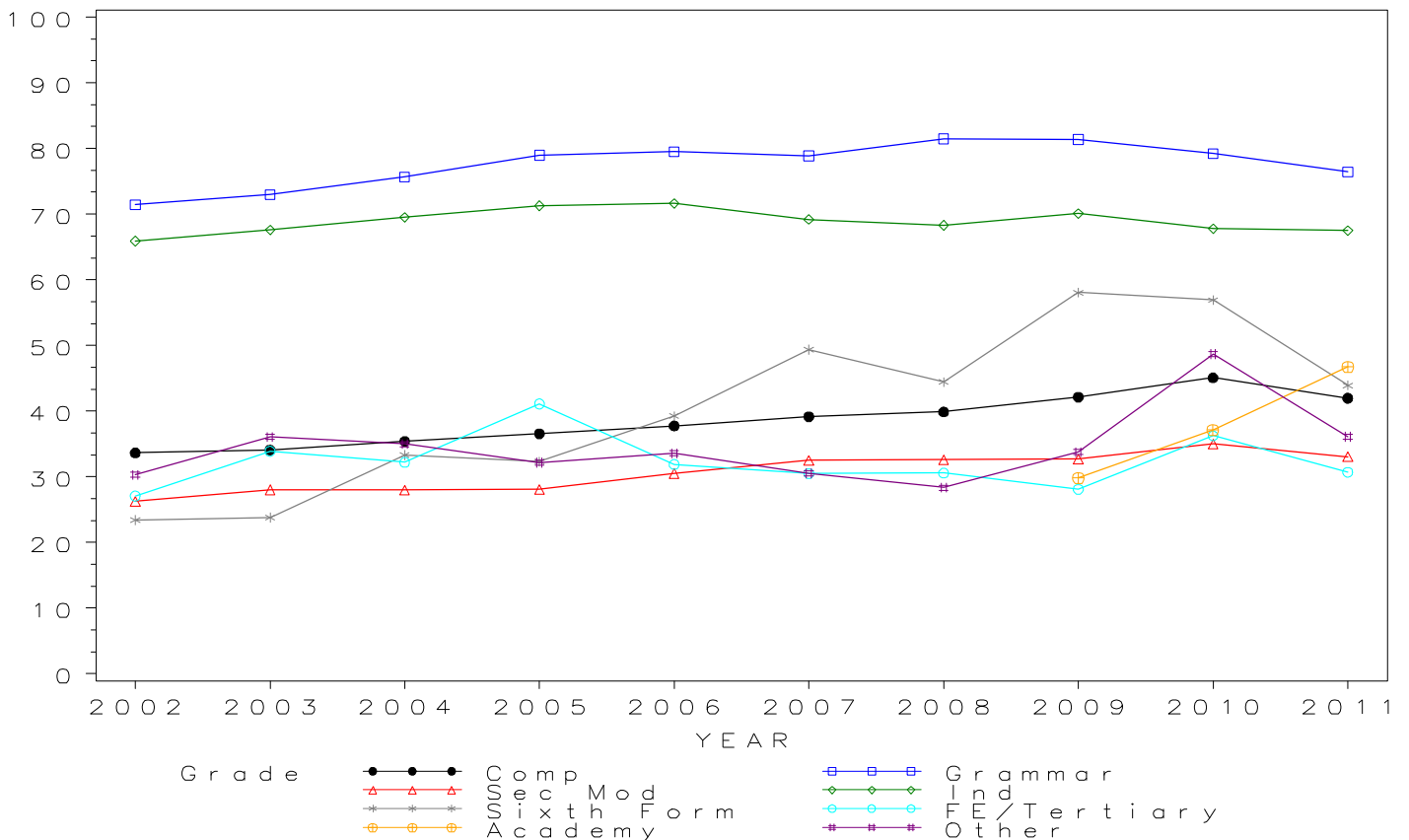
*GCSE PE/SPORT Grade B by school type 2002- 2011
Cumulative Percentages*

School type	2002	2003	2004	2005	2006	2007	2008	2009	2010	2011
Comprehensive	33.7	34.1	35.4	36.6	37.8	39.2	39.9	42.1	45.1	42.0
Grammar	71.5	73.0	75.7	79.0	79.5	78.9	81.5	81.4	79.2	76.5
Sec Mod	26.3	28.1	28.0	28.1	30.6	32.5	32.6	32.7	35.0	33.1
Independent	65.9	67.6	69.5	71.3	71.6	69.2	68.3	70.1	67.8	67.5
Sixth Form	23.4	23.8	33.3	32.3	39.3	49.4	44.4	58.1	56.9	43.9
FE/Tertiary	27.1	33.9	32.2	41.1	31.9	30.5	30.6	28.1	36.3	30.7
Academy	29.8	37.1	46.8
Other	30.3	36.1	35.0	32.2	33.6	30.5	28.4	33.8	48.7	36.1

Cumulative Numbers

School type	2002	2003	2004	2005	2006	2007	2008	2009	2010	2011
Comprehensive	36546	39430	45520	50676	55636	58841	56555	53227	51063	32911
Grammar	2269	2595	3179	3748	4336	4788	5044	5258	4965	3157
Sec Mod	1678	1860	2146	2483	2612	2825	2711	2543	2399	1541
Independent	3321	3696	4333	4851	5482	6036	6073	5902	6056	5333
Sixth Form	45	35	42	43	53	39	28	36	74	58
FE/Tertiary	156	159	153	155	126	79	81	77	62	39
Academy	972	1298	12095
Other	190	158	148	146	142	117	402	210	316	299

Cumulative % at Grade B by school type



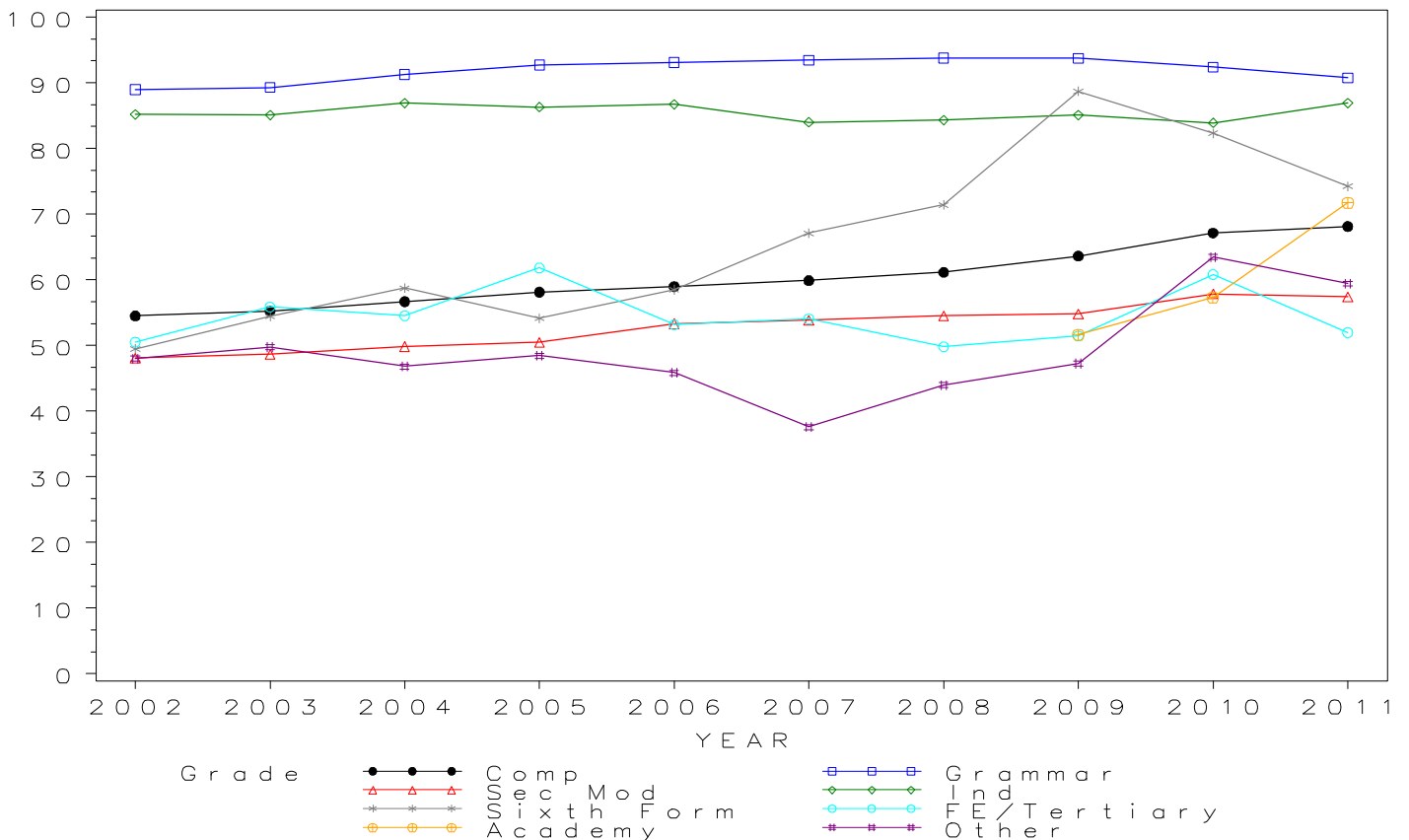
*GCSE PE/SPORT Grade C by school type 2002- 2011
Cumulative Percentages*

School type	2002	2003	2004	2005	2006	2007	2008	2009	2010	2011
Comprehensive	54.5	55.2	56.7	58.1	59.0	59.9	61.1	63.6	67.1	68.1
Grammar	89.0	89.3	91.3	92.7	93.1	93.4	93.8	93.8	92.4	90.8
Sec Mod	48.1	48.7	49.8	50.5	53.3	53.8	54.5	54.8	57.9	57.4
Independent	85.2	85.1	86.9	86.3	86.7	84.0	84.3	85.1	83.9	86.9
Sixth Form	49.5	54.4	58.7	54.1	58.5	67.1	71.4	88.7	82.3	74.2
FE/Tertiary	50.5	55.9	54.5	61.8	53.2	54.1	49.8	51.5	60.8	52.0
Academy	51.7	57.3	71.7
Other	48.0	49.8	46.8	48.5	45.9	37.6	44.0	47.3	63.5	59.4

Cumulative Numbers

School type	2002	2003	2004	2005	2006	2007	2008	2009	2010	2011
Comprehensive	59189	63901	72893	80548	86888	90017	86700	80380	76046	53424
Grammar	2825	3174	3834	4399	5078	5672	5805	6058	5790	3748
Sec Mod	3069	3227	3820	4462	4557	4679	4531	4264	3966	2676
Independent	4294	4653	5417	5872	6638	7327	7496	7165	7494	6865
Sixth Form	95	80	74	72	79	53	45	55	107	98
FE/Tertiary	291	262	259	233	210	140	132	141	104	66
Academy	1686	2004	18531
Other	301	218	198	220	194	144	623	294	412	492

Cumulative % at Grade C by school type

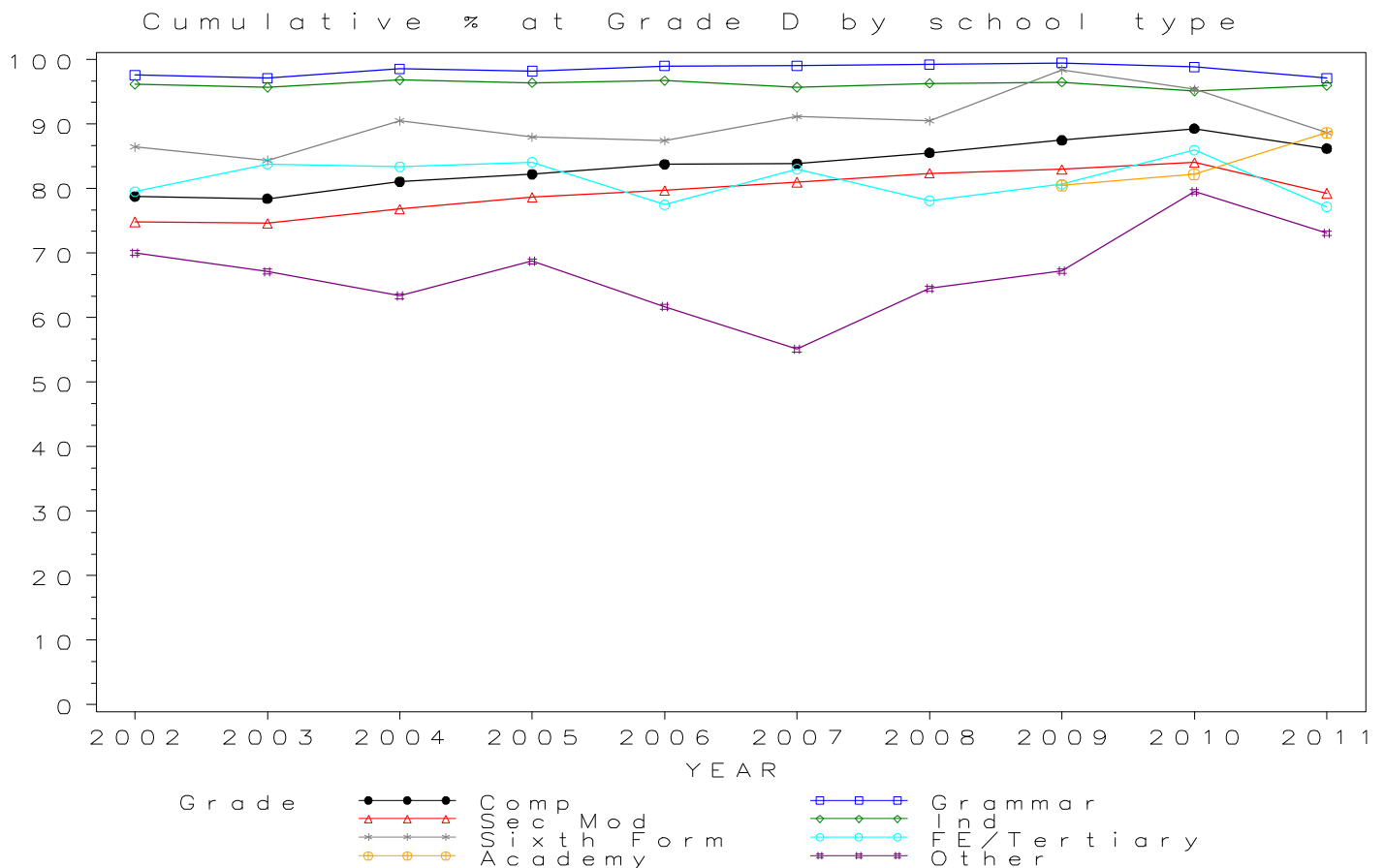


GCSE PE/SPORT Grade D by school type 2002- 2011 Cumulative Percentages

School type	2002	2003	2004	2005	2006	2007	2008	2009	2010	2011
Comprehensive	78.8	78.4	81.1	82.2	83.7	83.9	85.5	87.5	89.3	86.2
Grammar	97.6	97.1	98.5	98.2	99.0	99.0	99.2	99.5	98.8	97.1
Sec Mod	74.9	74.6	76.8	78.6	79.7	81.0	82.4	83.0	84.0	79.3
Independent	96.2	95.7	96.8	96.4	96.7	95.7	96.3	96.5	95.1	96.0
Sixth Form	86.5	84.4	90.5	88.0	87.4	91.1	90.5	98.4	95.4	88.6
FE/Tertiary	79.5	83.8	83.4	84.1	77.5	83.0	78.1	80.7	86.0	77.2
Academy	80.5	82.2	88.7
Other	70.0	67.1	63.4	68.7	61.7	55.1	64.5	67.2	79.5	73.1

Cumulative Numbers

School type	2002	2003	2004	2005	2006	2007	2008	2009	2010	2011
Comprehensive	85546	90736	104234	113947	123387	126022	121283	110506	101135	67597
Grammar	3099	3452	4138	4660	5399	6011	6144	6427	6195	4009
Sec Mod	4780	4946	5886	6948	6816	7041	6848	6452	5760	3695
Independent	4848	5233	6035	6559	7403	8348	8563	8124	8494	7584
Sixth Form	166	124	114	117	118	72	57	61	124	117
FE/Tertiary	458	393	396	317	306	215	207	221	147	98
Academy	2626	2875	22925
Other	439	294	268	312	261	211	914	418	516	605

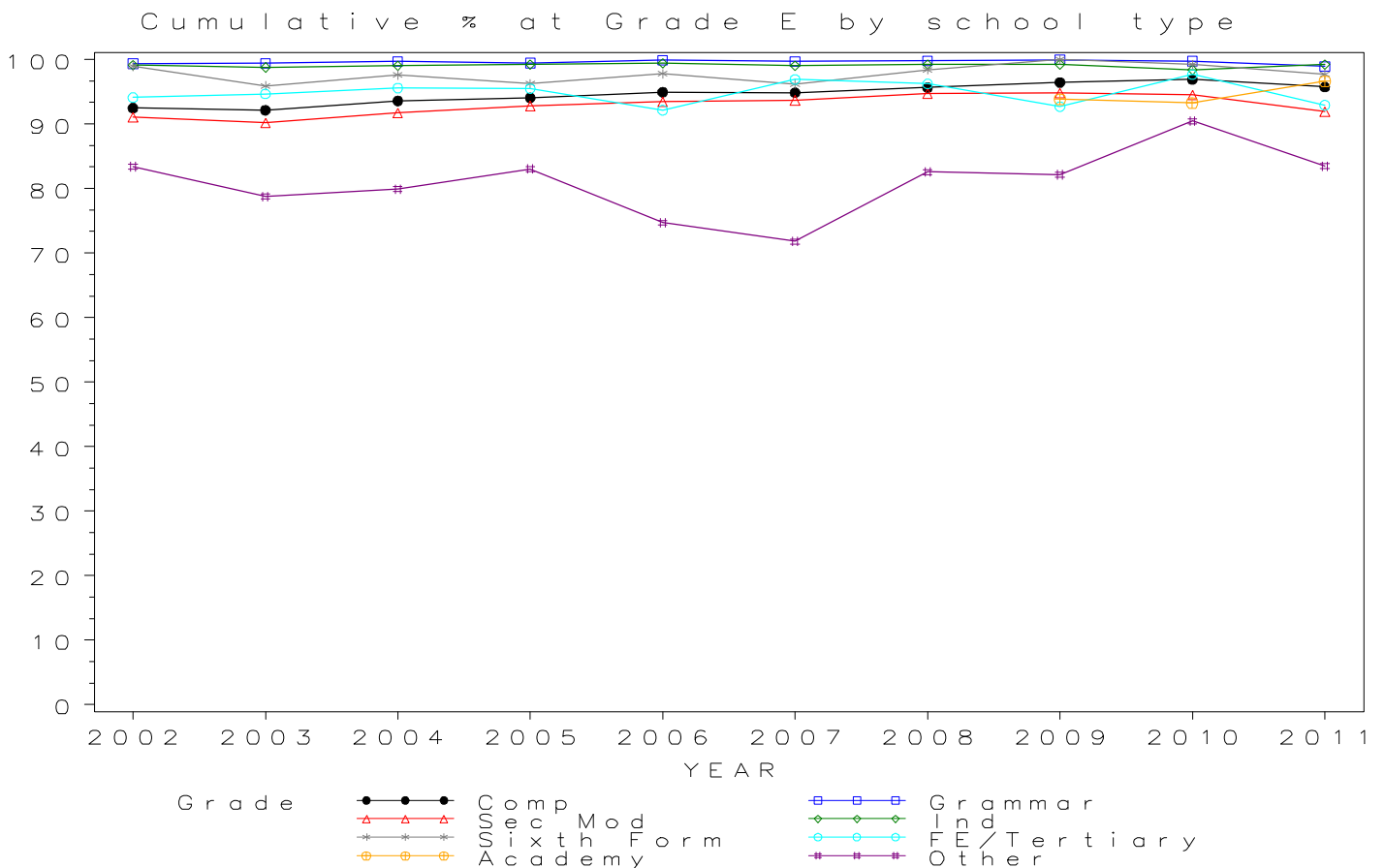


*GCSE PE/SPORT Grade E by school type 2002- 2011
Cumulative Percentages*

School type	2002	2003	2004	2005	2006	2007	2008	2009	2010	2011
Comprehensive	92.5	92.1	93.6	94.1	94.9	94.9	95.6	96.4	96.9	95.7
Grammar	99.4	99.4	99.7	99.5	99.9	99.7	99.8	100.0	99.7	98.9
Sec Mod	91.0	90.2	91.7	92.8	93.4	93.7	94.7	94.8	94.5	91.9
Independent	99.1	98.8	99.0	99.2	99.4	99.0	99.2	99.2	98.4	99.2
Sixth Form	99.0	95.9	97.6	96.2	97.8	96.2	98.4	100.0	99.2	97.7
FE/Tertiary	94.1	94.7	95.6	95.5	92.2	96.9	96.2	92.7	97.7	92.9
Academy	93.8	93.3	96.6
Other	83.4	78.8	79.9	83.0	74.7	71.8	82.6	82.2	90.4	83.5

Cumulative Numbers

School type	2002	2003	2004	2005	2006	2007	2008	2009	2010	2011
Comprehensive	100419	106595	120347	130348	139852	142571	135613	121851	109750	75067
Grammar	3155	3534	4187	4719	5447	6053	6179	6458	6251	4085
Sec Mod	5813	5979	7031	8203	7989	8143	7876	7373	6478	4285
Independent	4995	5402	6172	6750	7610	8636	8821	8352	8789	7837
Sixth Form	190	141	123	128	132	76	62	62	129	129
FE/Tertiary	542	444	454	360	364	251	255	254	167	118
Academy	3060	3264	24966
Other	523	345	338	377	316	275	1170	511	587	691

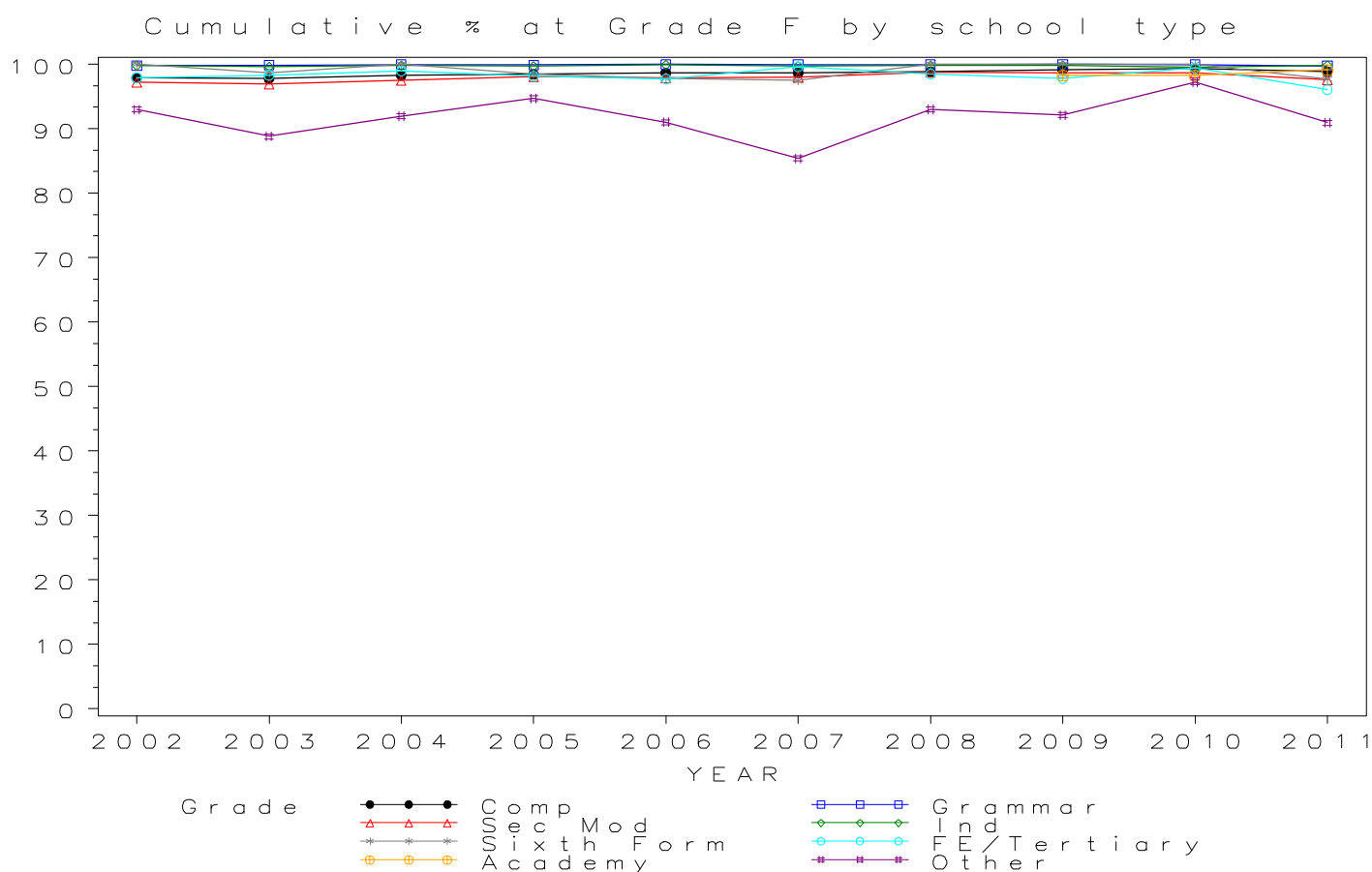


*GCSE PE/SPORT Grade F by school type 2002- 2011
Cumulative Percentages*

School type	2002	2003	2004	2005	2006	2007	2008	2009	2010	2011
Comprehensive	97.9	97.8	98.3	98.4	98.7	98.7	98.8	99.2	99.3	98.8
Grammar	99.8	99.9	100.0	99.9	100.0	99.9	99.9	100.0	100.0	99.8
Sec Mod	97.2	96.9	97.5	98.1	97.9	98.0	98.7	98.7	98.7	97.6
Independent	99.8	99.6	99.8	99.7	99.9	99.7	99.8	99.8	99.5	99.8
Sixth Form	100.0	98.6	100.0	98.5	97.8	97.5	100.0	100.0	100.0	97.7
FE/Tertiary	97.9	98.3	98.9	98.1	97.7	99.6	98.5	97.8	99.4	96.1
Academy	98.3	98.3	99.1
Other	93.0	88.8	92.0	94.7	91.0	85.4	93.0	92.1	97.2	90.9

Cumulative Numbers

School type	2002	2003	2004	2005	2006	2007	2008	2009	2010	2011
Comprehensive	106305	113115	126393	136429	145349	148298	140133	125273	112498	77486
Grammar	3168	3550	4198	4741	5454	6065	6187	6461	6265	4119
Sec Mod	6208	6427	7472	8669	8372	8521	8207	7673	6765	4549
Independent	5030	5446	6222	6784	7648	8697	8874	8402	8887	7884
Sixth Form	192	145	126	131	132	77	63	62	130	129
FE/Tertiary	564	461	470	370	386	258	261	268	170	122
Academy	3207	3439	25612
Other	583	389	389	430	385	327	1318	573	631	753

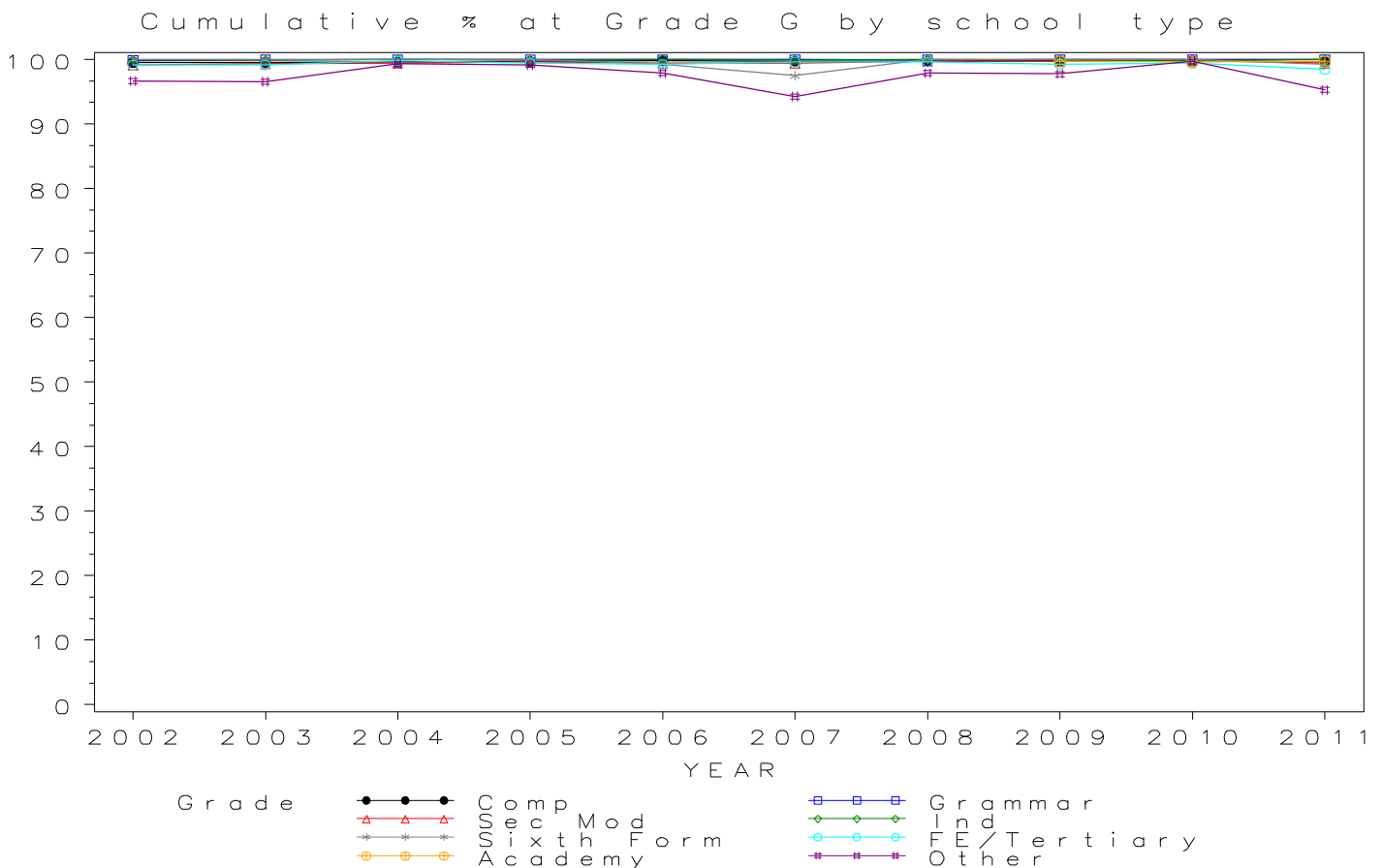


*GCSE PE/SPORT Grade G by school type 2002- 2011
Cumulative Percentages*

School type	2002	2003	2004	2005	2006	2007	2008	2009	2010	2011
Comprehensive	99.5	99.5	99.6	99.7	99.8	99.7	99.7	99.8	99.8	99.6
Grammar	99.8	99.9	100.0	100.0	100.0	100.0	99.9	100.0	100.0	100.0
Sec Mod	99.2	99.3	99.4	99.6	99.4	99.4	99.7	99.7	99.8	99.4
Independent	99.9	99.9	100.0	99.9	100.0	99.9	100.0	99.9	99.8	100.0
Sixth Form	100.0	100.0	100.0	100.0	99.3	97.5	100.0	100.0	100.0	99.2
FE/Tertiary	99.1	99.1	99.8	99.5	99.2	99.6	99.6	99.3	99.4	98.4
Academy	99.7	99.6	99.7
Other	96.7	96.6	99.3	99.1	97.9	94.3	97.9	97.7	99.7	95.3

Cumulative Numbers

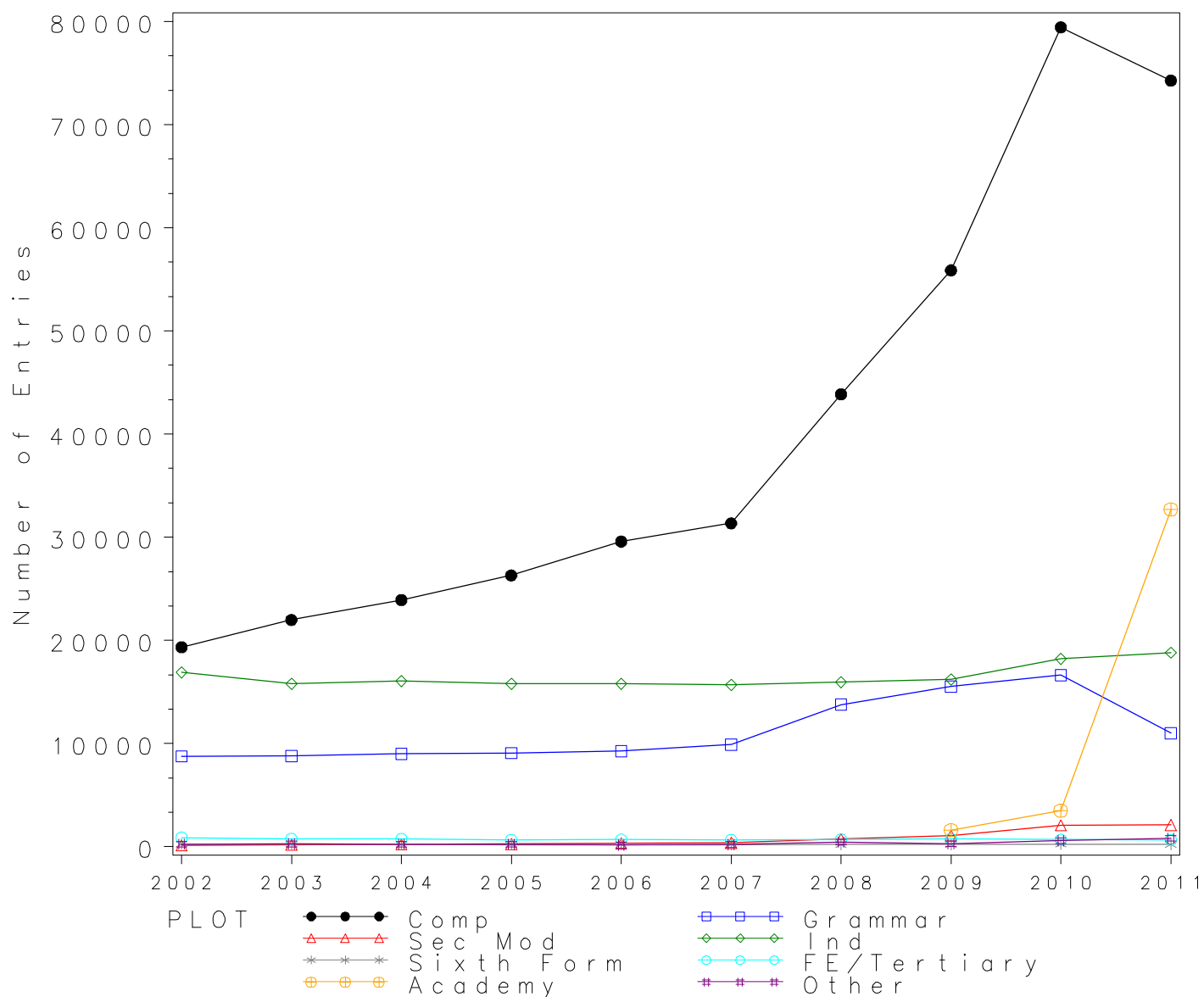
School type	2002	2003	2004	2005	2006	2007	2008	2009	2010	2011
Comprehensive	108061	115150	128122	138172	147035	149864	141385	126089	113064	78125
Grammar	3170	3553	4200	4743	5454	6070	6187	6461	6268	4128
Sec Mod	6332	6583	7619	8801	8498	8641	8289	7755	6840	4635
Independent	5035	5463	6234	6797	7656	8714	8892	8411	8914	7900
Sixth Form	192	147	126	133	134	77	63	62	130	131
FE/Tertiary	571	465	474	375	392	258	264	272	170	125
Academy	3252	3484	25767
Other	606	423	420	450	414	361	1387	608	647	789



Numbers of GCSE entries in PHYSICS by school type 2002- 2011

School type	2002	2003	2004	2005	2006	2007	2008	2009	2010	2011
Comprehensive	19344	21991	23925	26304	29580	31353	43852	55878	79438	74261
Grammar	8777	8785	9017	9089	9269	9893	13778	15527	16631	11003
Sec Mod	142	185	236	276	316	377	747	1076	2078	2126
Independent	16887	15779	16044	15805	15795	15690	15939	16215	18209	18813
Sixth Form	251	235	226	201	204	200	224	211	248	205
FE/Tertiary	887	771	758	656	687	665	699	776	681	672
Academy	1594	3511	32701
Other	249	283	240	235	174	217	456	304	590	829

GCSE PHYSICS Entries by school type 2002–2011



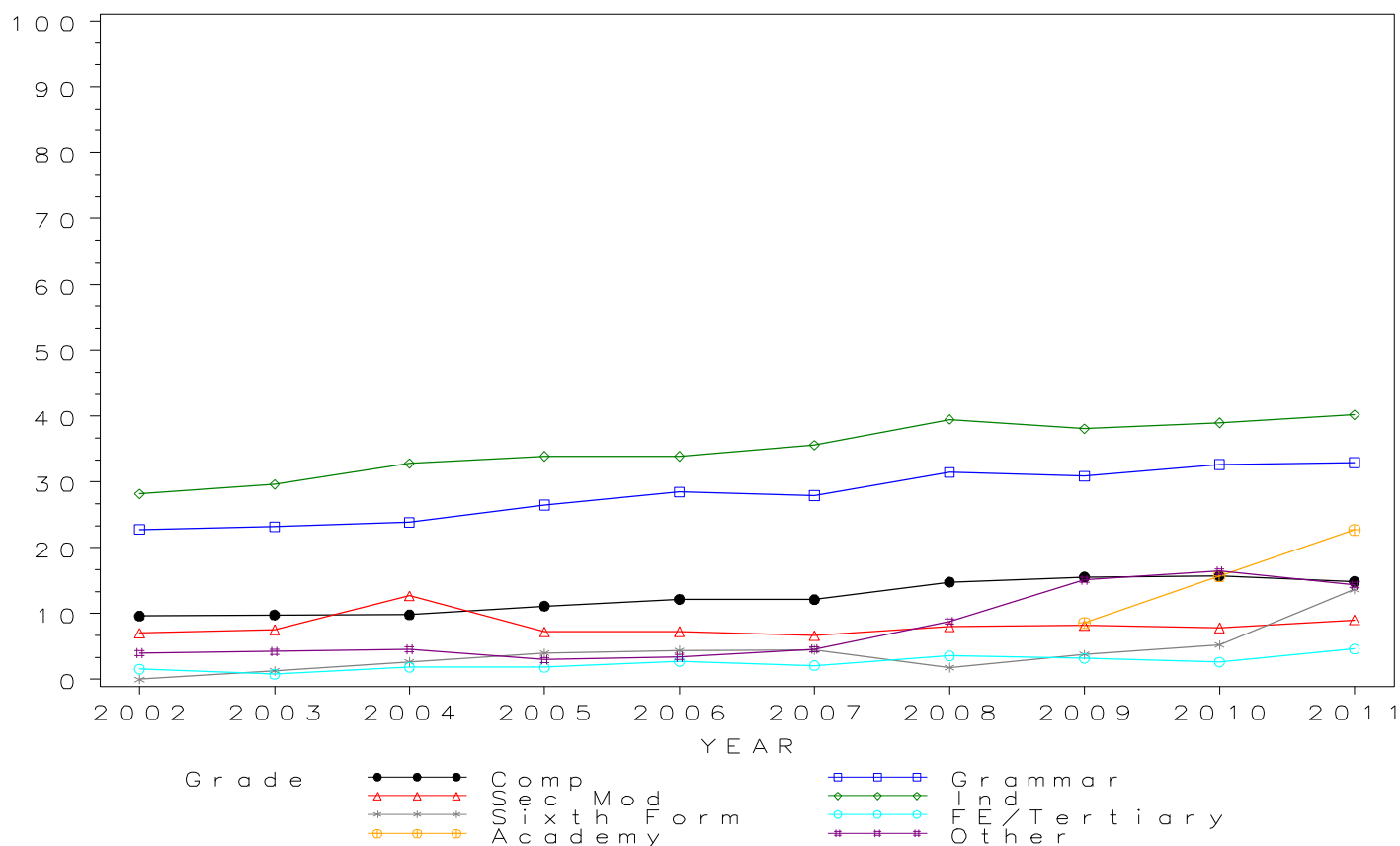
GCSE PHYSICS Grade A* by school type 2002- 2011 Cumulative Percentages

School type	2002	2003	2004	2005	2006	2007	2008	2009	2010	2011
Comprehensive	9.6	9.8	9.8	11.1	12.2	12.1	14.8	15.6	15.7	14.9
Grammar	22.8	23.2	23.9	26.5	28.5	27.9	31.5	30.9	32.6	33.0
Sec Mod	7.0	7.6	12.7	7.2	7.3	6.6	8.0	8.2	7.8	9.0
Independent	28.2	29.6	32.8	33.9	33.9	35.6	39.5	38.1	39.0	40.2
Sixth Form	0.0	1.3	2.7	4.0	4.4	4.5	1.8	3.8	5.2	13.7
FE/Tertiary	1.6	0.8	1.8	1.8	2.8	2.1	3.6	3.2	2.6	4.6
Academy	8.6	15.7	22.7
Other	4.0	4.2	4.6	3.0	3.4	4.6	8.8	15.1	16.4	14.4

Cumulative Numbers

School type	2002	2003	2004	2005	2006	2007	2008	2009	2010	2011
Comprehensive	1860	2152	2348	2928	3600	3803	6485	8695	12491	11042
Grammar	1999	2039	2151	2409	2640	2765	4336	4794	5429	3626
Sec Mod	10	14	30	20	23	25	60	88	163	192
Independent	4762	4671	5262	5358	5355	5586	6296	6178	7102	7563
Sixth Form	0	3	6	8	9	9	4	8	13	28
FE/Tertiary	14	6	14	12	19	14	25	25	18	31
Academy	137	551	7423
Other	10	12	11	7	6	10	40	46	97	119

Cumulative % at Grade A* by school type



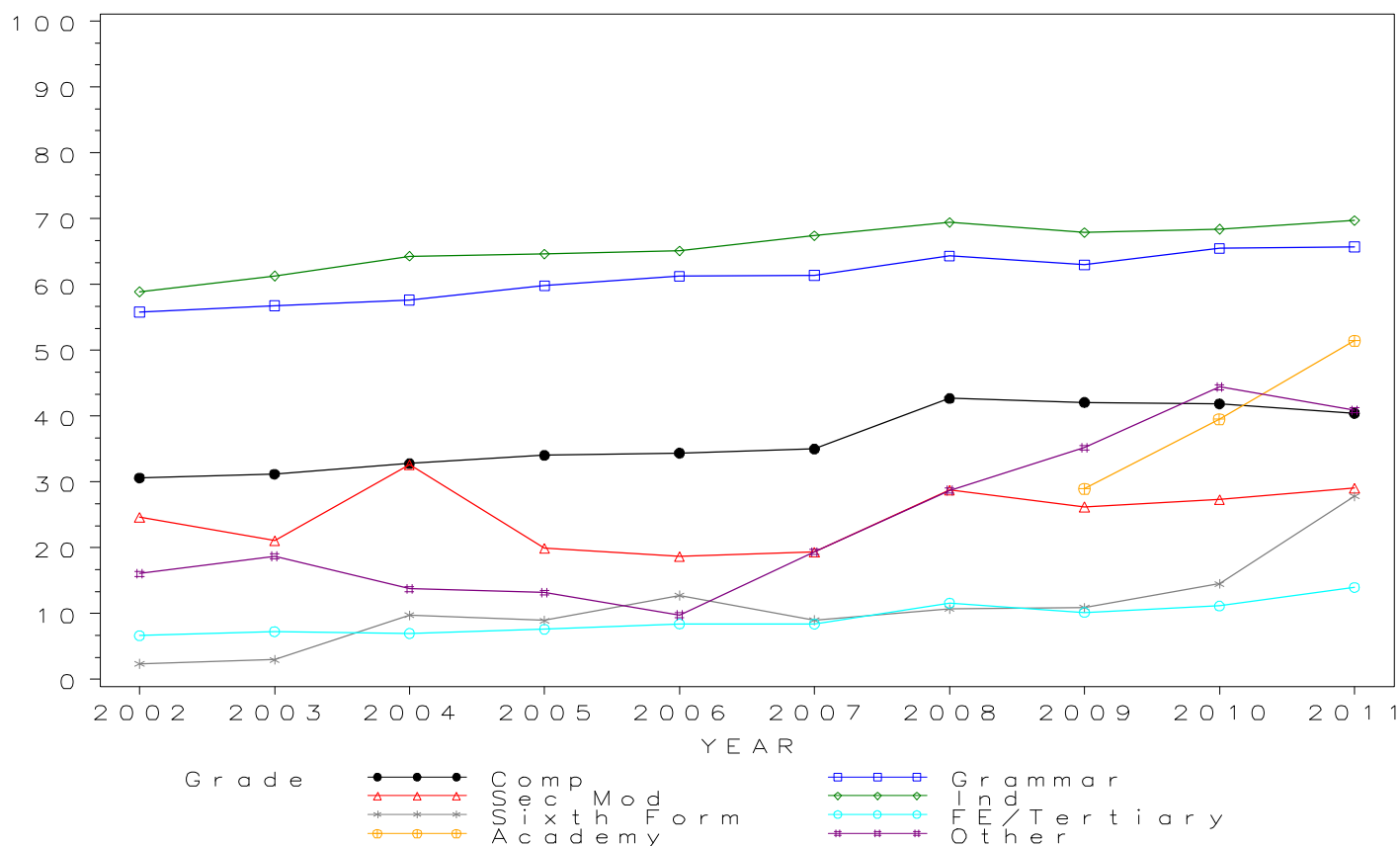
GCSE PHYSICS Grade A by school type 2002-2011 Cumulative Percentages

School type	2002	2003	2004	2005	2006	2007	2008	2009	2010	2011
Comprehensive	30.6	31.2	32.8	34.0	34.4	35.0	42.7	42.1	41.9	40.4
Grammar	55.8	56.8	57.6	59.8	61.2	61.4	64.3	63.0	65.5	65.7
Sec Mod	24.6	21.1	32.6	19.9	18.7	19.4	28.8	26.2	27.3	29.1
Independent	58.9	61.3	64.3	64.6	65.1	67.4	69.4	67.9	68.4	69.7
Sixth Form	2.4	3.0	9.7	9.0	12.7	9.0	10.7	10.9	14.5	27.8
FE/Tertiary	6.7	7.3	7.0	7.6	8.4	8.4	11.6	10.2	11.2	14.0
Academy	29.0	39.5	51.5
Other	16.1	18.7	13.8	13.2	9.8	19.4	28.7	35.2	44.4	40.9

Cumulative Numbers

School type	2002	2003	2004	2005	2006	2007	2008	2009	2010	2011
Comprehensive	5921	6858	7844	8956	10171	10975	18719	23516	33259	30025
Grammar	4900	4988	5197	5436	5677	6072	8865	9782	10893	7230
Sec Mod	35	39	77	55	59	73	215	282	568	618
Independent	9946	9673	10316	10210	10283	10575	11062	11010	12455	13113
Sixth Form	6	7	22	18	26	18	24	23	36	57
FE/Tertiary	59	56	53	50	58	56	81	79	76	94
Academy	462	1387	16841
Other	40	53	33	31	17	42	131	107	262	339

Cumulative % at Grade A by school type



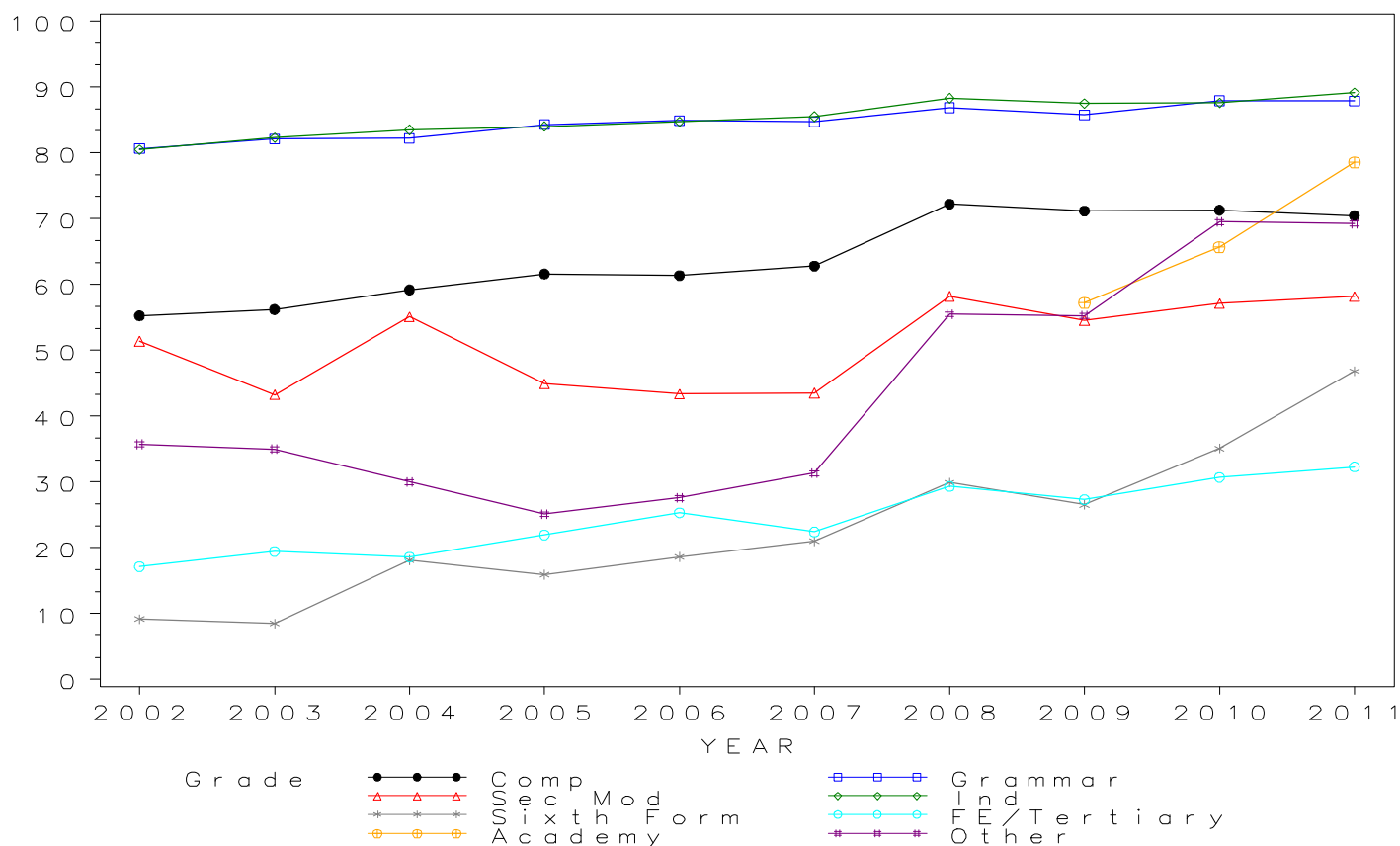
GCSE PHYSICS Grade B by school type 2002-2011 Cumulative Percentages

School type	2002	2003	2004	2005	2006	2007	2008	2009	2010	2011
Comprehensive	55.3	56.2	59.2	61.6	61.4	62.8	72.2	71.2	71.3	70.4
Grammar	80.6	82.1	82.2	84.3	84.9	84.7	86.9	85.7	87.9	87.9
Sec Mod	51.4	43.2	55.1	44.9	43.4	43.5	58.2	54.6	57.1	58.2
Independent	80.5	82.3	83.5	84.0	84.7	85.5	88.3	87.5	87.6	89.1
Sixth Form	9.2	8.5	18.1	15.9	18.6	21.0	29.9	26.5	35.1	46.8
FE/Tertiary	17.1	19.5	18.6	22.0	25.3	22.4	29.3	27.3	30.7	32.3
Academy	57.3	65.7	78.6
Other	35.7	35.0	30.0	25.1	27.6	31.3	55.5	55.3	69.5	69.2

Cumulative Numbers

School type	2002	2003	2004	2005	2006	2007	2008	2009	2010	2011
Comprehensive	10688	12358	14160	16202	18148	19689	31669	39765	56633	52303
Grammar	7077	7213	7412	7661	7871	8381	11970	13312	14620	9671
Sec Mod	73	80	130	124	137	164	435	587	1187	1237
Independent	13594	12986	13397	13276	13378	13415	14074	14188	15951	16762
Sixth Form	23	20	41	32	38	42	67	56	87	96
FE/Tertiary	152	150	141	144	174	149	205	212	209	217
Academy	913	2307	25703
Other	89	99	72	59	48	68	253	168	410	574

Cumulative % at Grade B by school type

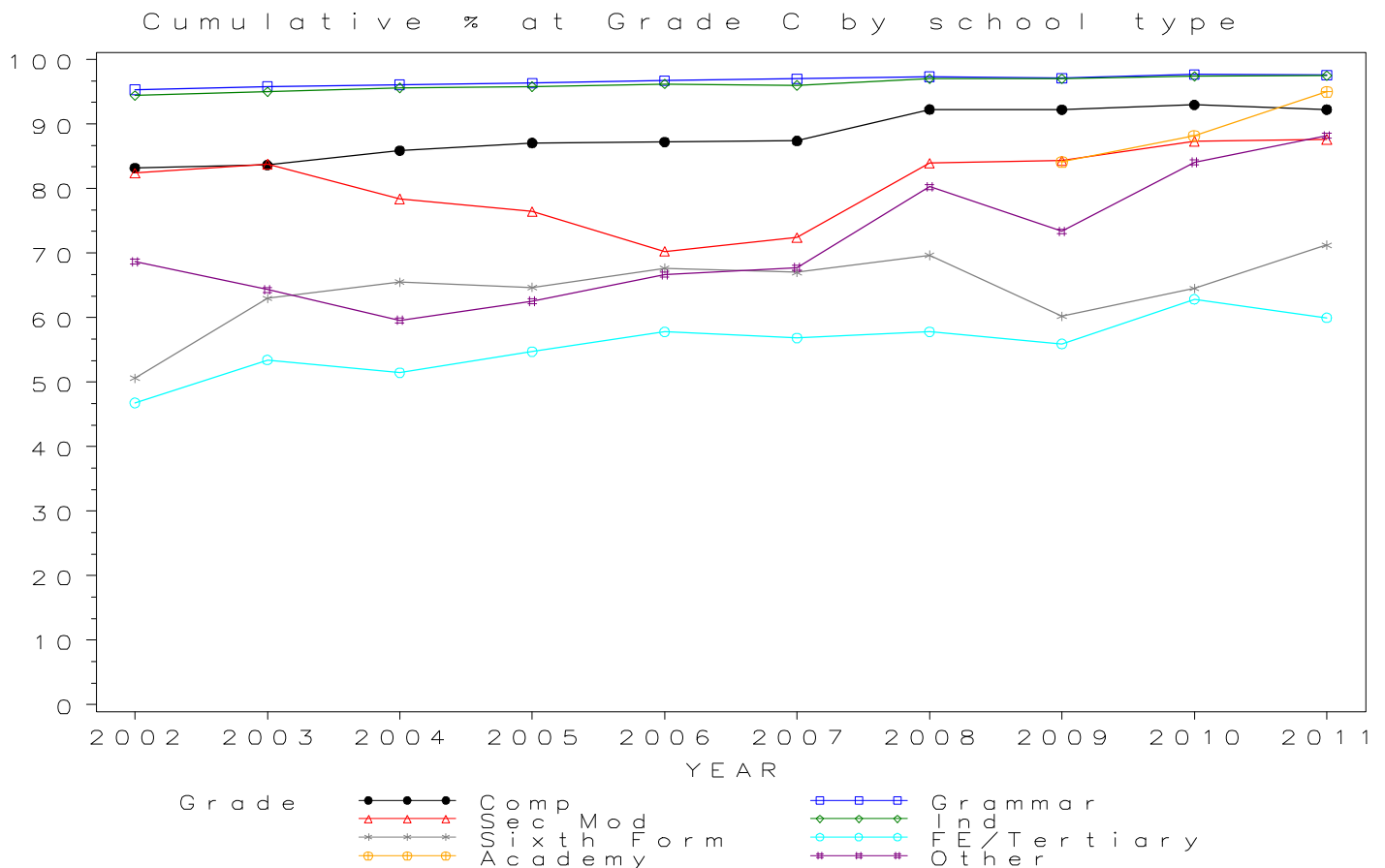


GCSE PHYSICS Grade C by school type 2002-2011 Cumulative Percentages

School type	2002	2003	2004	2005	2006	2007	2008	2009	2010	2011
Comprehensive	83.2	83.6	85.9	87.1	87.2	87.4	92.3	92.2	93.0	92.2
Grammar	95.3	95.8	96.1	96.3	96.7	97.0	97.3	97.1	97.7	97.6
Sec Mod	82.4	83.8	78.4	76.4	70.3	72.4	83.9	84.3	87.3	87.6
Independent	94.4	95.0	95.6	95.8	96.2	96.0	97.0	97.0	97.4	97.5
Sixth Form	50.6	63.0	65.5	64.7	67.6	67.0	69.6	60.2	64.5	71.2
FE/Tertiary	46.8	53.4	51.5	54.7	57.8	56.8	57.8	55.9	62.8	60.0
Academy	84.2	88.2	95.0
Other	68.7	64.3	59.6	62.6	66.7	67.7	80.3	73.4	84.1	88.2

Cumulative Numbers

School type	2002	2003	2004	2005	2006	2007	2008	2009	2010	2011
Comprehensive	16088	18393	20547	22902	25799	27395	40455	51531	73850	68492
Grammar	8365	8417	8664	8754	8965	9596	13411	15081	16249	10738
Sec Mod	117	155	185	211	222	273	627	907	1815	1863
Independent	15941	14990	15338	15141	15195	15062	15461	15729	17736	18343
Sixth Form	127	148	148	130	138	134	156	127	160	146
FE/Tertiary	415	412	390	359	397	378	404	434	428	403
Academy	1342	3097	31066
Other	171	182	143	147	116	147	366	223	496	731

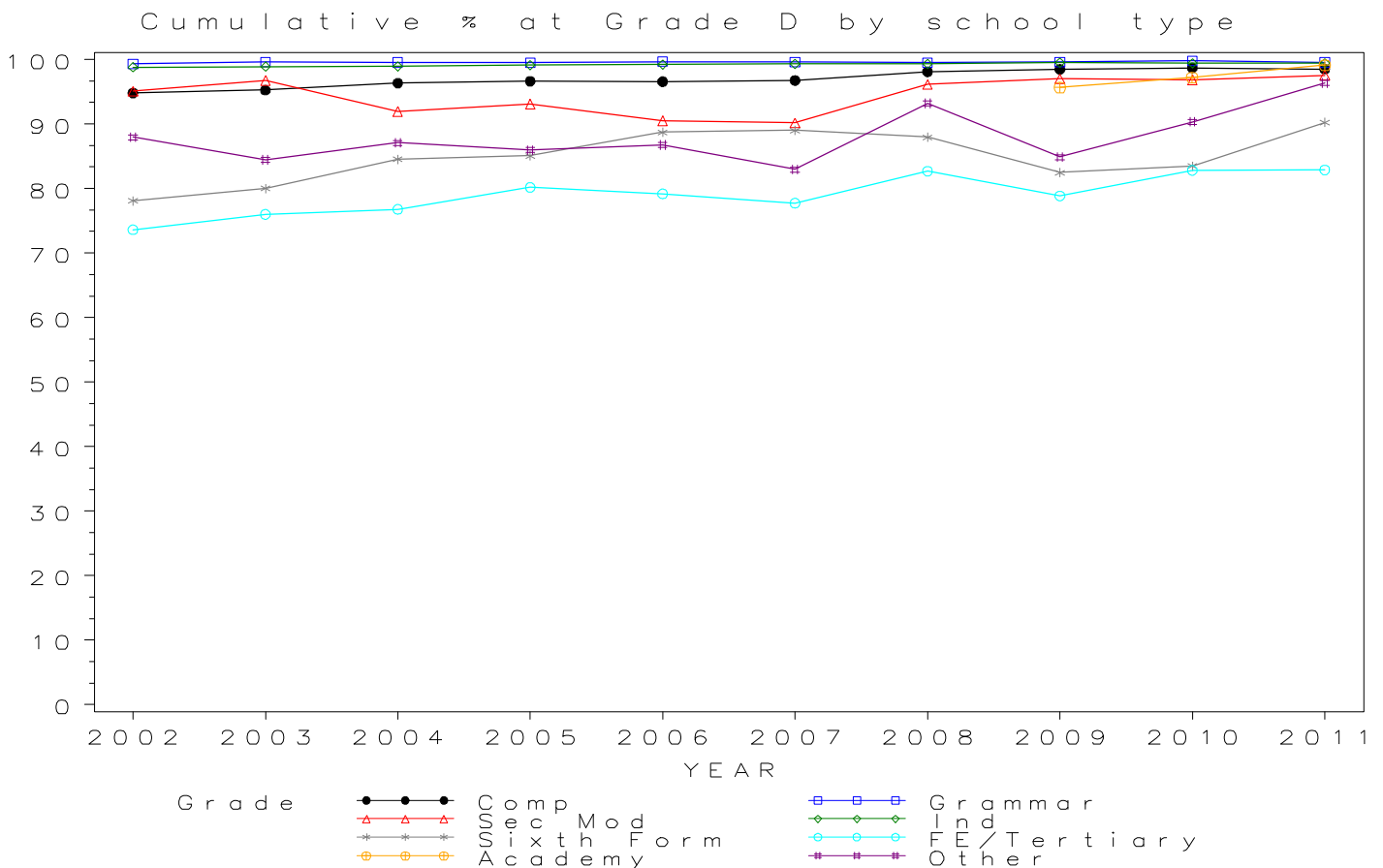


GCSE PHYSICS Grade D by school type 2002- 2011 Cumulative Percentages

School type	2002	2003	2004	2005	2006	2007	2008	2009	2010	2011
Comprehensive	94.8	95.2	96.3	96.6	96.6	96.8	98.1	98.5	98.7	98.5
Grammar	99.3	99.6	99.5	99.5	99.7	99.6	99.5	99.6	99.8	99.5
Sec Mod	95.1	96.8	91.9	93.1	90.5	90.2	96.1	97.0	96.9	97.6
Independent	98.8	98.9	98.9	99.1	99.2	99.3	99.3	99.5	99.4	99.4
Sixth Form	78.1	80.0	84.5	85.1	88.7	89.0	87.9	82.5	83.5	90.2
FE/Tertiary	73.6	76.0	76.8	80.2	79.2	77.7	82.7	78.9	82.8	82.9
Academy	95.7	97.2	99.1
Other	88.0	84.5	87.1	86.0	86.8	82.9	93.2	84.9	90.3	96.4

Cumulative Numbers

School type	2002	2003	2004	2005	2006	2007	2008	2009	2010	2011
Comprehensive	18340	20946	23048	25419	28566	30335	43019	55028	78405	73158
Grammar	8719	8749	8975	9042	9238	9855	13707	15461	16596	10952
Sec Mod	135	179	217	257	286	340	718	1044	2013	2074
Independent	16684	15605	15868	15663	15669	15580	15827	16134	18100	18700
Sixth Form	196	188	191	171	181	178	197	174	207	185
FE/Tertiary	653	586	582	526	544	517	578	612	564	557
Academy	1525	3413	32407
Other	219	239	209	202	151	180	425	258	533	799

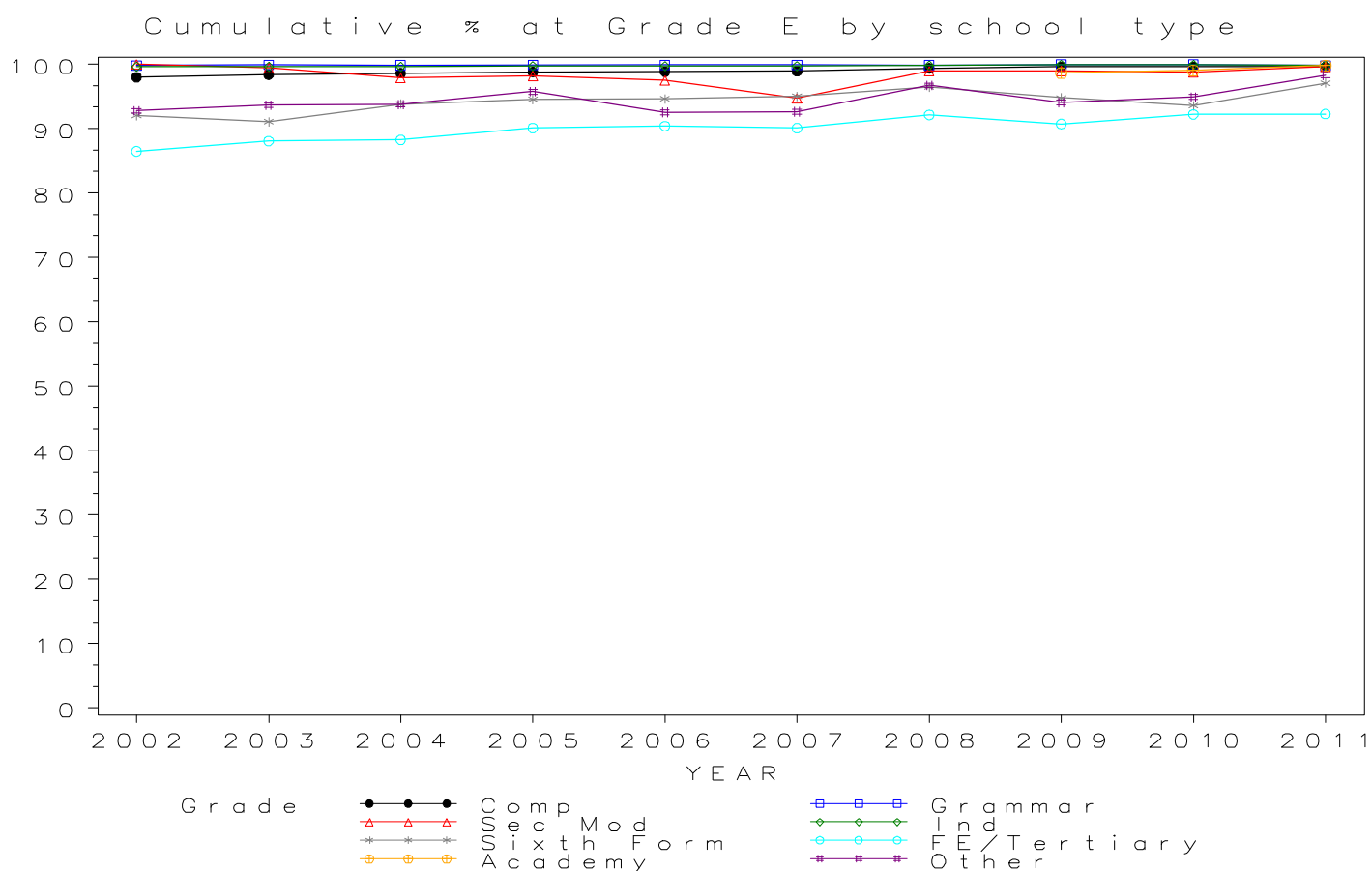


GCSE PHYSICS Grade E by school type 2002- 2011 Cumulative Percentages

School type	2002	2003	2004	2005	2006	2007	2008	2009	2010	2011
Comprehensive	98.0	98.4	98.6	98.8	98.8	98.9	99.4	99.6	99.6	99.6
Grammar	99.8	99.9	99.8	99.9	99.9	99.9	99.8	99.9	99.9	99.8
Sec Mod	100.0	99.5	97.9	98.2	97.5	94.7	98.9	99.0	98.7	99.6
Independent	99.6	99.6	99.6	99.7	99.7	99.7	99.8	99.9	99.9	99.8
Sixth Form	92.0	91.1	93.8	94.5	94.6	95.0	96.4	94.8	93.5	97.1
FE/Tertiary	86.5	88.1	88.3	90.1	90.4	90.1	92.1	90.7	92.2	92.3
Academy	98.7	99.0	99.8
Other	92.8	93.6	93.8	95.7	92.5	92.6	96.7	94.1	94.9	98.3

Cumulative Numbers

School type	2002	2003	2004	2005	2006	2007	2008	2009	2010	2011
Comprehensive	18952	21638	23592	25987	29236	31014	43573	55643	79120	73953
Grammar	8757	8773	9002	9077	9260	9881	13754	15518	16622	10978
Sec Mod	142	184	231	271	308	357	739	1065	2052	2118
Independent	16819	15716	15980	15758	15748	15643	15907	16199	18191	18775
Sixth Form	231	214	212	190	193	190	216	200	232	199
FE/Tertiary	767	679	669	591	621	599	644	704	628	620
Academy	1573	3476	32636
Other	231	265	225	225	161	201	441	286	560	815

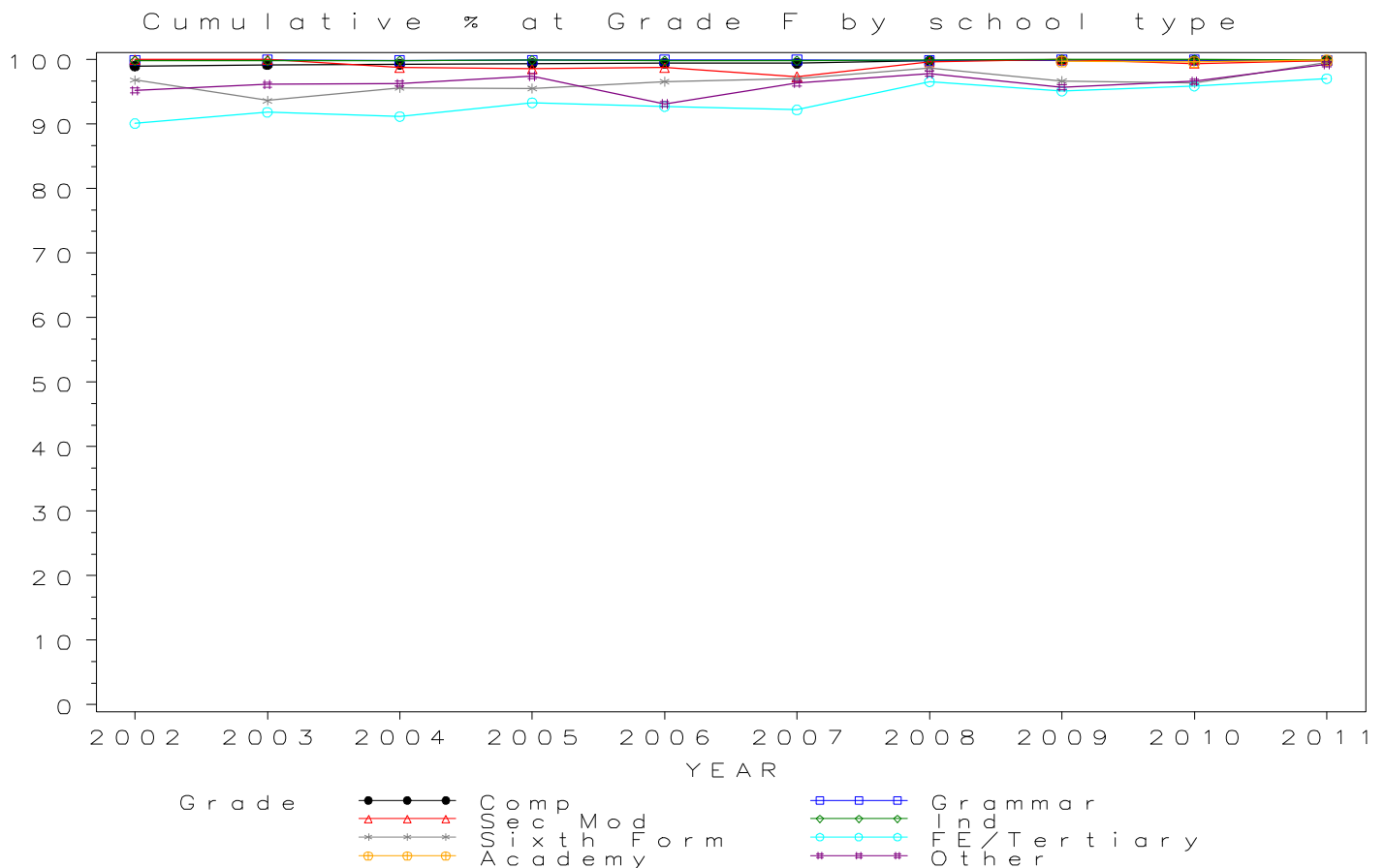


GCSE PHYSICS Grade F by school type 2002- 2011 Cumulative Percentages

School type	2002	2003	2004	2005	2006	2007	2008	2009	2010	2011
Comprehensive	99.0	99.2	99.3	99.4	99.4	99.4	99.8	99.9	99.9	99.8
Grammar	99.9	99.9	99.8	99.9	99.9	99.9	99.8	99.9	99.9	99.8
Sec Mod	100.0	100.0	98.7	98.6	98.7	97.3	99.6	100.0	99.4	99.9
Independent	99.8	99.8	99.8	99.9	99.8	99.8	99.9	100.0	100.0	99.9
Sixth Form	96.8	93.6	95.6	95.5	96.6	97.0	98.7	96.7	96.4	99.5
FE/Tertiary	90.1	91.8	91.2	93.3	92.7	92.2	96.6	95.1	95.9	97.0
Academy	99.7	99.6	99.9
Other	95.2	96.1	96.3	97.4	93.1	96.3	97.8	95.7	96.6	99.3

Cumulative Numbers

School type	2002	2003	2004	2005	2006	2007	2008	2009	2010	2011
Comprehensive	19148	21811	23749	26137	29398	31170	43756	55810	79342	74124
Grammar	8766	8779	9002	9077	9263	9887	13754	15518	16622	10985
Sec Mod	142	185	233	272	312	367	744	1076	2065	2123
Independent	16853	15747	16012	15789	15763	15659	15923	16215	18209	18794
Sixth Form	243	220	216	192	197	194	221	204	239	204
FE/Tertiary	799	708	691	612	637	613	675	738	653	652
Academy	1589	3497	32668
Other	237	272	231	229	162	209	446	291	570	823

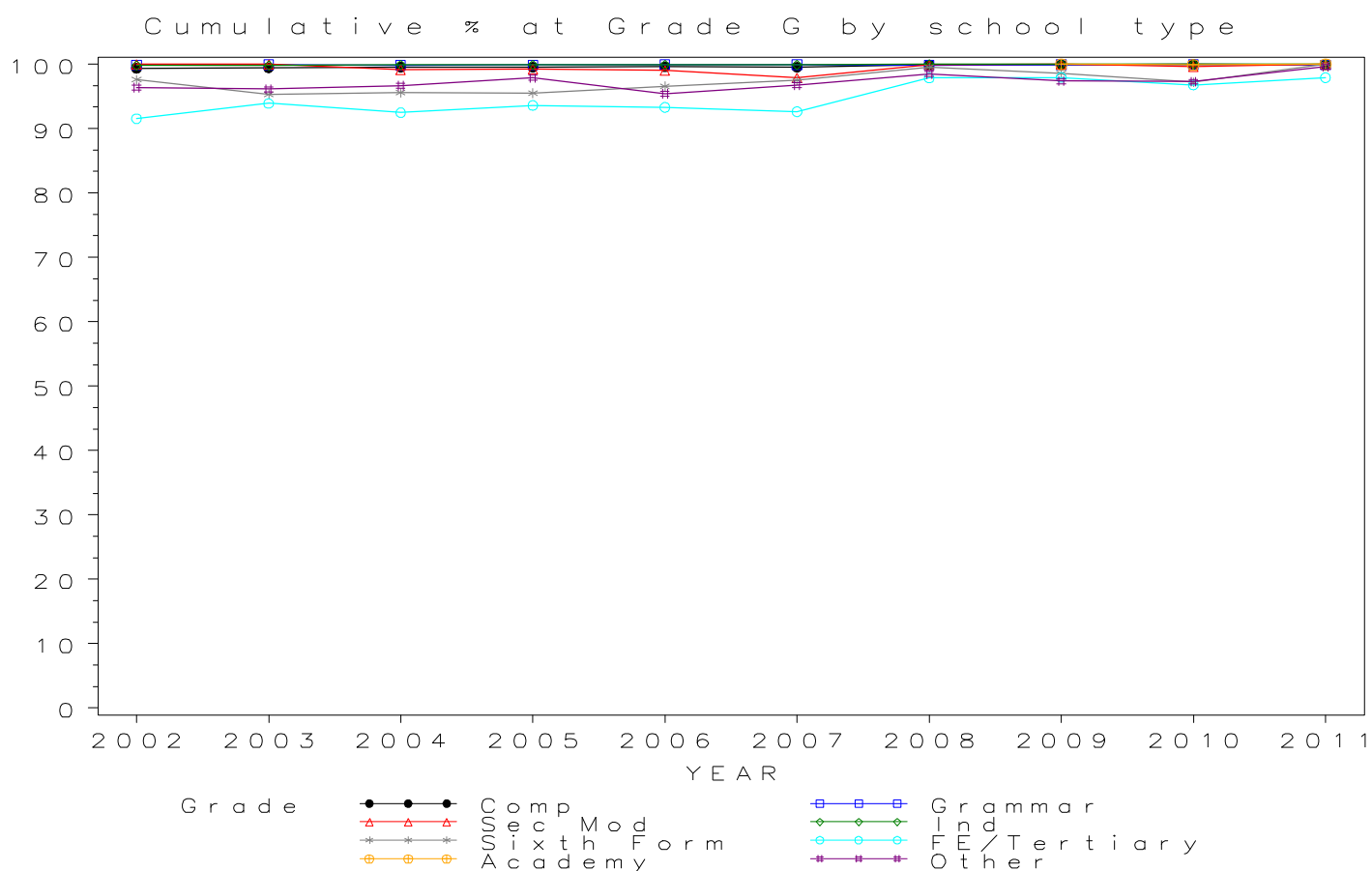


GCSE PHYSICS Grade G by school type 2002-2011 Cumulative Percentages

School type	2002	2003	2004	2005	2006	2007	2008	2009	2010	2011
Comprehensive	99.4	99.4	99.5	99.5	99.6	99.5	99.9	99.9	100.0	99.9
Grammar	99.9	99.9	99.8	99.9	99.9	99.9	99.8	99.9	99.9	99.9
Sec Mod	100.0	100.0	99.2	99.3	99.1	97.9	99.9	100.0	99.6	100.0
Independent	99.8	99.8	99.9	99.9	99.9	99.9	100.0	100.0	100.0	100.0
Sixth Form	97.6	95.3	95.6	95.5	96.6	97.5	99.6	98.6	97.2	100.0
FE/Tertiary	91.5	93.9	92.5	93.6	93.3	92.6	97.9	97.9	96.8	97.9
Academy	100.0	99.9	100.0
Other	96.4	96.1	96.7	97.9	95.4	96.8	98.5	97.4	97.3	99.6

Cumulative Numbers

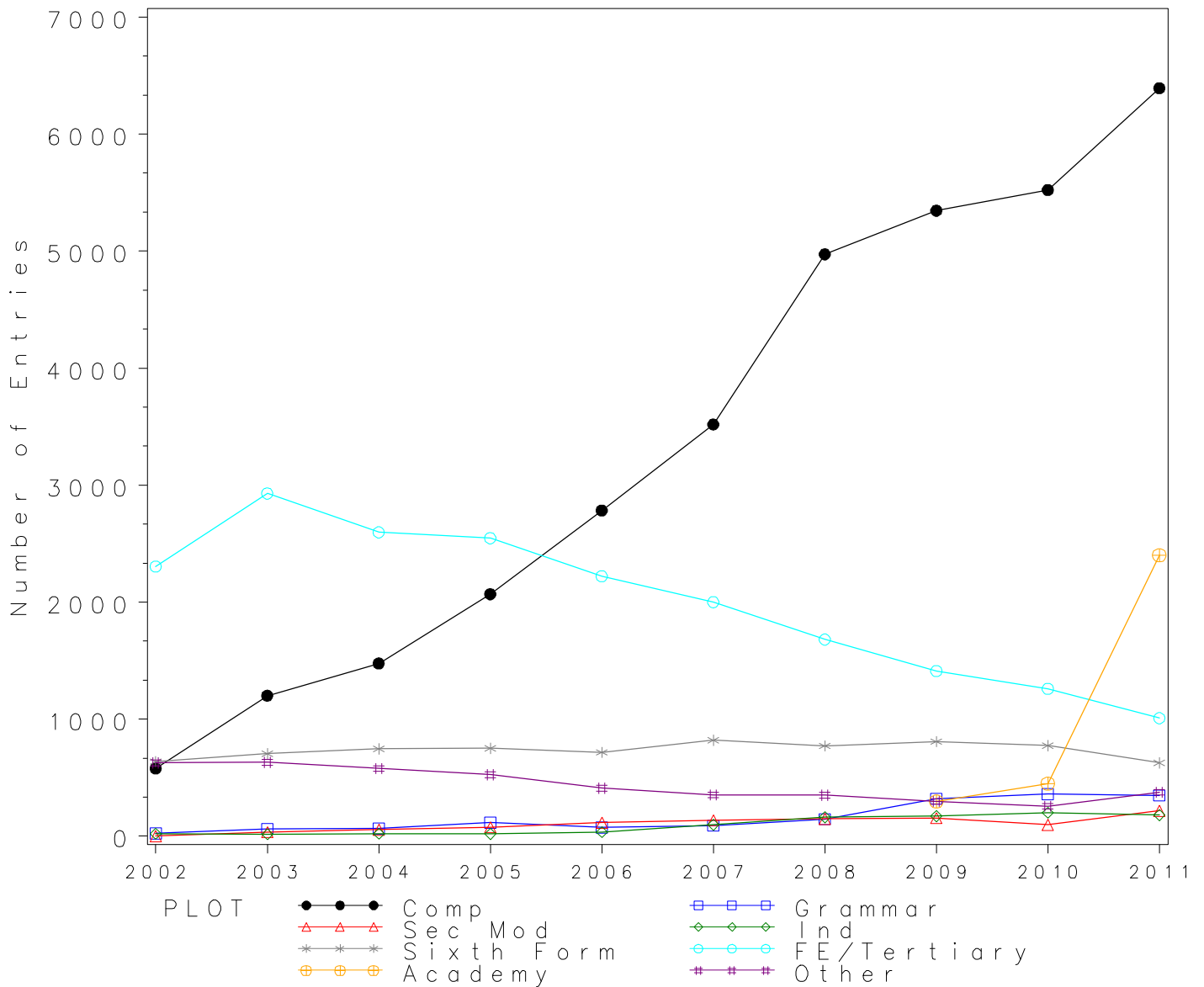
School type	2002	2003	2004	2005	2006	2007	2008	2009	2010	2011
Comprehensive	19222	21869	23817	26181	29467	31207	43808	55822	79422	74187
Grammar	8766	8779	9002	9077	9263	9887	13754	15518	16622	10989
Sec Mod	142	185	234	274	313	369	746	1076	2070	2126
Independent	16853	15747	16028	15789	15779	15674	15939	16215	18209	18813
Sixth Form	245	224	216	192	197	195	223	208	241	205
FE/Tertiary	812	724	701	614	641	616	684	760	659	658
Academy	1594	3507	32701
Other	240	272	232	230	166	210	449	296	574	826



Numbers of GCSE entries in PSYCHOLOGY by school type 2002-2011

School type	2002	2003	2004	2005	2006	2007	2008	2009	2010	2011
Comprehensive	578	1201	1477	2068	2783	3519	4973	5346	5523	6392
Grammar	23	63	65	115	74	90	146	321	361	348
Sec Mod	0	36	55	76	116	136	147	154	98	217
Independent	21	16	21	18	36	98	163	171	201	181
Sixth Form	638	706	747	752	716	819	772	809	774	627
FE/Tertiary	2304	2929	2597	2547	2221	2000	1681	1411	1259	1009
Academy	296	448	2402
Other	627	632	579	526	410	352	350	297	257	376

GCSE PSYCHOLOGY Entries by school type 2002–2011



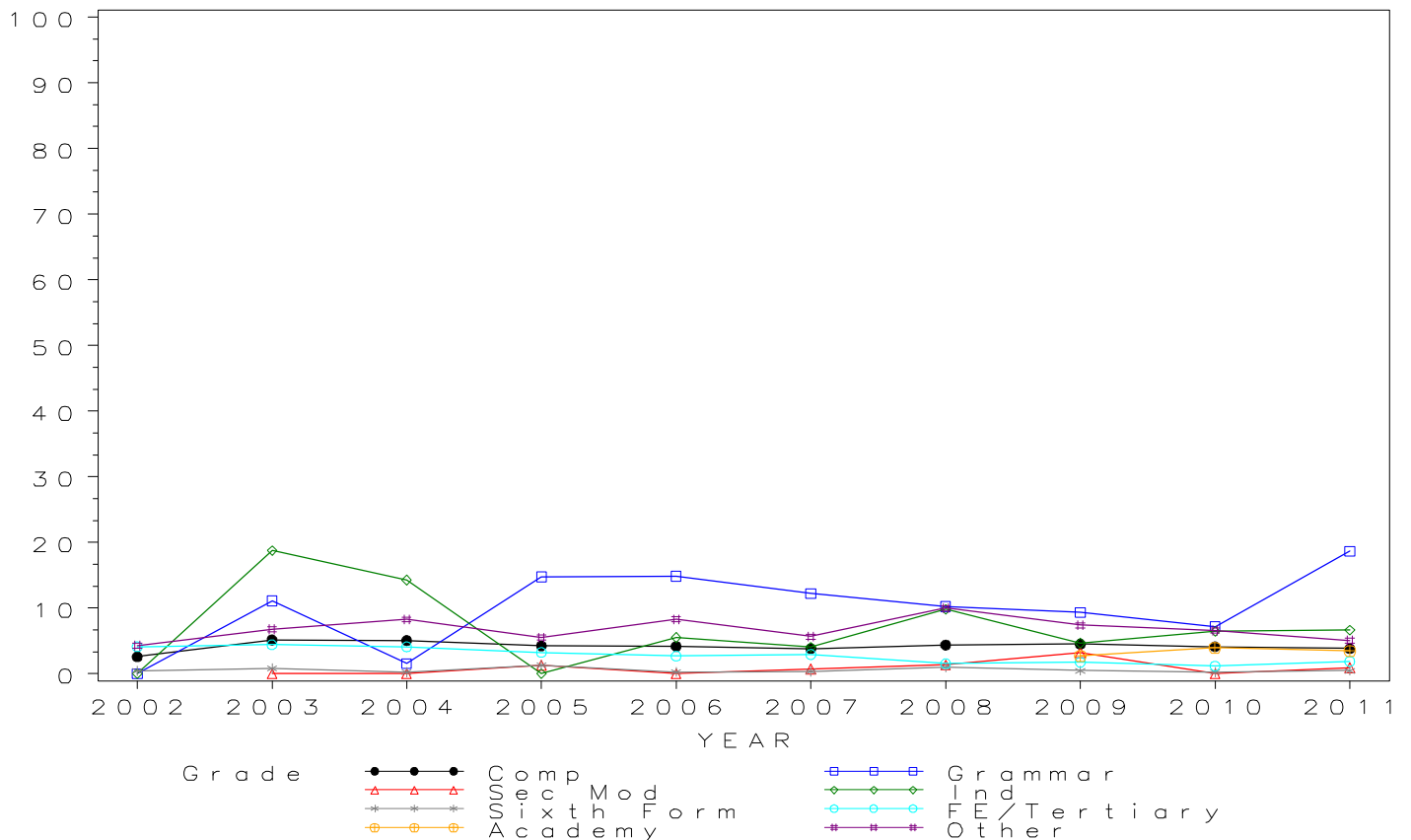
GCSE PSYCHOLOGY Grade A by school type 2002- 2011
Cumulative Percentages*

School type	2002	2003	2004	2005	2006	2007	2008	2009	2010	2011
Comprehensive	2.6	5.2	5.1	4.3	4.2	3.8	4.4	4.5	4.1	3.8
Grammar	0.0	11.1	1.5	14.8	14.9	12.2	10.3	9.3	7.2	18.7
Sec Mod	.	0.0	0.0	1.3	0.0	0.7	1.4	3.2	0.0	0.9
Independent	0.0	18.8	14.3	0.0	5.6	4.1	9.8	4.7	6.5	6.6
Sixth Form	0.5	0.8	0.3	1.3	0.3	0.4	1.0	0.5	0.3	0.5
FE/Tertiary	4.1	4.4	4.1	3.3	2.7	3.0	1.5	1.8	1.2	1.9
Academy	2.7	4.0	3.5
Other	4.3	6.8	8.3	5.5	8.3	5.7	10.0	7.4	6.6	5.1

Cumulative Numbers

School type	2002	2003	2004	2005	2006	2007	2008	2009	2010	2011
Comprehensive	15	62	75	88	116	135	218	242	228	246
Grammar	0	7	1	17	11	11	15	30	26	65
Sec Mod	0	0	0	1	0	1	2	5	0	2
Independent	0	3	3	0	2	4	16	8	13	12
Sixth Form	3	6	2	10	2	3	8	4	2	3
FE/Tertiary	95	130	107	83	60	59	26	25	15	19
Academy	8	18	84
Other	27	43	48	29	34	20	35	22	17	19

Cumulative % at Grade A* by school type



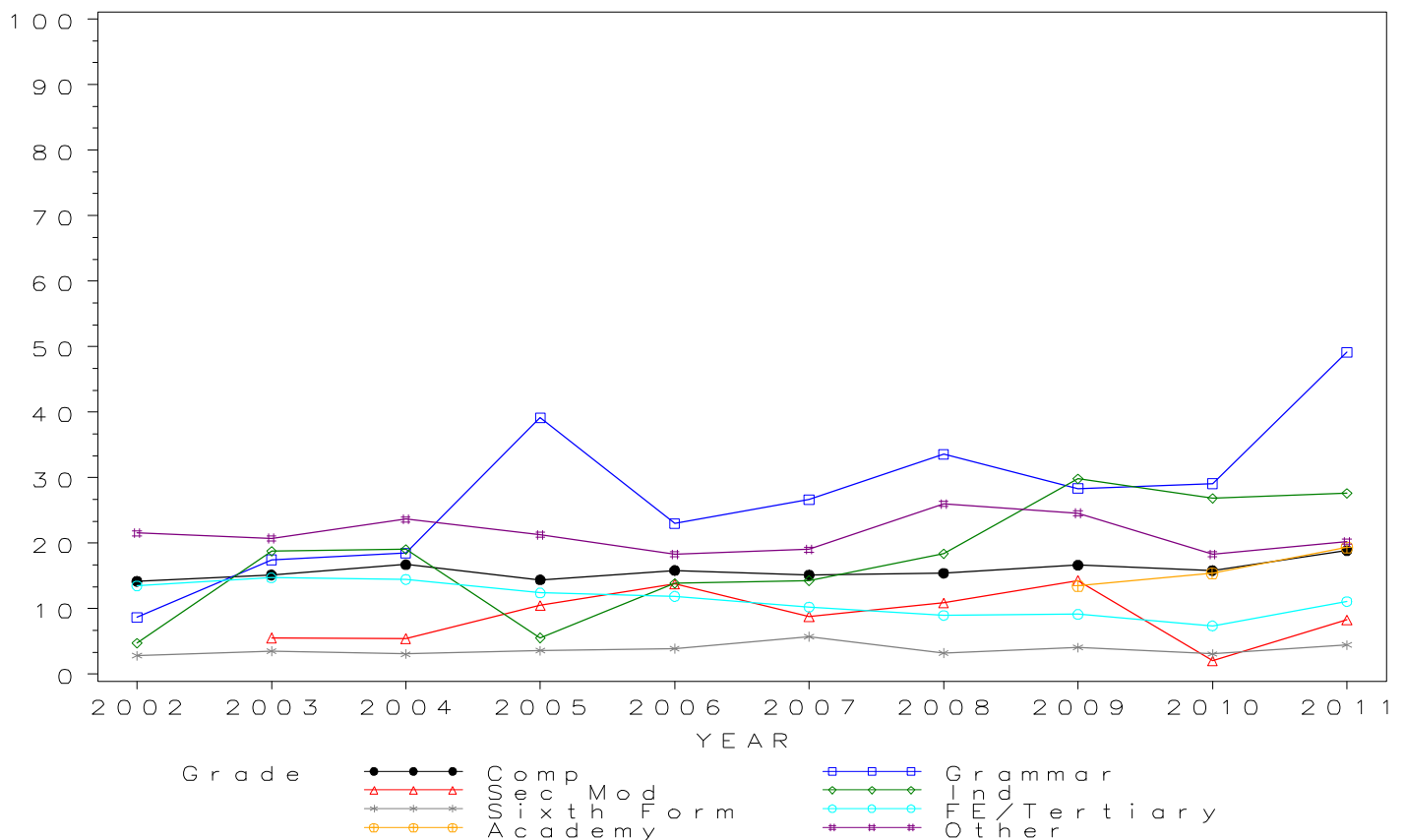
GCSE PSYCHOLOGY Grade A by school type 2002- 2011 Cumulative Percentages

School type	2002	2003	2004	2005	2006	2007	2008	2009	2010	2011
Comprehensive	14.2	15.2	16.7	14.4	15.8	15.1	15.4	16.6	15.8	18.9
Grammar	8.7	17.5	18.5	39.1	23.0	26.7	33.6	28.3	29.1	49.1
Sec Mod	.	5.6	5.5	10.5	13.8	8.8	10.9	14.3	2.0	8.3
Independent	4.8	18.8	19.0	5.6	13.9	14.3	18.4	29.8	26.9	27.6
Sixth Form	2.8	3.5	3.1	3.6	3.9	5.7	3.2	4.1	3.1	4.5
FE/Tertiary	13.5	14.7	14.5	12.4	11.9	10.3	9.0	9.1	7.4	11.1
Academy	13.5	15.4	19.4
Other	21.5	20.7	23.7	21.3	18.3	19.0	26.0	24.6	18.3	20.2

Cumulative Numbers

School type	2002	2003	2004	2005	2006	2007	2008	2009	2010	2011
Comprehensive	82	182	247	298	441	533	767	890	874	1206
Grammar	2	11	12	45	17	24	49	91	105	171
Sec Mod	0	2	3	8	16	12	16	22	2	18
Independent	1	3	4	1	5	14	30	51	54	50
Sixth Form	18	25	23	27	28	47	25	33	24	28
FE/Tertiary	311	431	376	316	264	205	151	129	93	112
Academy	40	69	466
Other	135	131	137	112	75	67	91	73	47	76

Cumulative % at Grade A by school type



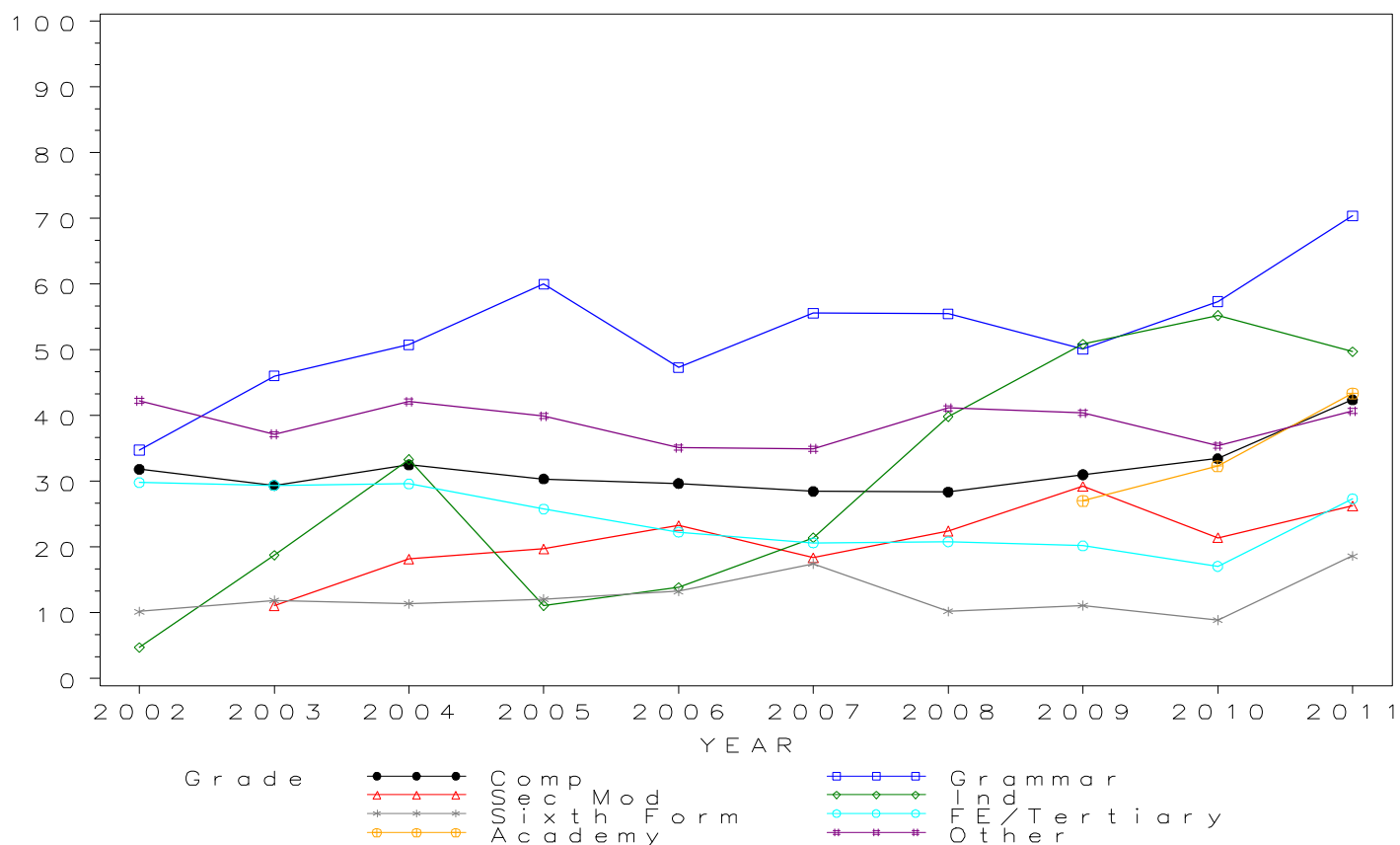
GCSE PSYCHOLOGY Grade B by school type 2002- 2011 Cumulative Percentages

School type	2002	2003	2004	2005	2006	2007	2008	2009	2010	2011
Comprehensive	31.8	29.4	32.5	30.4	29.7	28.5	28.4	31.0	33.5	42.4
Grammar	34.8	46.0	50.8	60.0	47.3	55.6	55.5	50.2	57.3	70.4
Sec Mod	.	11.1	18.2	19.7	23.3	18.4	22.4	29.2	21.4	26.3
Independent	4.8	18.8	33.3	11.1	13.9	21.4	39.9	50.9	55.2	49.7
Sixth Form	10.2	11.9	11.4	12.1	13.3	17.5	10.2	11.1	8.9	18.7
FE/Tertiary	29.8	29.4	29.6	25.8	22.3	20.7	20.8	20.2	17.1	27.4
Academy	27.0	32.4	43.4
Other	42.3	37.2	42.1	39.9	35.1	34.9	41.1	40.4	35.4	40.7

Cumulative Numbers

School type	2002	2003	2004	2005	2006	2007	2008	2009	2010	2011
Comprehensive	184	353	480	628	826	1002	1412	1658	1848	2710
Grammar	8	29	33	69	35	50	81	161	207	245
Sec Mod	0	4	10	15	27	25	33	45	21	57
Independent	1	3	7	2	5	21	65	87	111	90
Sixth Form	65	84	85	91	95	143	79	90	69	117
FE/Tertiary	687	861	769	657	495	413	350	285	215	276
Academy	80	145	1042
Other	265	235	244	210	144	123	144	120	91	153

Cumulative % at Grade B by school type



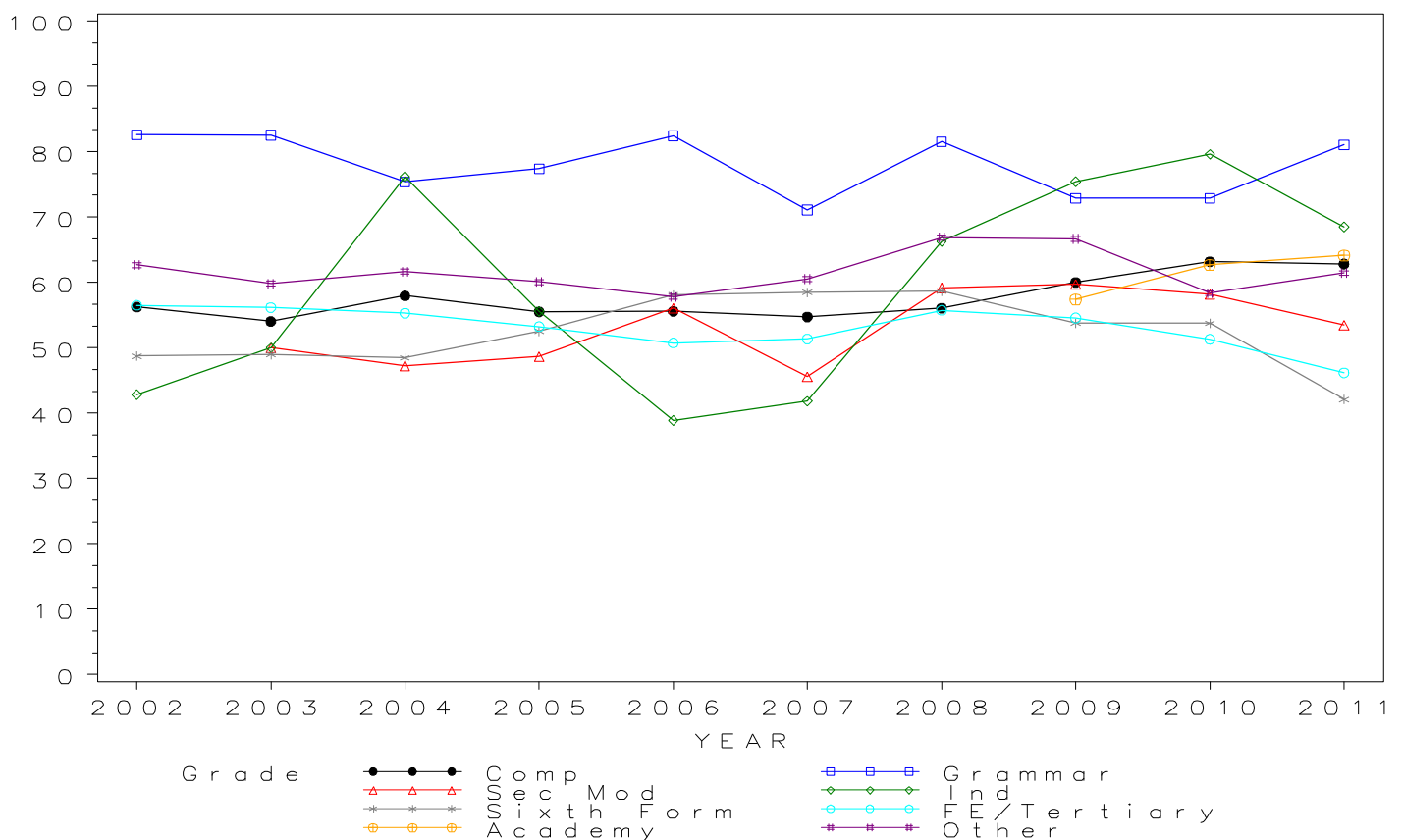
GCSE PSYCHOLOGY Grade C by school type 2002- 2011 Cumulative Percentages

School type	2002	2003	2004	2005	2006	2007	2008	2009	2010	2011
Comprehensive	56.2	54.0	58.0	55.5	55.6	54.7	56.1	60.0	63.2	62.8
Grammar	82.6	82.5	75.4	77.4	82.4	71.1	81.5	72.9	72.9	81.0
Sec Mod	.	50.0	47.3	48.7	56.0	45.6	59.2	59.7	58.2	53.5
Independent	42.9	50.0	76.2	55.6	38.9	41.8	66.3	75.4	79.6	68.5
Sixth Form	48.7	49.0	48.5	52.5	58.1	58.5	58.7	53.8	53.7	42.1
FE/Tertiary	56.5	56.2	55.3	53.2	50.7	51.4	55.7	54.6	51.3	46.2
Academy	57.4	62.7	64.1
Other	62.7	59.8	61.7	60.1	57.8	60.5	66.9	66.7	58.4	61.4

Cumulative Numbers

School type	2002	2003	2004	2005	2006	2007	2008	2009	2010	2011
Comprehensive	325	649	856	1148	1547	1926	2788	3208	3490	4016
Grammar	19	52	49	89	61	64	119	234	263	282
Sec Mod	0	18	26	37	65	62	87	92	57	116
Independent	9	8	16	10	14	41	108	129	160	124
Sixth Form	311	346	362	395	416	479	453	435	416	264
FE/Tertiary	1302	1645	1436	1356	1127	1027	937	770	646	466
Academy	170	281	1540
Other	393	378	357	316	237	213	234	198	150	231

Cumulative % at Grade C by school type

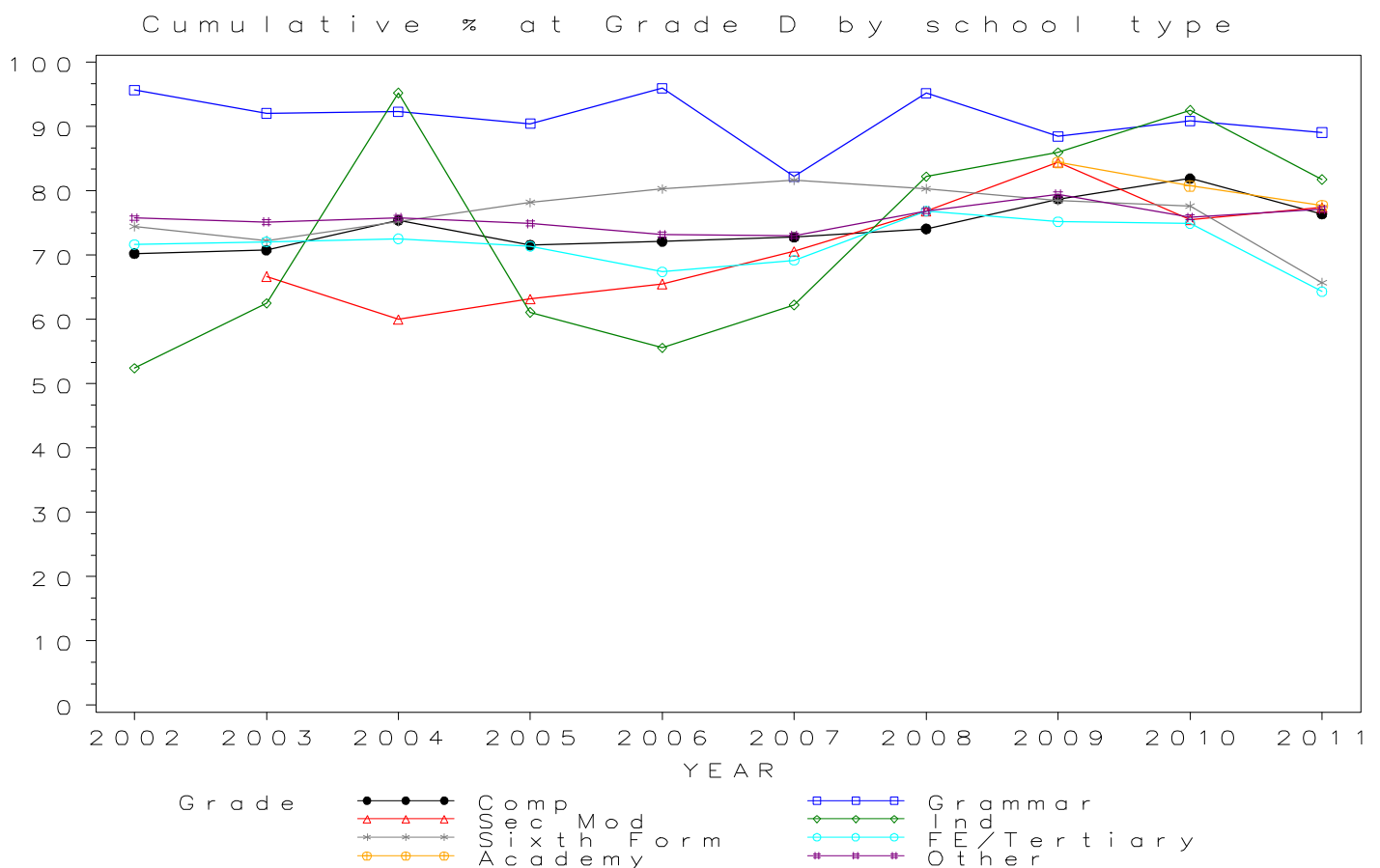


GCSE PSYCHOLOGY Grade D by school type 2002-2011 Cumulative Percentages

School type	2002	2003	2004	2005	2006	2007	2008	2009	2010	2011
Comprehensive	70.2	70.8	75.4	71.6	72.1	72.8	74.1	78.7	81.9	76.4
Grammar	95.7	92.1	92.3	90.4	95.9	82.2	95.2	88.5	90.9	89.1
Sec Mod	.	66.7	60.0	63.2	65.5	70.6	76.9	84.4	75.5	77.4
Independent	52.4	62.5	95.2	61.1	55.6	62.2	82.2	86.0	92.5	81.8
Sixth Form	74.5	72.2	75.2	78.2	80.3	81.7	80.3	78.5	77.6	65.7
FE/Tertiary	71.7	72.1	72.5	71.4	67.4	69.2	76.9	75.2	74.9	64.3
Academy	84.5	80.8	77.7
Other	75.8	75.2	75.8	74.9	73.2	73.0	76.9	79.5	75.9	77.1

Cumulative Numbers

School type	2002	2003	2004	2005	2006	2007	2008	2009	2010	2011
Comprehensive	406	850	1114	1480	2007	2561	3684	4208	4523	4883
Grammar	22	58	60	104	71	74	139	284	328	310
Sec Mod	0	24	33	48	76	96	113	130	74	168
Independent	11	10	20	11	20	61	134	147	186	148
Sixth Form	475	510	562	588	575	669	620	635	601	412
FE/Tertiary	1651	2111	1884	1818	1497	1384	1292	1061	943	649
Academy	250	362	1866
Other	475	475	439	394	300	257	269	236	195	290

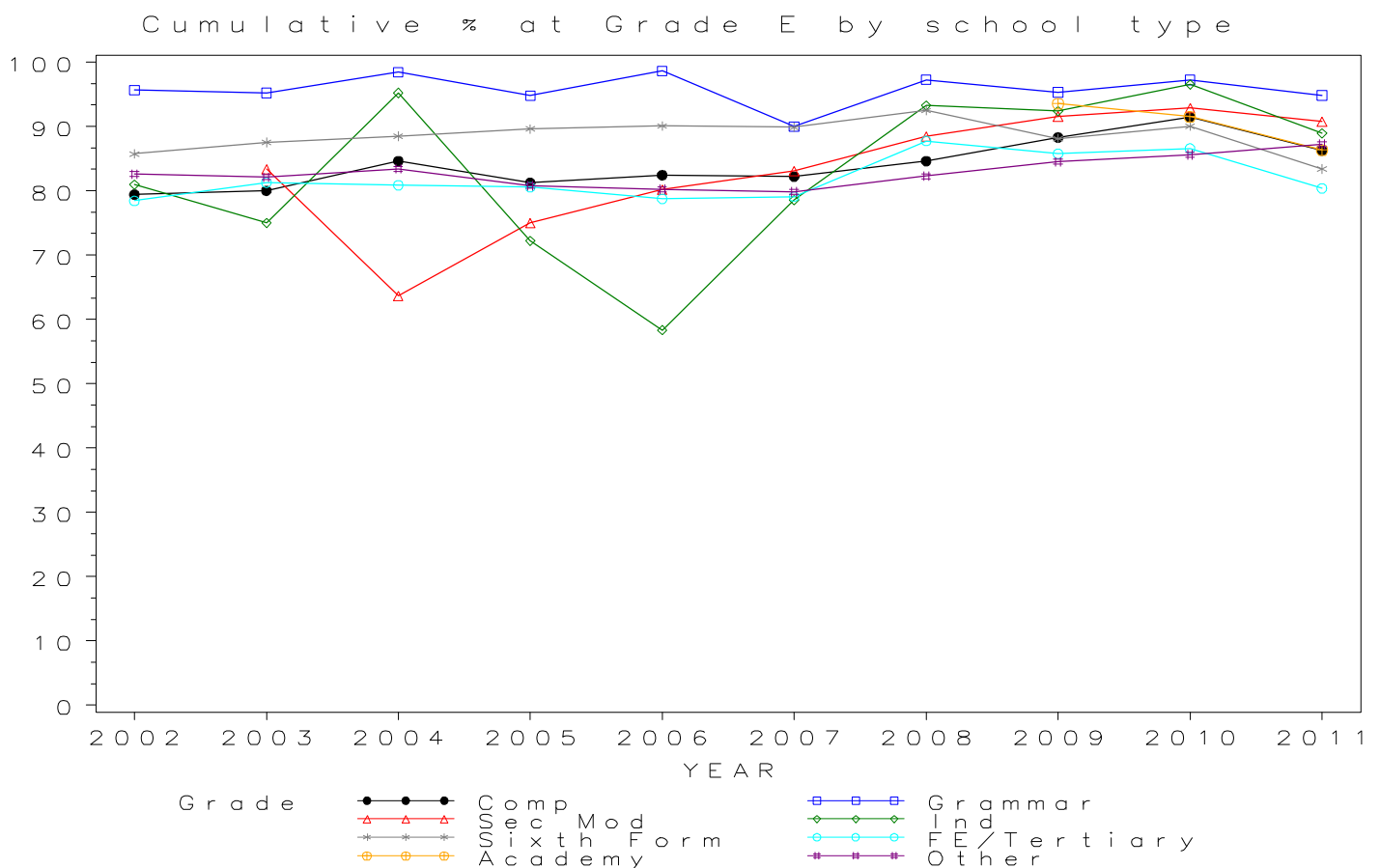


GCSE PSYCHOLOGY Grade E by school type 2002- 2011 Cumulative Percentages

School type	2002	2003	2004	2005	2006	2007	2008	2009	2010	2011
Comprehensive	79.4	80.0	84.6	81.2	82.4	82.2	84.6	88.3	91.5	86.3
Grammar	95.7	95.2	98.5	94.8	98.6	90.0	97.3	95.3	97.2	94.8
Sec Mod	.	83.3	63.6	75.0	80.2	83.1	88.4	91.6	92.9	90.8
Independent	81.0	75.0	95.2	72.2	58.3	78.6	93.3	92.4	96.5	89.0
Sixth Form	85.7	87.5	88.5	89.6	90.1	89.9	92.5	88.1	90.1	83.4
FE/Tertiary	78.4	81.3	80.9	80.6	78.7	79.1	87.7	85.8	86.6	80.4
Academy	93.6	91.5	86.4
Other	82.6	82.1	83.4	80.8	80.2	79.8	82.3	84.5	85.6	87.2

Cumulative Numbers

School type	2002	2003	2004	2005	2006	2007	2008	2009	2010	2011
Comprehensive	459	961	1250	1680	2294	2893	4208	4720	5051	5514
Grammar	22	60	64	109	73	81	142	306	351	330
Sec Mod	0	30	35	57	93	113	130	141	91	197
Independent	17	12	20	13	21	77	152	158	194	161
Sixth Form	547	618	661	674	645	736	714	713	697	523
FE/Tertiary	1807	2381	2100	2052	1749	1582	1475	1210	1090	811
Academy	277	410	2075
Other	518	519	483	425	329	281	288	251	220	328



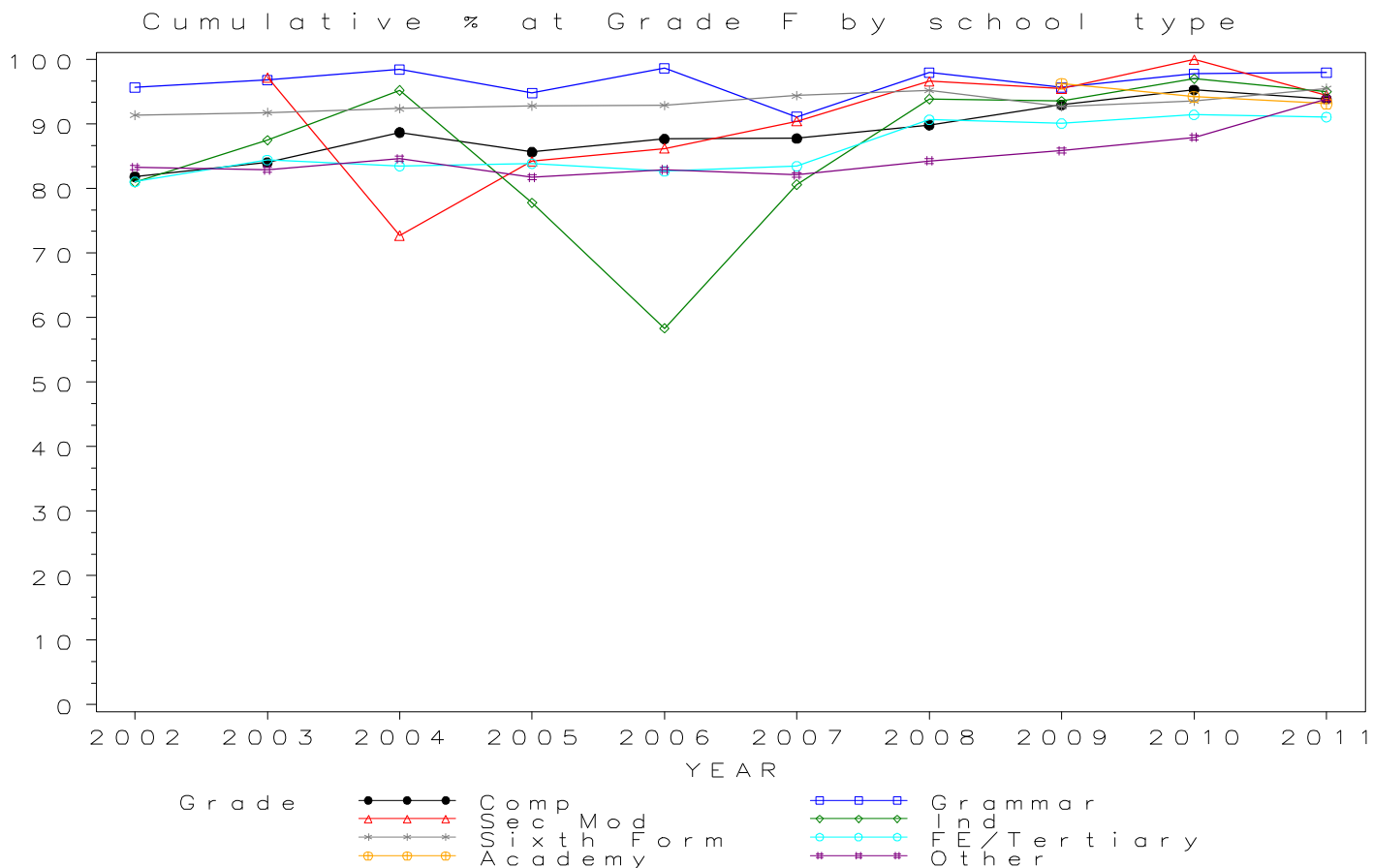
GCSE PSYCHOLOGY Grade F by school type 2002- 2011

Cumulative Percentages

School type	2002	2003	2004	2005	2006	2007	2008	2009	2010	2011
Comprehensive	81.8	84.0	88.7	85.6	87.7	87.8	89.8	92.9	95.3	93.9
Grammar	95.7	96.8	98.5	94.8	98.6	91.1	97.9	95.6	97.8	98.0
Sec Mod	.	97.2	72.7	84.2	86.2	90.4	96.6	95.5	100.0	94.5
Independent	81.0	87.5	95.2	77.8	58.3	80.6	93.9	93.6	97.0	95.0
Sixth Form	91.4	91.8	92.4	92.8	92.9	94.4	95.2	92.7	93.5	95.5
FE/Tertiary	81.0	84.4	83.5	83.9	82.7	83.5	90.7	90.1	91.4	91.1
Academy	96.3	94.2	93.2
Other	83.3	82.9	84.6	81.7	82.9	82.1	84.3	85.9	87.9	93.9

Cumulative Numbers

School type	2002	2003	2004	2005	2006	2007	2008	2009	2010	2011
Comprehensive	473	1009	1310	1771	2440	3088	4468	4969	5263	6002
Grammar	22	61	64	109	73	82	143	307	353	341
Sec Mod	0	35	40	64	100	123	142	147	98	205
Independent	17	14	20	14	21	79	153	160	195	172
Sixth Form	583	648	690	698	665	773	735	750	724	599
FE/Tertiary	1867	2473	2168	2136	1836	1669	1524	1271	1151	919
Academy	285	422	2239
Other	522	524	490	430	340	289	295	255	226	353

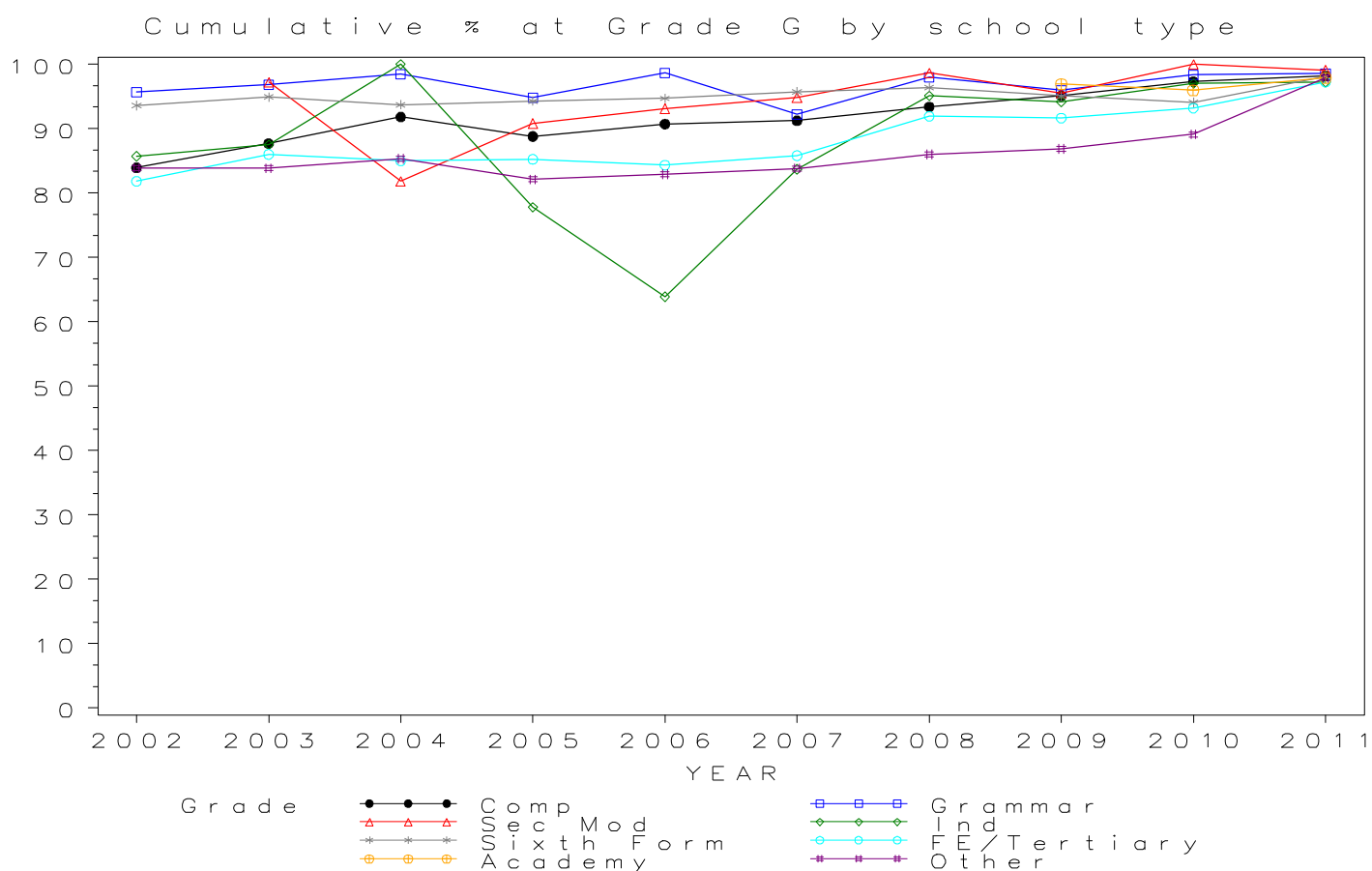


GCSE PSYCHOLOGY Grade G by school type 2002- 2011 Cumulative Percentages

School type	2002	2003	2004	2005	2006	2007	2008	2009	2010	2011
Comprehensive	83.9	87.7	91.8	88.8	90.7	91.2	93.4	95.1	97.3	98.2
Grammar	95.7	96.8	98.5	94.8	98.6	92.2	97.9	96.0	98.3	98.6
Sec Mod	.	97.2	81.8	90.8	93.1	94.9	98.6	95.5	100.0	99.1
Independent	85.7	87.5	100.0	77.8	63.9	83.7	95.1	94.2	97.0	97.2
Sixth Form	93.6	94.9	93.7	94.3	94.7	95.7	96.4	95.1	94.1	98.1
FE/Tertiary	81.8	86.0	85.0	85.2	84.3	85.8	91.9	91.6	93.2	97.2
Academy	97.0	96.0	97.9
Other	83.9	83.9	85.3	82.1	82.9	83.8	86.0	86.9	89.1	97.9

Cumulative Numbers

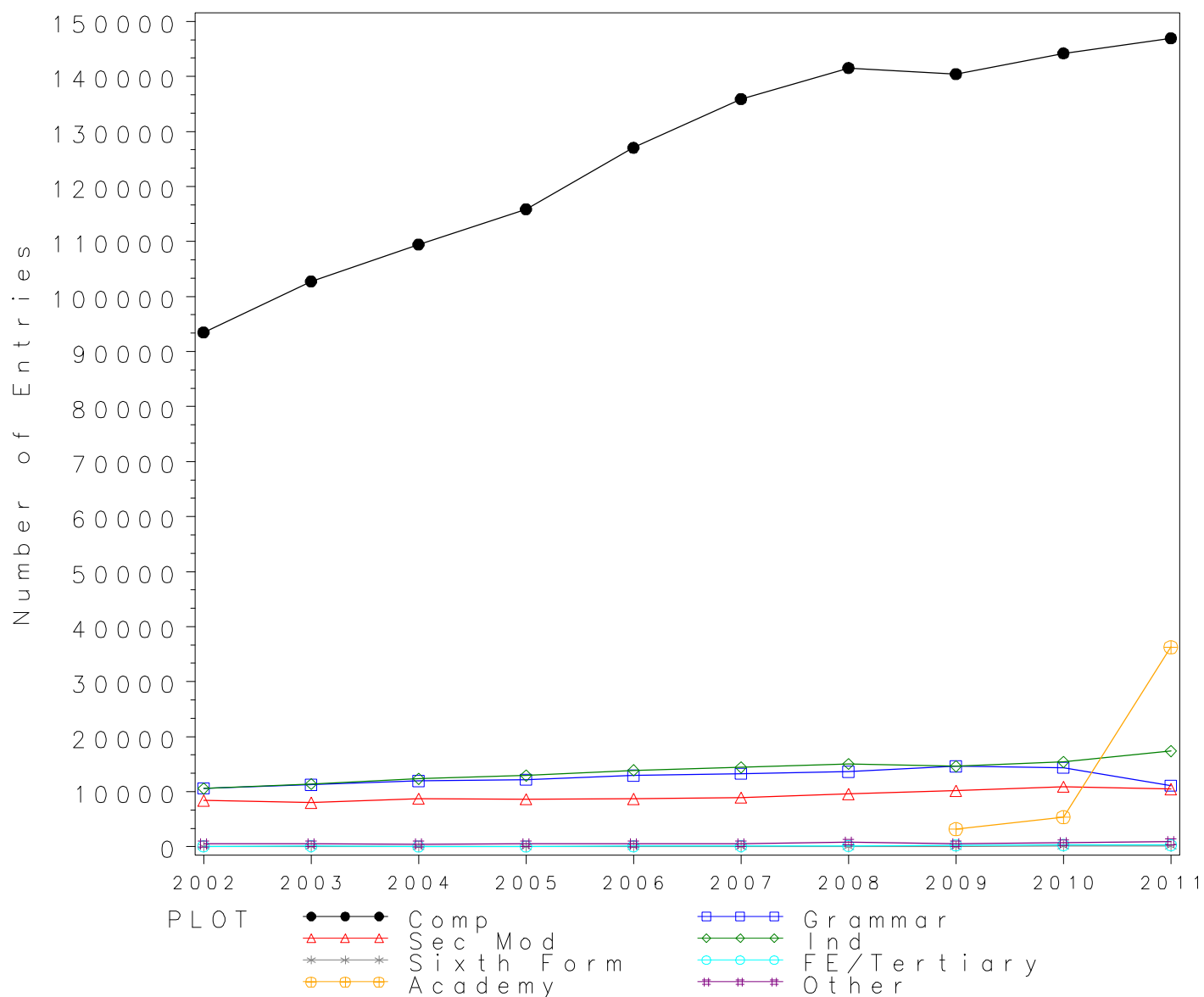
School type	2002	2003	2004	2005	2006	2007	2008	2009	2010	2011
Comprehensive	485	1053	1356	1836	2524	3210	4643	5084	5374	6275
Grammar	22	61	64	109	73	83	143	308	355	343
Sec Mod	0	35	45	69	108	129	145	147	98	215
Independent	18	14	21	14	23	82	155	161	195	176
Sixth Form	597	670	700	709	678	784	744	769	728	615
FE/Tertiary	1885	2519	2207	2171	1873	1716	1545	1293	1173	981
Academy	287	430	2352
Other	526	530	494	432	340	295	301	258	229	368



Numbers of GCSE entries in RELIGIOUS STUDIES/EDU by school type 2002- 2011

School type	2002	2003	2004	2005	2006	2007	2008	2009	2010	2011
Comprehensive	93498	102746	109472	115884	127059	135922	141549	140458	144210	146946
Grammar	10602	11289	11935	12186	12932	13293	13617	14638	14379	11114
Sec Mod	8413	7989	8759	8663	8686	8928	9593	10197	10924	10453
Independent	10586	11407	12362	12925	13898	14429	15049	14603	15380	17371
Sixth Form	42	41	36	33	29	33	35	35	104	121
FE/Tertiary	85	108	52	77	89	108	147	268	301	293
Academy	3232	5370	36295
Other	511	573	480	575	493	551	867	563	772	914

GCSE RELIGIOUS STUDIES/EDU Entries by school type 2002–2011



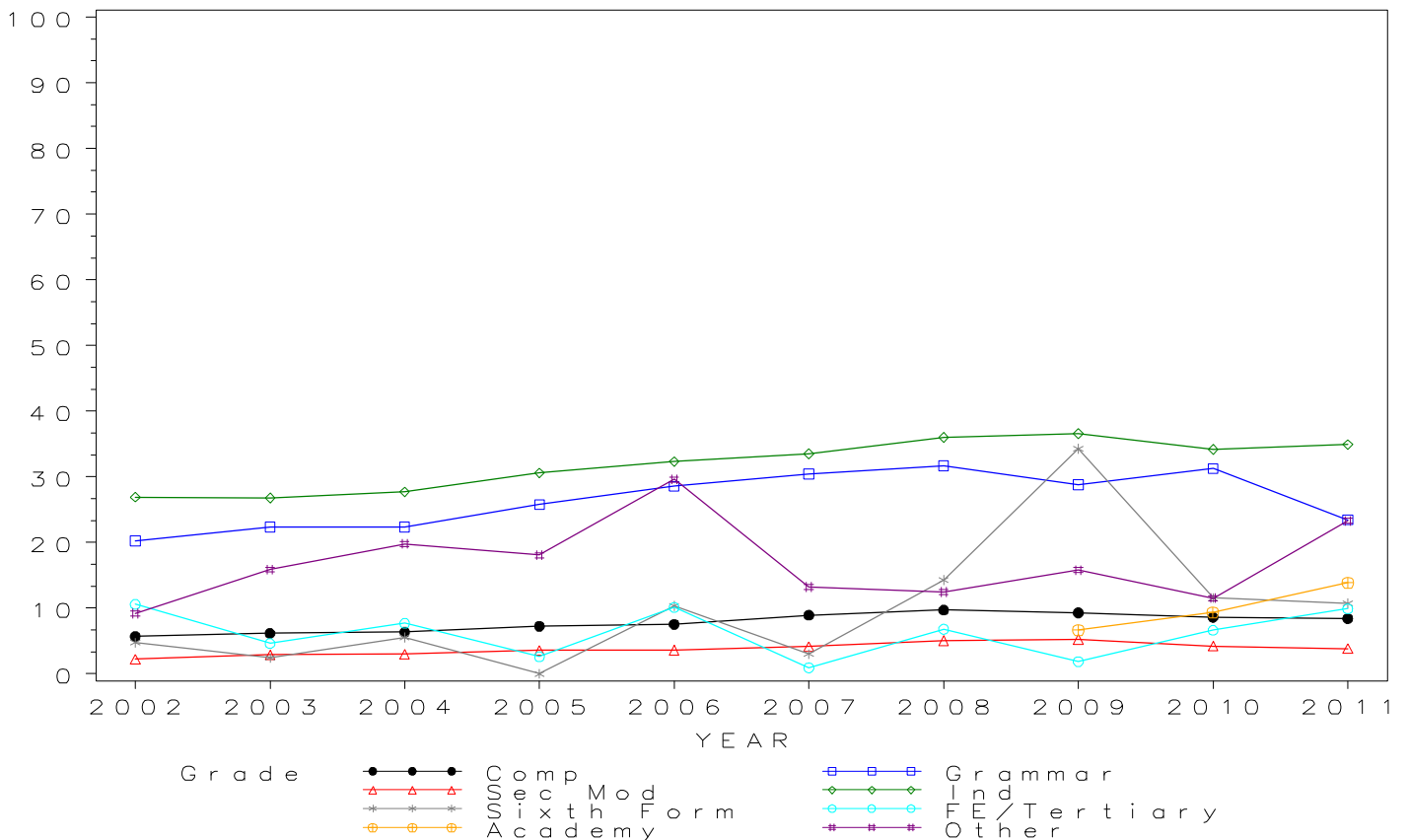
GCSE RELIGIOUS STUDIES/EDU Grade A by school type 2002- 2011
Cumulative Percentages*

School type	2002	2003	2004	2005	2006	2007	2008	2009	2010	2011
Comprehensive	5.7	6.2	6.3	7.2	7.5	8.9	9.7	9.3	8.6	8.4
Grammar	20.2	22.4	22.4	25.8	28.6	30.4	31.7	28.8	31.3	23.4
Sec Mod	2.2	2.9	3.0	3.6	3.6	4.2	5.1	5.2	4.2	3.8
Independent	26.9	26.8	27.7	30.6	32.3	33.5	36.0	36.6	34.2	34.9
Sixth Form	4.8	2.4	5.6	0.0	10.3	3.0	14.3	34.3	11.5	10.7
FE/Tertiary	10.6	4.6	7.7	2.6	10.1	0.9	6.8	1.9	6.6	9.9
Academy	6.7	9.4	13.9
Other	9.2	15.9	19.8	18.1	29.6	13.2	12.5	15.8	11.5	23.3

Cumulative Numbers

School type	2002	2003	2004	2005	2006	2007	2008	2009	2010	2011
Comprehensive	5323	6339	6949	8393	9575	12139	13759	13050	12414	12360
Grammar	2146	2527	2668	3143	3694	4045	4315	4216	4498	2606
Sec Mod	188	234	264	311	314	371	486	535	461	401
Independent	2848	3057	3424	3955	4489	4834	5418	5345	5260	6062
Sixth Form	2	1	2	0	3	1	5	12	12	13
FE/Tertiary	9	5	4	2	9	1	10	5	20	29
Academy	217	505	5045
Other	47	91	95	104	146	73	108	89	89	213

Cumulative % at Grade A* by school type



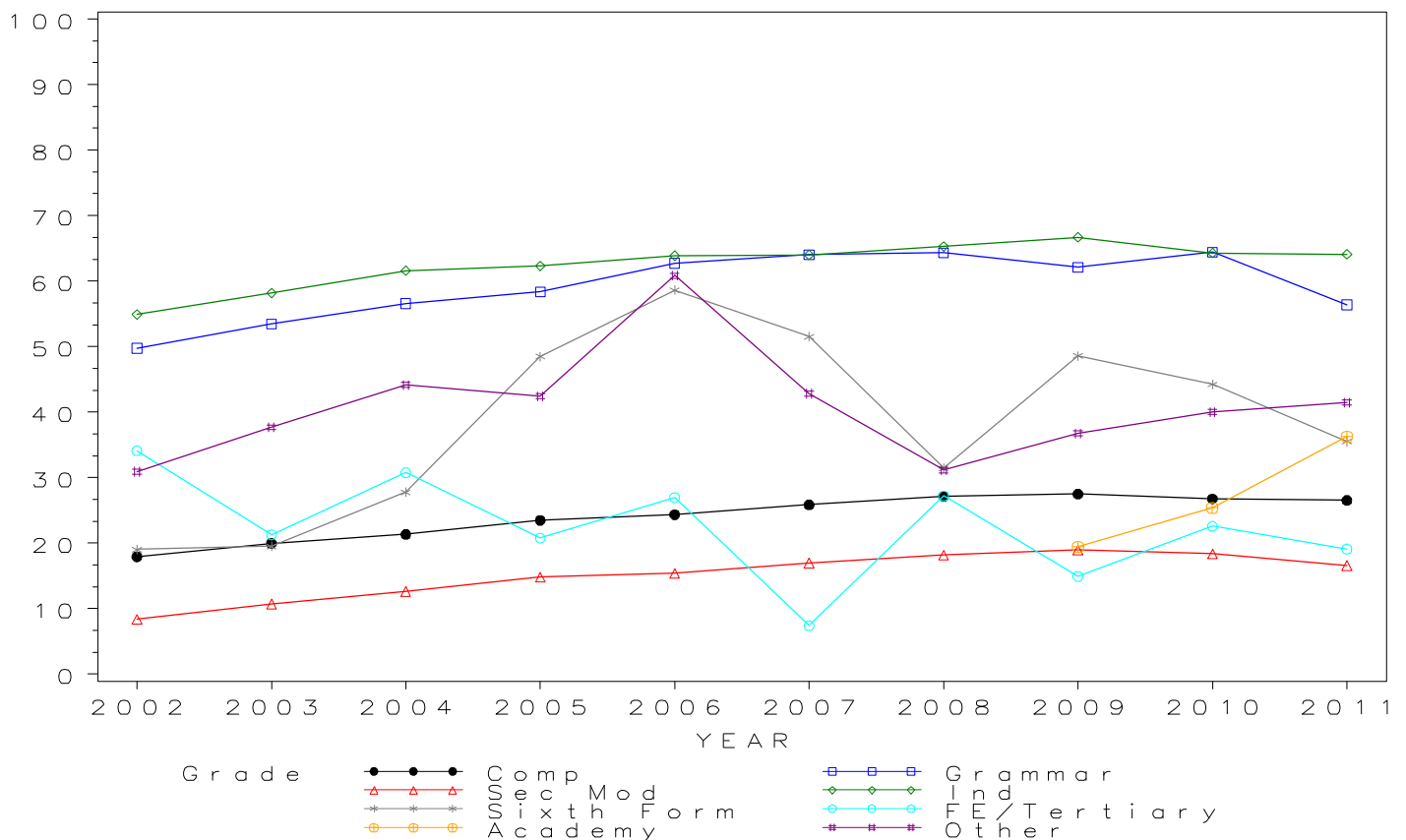
GCSE RELIGIOUS STUDIES/EDU Grade A by school type 2002- 2011 Cumulative Percentages

School type	2002	2003	2004	2005	2006	2007	2008	2009	2010	2011
Comprehensive	17.9	20.0	21.3	23.5	24.3	25.9	27.1	27.5	26.8	26.5
Grammar	49.7	53.4	56.6	58.3	62.8	64.0	64.3	62.1	64.4	56.4
Sec Mod	8.4	10.7	12.6	14.8	15.4	17.0	18.2	19.0	18.4	16.6
Independent	54.9	58.2	61.6	62.3	63.9	64.0	65.3	66.7	64.3	64.1
Sixth Form	19.0	19.5	27.8	48.5	58.6	51.5	31.4	48.6	44.2	35.5
FE/Tertiary	34.1	21.3	30.8	20.8	27.0	7.4	27.2	14.9	22.6	19.1
Academy	19.5	25.4	36.3
Other	30.9	37.7	44.2	42.4	60.9	42.8	31.1	36.8	40.0	41.5

Cumulative Numbers

School type	2002	2003	2004	2005	2006	2007	2008	2009	2010	2011
Comprehensive	16771	20526	23368	27225	30936	35143	38426	38634	38602	39005
Grammar	5274	6033	6753	7110	8115	8509	8756	9090	9263	6267
Sec Mod	704	858	1108	1283	1336	1515	1743	1936	2008	1734
Independent	5812	6639	7615	8052	8881	9235	9827	9740	9889	11135
Sixth Form	8	8	10	16	17	17	11	17	46	43
FE/Tertiary	29	23	16	16	24	8	40	40	68	56
Academy	630	1364	13175
Other	158	216	212	244	300	236	270	207	309	379

Cumulative % at Grade A by school type



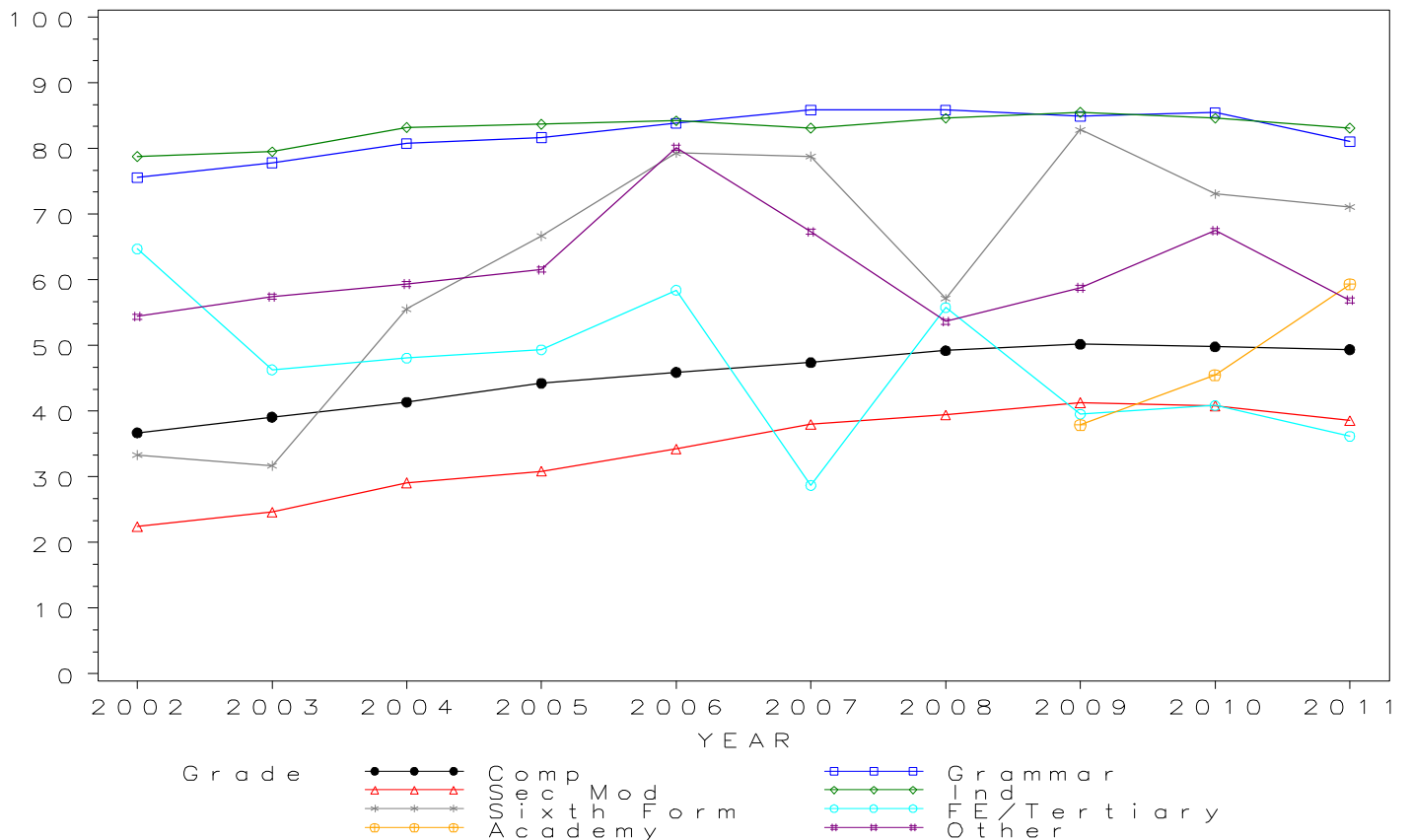
GCSE RELIGIOUS STUDIES/EDU Grade B by school type 2002- 2011 Cumulative Percentages

School type	2002	2003	2004	2005	2006	2007	2008	2009	2010	2011
Comprehensive	36.7	39.1	41.4	44.2	45.9	47.4	49.2	50.2	49.8	49.4
Grammar	75.6	77.8	80.8	81.7	83.8	85.8	85.8	84.9	85.5	81.1
Sec Mod	22.4	24.6	29.1	30.8	34.2	38.0	39.5	41.3	40.8	38.6
Independent	78.8	79.5	83.2	83.7	84.2	83.1	84.6	85.5	84.6	83.1
Sixth Form	33.3	31.7	55.6	66.7	79.3	78.8	57.1	82.9	73.1	71.1
FE/Tertiary	64.7	46.3	48.1	49.4	58.4	28.7	55.8	39.6	40.9	36.2
Academy	37.9	45.5	59.3
Other	54.4	57.4	59.4	61.6	80.1	67.3	53.6	58.8	67.5	56.9

Cumulative Numbers

School type	2002	2003	2004	2005	2006	2007	2008	2009	2010	2011
Comprehensive	34310	40168	45301	51272	58340	64420	69655	70478	71806	72558
Grammar	8015	8785	9642	9951	10842	11411	11689	12428	12288	9009
Sec Mod	1887	1967	2549	2672	2973	3394	3785	4210	4459	4031
Independent	8342	9069	10285	10818	11702	11990	12731	12486	13011	14435
Sixth Form	14	13	20	22	23	26	20	29	76	86
FE/Tertiary	55	50	25	38	52	31	82	106	123	106
Academy	1225	2443	21523
Other	278	329	285	354	395	371	465	331	521	520

Cumulative % at Grade B by school type



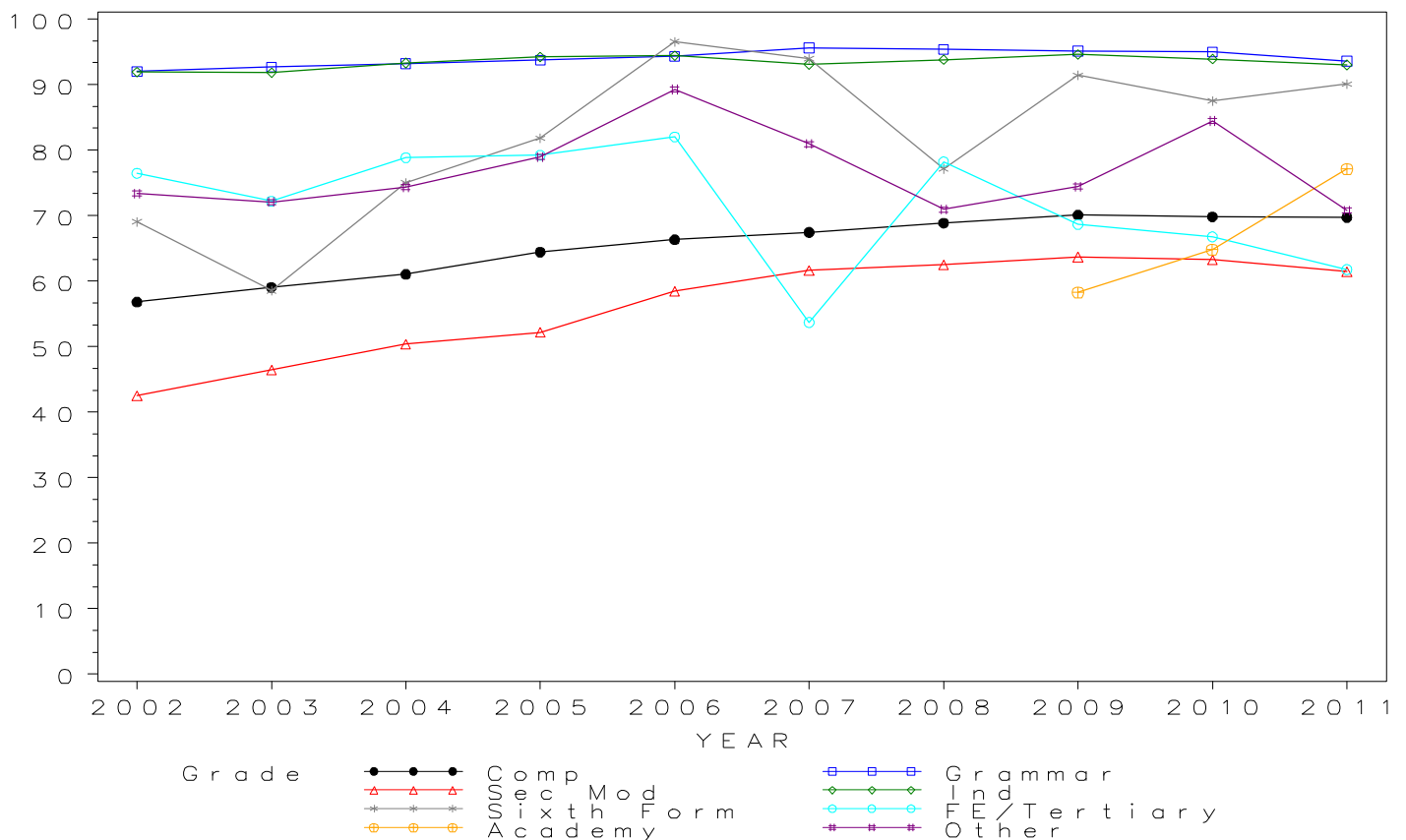
GCSE RELIGIOUS STUDIES/EDU Grade C by school type 2002- 2011 Cumulative Percentages

School type	2002	2003	2004	2005	2006	2007	2008	2009	2010	2011
Comprehensive	56.8	59.0	61.0	64.4	66.3	67.4	68.9	70.1	69.8	69.7
Grammar	92.0	92.7	93.2	93.7	94.3	95.6	95.3	95.1	95.0	93.6
Sec Mod	42.5	46.4	50.4	52.2	58.5	61.6	62.5	63.7	63.3	61.4
Independent	91.9	91.8	93.3	94.2	94.4	93.1	93.8	94.6	93.9	93.0
Sixth Form	69.0	58.5	75.0	81.8	96.6	93.9	77.1	91.4	87.5	90.1
FE/Tertiary	76.5	72.2	78.8	79.2	82.0	53.7	78.2	68.7	66.8	61.8
Academy	58.3	64.8	77.1
Other	73.4	72.1	74.4	79.0	89.2	80.9	70.9	74.4	84.5	70.8

Cumulative Numbers

School type	2002	2003	2004	2005	2006	2007	2008	2009	2010	2011
Comprehensive	53118	60664	66827	74660	84267	91678	97474	98442	100683	102437
Grammar	9753	10461	11124	11422	12195	12707	12983	13924	13660	10400
Sec Mod	3575	3710	4412	4521	5078	5501	5995	6496	6910	6421
Independent	9729	10472	11534	12175	13120	13433	14116	13814	14442	16155
Sixth Form	29	24	27	27	28	31	27	32	91	109
FE/Tertiary	65	78	41	61	73	58	115	184	201	181
Academy	1884	3480	27983
Other	375	413	357	454	440	446	615	419	652	647

Cumulative % at Grade C by school type

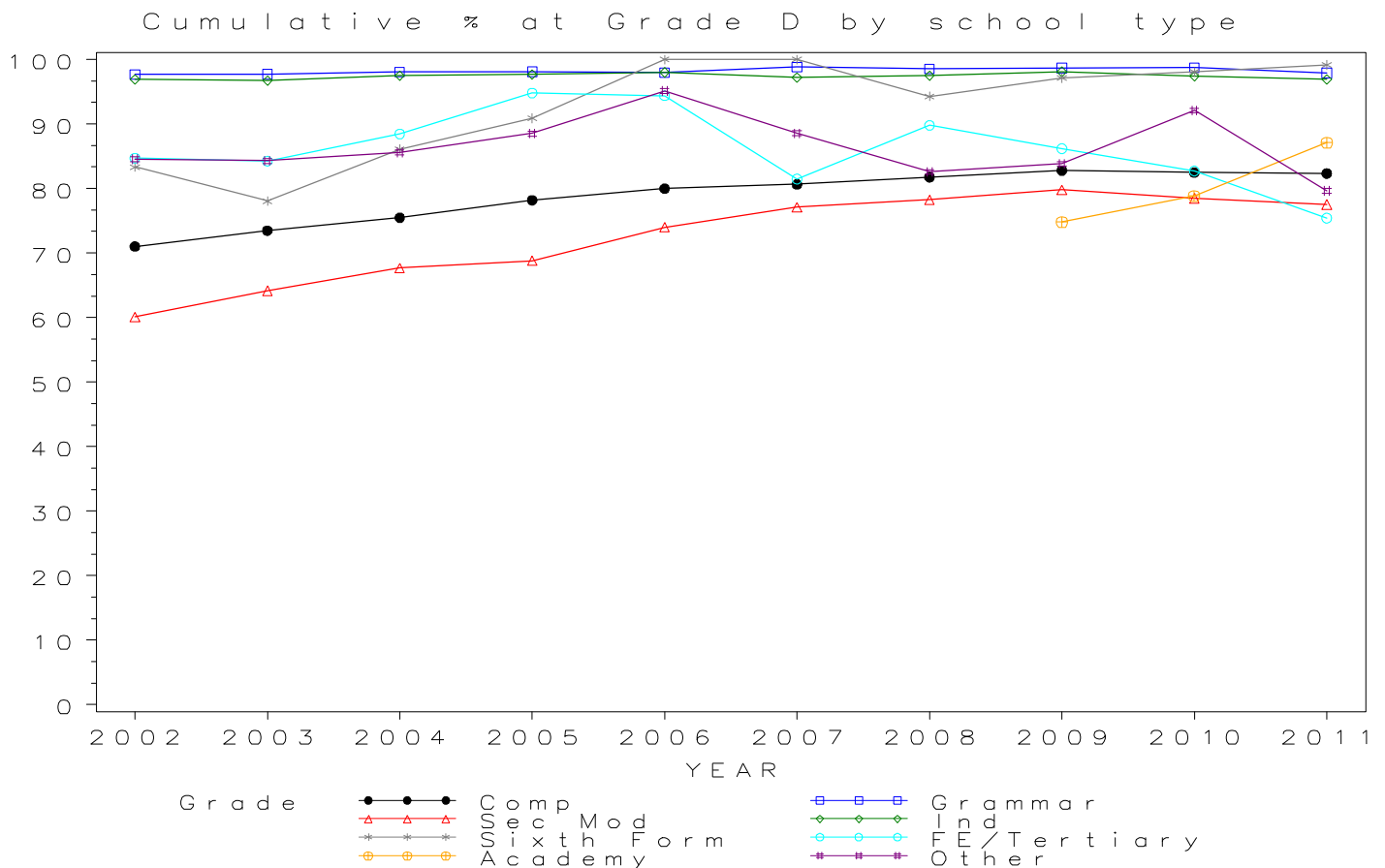


GCSE RELIGIOUS STUDIES/EDU Grade D by school type 2002- 2011 Cumulative Percentages

School type	2002	2003	2004	2005	2006	2007	2008	2009	2010	2011
Comprehensive	71.0	73.5	75.5	78.2	80.0	80.6	81.8	82.8	82.5	82.3
Grammar	97.7	97.7	98.1	98.1	98.0	98.8	98.6	98.7	98.7	97.9
Sec Mod	60.1	64.2	67.7	68.8	74.0	77.1	78.3	79.8	78.5	77.5
Independent	96.9	96.7	97.5	97.7	98.0	97.2	97.5	98.1	97.4	96.9
Sixth Form	83.3	78.0	86.1	90.9	100.0	100.0	94.3	97.1	98.1	99.2
FE/Tertiary	84.7	84.3	88.5	94.8	94.4	81.5	89.8	86.2	82.7	75.4
Academy	74.8	78.9	87.1
Other	84.5	84.3	85.6	88.5	95.1	88.6	82.6	83.8	92.1	79.6

Cumulative Numbers

School type	2002	2003	2004	2005	2006	2007	2008	2009	2010	2011
Comprehensive	66408	75500	82623	90613	101631	109615	115734	116287	118945	120986
Grammar	10355	11030	11705	11956	12668	13137	13422	14446	14196	10883
Sec Mod	5056	5128	5929	5961	6428	6882	7507	8136	8574	8105
Independent	10258	11031	12053	12628	13620	14025	14673	14326	14980	16832
Sixth Form	35	32	31	30	29	33	33	34	102	120
FE/Tertiary	72	91	46	73	84	88	132	231	249	221
Academy	2418	4237	31613
Other	432	483	411	509	469	488	716	472	711	728

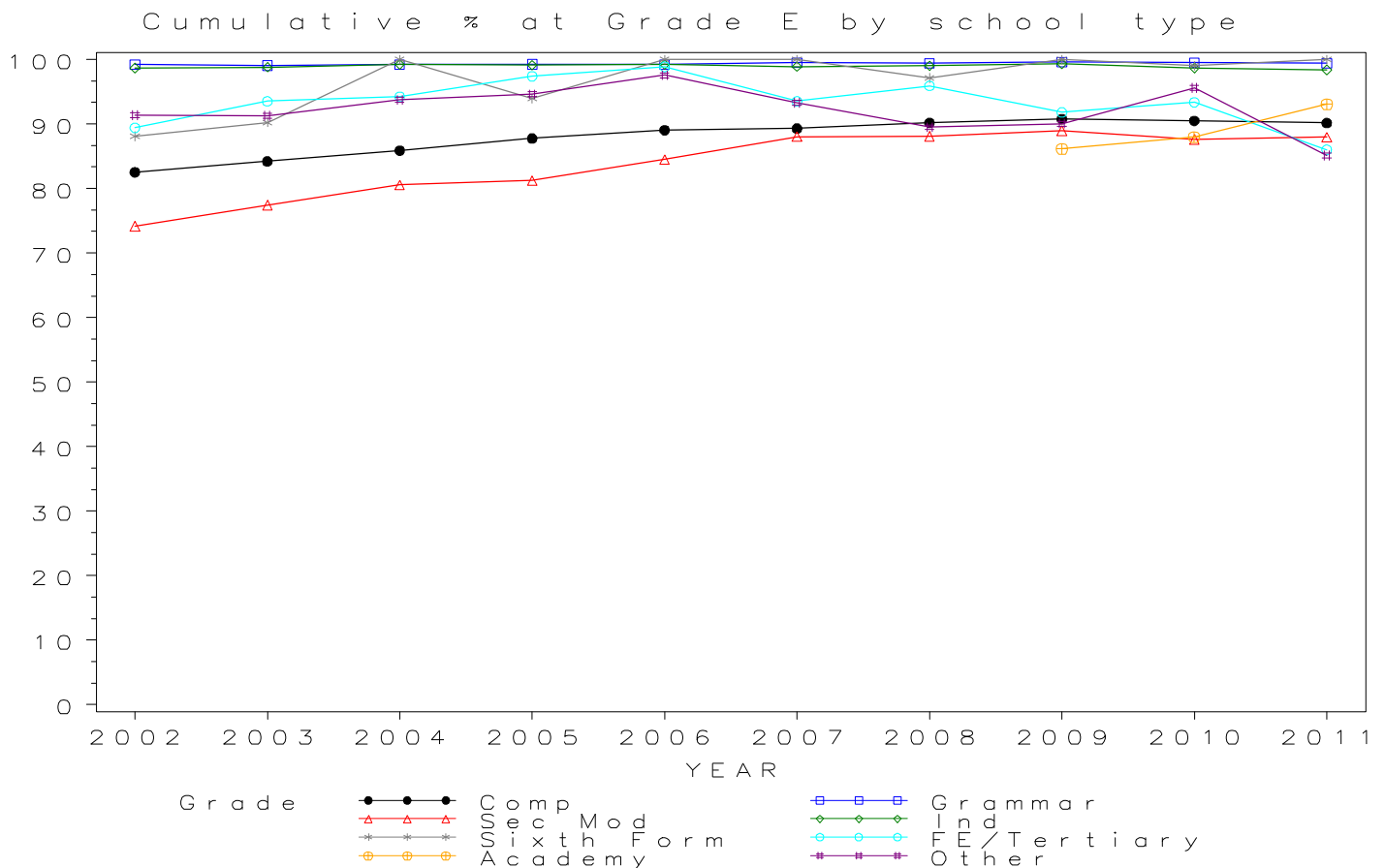


GCSE RELIGIOUS STUDIES/EDU Grade E by school type 2002- 2011 Cumulative Percentages

School type	2002	2003	2004	2005	2006	2007	2008	2009	2010	2011
Comprehensive	82.5	84.2	85.9	87.8	89.0	89.3	90.2	90.8	90.5	90.2
Grammar	99.2	99.1	99.2	99.3	99.2	99.5	99.4	99.6	99.5	99.4
Sec Mod	74.2	77.4	80.6	81.3	84.5	88.0	88.1	89.0	87.6	88.0
Independent	98.7	98.8	99.2	99.1	99.2	98.9	99.0	99.3	98.7	98.4
Sixth Form	88.1	90.2	100.0	93.9	100.0	100.0	97.1	100.0	99.0	100.0
FE/Tertiary	89.4	93.5	94.2	97.4	98.9	93.5	95.9	91.8	93.4	86.0
Academy	86.2	88.0	93.1
Other	91.4	91.3	93.8	94.6	97.6	93.3	89.5	90.1	95.6	85.1

Cumulative Numbers

School type	2002	2003	2004	2005	2006	2007	2008	2009	2010	2011
Comprehensive	77161	86512	94011	101699	113128	121386	127647	127496	130504	132480
Grammar	10519	11185	11841	12097	12831	13228	13533	14579	14307	11047
Sec Mod	6241	6186	7056	7040	7342	7860	8454	9072	9574	9197
Independent	10448	11270	12263	12809	13787	14270	14899	14501	15180	17093
Sixth Form	37	37	36	31	29	33	34	35	103	121
FE/Tertiary	76	101	49	75	88	101	141	246	281	252
Academy	2786	4726	33791
Other	467	523	450	544	481	514	776	507	738	778

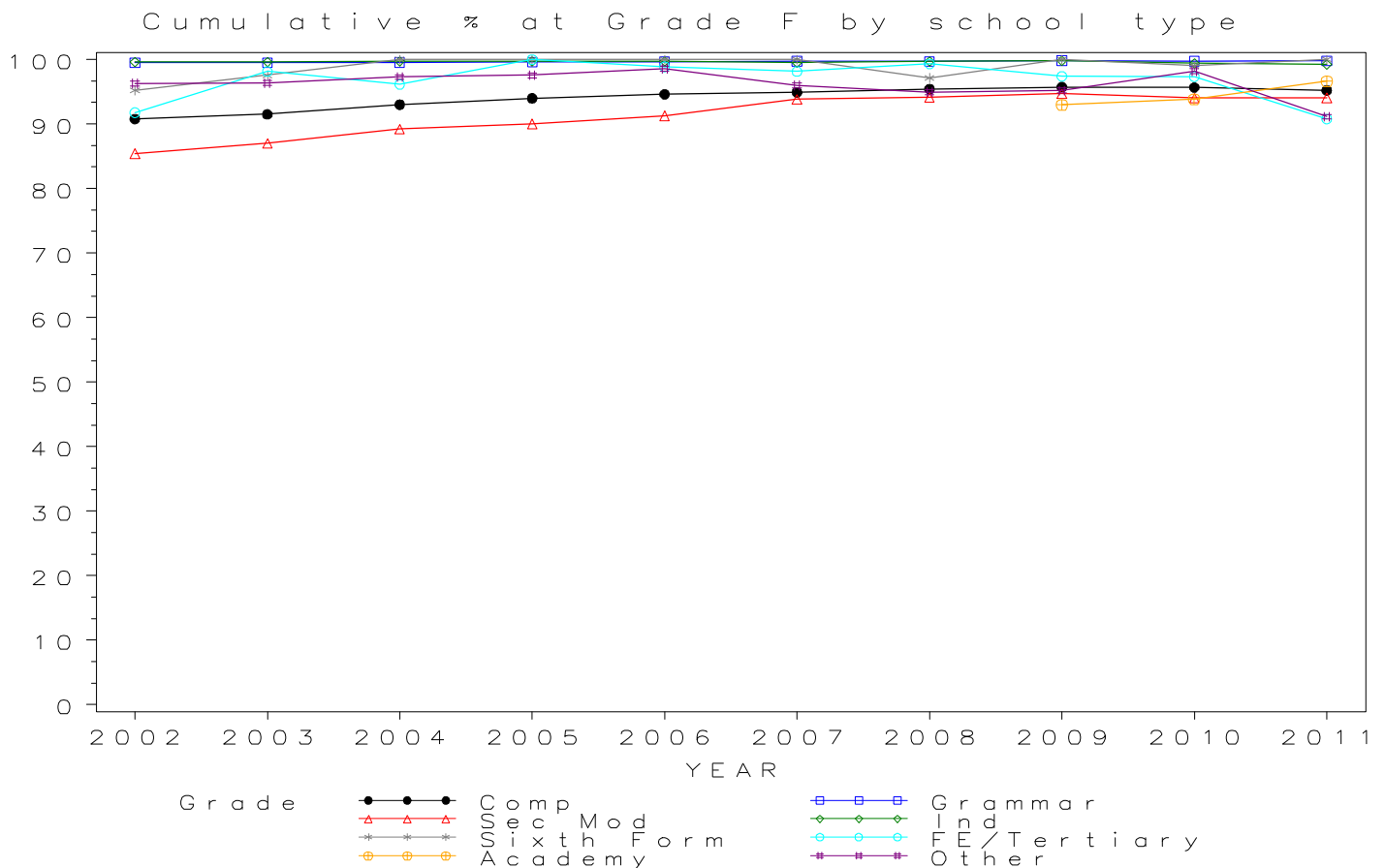


*GCSE RELIGIOUS STUDIES/EDU Grade F by school type 2002- 2011
Cumulative Percentages*

School type	2002	2003	2004	2005	2006	2007	2008	2009	2010	2011
Comprehensive	90.8	91.5	93.0	94.0	94.6	94.9	95.4	95.7	95.7	95.2
Grammar	99.5	99.5	99.6	99.6	99.7	99.8	99.7	99.8	99.7	99.8
Sec Mod	85.4	87.0	89.2	90.0	91.3	93.9	94.1	94.7	94.0	94.1
Independent	99.6	99.6	99.7	99.7	99.7	99.5	99.7	99.8	99.4	99.2
Sixth Form	95.2	97.6	100.0	100.0	100.0	100.0	97.1	100.0	99.0	100.0
FE/Tertiary	91.8	98.1	96.2	100.0	98.9	98.1	99.3	97.4	97.3	90.8
Academy	93.0	93.9	96.6
Other	96.3	96.3	97.3	97.6	98.6	96.0	94.9	95.2	98.2	91.1

Cumulative Numbers

School type	2002	2003	2004	2005	2006	2007	2008	2009	2010	2011
Comprehensive	84880	94012	101814	108912	120199	128981	135044	134452	137952	139909
Grammar	10549	11232	11883	12139	12889	13260	13579	14613	14340	11094
Sec Mod	7187	6949	7815	7801	7928	8379	9030	9659	10271	9832
Independent	10544	11361	12325	12886	13856	14357	15004	14574	15288	17232
Sixth Form	40	40	36	33	29	33	34	35	103	121
FE/Tertiary	78	106	50	77	88	106	146	261	293	266
Academy	3006	5042	35061
Other	492	552	467	561	486	529	823	536	758	833

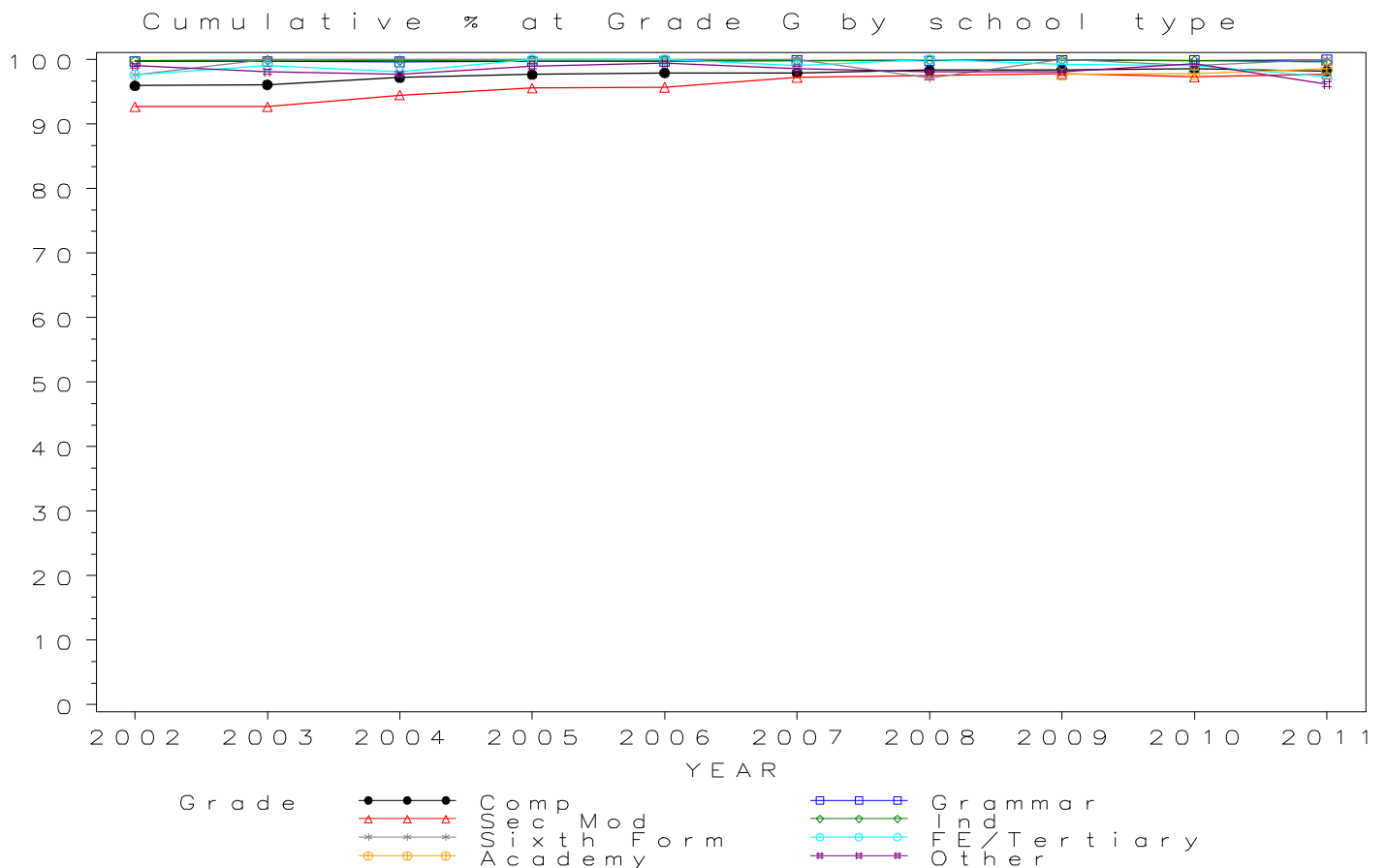


*GCSE RELIGIOUS STUDIES/EDU Grade G by school type 2002- 2011
Cumulative Percentages*

School type	2002	2003	2004	2005	2006	2007	2008	2009	2010	2011
Comprehensive	95.9	96.1	97.2	97.7	97.9	97.9	98.3	98.4	98.5	98.2
Grammar	99.7	99.7	99.6	99.7	99.7	99.9	99.8	99.9	99.8	99.9
Sec Mod	92.7	92.7	94.5	95.6	95.7	97.2	97.6	97.8	97.3	97.7
Independent	99.8	99.9	99.8	99.9	99.9	99.8	99.9	99.9	99.8	99.6
Sixth Form	97.6	100.0	100.0	100.0	100.0	100.0	97.1	100.0	99.0	100.0
FE/Tertiary	97.6	99.1	98.1	100.0	100.0	99.1	100.0	99.3	99.0	97.3
Academy	97.7	97.8	98.6
Other	99.0	98.1	97.7	99.0	99.4	98.5	98.0	98.0	99.4	96.2

Cumulative Numbers

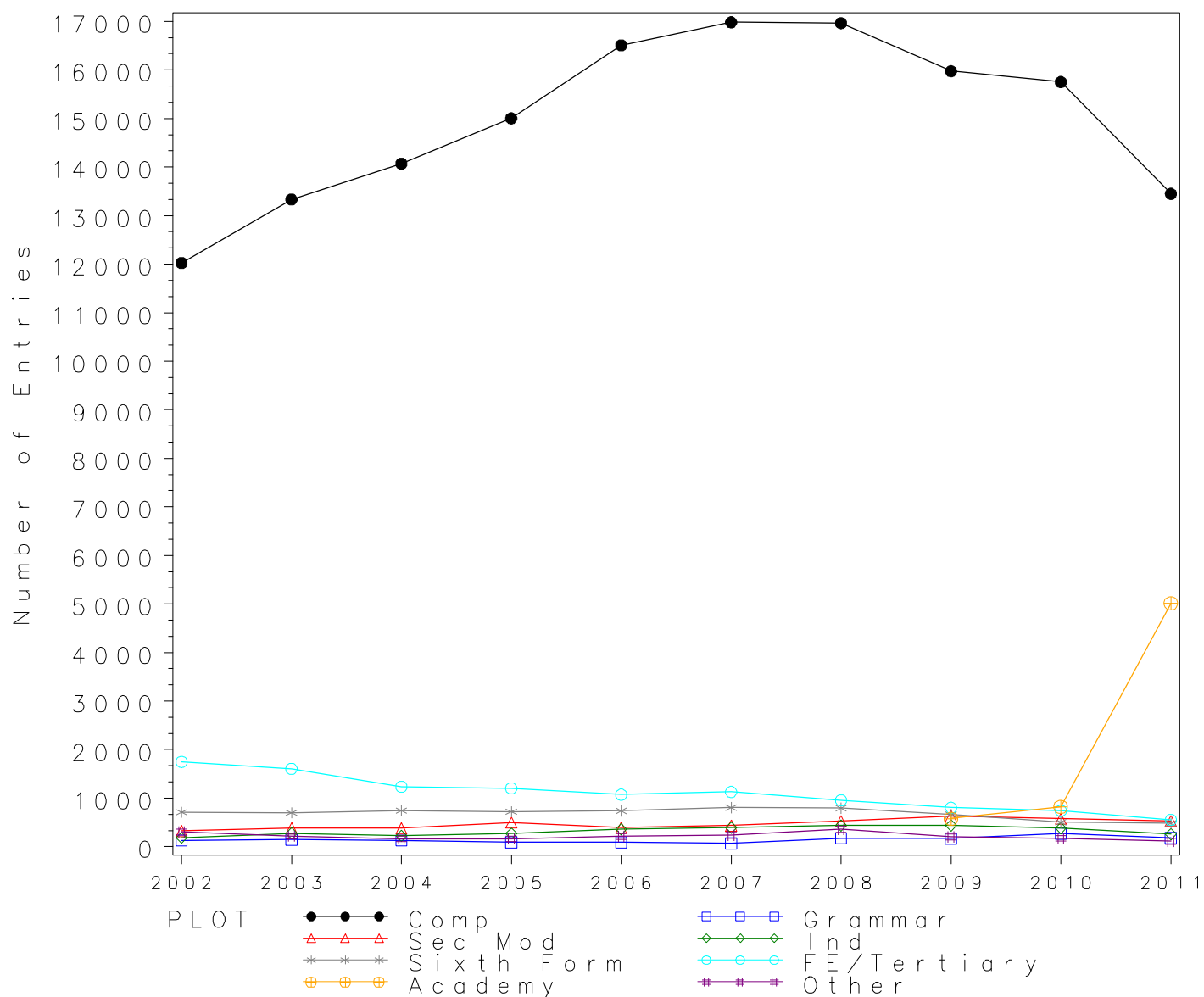
School type	2002	2003	2004	2005	2006	2007	2008	2009	2010	2011
Comprehensive	89685	98717	106375	113180	124423	133118	139202	138228	142082	144284
Grammar	10568	11252	11892	12151	12897	13274	13588	14618	14355	11105
Sec Mod	7799	7406	8275	8281	8314	8682	9358	9972	10633	10217
Independent	10565	11396	12337	12912	13884	14400	15034	14588	15349	17302
Sixth Form	41	41	36	33	29	33	34	35	103	121
FE/Tertiary	83	107	51	77	89	107	147	266	298	285
Academy	3158	5252	35787
Other	506	562	469	569	490	543	850	552	767	879



Numbers of GCSE entries in SOCIOLOGY by school type 2002-2011

School type	2002	2003	2004	2005	2006	2007	2008	2009	2010	2011
Comprehensive	12027	13332	14071	15005	16508	16983	16965	15976	15754	13450
Grammar	129	150	132	94	89	67	173	169	273	183
Sec Mod	325	384	385	499	396	438	525	625	579	533
Independent	185	278	225	276	362	392	439	437	383	262
Sixth Form	710	702	743	721	742	806	797	664	507	482
FE/Tertiary	1749	1604	1235	1203	1074	1130	957	804	741	556
Academy	581	819	5015
Other	301	221	164	164	215	234	359	204	174	113

GCSE SOCIOLOGY Entries by school type 2002–2011



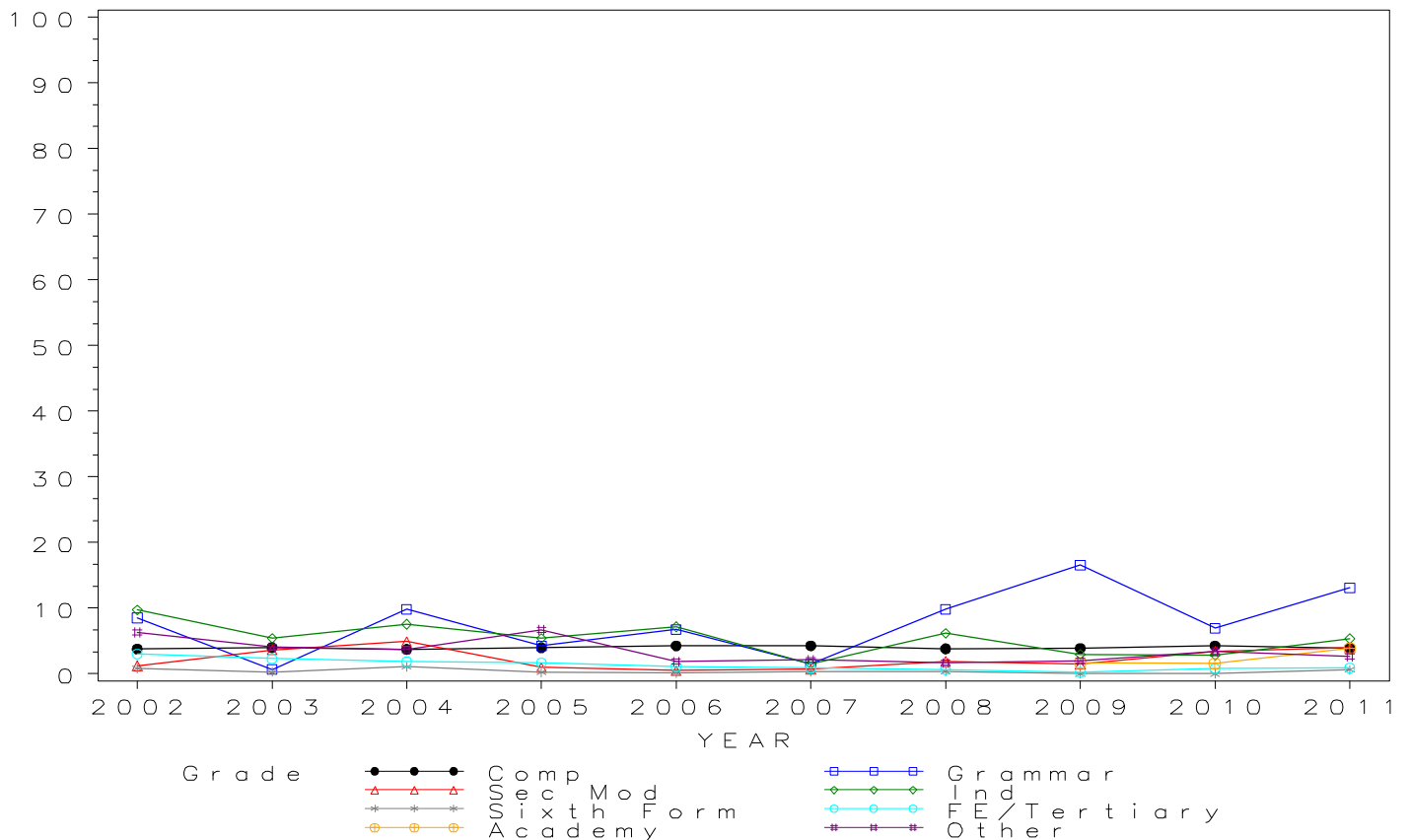
GCSE SOCIOLOGY Grade A by school type 2002- 2011
Cumulative Percentages*

School type	2002	2003	2004	2005	2006	2007	2008	2009	2010	2011
Comprehensive	3.8	4.0	3.7	4.0	4.3	4.3	3.8	3.9	4.3	3.9
Grammar	8.5	0.7	9.8	4.3	6.7	1.5	9.8	16.6	7.0	13.1
Sec Mod	1.2	3.6	4.9	1.0	0.5	0.7	1.9	1.4	3.5	3.9
Independent	9.7	5.4	7.6	5.4	7.2	1.5	6.2	3.0	2.9	5.3
Sixth Form	0.8	0.3	1.1	0.3	0.1	0.4	0.4	0.0	0.0	0.6
FE/Tertiary	3.0	2.3	1.9	1.7	1.1	0.9	0.6	0.2	0.8	0.9
Academy	1.7	1.6	3.9
Other	6.3	4.1	3.7	6.7	1.9	2.1	1.7	2.0	3.4	2.7

Cumulative Numbers

School type	2002	2003	2004	2005	2006	2007	2008	2009	2010	2011
Comprehensive	455	535	525	597	704	727	648	619	674	529
Grammar	11	1	13	4	6	1	17	28	19	24
Sec Mod	4	14	19	5	2	3	10	9	20	21
Independent	18	15	17	15	26	6	27	13	11	14
Sixth Form	6	2	8	2	1	3	3	0	0	3
FE/Tertiary	53	37	23	20	12	10	6	2	6	5
Academy	10	13	196
Other	19	9	6	11	4	5	6	4	6	3

Cumulative % at Grade A* by school type



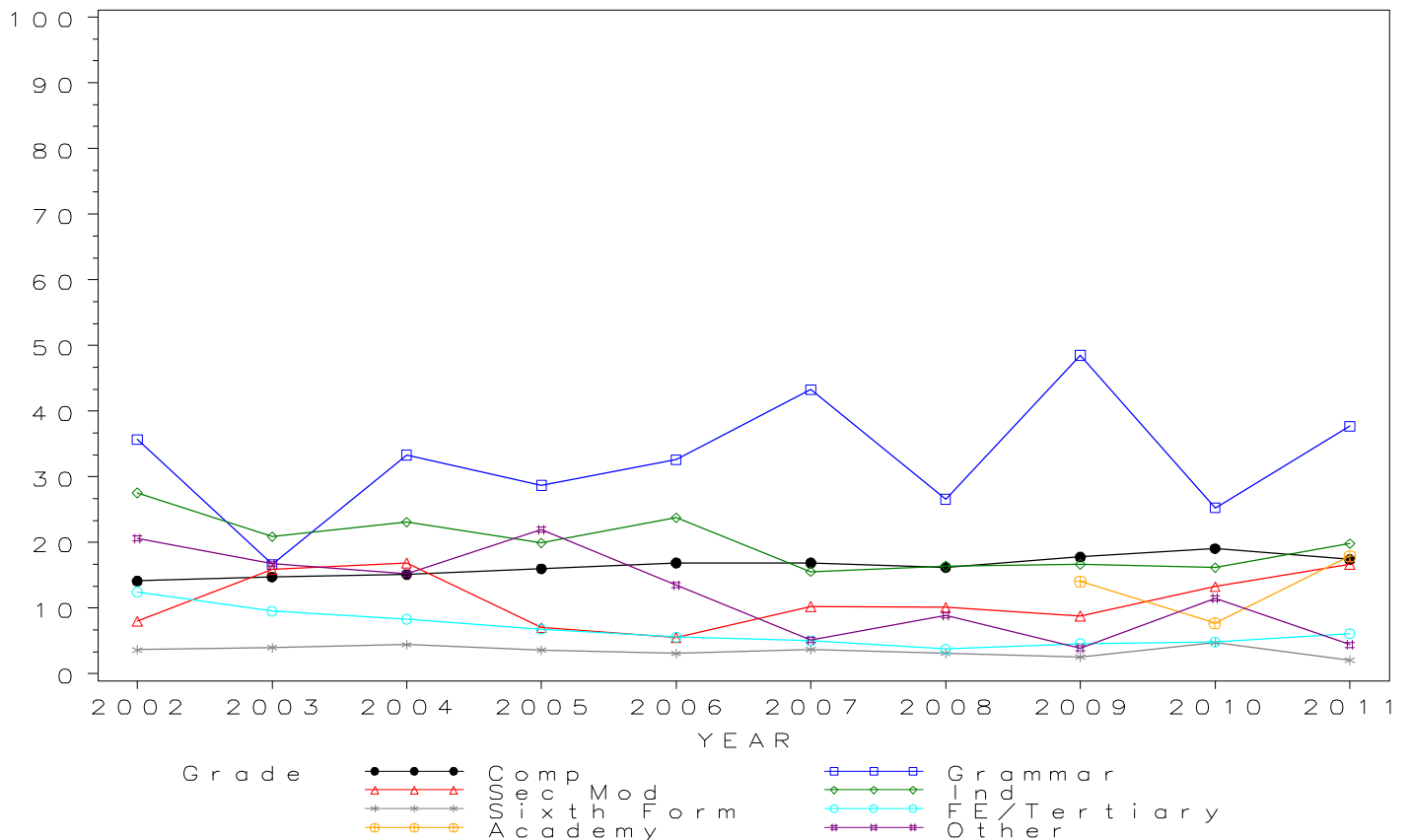
*GCSE SOCIOLOGY Grade A by school type 2002- 2011
Cumulative Percentages*

School type	2002	2003	2004	2005	2006	2007	2008	2009	2010	2011
Comprehensive	14.1	14.8	15.1	16.0	16.9	16.9	16.2	17.8	19.1	17.4
Grammar	35.7	16.7	33.3	28.7	32.6	43.3	26.6	48.5	25.3	37.7
Sec Mod	8.0	15.9	16.9	7.0	5.6	10.3	10.1	8.8	13.3	16.7
Independent	27.6	20.9	23.1	19.9	23.8	15.6	16.4	16.7	16.2	19.8
Sixth Form	3.7	4.0	4.4	3.6	3.1	3.7	3.1	2.6	4.7	2.1
FE/Tertiary	12.5	9.5	8.3	6.8	5.6	5.0	3.8	4.6	4.9	6.1
Academy	14.1	7.7	17.9
Other	20.6	16.7	15.2	22.0	13.5	5.1	8.9	3.9	11.5	4.4

Cumulative Numbers

School type	2002	2003	2004	2005	2006	2007	2008	2009	2010	2011
Comprehensive	1701	1967	2128	2401	2789	2869	2749	2843	3005	2340
Grammar	46	25	44	27	29	29	46	82	69	69
Sec Mod	26	61	65	35	22	45	53	55	77	89
Independent	51	58	52	55	86	61	72	73	62	52
Sixth Form	26	28	33	26	23	30	25	17	24	10
FE/Tertiary	218	153	103	82	60	57	36	37	36	34
Academy	82	63	898
Other	62	37	25	36	29	12	32	8	20	5

Cumulative % at Grade A by school type



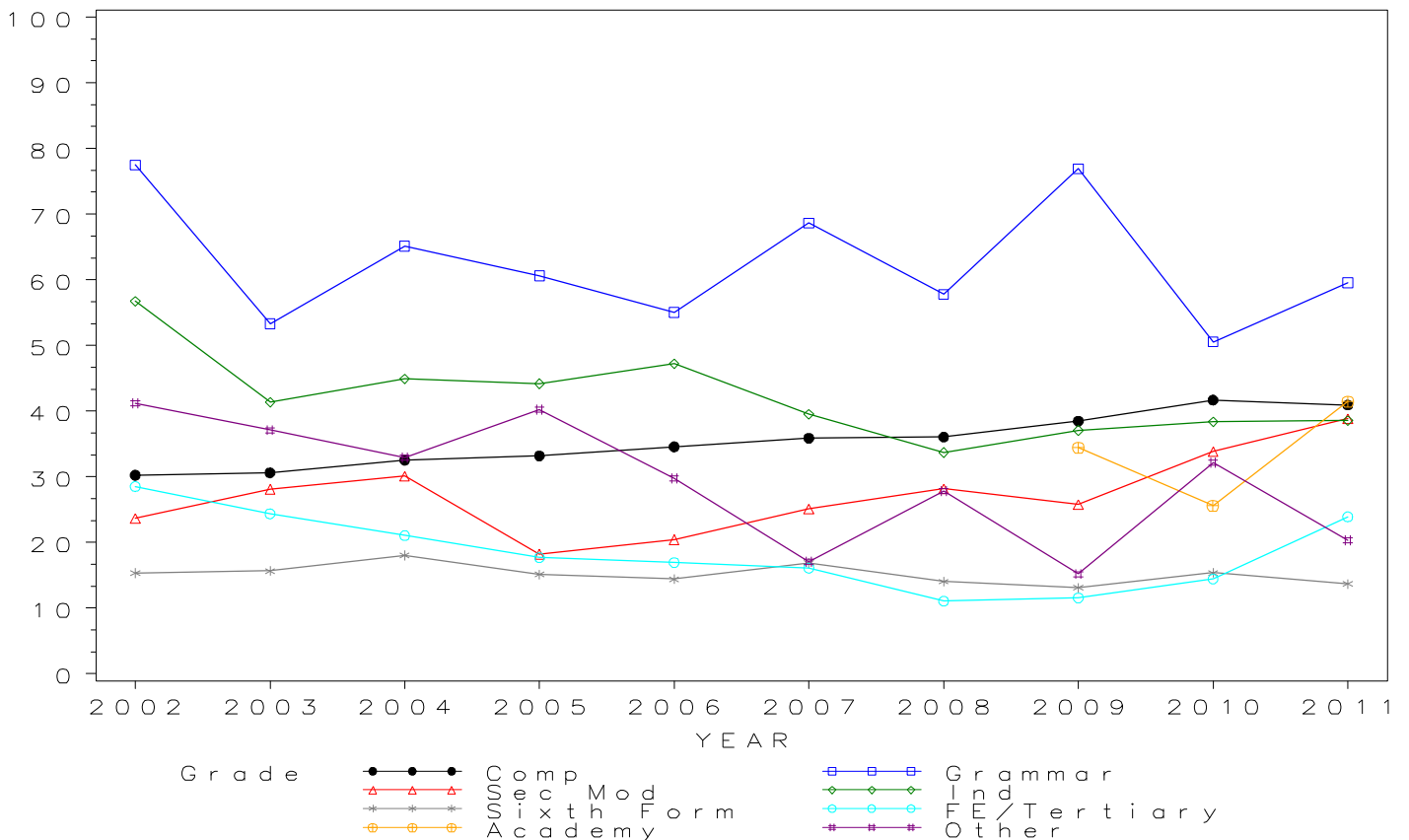
*GCSE SOCIOLOGY Grade B by school type 2002- 2011
Cumulative Percentages*

School type	2002	2003	2004	2005	2006	2007	2008	2009	2010	2011
Comprehensive	30.2	30.6	32.5	33.2	34.6	35.9	36.1	38.5	41.7	40.9
Grammar	77.5	53.3	65.2	60.6	55.1	68.7	57.8	76.9	50.5	59.6
Sec Mod	23.7	28.1	30.1	18.2	20.5	25.1	28.2	25.8	33.9	38.8
Independent	56.8	41.4	44.9	44.2	47.2	39.5	33.7	37.1	38.4	38.5
Sixth Form	15.4	15.7	18.0	15.1	14.4	16.9	14.1	13.1	15.4	13.7
FE/Tertiary	28.5	24.4	21.1	17.7	16.9	16.1	11.1	11.6	14.4	23.9
Academy	34.4	25.6	41.5
Other	41.2	37.1	32.9	40.2	29.8	17.1	27.9	15.2	32.2	20.4

Cumulative Numbers

School type	2002	2003	2004	2005	2006	2007	2008	2009	2010	2011
Comprehensive	3638	4083	4579	4981	5708	6095	6118	6147	6569	5506
Grammar	100	80	86	57	49	46	100	130	138	109
Sec Mod	77	108	116	91	81	110	148	161	196	207
Independent	105	115	101	122	171	155	148	162	147	101
Sixth Form	109	110	134	109	107	136	112	87	78	66
FE/Tertiary	499	391	260	213	182	182	106	93	107	133
Academy	200	210	2081
Other	124	82	54	66	64	40	100	31	56	23

Cumulative % at Grade B by school type



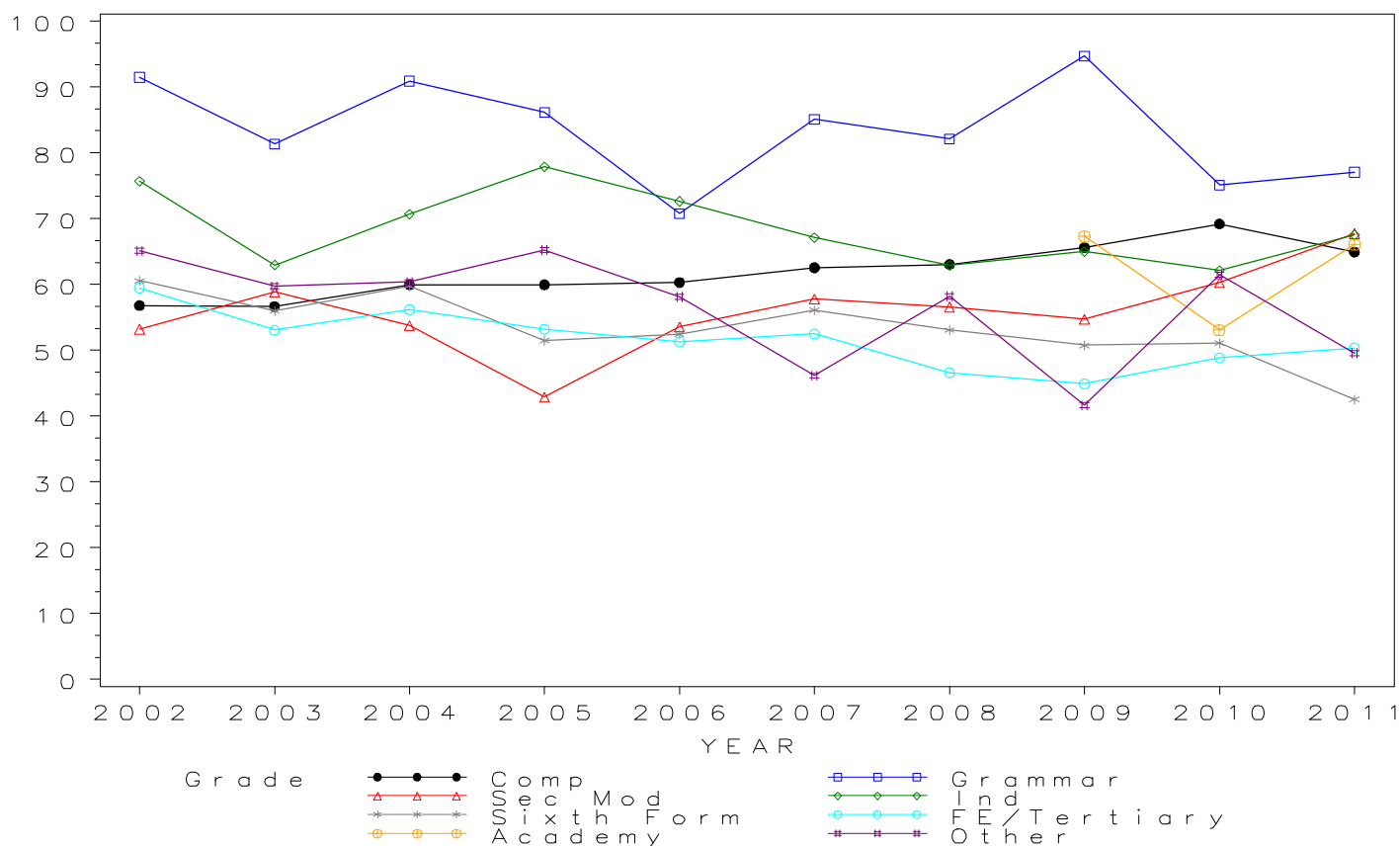
GCSE SOCIOLOGY Grade C by school type 2002- 2011 Cumulative Percentages

School type	2002	2003	2004	2005	2006	2007	2008	2009	2010	2011
Comprehensive	56.8	56.7	60.0	60.0	60.3	62.5	63.0	65.6	69.2	64.9
Grammar	91.5	81.3	90.9	86.2	70.8	85.1	82.1	94.7	75.1	77.0
Sec Mod	53.2	58.9	53.8	42.9	53.5	57.8	56.6	54.7	60.3	67.7
Independent	75.7	62.9	70.7	77.9	72.7	67.1	62.9	65.0	62.1	67.6
Sixth Form	60.6	56.0	59.8	51.5	52.4	56.1	53.1	50.8	51.1	42.5
FE/Tertiary	59.5	53.1	56.2	53.2	51.3	52.5	46.6	44.9	48.9	50.4
Academy	67.3	53.1	66.1
Other	65.1	59.7	60.4	65.2	58.1	46.2	58.2	41.7	61.5	49.6

Cumulative Numbers

School type	2002	2003	2004	2005	2006	2007	2008	2009	2010	2011
Comprehensive	6831	7553	8437	8997	9954	10622	10696	10480	10901	8733
Grammar	118	122	120	81	63	57	142	160	205	141
Sec Mod	173	226	207	214	212	253	297	342	349	361
Independent	140	175	159	215	263	263	276	284	238	177
Sixth Form	430	393	444	371	389	452	423	337	259	205
FE/Tertiary	1040	851	694	640	551	593	446	361	362	280
Academy	391	435	3315
Other	196	132	99	107	125	108	209	85	107	56

Cumulative % at Grade C by school type

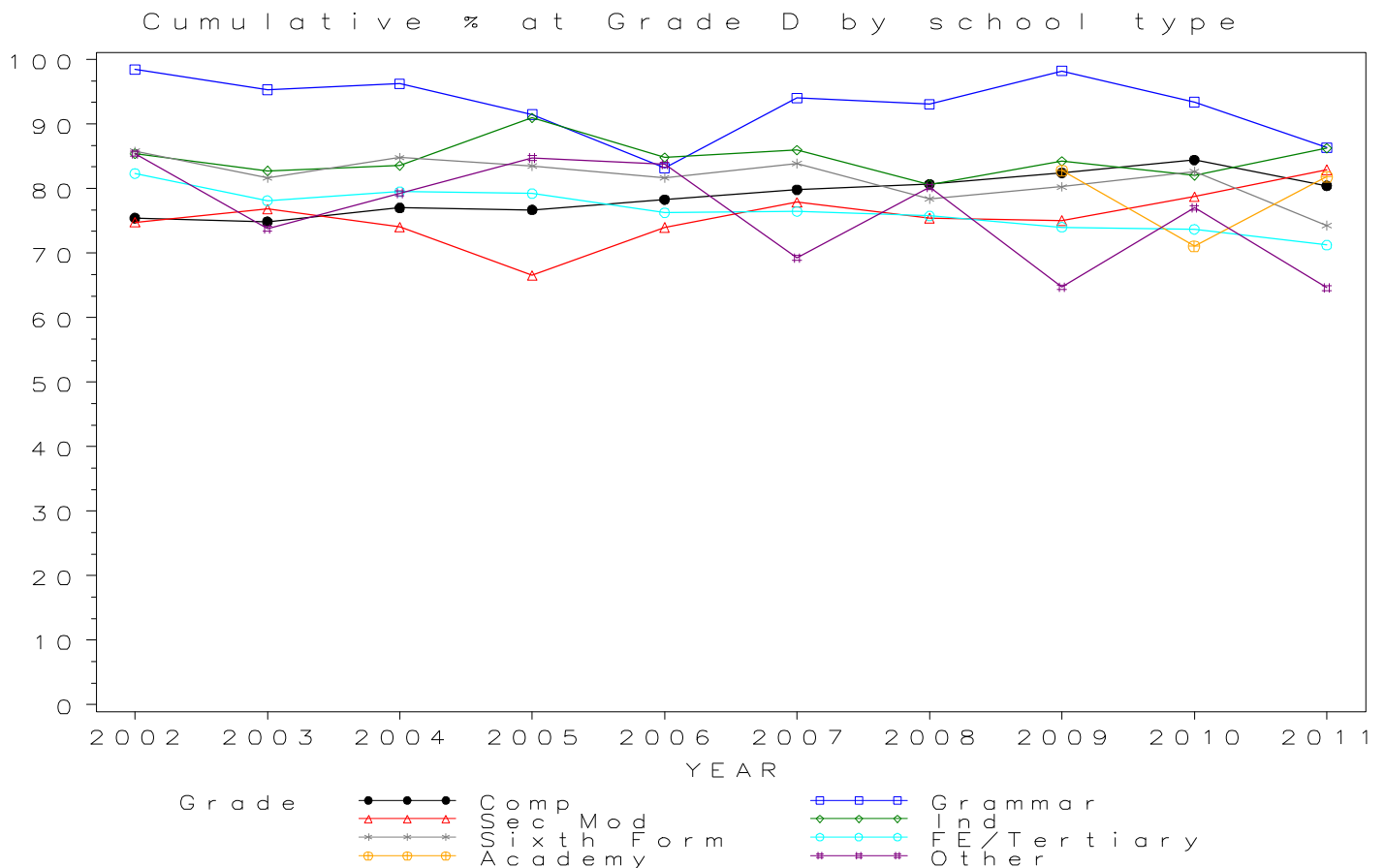


GCSE SOCIOLOGY Grade D by school type 2002- 2011 Cumulative Percentages

School type	2002	2003	2004	2005	2006	2007	2008	2009	2010	2011
Comprehensive	75.4	74.8	77.0	76.7	78.3	79.8	80.7	82.4	84.4	80.4
Grammar	98.4	95.3	96.2	91.5	83.1	94.0	93.1	98.2	93.4	86.3
Sec Mod	74.8	76.8	74.0	66.5	74.0	77.9	75.4	75.0	78.8	82.9
Independent	85.4	82.7	83.6	90.9	84.8	86.0	80.6	84.2	82.0	86.3
Sixth Form	85.8	81.6	84.8	83.5	81.7	83.9	78.4	80.3	82.6	74.3
FE/Tertiary	82.3	78.1	79.5	79.2	76.3	76.5	75.8	74.0	73.7	71.2
Academy	82.8	71.1	81.8
Other	85.4	73.8	79.3	84.8	83.7	69.2	80.2	64.7	77.0	64.6

Cumulative Numbers

School type	2002	2003	2004	2005	2006	2007	2008	2009	2010	2011
Comprehensive	9071	9978	10835	11508	12924	13553	13685	13168	13299	10818
Grammar	127	143	127	86	74	63	161	166	255	158
Sec Mod	243	295	285	332	293	341	396	469	456	442
Independent	158	230	188	251	307	337	354	368	314	226
Sixth Form	609	573	630	602	606	676	625	533	419	358
FE/Tertiary	1440	1253	982	953	819	864	725	595	546	396
Academy	481	582	4102
Other	257	163	130	139	180	162	288	132	134	73

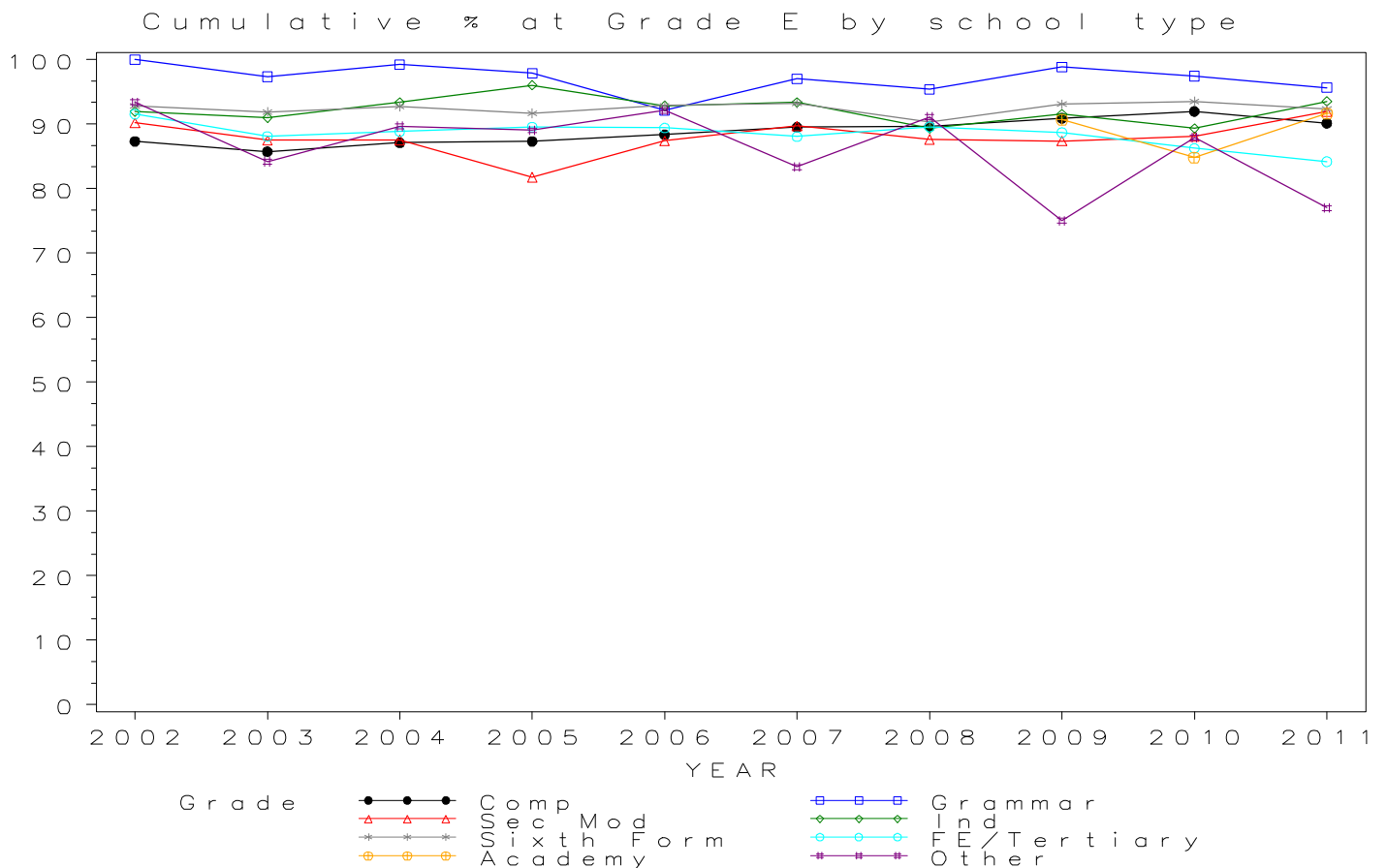


*GCSE SOCIOLOGY Grade E by school type 2002- 2011
Cumulative Percentages*

School type	2002	2003	2004	2005	2006	2007	2008	2009	2010	2011
Comprehensive	87.3	85.7	87.1	87.3	88.3	89.5	89.6	90.9	92.0	90.1
Grammar	100.0	97.3	99.2	97.9	92.1	97.0	95.4	98.8	97.4	95.6
Sec Mod	90.2	87.5	87.5	81.8	87.4	89.7	87.6	87.4	88.1	91.9
Independent	91.9	91.0	93.3	96.0	92.8	93.4	89.3	91.5	89.3	93.5
Sixth Form	92.8	91.9	92.7	91.7	92.9	93.2	90.3	93.1	93.5	92.3
FE/Tertiary	91.5	88.1	88.8	89.5	89.4	88.1	89.6	88.7	86.2	84.2
Academy	90.7	84.9	91.6
Other	93.4	84.2	89.6	89.0	92.1	83.3	91.1	75.0	87.9	77.0

Cumulative Numbers

School type	2002	2003	2004	2005	2006	2007	2008	2009	2010	2011
Comprehensive	10501	11428	12255	13101	14582	15198	15201	14522	14486	12120
Grammar	129	146	131	92	82	65	165	167	266	175
Sec Mod	293	336	337	408	346	393	460	546	510	490
Independent	170	253	210	265	336	366	392	400	342	245
Sixth Form	659	645	689	661	689	751	720	618	474	445
FE/Tertiary	1601	1413	1097	1077	960	995	857	713	639	468
Academy	527	695	4594
Other	281	186	147	146	198	195	327	153	153	87

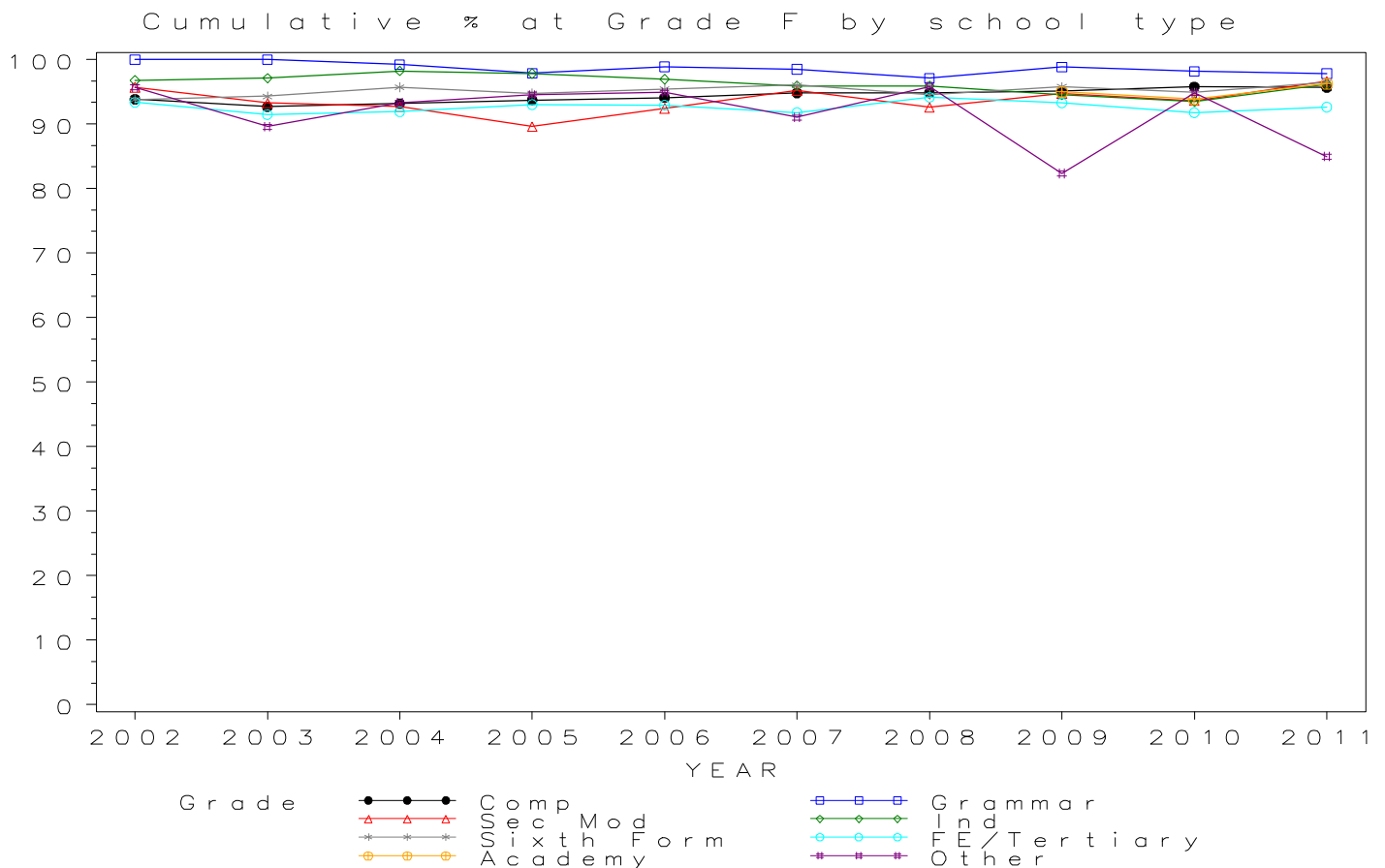


GCSE SOCIOLOGY Grade F by school type 2002- 2011 Cumulative Percentages

School type	2002	2003	2004	2005	2006	2007	2008	2009	2010	2011
Comprehensive	93.8	92.7	93.1	93.7	94.1	94.8	94.8	95.1	95.8	95.7
Grammar	100.0	100.0	99.2	97.9	98.9	98.5	97.1	98.8	98.2	97.8
Sec Mod	95.7	93.2	92.7	89.6	92.4	95.2	92.6	94.7	93.6	96.6
Independent	96.8	97.1	98.2	97.8	97.0	95.9	95.9	94.5	93.5	96.2
Sixth Form	93.8	94.3	95.7	94.7	95.4	96.0	94.5	95.8	94.9	96.5
FE/Tertiary	93.4	91.5	91.9	93.0	92.9	91.8	94.1	93.3	91.8	92.6
Academy	95.0	93.9	96.3
Other	95.7	89.6	93.3	94.5	94.9	91.0	95.8	82.4	94.8	85.0

Cumulative Numbers

School type	2002	2003	2004	2005	2006	2007	2008	2009	2010	2011
Comprehensive	11287	12354	13106	14059	15532	16100	16087	15190	15088	12865
Grammar	129	150	131	92	88	66	168	167	268	179
Sec Mod	311	358	357	447	366	417	486	592	542	515
Independent	179	270	221	270	351	376	421	413	358	252
Sixth Form	666	662	711	683	708	774	753	636	481	465
FE/Tertiary	1633	1467	1135	1119	998	1037	901	750	680	515
Academy	552	769	4829
Other	288	198	153	155	204	213	344	168	165	96

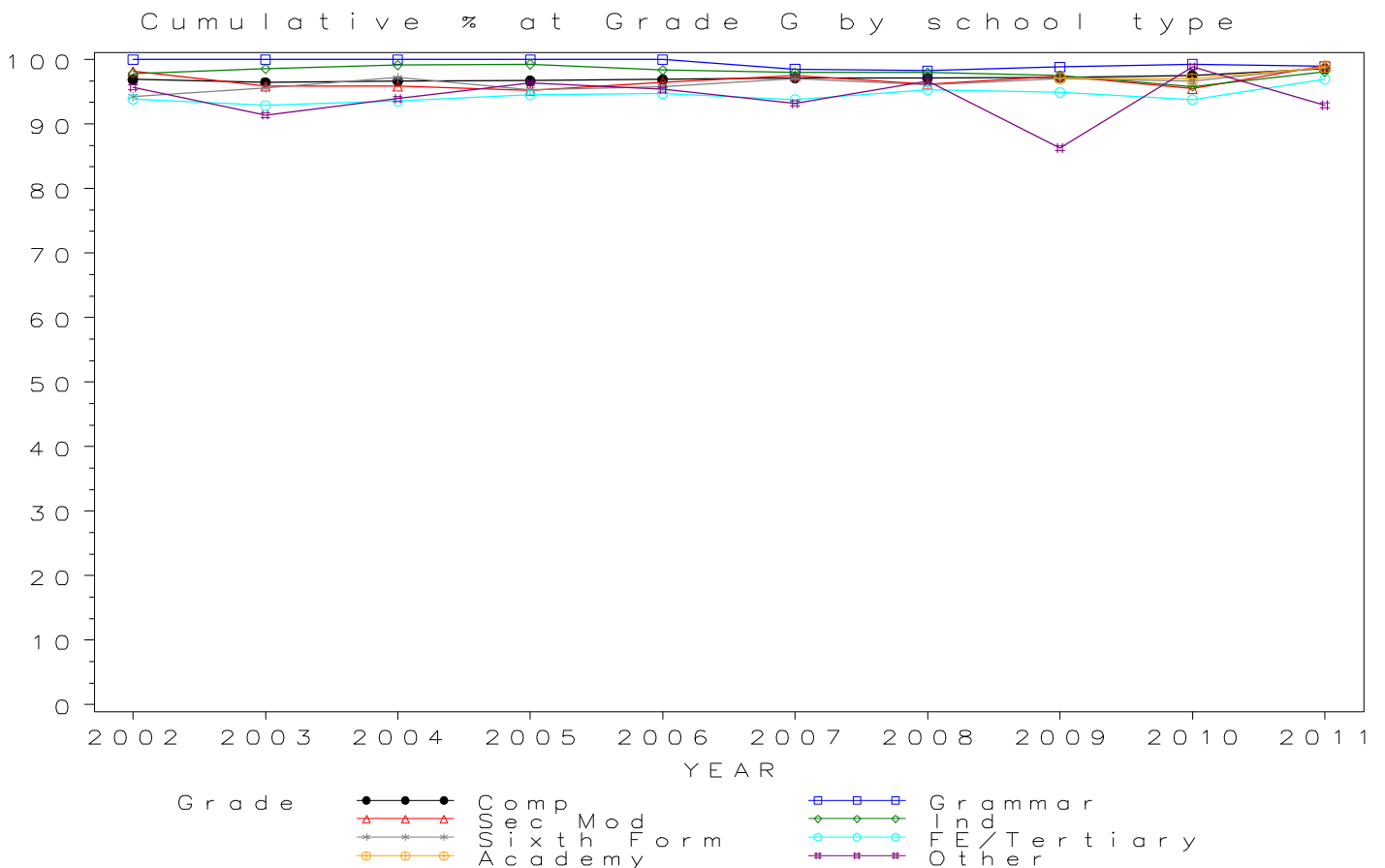


*GCSE SOCIOLOGY Grade G by school type 2002- 2011
Cumulative Percentages*

School type	2002	2003	2004	2005	2006	2007	2008	2009	2010	2011
Comprehensive	96.9	96.4	96.6	96.7	96.9	97.1	97.1	97.2	97.5	98.5
Grammar	100.0	100.0	100.0	100.0	100.0	98.5	98.3	98.8	99.3	98.9
Sec Mod	98.2	95.8	95.8	95.2	96.5	97.5	96.2	97.4	95.5	99.1
Independent	97.8	98.6	99.1	99.3	98.3	98.0	97.9	97.5	95.8	98.1
Sixth Form	94.2	95.6	97.2	95.3	95.8	97.0	96.1	97.0	96.6	98.8
FE/Tertiary	93.9	92.9	93.5	94.5	94.7	93.8	95.3	94.9	93.8	96.9
Academy	97.1	97.1	98.8
Other	95.7	91.4	93.9	96.3	95.3	93.2	96.7	86.3	98.9	92.9

Cumulative Numbers

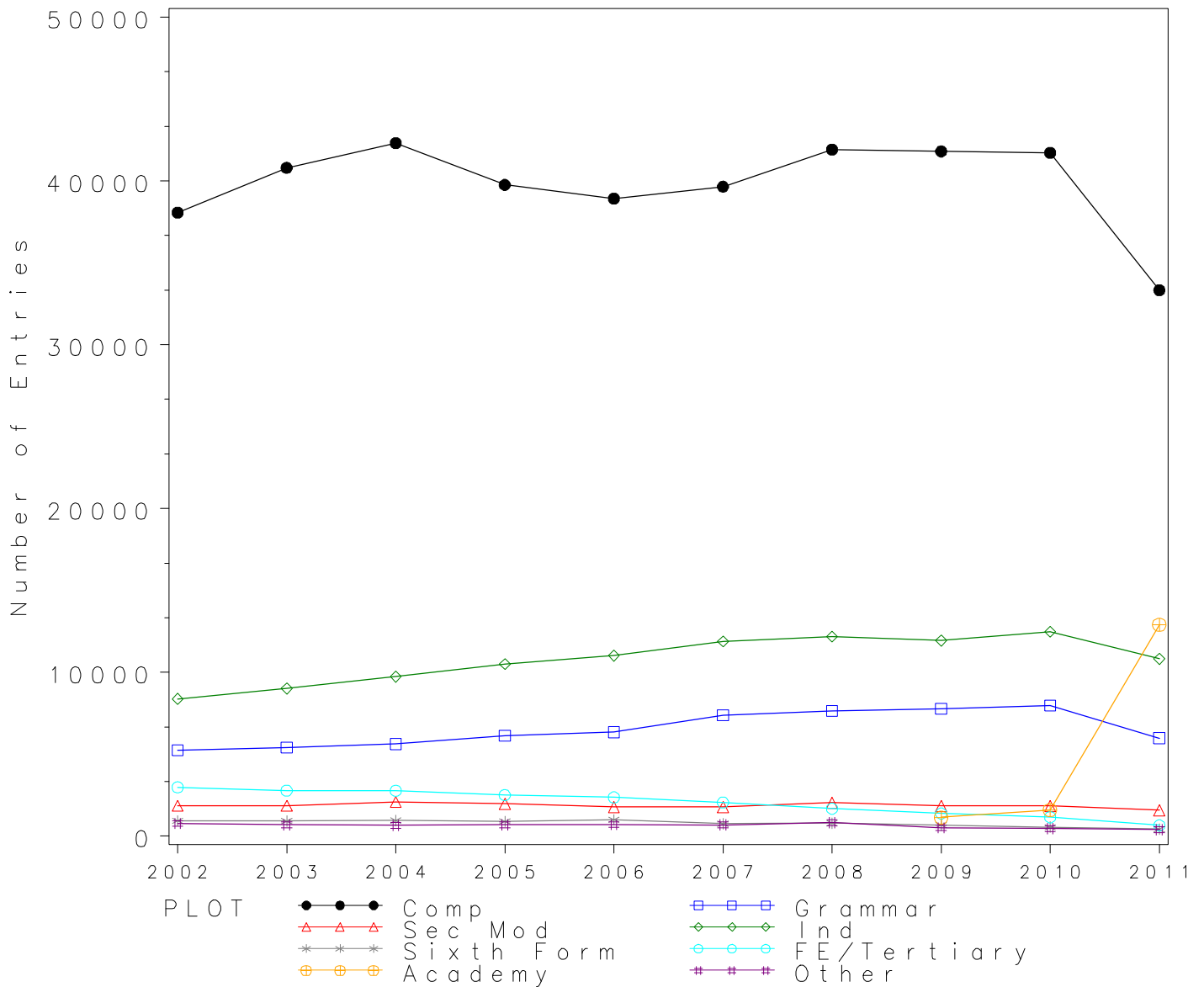
School type	2002	2003	2004	2005	2006	2007	2008	2009	2010	2011
Comprehensive	11652	12857	13599	14509	15996	16494	16473	15532	15368	13251
Grammar	129	150	132	94	89	66	170	167	271	181
Sec Mod	319	368	369	475	382	427	505	609	553	528
Independent	181	274	223	274	356	384	430	426	367	257
Sixth Form	669	671	722	687	711	782	766	644	490	476
FE/Tertiary	1642	1490	1155	1137	1017	1060	912	763	695	539
Academy	564	795	4955
Other	288	202	154	158	205	218	347	176	172	105



Numbers of GCSE entries in SPANISH by school type 2002- 2011

School type	2002	2003	2004	2005	2006	2007	2008	2009	2010	2011
Comprehensive	38067	40803	42307	39760	38922	39652	41919	41804	41722	33335
Grammar	5252	5408	5637	6138	6357	7384	7644	7785	7977	5980
Sec Mod	1868	1864	2090	1972	1776	1782	2046	1850	1839	1592
Independent	8380	9021	9741	10511	11016	11888	12189	11933	12479	10816
Sixth Form	941	920	950	903	1006	756	793	672	554	427
FE/Tertiary	2987	2786	2773	2510	2370	2059	1682	1385	1158	661
Academy	1149	1586	12906
Other	776	688	669	695	716	686	835	511	463	400

GCSE SPANISH Entries by school type 2002–2011



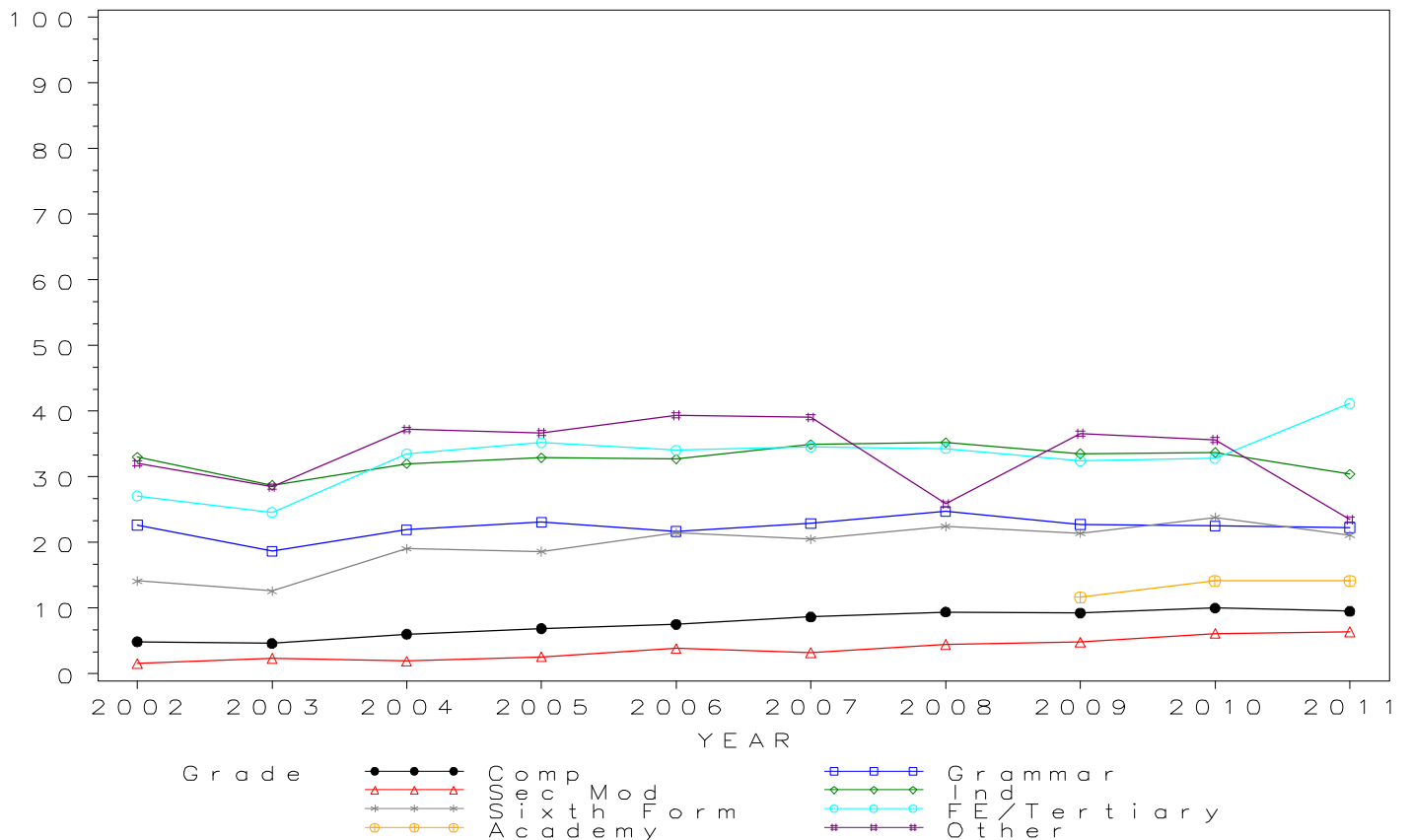
GCSE SPANISH Grade A by school type 2002- 2011
Cumulative Percentages*

School type	2002	2003	2004	2005	2006	2007	2008	2009	2010	2011
Comprehensive	4.9	4.6	6.0	6.9	7.5	8.7	9.4	9.3	10.0	9.5
Grammar	22.7	18.7	21.9	23.1	21.7	22.9	24.8	22.8	22.5	22.3
Sec Mod	1.6	2.4	2.0	2.6	3.9	3.3	4.5	4.8	6.1	6.4
Independent	33.0	28.7	32.0	32.9	32.7	34.9	35.2	33.5	33.7	30.4
Sixth Form	14.1	12.6	19.1	18.6	21.5	20.5	22.4	21.4	23.8	21.1
FE/Tertiary	27.1	24.6	33.5	35.2	34.1	34.6	34.3	32.4	32.8	41.1
Academy	11.7	14.2	14.2
Other	32.1	28.5	37.2	36.7	39.4	39.1	25.9	36.6	35.6	23.5

Cumulative Numbers

School type	2002	2003	2004	2005	2006	2007	2008	2009	2010	2011
Comprehensive	1861	1889	2554	2740	2931	3430	3946	3872	4179	3175
Grammar	1190	1010	1237	1419	1379	1691	1892	1772	1796	1331
Sec Mod	29	44	41	51	69	58	92	89	113	102
Independent	2765	2589	3117	3458	3602	4149	4291	3998	4205	3288
Sixth Form	133	116	181	168	216	155	178	144	132	90
FE/Tertiary	809	685	929	884	807	712	577	449	380	272
Academy	134	225	1833
Other	249	196	249	255	282	268	216	187	165	94

Cumulative % at Grade A* by school type



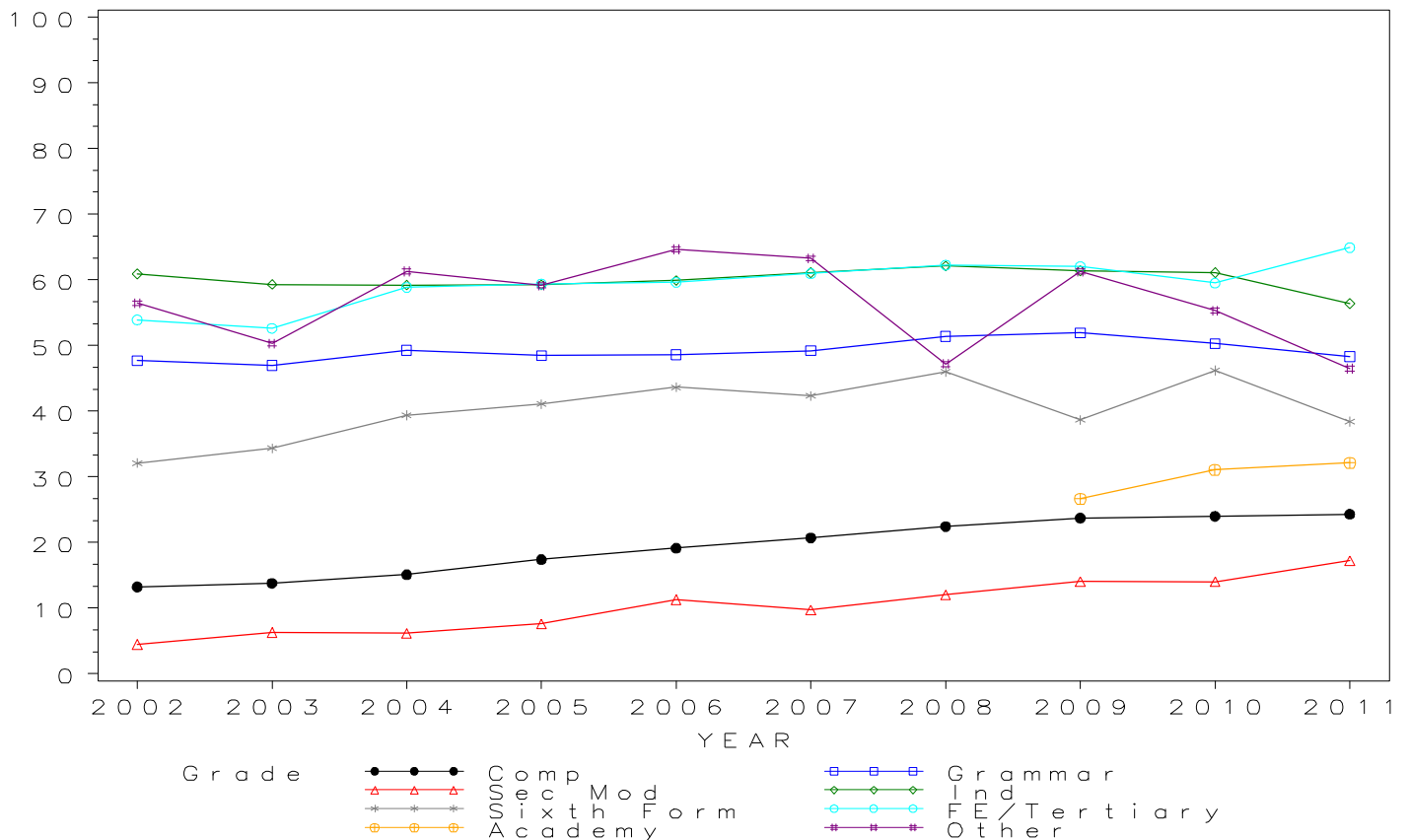
GCSE SPANISH Grade A by school type 2002- 2011 Cumulative Percentages

School type	2002	2003	2004	2005	2006	2007	2008	2009	2010	2011
Comprehensive	13.2	13.8	15.1	17.4	19.1	20.7	22.4	23.7	24.0	24.3
Grammar	47.7	47.0	49.3	48.5	48.6	49.2	51.4	51.9	50.3	48.3
Sec Mod	4.5	6.3	6.2	7.6	11.3	9.7	12.0	14.1	14.0	17.2
Independent	60.9	59.3	59.2	59.2	59.9	61.1	62.1	61.4	61.1	56.4
Sixth Form	32.1	34.3	39.4	41.1	43.6	42.3	46.0	38.7	46.2	38.4
FE/Tertiary	53.9	52.6	58.9	59.4	59.6	61.0	62.2	62.0	59.5	64.9
Academy	26.6	31.1	32.1
Other	56.4	50.3	61.3	59.1	64.7	63.3	47.2	61.3	55.3	46.5

Cumulative Numbers

School type	2002	2003	2004	2005	2006	2007	2008	2009	2010	2011
Comprehensive	5037	5626	6390	6921	7448	8208	9403	9916	10011	8104
Grammar	2505	2540	2777	2974	3090	3633	3929	4043	4011	2890
Sec Mod	84	118	129	150	201	173	246	260	258	274
Independent	5103	5349	5767	6223	6599	7264	7569	7327	7625	6100
Sixth Form	302	316	374	371	439	320	365	260	256	164
FE/Tertiary	1610	1466	1632	1490	1413	1255	1047	859	689	429
Academy	306	493	4143
Other	438	346	410	411	463	434	394	313	256	186

Cumulative % at Grade A by school type



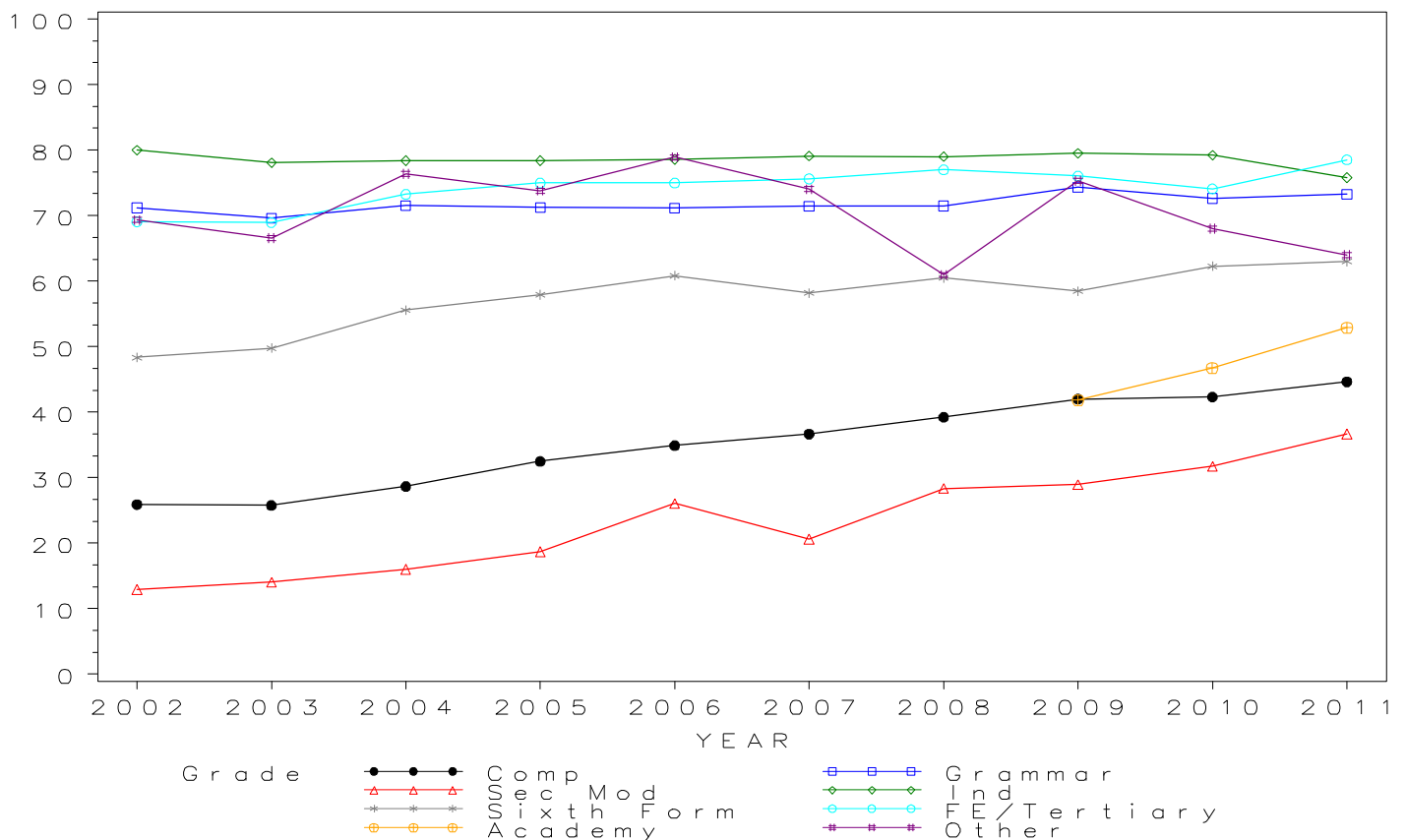
GCSE SPANISH Grade B by school type 2002- 2011 Cumulative Percentages

School type	2002	2003	2004	2005	2006	2007	2008	2009	2010	2011
Comprehensive	25.9	25.8	28.7	32.5	34.9	36.6	39.2	42.0	42.3	44.6
Grammar	71.2	69.6	71.5	71.3	71.1	71.5	71.5	74.3	72.6	73.3
Sec Mod	13.0	14.1	16.0	18.7	26.1	20.7	28.3	29.0	31.8	36.7
Independent	80.0	78.1	78.4	78.4	78.6	79.1	79.0	79.5	79.2	75.8
Sixth Form	48.4	49.8	55.6	57.9	60.8	58.2	60.5	58.5	62.3	63.0
FE/Tertiary	69.1	69.0	73.2	75.0	75.0	75.6	77.0	76.0	74.1	78.5
Academy	41.9	46.8	52.9
Other	69.3	66.6	76.4	73.8	78.9	74.1	61.0	75.3	68.0	64.0

Cumulative Numbers

School type	2002	2003	2004	2005	2006	2007	2008	2009	2010	2011
Comprehensive	9861	10515	12125	12916	13583	14532	16445	17555	17654	14880
Grammar	3740	3764	4033	4374	4522	5276	5465	5784	5794	4381
Sec Mod	242	262	335	369	463	368	580	536	584	584
Independent	6704	7045	7637	8241	8659	9403	9629	9487	9883	8199
Sixth Form	455	458	528	523	612	440	480	393	345	269
FE/Tertiary	2063	1921	2031	1882	1777	1557	1295	1053	858	519
Academy	481	742	6827
Other	538	458	511	513	565	508	509	385	315	256

Cumulative % at Grade B by school type

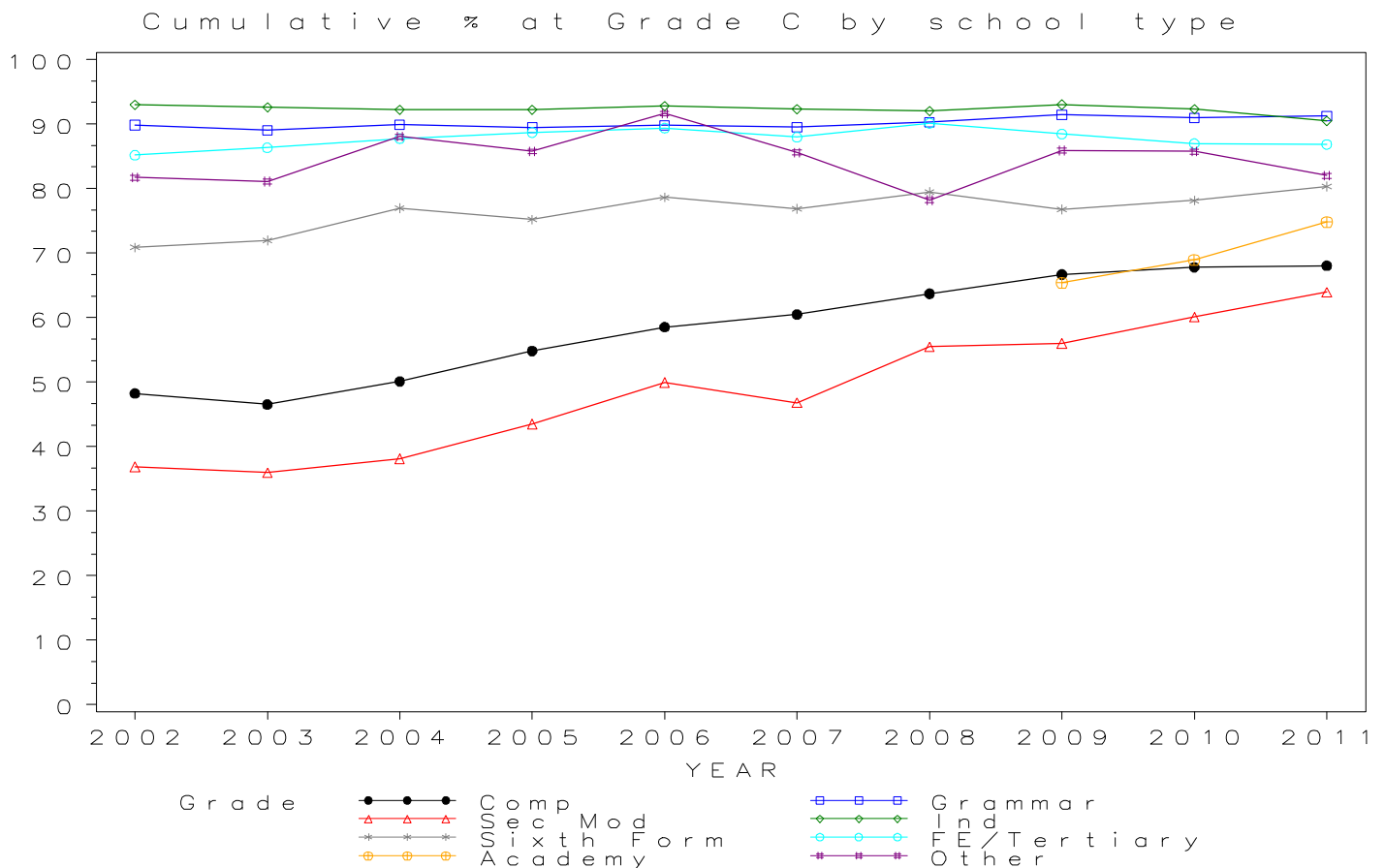


GCSE SPANISH Grade C by school type 2002- 2011 Cumulative Percentages

School type	2002	2003	2004	2005	2006	2007	2008	2009	2010	2011
Comprehensive	48.2	46.5	50.1	54.8	58.5	60.5	63.7	66.7	67.8	68.0
Grammar	89.8	89.0	89.9	89.5	89.8	89.5	90.3	91.4	90.9	91.2
Sec Mod	36.9	36.0	38.1	43.5	49.9	46.8	55.5	56.0	60.1	63.9
Independent	93.0	92.6	92.2	92.2	92.8	92.3	92.0	93.0	92.3	90.5
Sixth Form	70.9	72.0	76.9	75.2	78.6	76.9	79.4	76.8	78.2	80.3
FE/Tertiary	85.2	86.3	87.7	88.7	89.4	88.0	90.1	88.4	87.0	86.8
Academy	65.4	69.0	74.8
Other	81.7	81.1	88.0	85.8	91.6	85.6	78.2	85.9	85.7	82.0

Cumulative Numbers

School type	2002	2003	2004	2005	2006	2007	2008	2009	2010	2011
Comprehensive	18366	18984	21196	21798	22779	23981	26702	27874	28286	22681
Grammar	4718	4815	5067	5491	5710	6610	6902	7116	7255	5456
Sec Mod	689	671	797	858	887	834	1135	1036	1105	1018
Independent	7793	8353	8981	9691	10223	10973	11214	11098	11518	9788
Sixth Form	667	662	731	679	791	581	630	516	433	343
FE/Tertiary	2544	2405	2433	2226	2118	1811	1516	1225	1007	574
Academy	751	1094	9654
Other	634	558	589	596	656	587	653	439	397	328

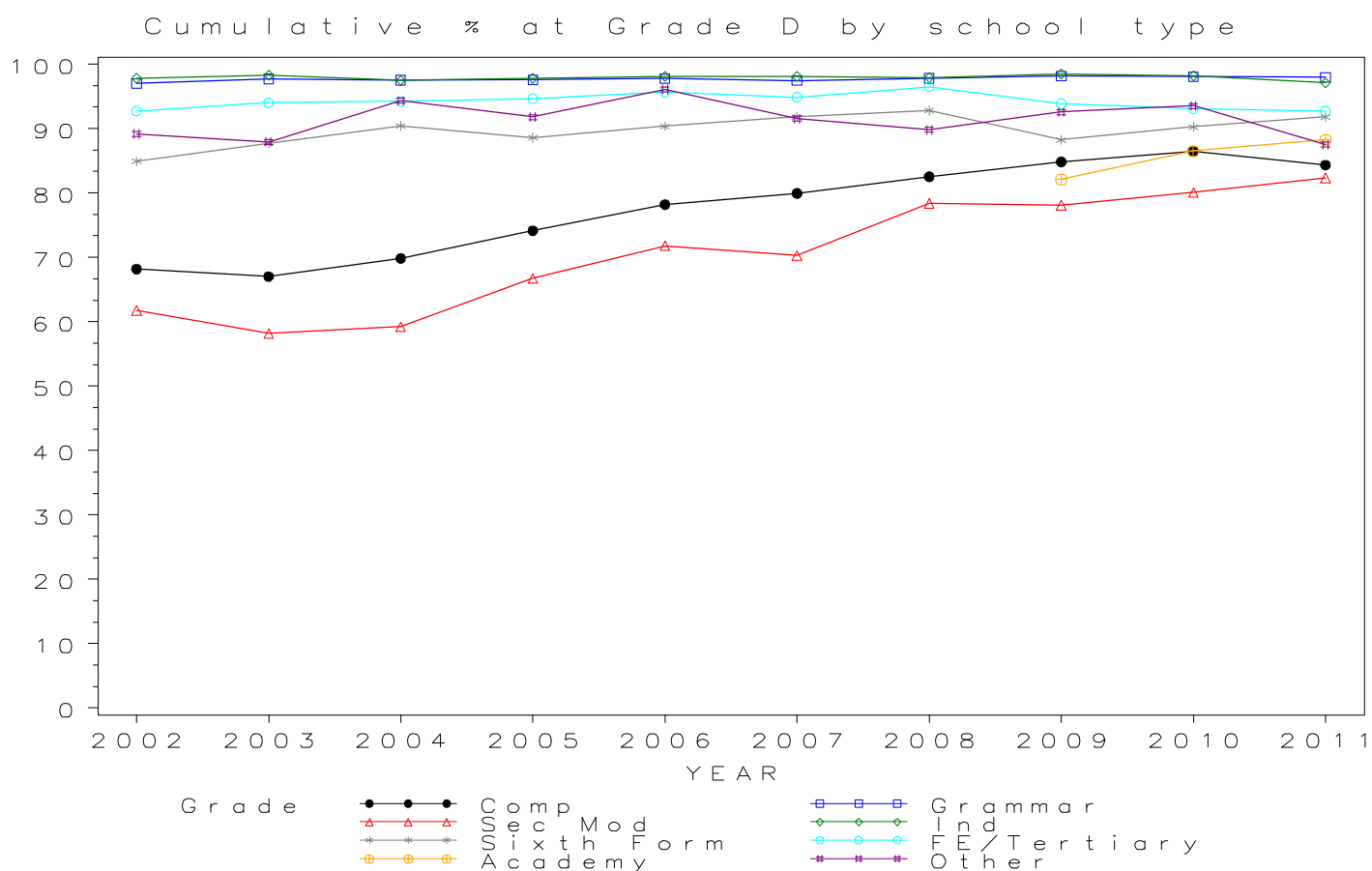


GCSE SPANISH Grade D by school type 2002- 2011 Cumulative Percentages

School type	2002	2003	2004	2005	2006	2007	2008	2009	2010	2011
Comprehensive	68.2	67.0	69.8	74.1	78.2	79.9	82.5	84.8	86.4	84.3
Grammar	97.0	97.7	97.5	97.6	97.8	97.5	97.8	98.2	98.0	98.0
Sec Mod	61.8	58.2	59.2	66.7	71.8	70.3	78.4	78.1	80.1	82.3
Independent	97.8	98.3	97.5	97.8	98.1	98.1	97.9	98.5	98.2	97.1
Sixth Form	84.9	87.7	90.4	88.6	90.4	91.8	92.8	88.2	90.3	91.8
FE/Tertiary	92.7	94.0	94.2	94.7	95.7	94.9	96.5	93.9	93.1	92.7
Academy	82.2	86.6	88.3
Other	89.2	87.9	94.3	91.8	96.1	91.5	89.8	92.6	93.5	87.5

Cumulative Numbers

School type	2002	2003	2004	2005	2006	2007	2008	2009	2010	2011
Comprehensive	25954	27346	29548	29478	30436	31699	34599	35464	36068	28115
Grammar	5095	5285	5498	5989	6214	7196	7478	7642	7821	5859
Sec Mod	1154	1084	1238	1316	1275	1252	1604	1445	1473	1311
Independent	8196	8868	9497	10280	10807	11662	11933	11754	12254	10502
Sixth Form	799	807	859	800	909	694	736	593	500	392
FE/Tertiary	2770	2619	2613	2376	2268	1953	1623	1300	1078	613
Academy	944	1373	11396
Other	692	605	631	638	688	628	750	473	433	350

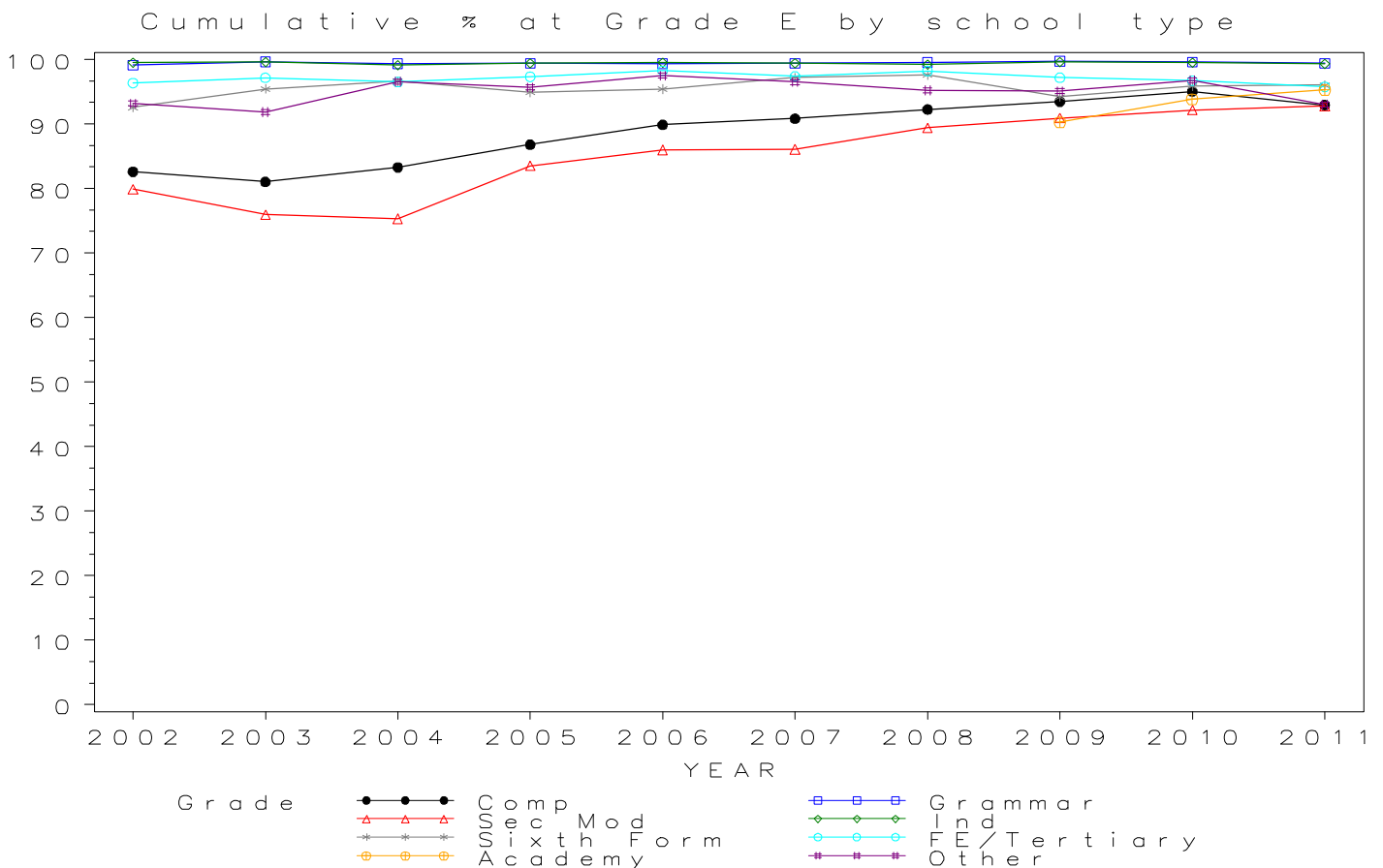


GCSE SPANISH Grade E by school type 2002- 2011 Cumulative Percentages

School type	2002	2003	2004	2005	2006	2007	2008	2009	2010	2011
Comprehensive	82.6	81.0	83.3	86.8	89.9	90.8	92.3	93.5	95.0	92.9
Grammar	99.1	99.6	99.4	99.4	99.4	99.4	99.5	99.7	99.6	99.4
Sec Mod	79.9	76.0	75.3	83.5	86.0	86.1	89.4	90.9	92.2	92.8
Independent	99.5	99.6	99.1	99.4	99.5	99.4	99.2	99.6	99.5	99.3
Sixth Form	92.6	95.4	96.6	94.9	95.4	97.2	97.6	94.2	95.8	96.0
FE/Tertiary	96.4	97.2	96.5	97.3	98.3	97.4	98.2	97.2	96.7	95.8
Academy	90.3	93.8	95.3
Other	93.2	91.9	96.6	95.7	97.5	96.5	95.2	95.1	96.8	93.0

Cumulative Numbers

School type	2002	2003	2004	2005	2006	2007	2008	2009	2010	2011
Comprehensive	31445	33064	35228	34509	34979	36015	38672	39069	39654	30979
Grammar	5205	5388	5601	6100	6316	7341	7609	7764	7944	5946
Sec Mod	1492	1416	1574	1647	1527	1534	1829	1682	1695	1477
Independent	8338	8985	9653	10448	10961	11817	12091	11885	12417	10740
Sixth Form	871	878	918	857	960	735	774	633	531	410
FE/Tertiary	2878	2707	2676	2443	2329	2005	1652	1346	1120	633
Academy	1038	1488	12299
Other	723	632	646	665	698	662	795	486	448	372

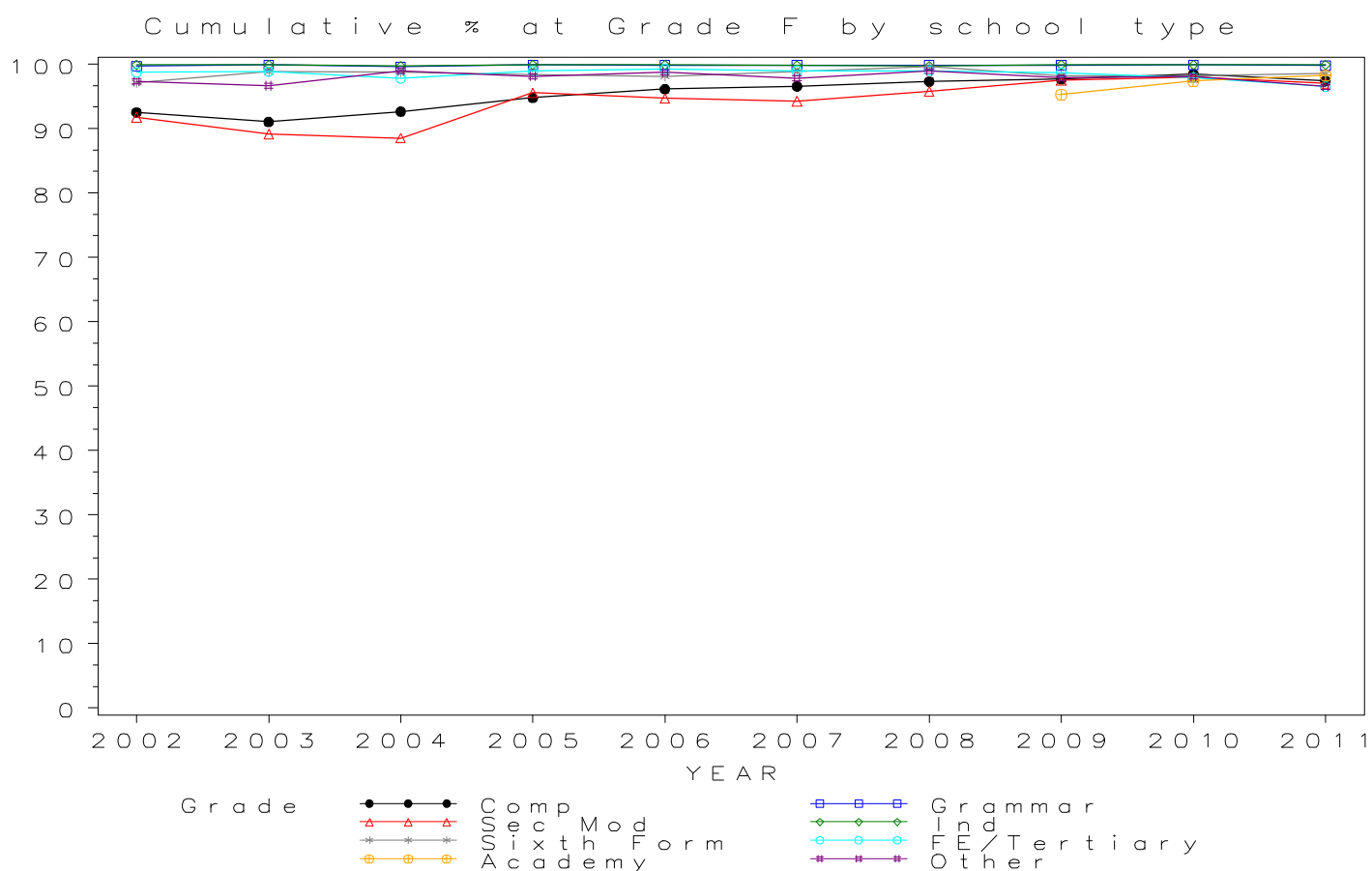


GCSE SPANISH Grade F by school type 2002-2011 Cumulative Percentages

School type	2002	2003	2004	2005	2006	2007	2008	2009	2010	2011
Comprehensive	92.5	91.0	92.6	94.8	96.1	96.6	97.3	97.7	98.5	97.4
Grammar	99.7	99.9	99.6	99.9	99.8	99.8	99.8	99.8	99.9	99.8
Sec Mod	91.8	89.2	88.5	95.5	94.7	94.3	95.8	97.5	98.0	97.0
Independent	99.9	99.9	99.7	99.9	99.9	99.8	99.7	99.9	99.9	99.9
Sixth Form	97.1	98.8	98.7	98.3	98.1	98.8	99.6	98.2	98.2	98.6
FE/Tertiary	98.7	98.9	97.8	98.9	99.3	99.0	99.0	98.7	97.9	96.5
Academy	95.3	97.4	98.3
Other	97.3	96.7	99.0	98.1	98.7	97.8	98.9	97.8	98.1	96.5

Cumulative Numbers

School type	2002	2003	2004	2005	2006	2007	2008	2009	2010	2011
Comprehensive	35216	37145	39195	37680	37414	38289	40788	40824	41090	32473
Grammar	5235	5403	5613	6131	6346	7371	7632	7772	7967	5967
Sec Mod	1714	1662	1850	1884	1682	1680	1960	1803	1802	1545
Independent	8372	9012	9712	10500	11005	11864	12152	11921	12467	10805
Sixth Form	914	909	938	888	987	747	790	660	544	421
FE/Tertiary	2949	2754	2712	2483	2353	2038	1665	1367	1134	638
Academy	1095	1545	12687
Other	755	665	662	682	707	671	826	500	454	386

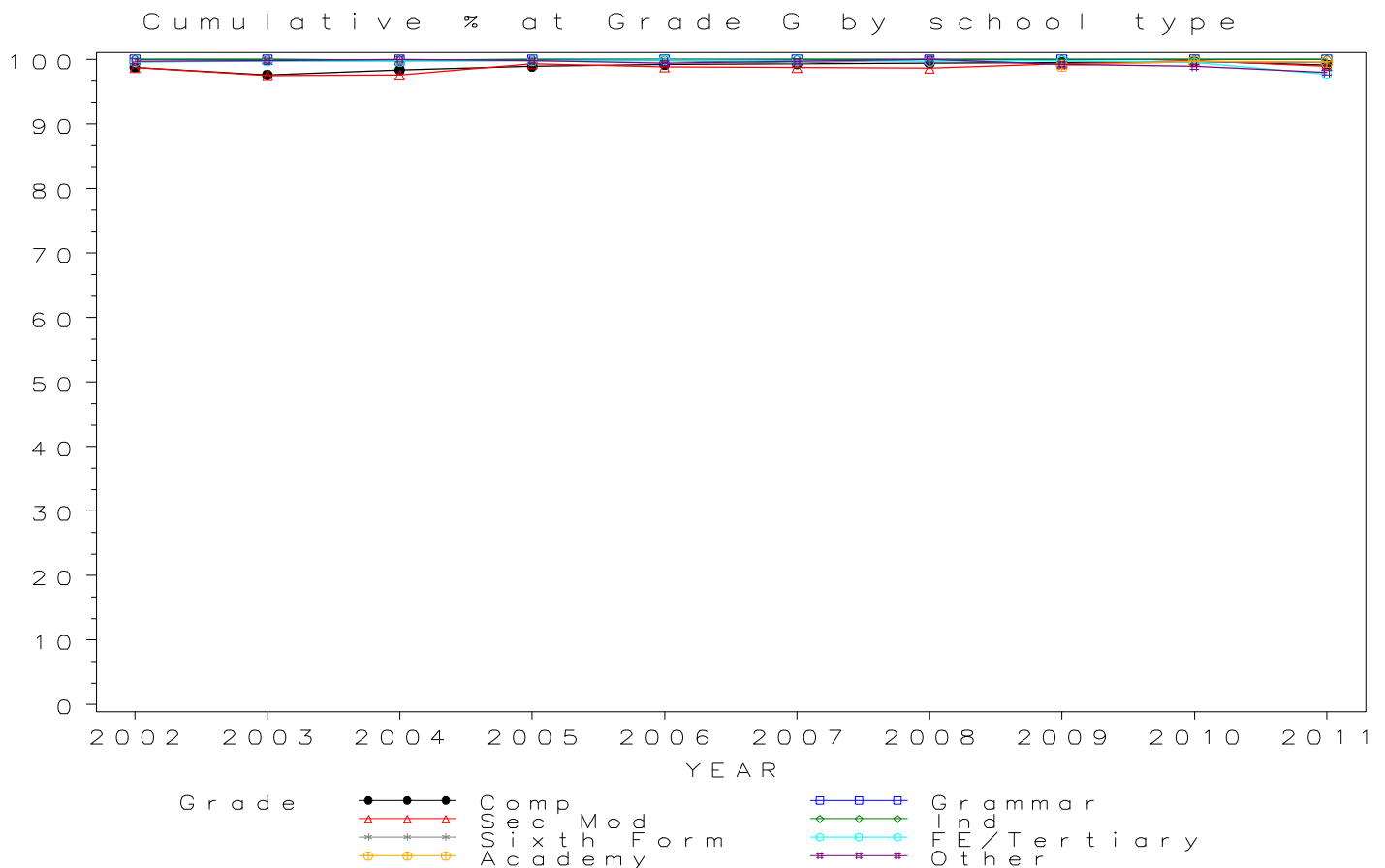


*GCSE SPANISH Grade G by school type 2002- 2011
Cumulative Percentages*

School type	2002	2003	2004	2005	2006	2007	2008	2009	2010	2011
Comprehensive	98.8	97.6	98.4	98.9	99.2	99.3	99.5	99.6	99.7	99.2
Grammar	100.0	100.0	99.9	100.0	100.0	100.0	100.0	100.0	100.0	100.0
Sec Mod	98.7	97.5	97.6	99.3	98.8	98.7	98.6	99.3	99.8	99.0
Independent	100.0	100.0	99.9	100.0	100.0	100.0	100.0	100.0	100.0	100.0
Sixth Form	99.6	99.8	99.8	99.8	99.8	99.5	100.0	99.3	99.6	99.5
FE/Tertiary	99.7	99.7	99.7	99.8	99.9	99.8	99.7	99.8	99.5	97.7
Academy	99.0	99.7	99.6
Other	99.7	99.9	100.0	99.9	99.4	99.7	100.0	99.2	98.9	98.0

Cumulative Numbers

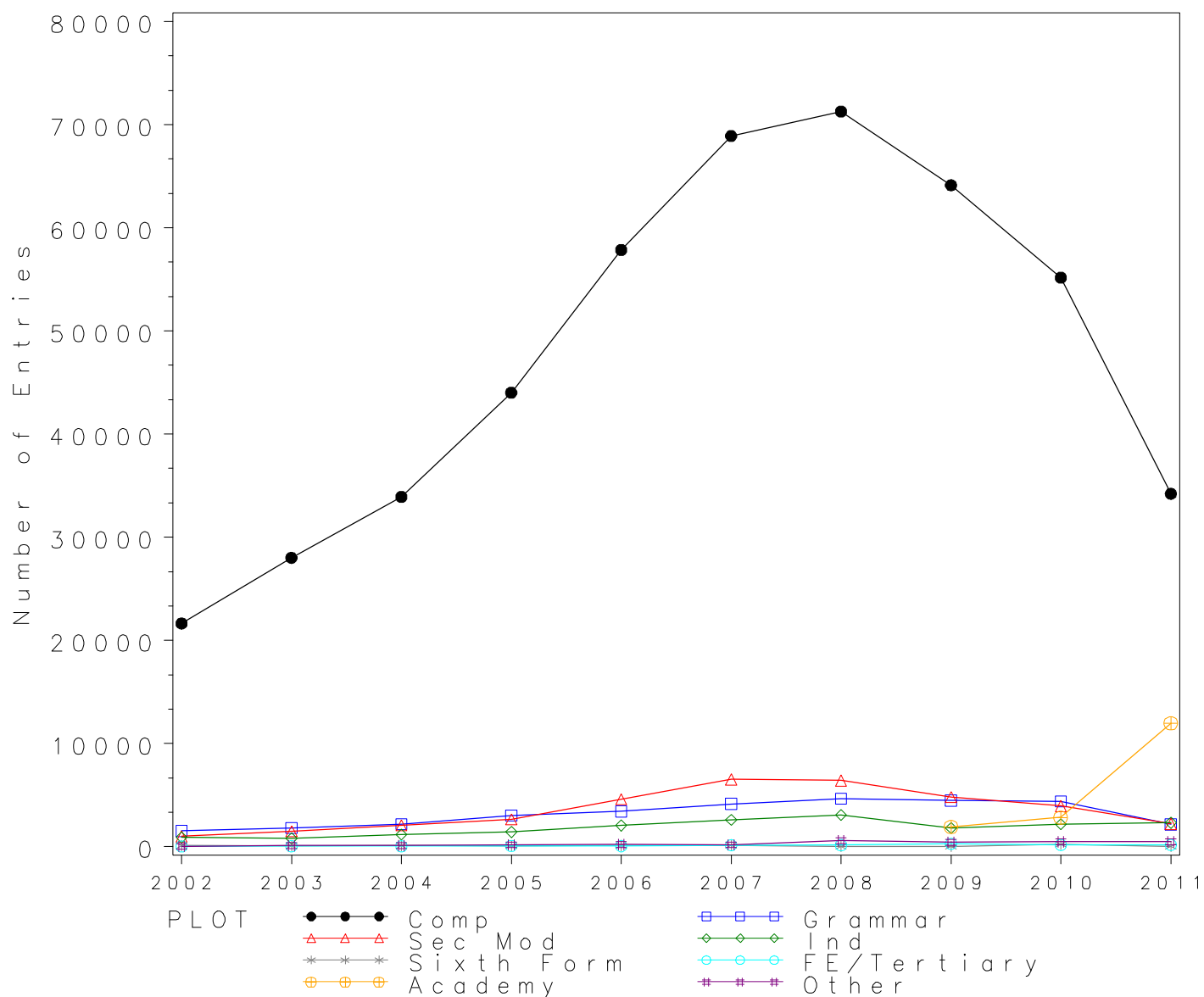
School type	2002	2003	2004	2005	2006	2007	2008	2009	2010	2011
Comprehensive	37611	39829	41620	39335	38617	39394	41689	41618	41605	33056
Grammar	5252	5407	5633	6136	6355	7382	7644	7785	7977	5980
Sec Mod	1844	1818	2040	1959	1755	1759	2018	1837	1835	1576
Independent	8380	9021	9731	10511	11016	11888	12189	11933	12479	10816
Sixth Form	937	918	948	901	1004	752	793	667	552	425
FE/Tertiary	2977	2779	2765	2505	2368	2055	1677	1382	1152	646
Academy	1138	1581	12854
Other	774	687	669	694	712	684	835	507	458	392



Numbers of GCSE entries in STATISTICS by school type 2002-2011

School type	2002	2003	2004	2005	2006	2007	2008	2009	2010	2011
Comprehensive	21645	28011	33925	44016	57863	68911	71270	64128	55162	34217
Grammar	1548	1829	2191	3028	3433	4149	4662	4479	4408	2179
Sec Mod	1015	1510	2093	2668	4612	6541	6432	4827	3957	2222
Independent	911	806	1197	1424	2067	2614	3087	1813	2192	2338
Sixth Form	107	78	118	80	124	136	45	36	244	36
FE/Tertiary	35	57	48	81	62	151	161	286	180	175
Academy	1934	2838	11971
Other	33	108	116	181	215	189	584	434	478	482

GCSE STATISTICS Entries by school type 2002–2011



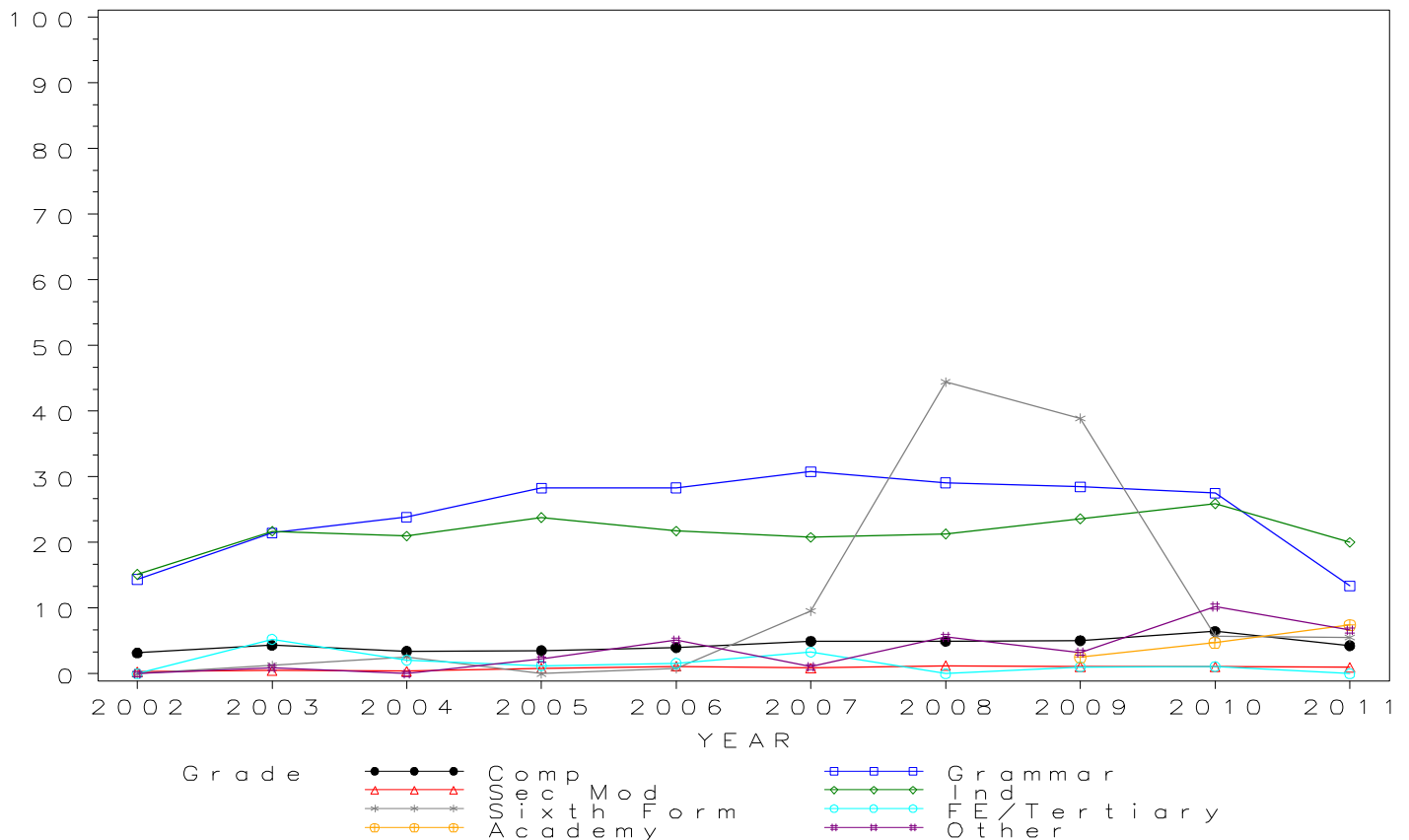
GCSE STATISTICS Grade A* by school type 2002- 2011 Cumulative Percentages

School type	2002	2003	2004	2005	2006	2007	2008	2009	2010	2011
Comprehensive	3.2	4.3	3.4	3.5	4.0	5.0	5.0	5.1	6.5	4.3
Grammar	14.4	21.4	23.9	28.3	28.3	30.8	29.1	28.5	27.5	13.4
Sec Mod	0.3	0.5	0.4	0.9	1.1	0.9	1.2	1.1	1.1	1.0
Independent	15.1	21.7	21.0	23.8	21.7	20.8	21.3	23.6	25.9	20.0
Sixth Form	0.0	1.3	2.5	0.0	0.8	9.6	44.4	38.9	5.7	5.6
FE/Tertiary	0.0	5.3	2.1	1.2	1.6	3.3	0.0	1.0	1.1	0.0
Academy	2.6	4.8	7.4
Other	0.0	0.9	0.0	2.2	5.1	1.1	5.7	3.2	10.3	6.6

Cumulative Numbers

School type	2002	2003	2004	2005	2006	2007	2008	2009	2010	2011
Comprehensive	689	1216	1165	1554	2314	3420	3537	3241	3569	1469
Grammar	223	392	523	856	973	1276	1356	1275	1213	292
Sec Mod	3	8	8	23	53	58	80	52	42	22
Independent	138	175	251	339	449	544	658	428	568	468
Sixth Form	0	1	3	0	1	13	20	14	14	2
FE/Tertiary	0	3	1	1	1	5	0	3	2	0
Academy	50	136	886
Other	0	1	0	4	11	2	33	14	49	32

Cumulative % at Grade A* by school type



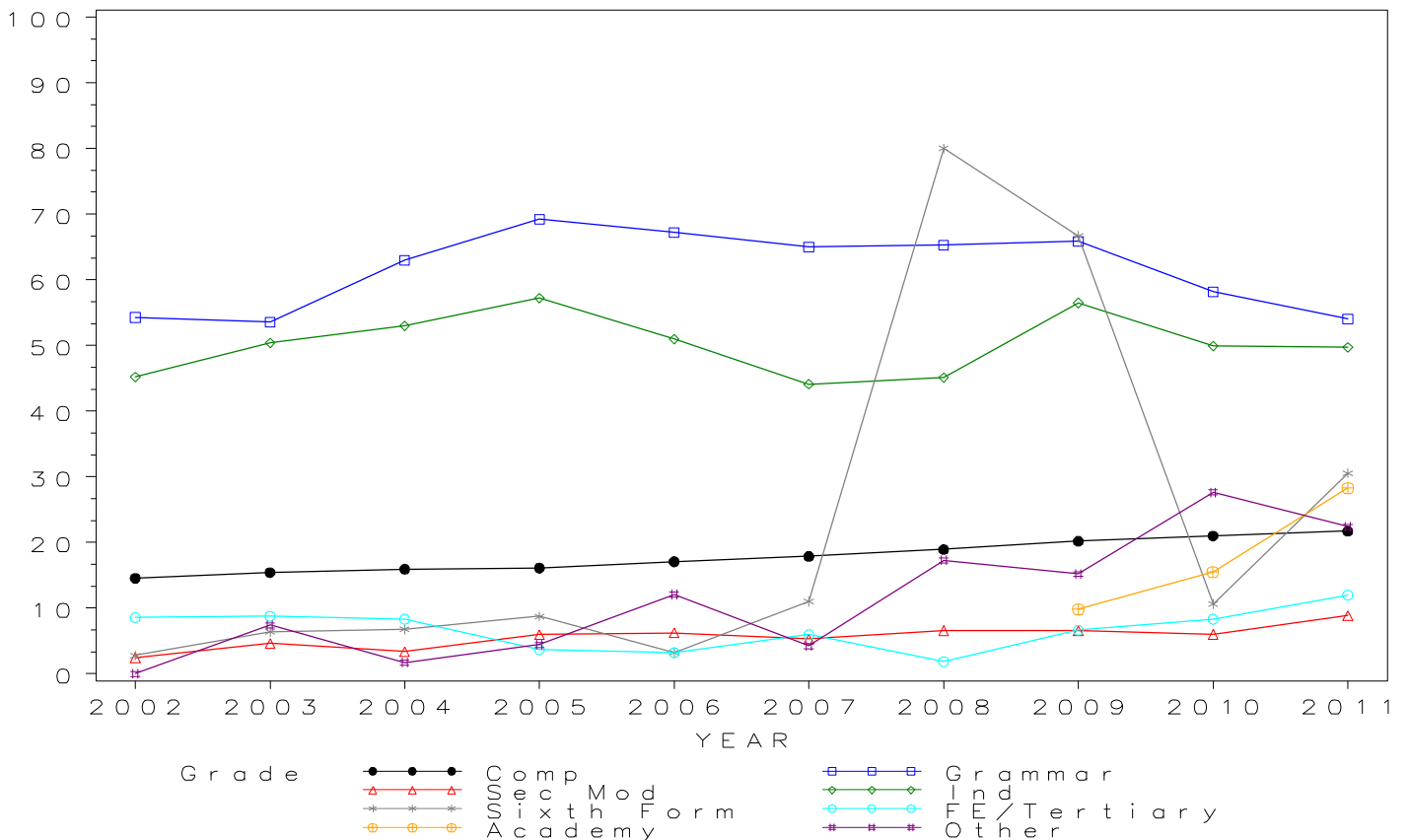
GCSE STATISTICS Grade A by school type 2002- 2011 Cumulative Percentages

School type	2002	2003	2004	2005	2006	2007	2008	2009	2010	2011
Comprehensive	14.5	15.4	15.9	16.1	17.1	17.9	18.9	20.2	21.0	21.7
Grammar	54.3	53.6	63.0	69.2	67.2	65.0	65.3	65.8	58.2	54.1
Sec Mod	2.5	4.6	3.4	6.0	6.2	5.3	6.6	6.5	6.0	8.9
Independent	45.2	50.4	53.0	57.2	51.0	44.1	45.1	56.5	49.9	49.7
Sixth Form	2.8	6.4	6.8	8.8	3.2	11.0	80.0	66.7	10.7	30.6
FE/Tertiary	8.6	8.8	8.3	3.7	3.2	6.0	1.9	6.6	8.3	12.0
Academy	9.9	15.5	28.3
Other	0.0	7.4	1.7	4.4	12.1	4.2	17.3	15.2	27.6	22.4

Cumulative Numbers

School type	2002	2003	2004	2005	2006	2007	2008	2009	2010	2011
Comprehensive	3148	4321	5406	7091	9881	12320	13493	12955	11583	7433
Grammar	840	980	1380	2096	2307	2697	3043	2949	2564	1178
Sec Mod	25	70	71	159	288	348	425	316	239	197
Independent	412	406	634	815	1054	1153	1392	1024	1094	1162
Sixth Form	3	5	8	7	4	15	36	24	26	11
FE/Tertiary	3	5	4	3	2	9	3	19	15	21
Academy	191	440	3388
Other	0	8	2	8	26	8	101	66	132	108

Cumulative % at Grade A by school type



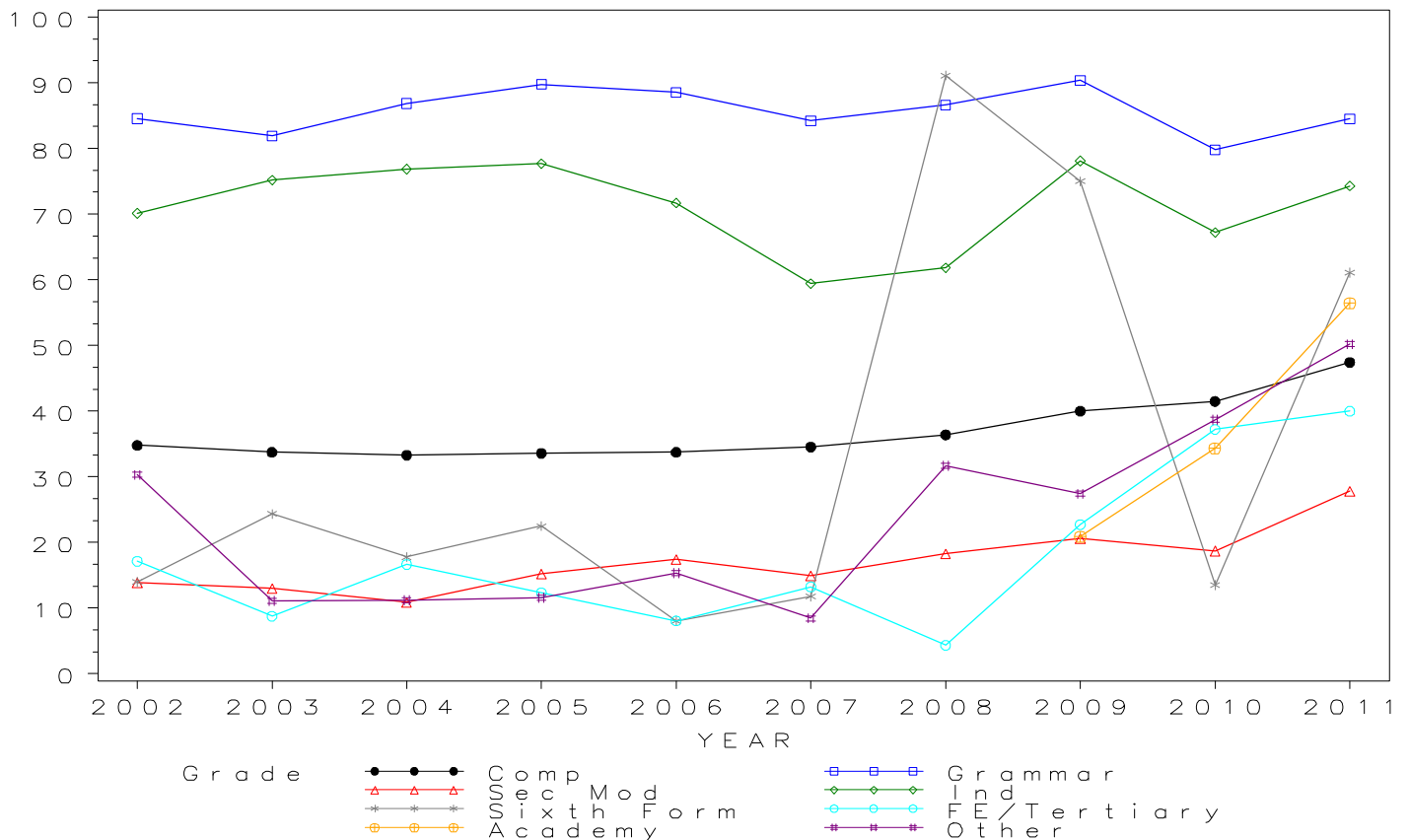
GCSE STATISTICS Grade B by school type 2002- 2011 Cumulative Percentages

School type	2002	2003	2004	2005	2006	2007	2008	2009	2010	2011
Comprehensive	34.8	33.7	33.3	33.6	33.7	34.5	36.4	40.0	41.5	47.4
Grammar	84.6	81.9	86.9	89.8	88.5	84.2	86.6	90.4	79.8	84.5
Sec Mod	13.9	13.0	10.9	15.2	17.4	14.9	18.3	20.6	18.7	27.8
Independent	70.1	75.2	76.9	77.7	71.7	59.4	61.8	78.1	67.2	74.3
Sixth Form	14.0	24.4	17.8	22.5	8.1	11.8	91.1	75.0	13.5	61.1
FE/Tertiary	17.1	8.8	16.7	12.3	8.1	13.2	4.3	22.7	37.2	40.0
Academy	20.9	34.4	56.5
Other	30.3	11.1	11.2	11.6	15.3	8.5	31.7	27.4	38.7	50.2

Cumulative Numbers

School type	2002	2003	2004	2005	2006	2007	2008	2009	2010	2011
Comprehensive	7531	9451	11293	14777	19521	23803	25933	25655	22881	16227
Grammar	1309	1498	1903	2718	3039	3494	4038	4049	3518	1842
Sec Mod	141	196	228	406	804	976	1177	994	741	618
Independent	639	606	920	1106	1482	1553	1908	1416	1473	1737
Sixth Form	15	19	21	18	10	16	41	27	33	22
FE/Tertiary	6	5	8	10	5	20	7	65	67	70
Academy	404	976	6764
Other	10	12	13	21	33	16	185	119	185	242

Cumulative % at Grade B by school type

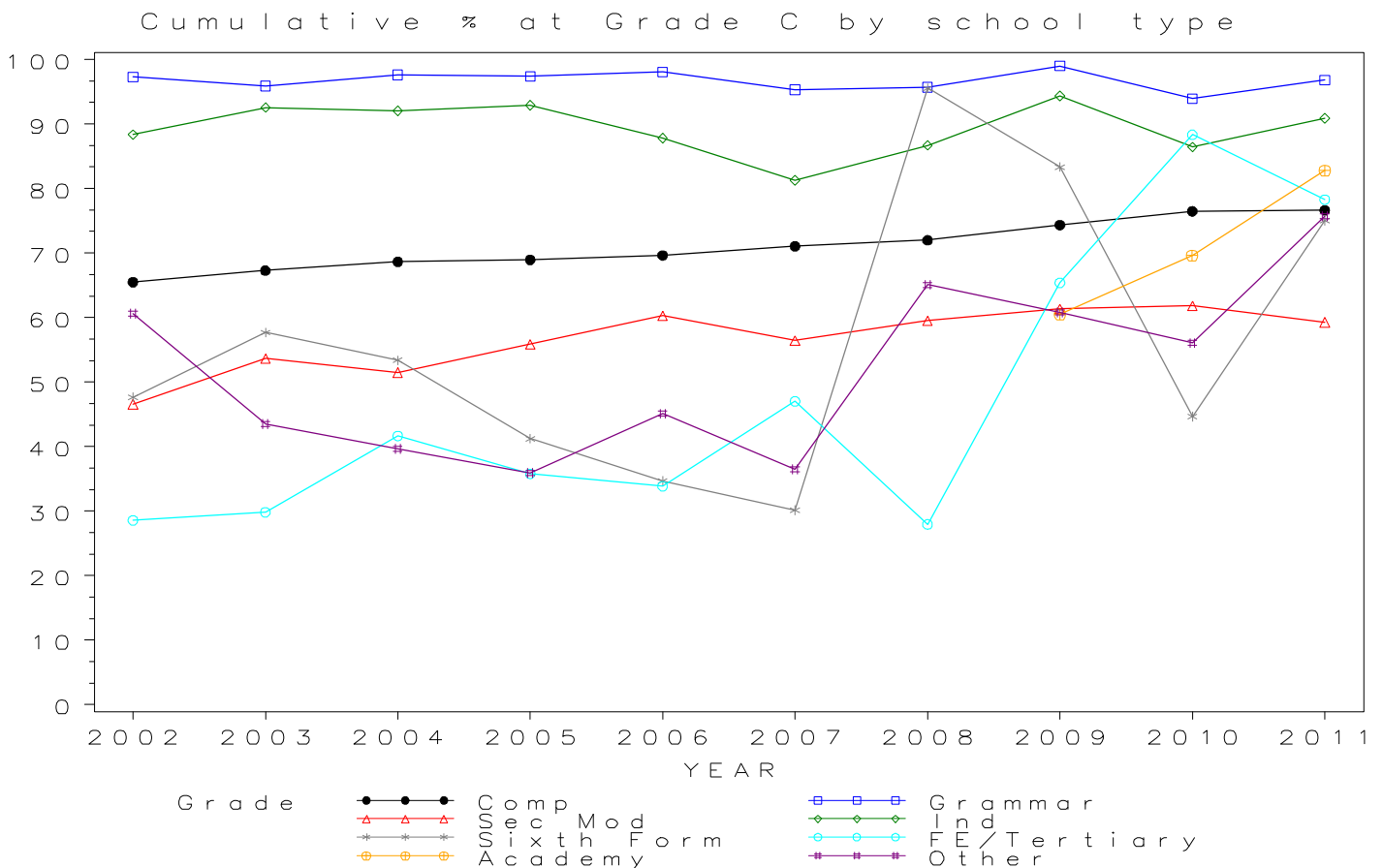


GCSE STATISTICS Grade C by school type 2002- 2011 Cumulative Percentages

School type	2002	2003	2004	2005	2006	2007	2008	2009	2010	2011
Comprehensive	65.5	67.3	68.6	69.0	69.6	71.0	72.0	74.3	76.5	76.6
Grammar	97.3	95.9	97.6	97.4	98.1	95.3	95.7	99.0	93.9	96.8
Sec Mod	46.6	53.6	51.5	55.9	60.3	56.4	59.5	61.3	61.8	59.3
Independent	88.4	92.6	92.1	92.9	87.8	81.3	86.7	94.4	86.4	90.9
Sixth Form	47.7	57.7	53.4	41.3	34.7	30.1	95.6	83.3	44.7	75.0
FE/Tertiary	28.6	29.8	41.7	35.8	33.9	47.0	28.0	65.4	88.3	78.3
Academy	60.5	69.6	82.8
Other	60.6	43.5	39.7	35.9	45.1	36.5	65.1	60.8	56.1	75.7

Cumulative Numbers

School type	2002	2003	2004	2005	2006	2007	2008	2009	2010	2011
Comprehensive	14174	18848	23289	30350	40294	48961	51306	47674	42183	26220
Grammar	1506	1754	2139	2949	3367	3955	4462	4434	4141	2110
Sec Mod	473	810	1078	1491	2781	3692	3828	2960	2446	1317
Independent	805	746	1102	1323	1815	2125	2676	1711	1894	2125
Sixth Form	51	45	63	33	43	41	43	30	109	27
FE/Tertiary	10	17	20	29	21	71	45	187	159	137
Academy	1170	1975	9912
Other	20	47	46	65	97	69	380	264	268	365

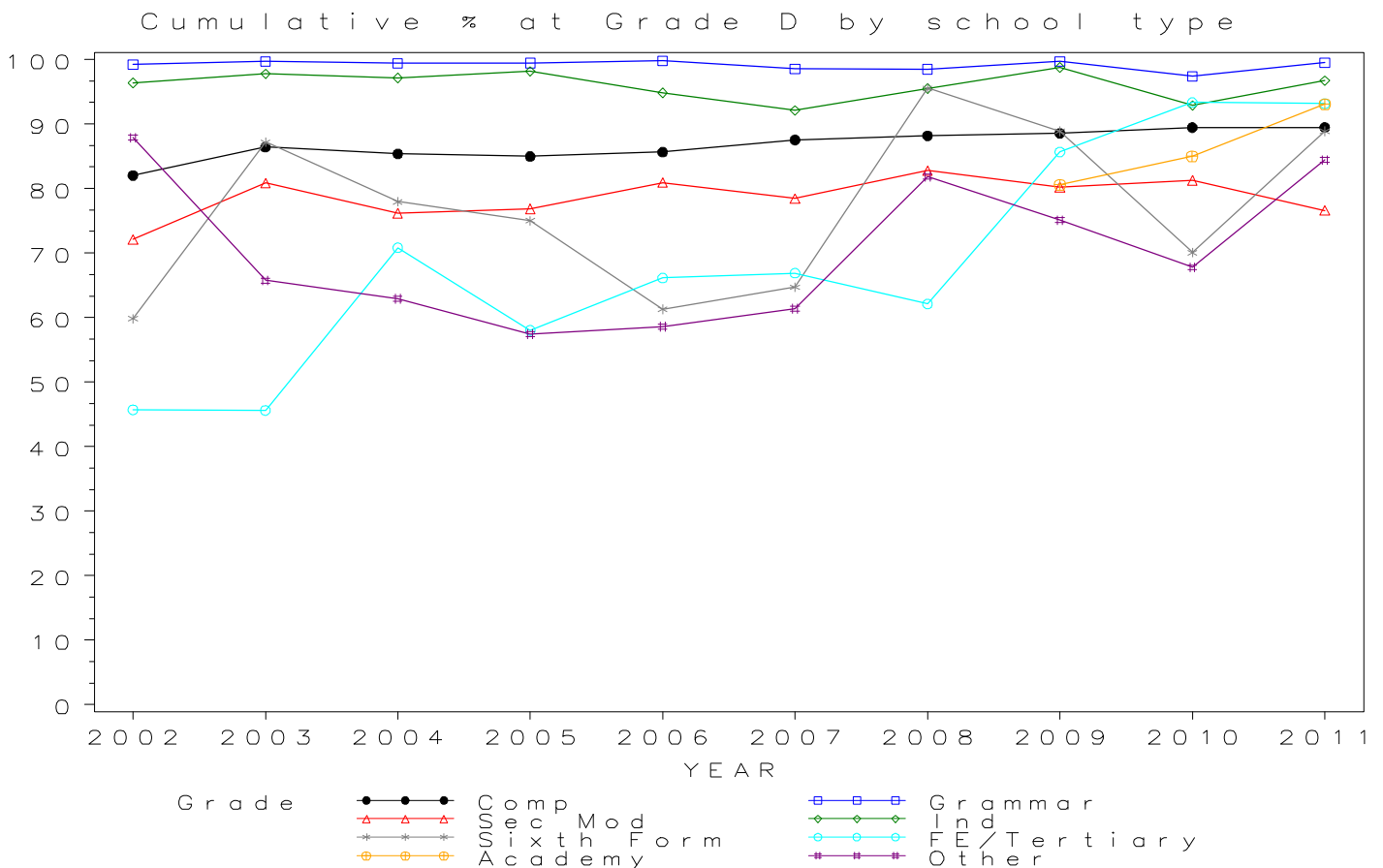


GCSE STATISTICS Grade D by school type 2002- 2011 Cumulative Percentages

School type	2002	2003	2004	2005	2006	2007	2008	2009	2010	2011
Comprehensive	82.0	86.4	85.4	85.0	85.6	87.5	88.2	88.6	89.5	89.5
Grammar	99.2	99.7	99.4	99.4	99.8	98.5	98.5	99.7	97.4	99.5
Sec Mod	72.1	80.9	76.2	76.9	80.9	78.5	82.8	80.2	81.3	76.6
Independent	96.4	97.8	97.2	98.2	94.8	92.1	95.5	98.8	92.9	96.7
Sixth Form	59.8	87.2	78.0	75.0	61.3	64.7	95.6	88.9	70.1	88.9
FE/Tertiary	45.7	45.6	70.8	58.0	66.1	66.9	62.1	85.7	93.3	93.1
Academy	80.6	85.0	93.1
Other	87.9	65.7	62.9	57.5	58.6	61.4	81.8	75.1	67.8	84.4

Cumulative Numbers

School type	2002	2003	2004	2005	2006	2007	2008	2009	2010	2011
Comprehensive	17753	24205	28963	37402	49557	60318	62836	56789	49344	30616
Grammar	1536	1823	2178	3011	3426	4088	4592	4465	4293	2168
Sec Mod	732	1221	1595	2051	3732	5133	5324	3872	3216	1702
Independent	878	788	1163	1398	1960	2407	2948	1791	2036	2261
Sixth Form	64	68	92	60	76	88	43	32	171	32
FE/Tertiary	16	26	34	47	41	101	100	245	168	163
Academy	1559	2412	11145
Other	29	71	73	104	126	116	478	326	324	407

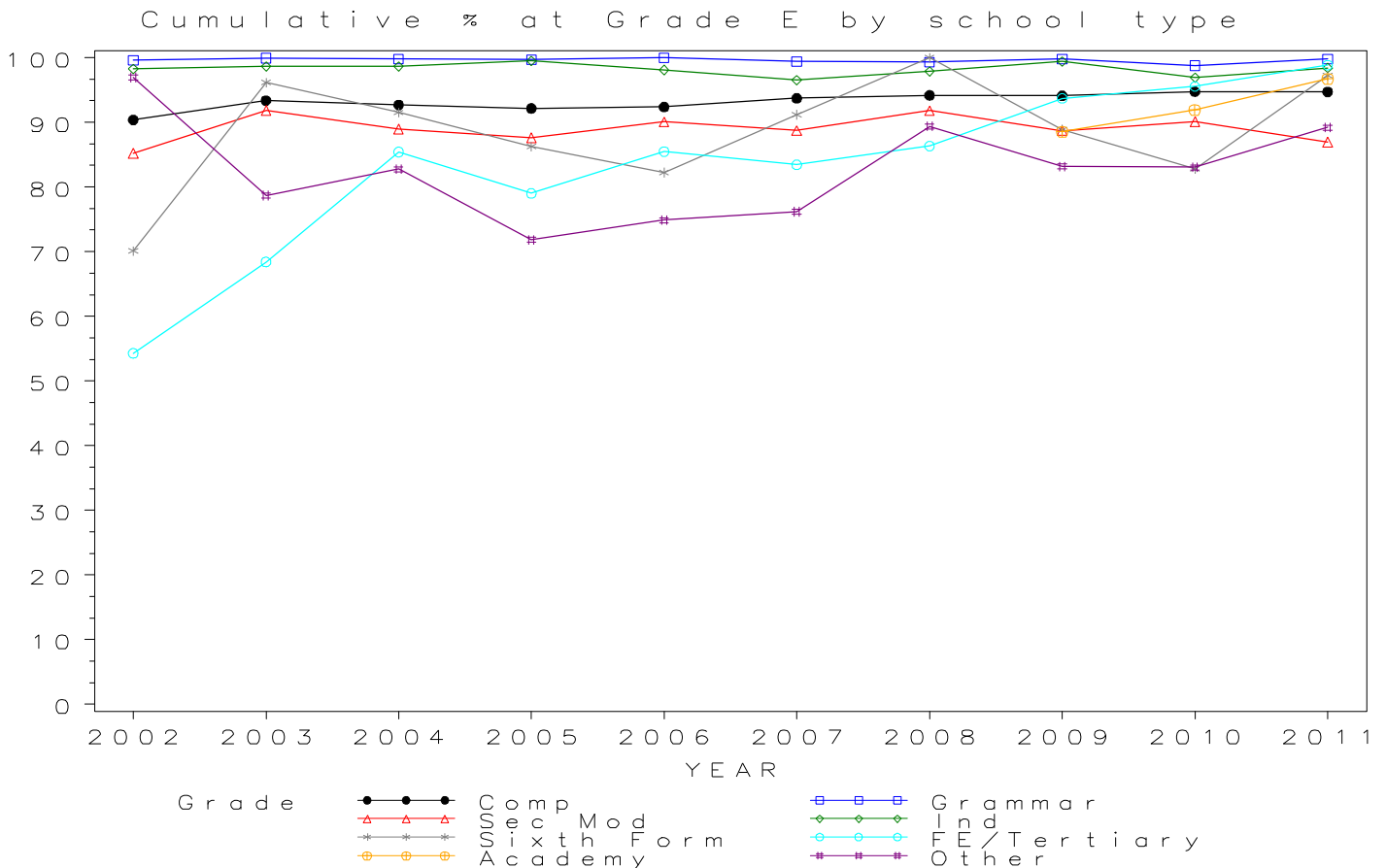


GCSE STATISTICS Grade E by school type 2002- 2011 Cumulative Percentages

School type	2002	2003	2004	2005	2006	2007	2008	2009	2010	2011
Comprehensive	90.4	93.4	92.7	92.2	92.4	93.7	94.2	94.1	94.8	94.7
Grammar	99.6	99.9	99.8	99.7	100.0	99.4	99.3	99.8	98.8	99.8
Sec Mod	85.2	91.9	89.0	87.6	90.1	88.7	91.8	88.7	90.1	86.9
Independent	98.2	98.6	98.7	99.5	98.1	96.5	97.9	99.4	96.9	98.4
Sixth Form	70.1	96.2	91.5	86.3	82.3	91.2	100.0	88.9	82.8	97.2
FE/Tertiary	54.3	68.4	85.4	79.0	85.5	83.4	86.3	93.7	95.6	98.9
Academy	88.5	91.9	96.7
Other	97.0	78.7	82.8	71.8	74.9	76.2	89.4	83.2	83.1	89.2

Cumulative Numbers

School type	2002	2003	2004	2005	2006	2007	2008	2009	2010	2011
Comprehensive	19561	26150	31446	40564	53452	64587	67117	60352	52270	32408
Grammar	1542	1828	2186	3019	3433	4125	4631	4470	4354	2175
Sec Mod	865	1387	1862	2338	4155	5803	5906	4282	3566	1932
Independent	895	795	1181	1417	2028	2523	3022	1802	2124	2301
Sixth Form	75	75	108	69	102	124	45	32	202	35
FE/Tertiary	19	39	41	64	53	126	139	268	172	173
Academy	1712	2608	11576
Other	32	85	96	130	161	144	522	361	397	430

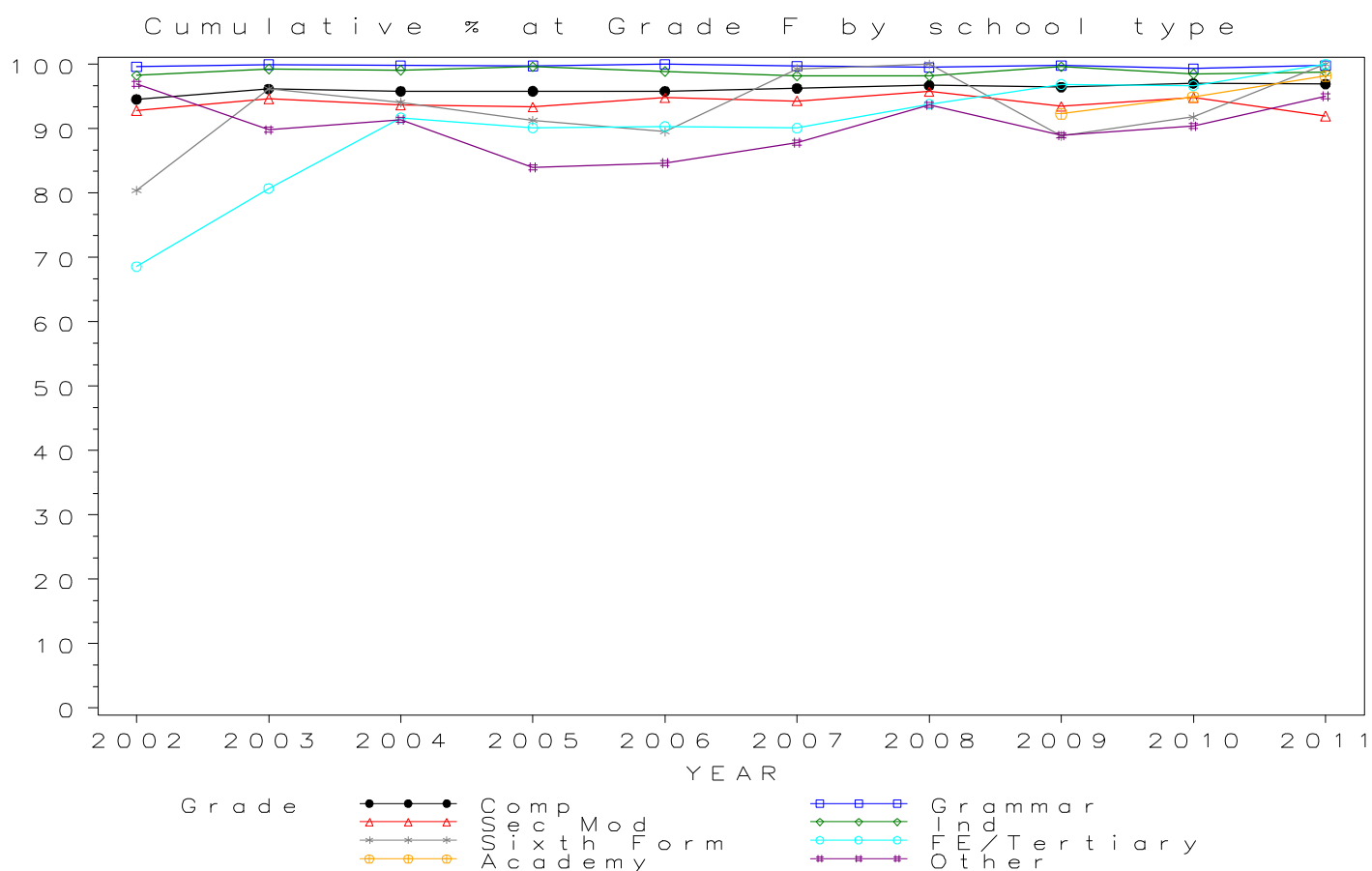


GCSE STATISTICS Grade F by school type 2002- 2011 Cumulative Percentages

School type	2002	2003	2004	2005	2006	2007	2008	2009	2010	2011
Comprehensive	94.5	96.2	95.8	95.8	95.8	96.3	96.7	96.4	97.0	96.9
Grammar	99.6	99.9	99.8	99.7	100.0	99.7	99.5	99.8	99.3	99.8
Sec Mod	92.8	94.6	93.7	93.4	94.8	94.3	95.7	93.5	94.8	91.9
Independent	98.2	99.3	99.1	99.6	98.9	98.2	98.2	99.6	98.5	98.7
Sixth Form	80.4	96.2	94.1	91.3	89.5	99.3	100.0	88.9	91.8	100.0
FE/Tertiary	68.6	80.7	91.7	90.1	90.3	90.1	93.8	96.9	96.7	100.0
Academy	92.3	94.9	98.2
Other	97.0	89.8	91.4	84.0	84.7	87.8	93.7	88.9	90.4	95.0

Cumulative Numbers

School type	2002	2003	2004	2005	2006	2007	2008	2009	2010	2011
Comprehensive	20464	26933	32496	42168	55424	66328	68915	61843	53523	33164
Grammar	1542	1828	2186	3020	3433	4137	4639	4470	4377	2175
Sec Mod	942	1429	1961	2491	4373	6167	6158	4512	3753	2043
Independent	895	800	1186	1418	2044	2567	3031	1806	2159	2308
Sixth Form	86	75	111	73	111	135	45	32	224	36
FE/Tertiary	24	46	44	73	56	136	151	277	174	175
Academy	1785	2693	11756
Other	32	97	106	152	182	166	547	386	432	458

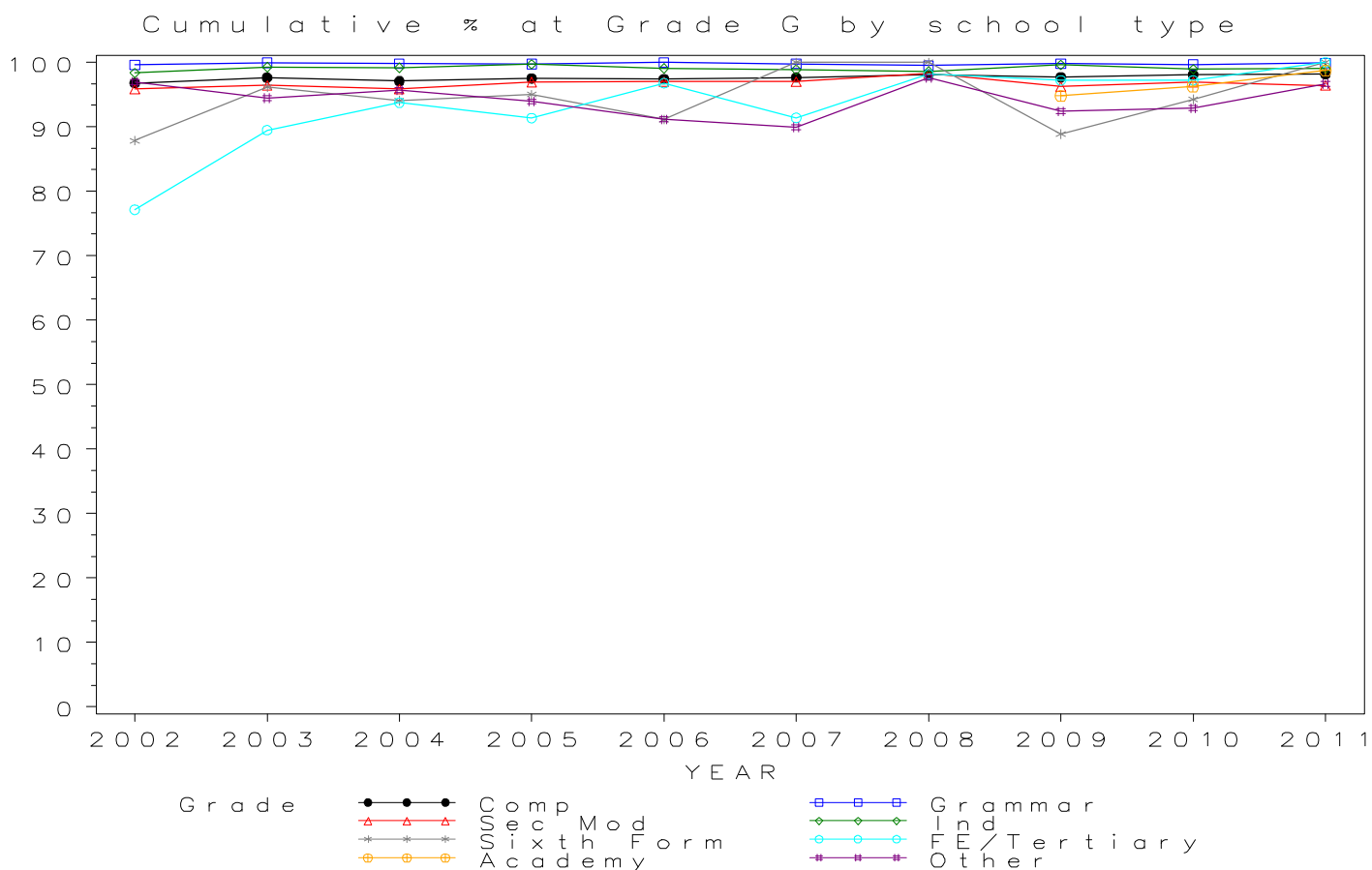


GCSE STATISTICS Grade G by school type 2002-2011 Cumulative Percentages

School type	2002	2003	2004	2005	2006	2007	2008	2009	2010	2011
Comprehensive	96.8	97.6	97.1	97.5	97.4	97.6	98.1	97.7	98.1	98.2
Grammar	99.6	99.9	99.8	99.7	100.0	99.8	99.5	99.8	99.7	99.9
Sec Mod	95.9	96.4	95.8	97.0	97.0	97.0	98.2	96.2	96.9	96.4
Independent	98.4	99.3	99.2	99.7	99.1	98.9	98.6	99.6	98.9	99.0
Sixth Form	87.9	96.2	94.1	95.0	91.1	100.0	100.0	88.9	94.3	100.0
FE/Tertiary	77.1	89.5	93.8	91.4	96.8	91.4	98.1	97.2	97.2	100.0
Academy	94.8	96.3	98.8
Other	97.0	94.4	95.7	93.9	91.2	89.9	97.6	92.4	92.9	96.7

Cumulative Numbers

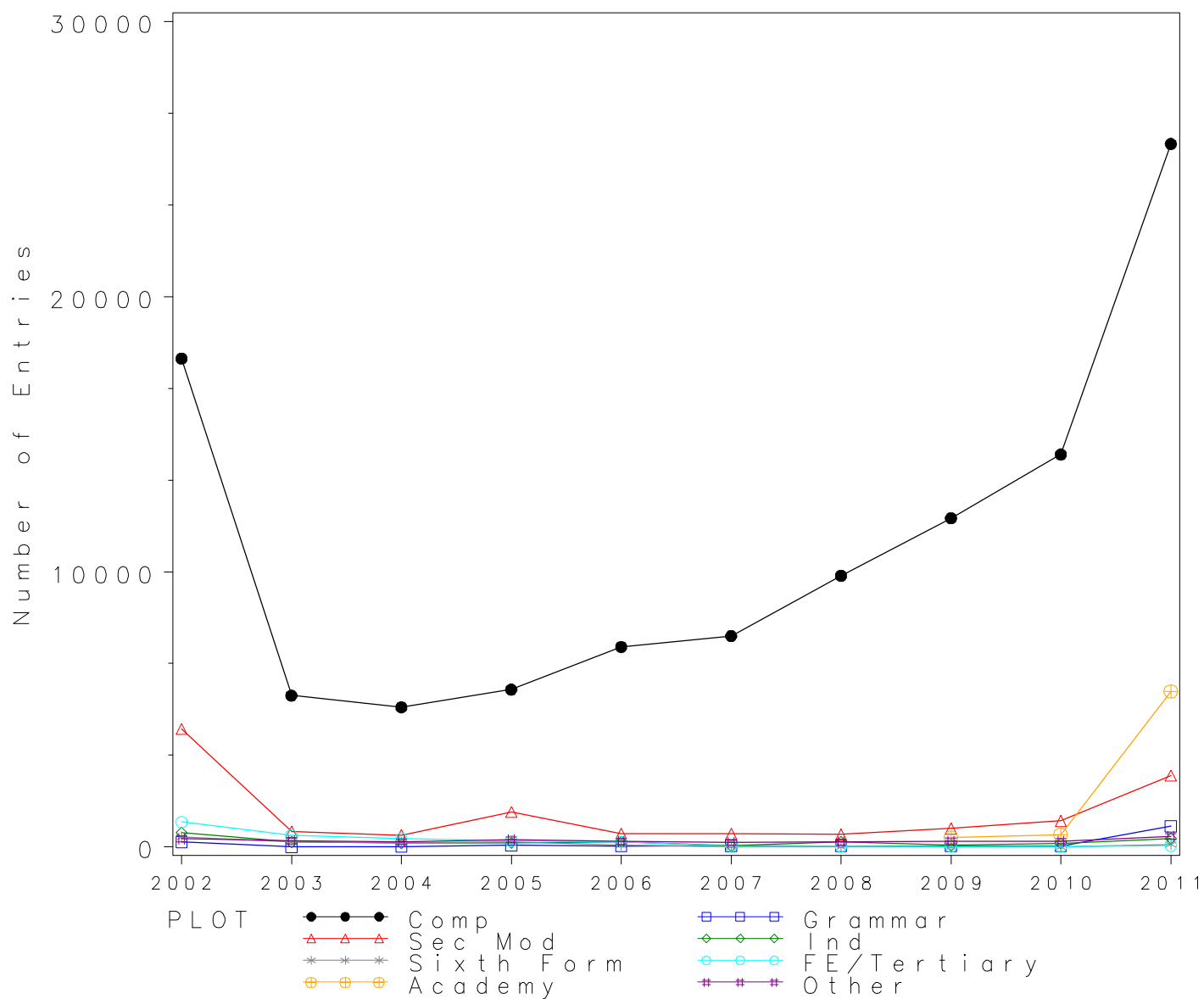
School type	2002	2003	2004	2005	2006	2007	2008	2009	2010	2011
Comprehensive	20949	27346	32935	42919	56363	67291	69891	62646	54116	33585
Grammar	1542	1828	2186	3020	3433	4139	4639	4470	4393	2176
Sec Mod	973	1456	2006	2587	4474	6345	6318	4644	3836	2142
Independent	896	800	1187	1420	2048	2585	3044	1806	2168	2315
Sixth Form	94	75	111	76	113	136	45	32	230	36
FE/Tertiary	27	51	45	74	60	138	158	278	175	175
Academy	1833	2733	11827
Other	32	102	111	170	196	170	570	401	444	466



Numbers of GCSE entries in VOCATIONAL STUDIES by school type 2002-2011

School type	2002	2003	2004	2005	2006	2007	2008	2009	2010	2011
Comprehensive	17746	5504	5078	5722	7269	7664	9856	11946	14266	25552
Grammar	180	5	14	62	32	39	33	36	36	754
Sec Mod	4294	553	431	1273	487	478	452	673	951	2600
Independent	523	184	145	154	192	48	189	62	128	305
Sixth Form	355	179	146	179	75	0	0	0	0	95
FE/Tertiary	907	429	312	216	190	37	19	17	10	45
Academy	346	449	5656
Other	294	222	189	268	196	167	179	206	203	390

GCSE VOCATIONAL STUDIES Entries by school type 2002–2011



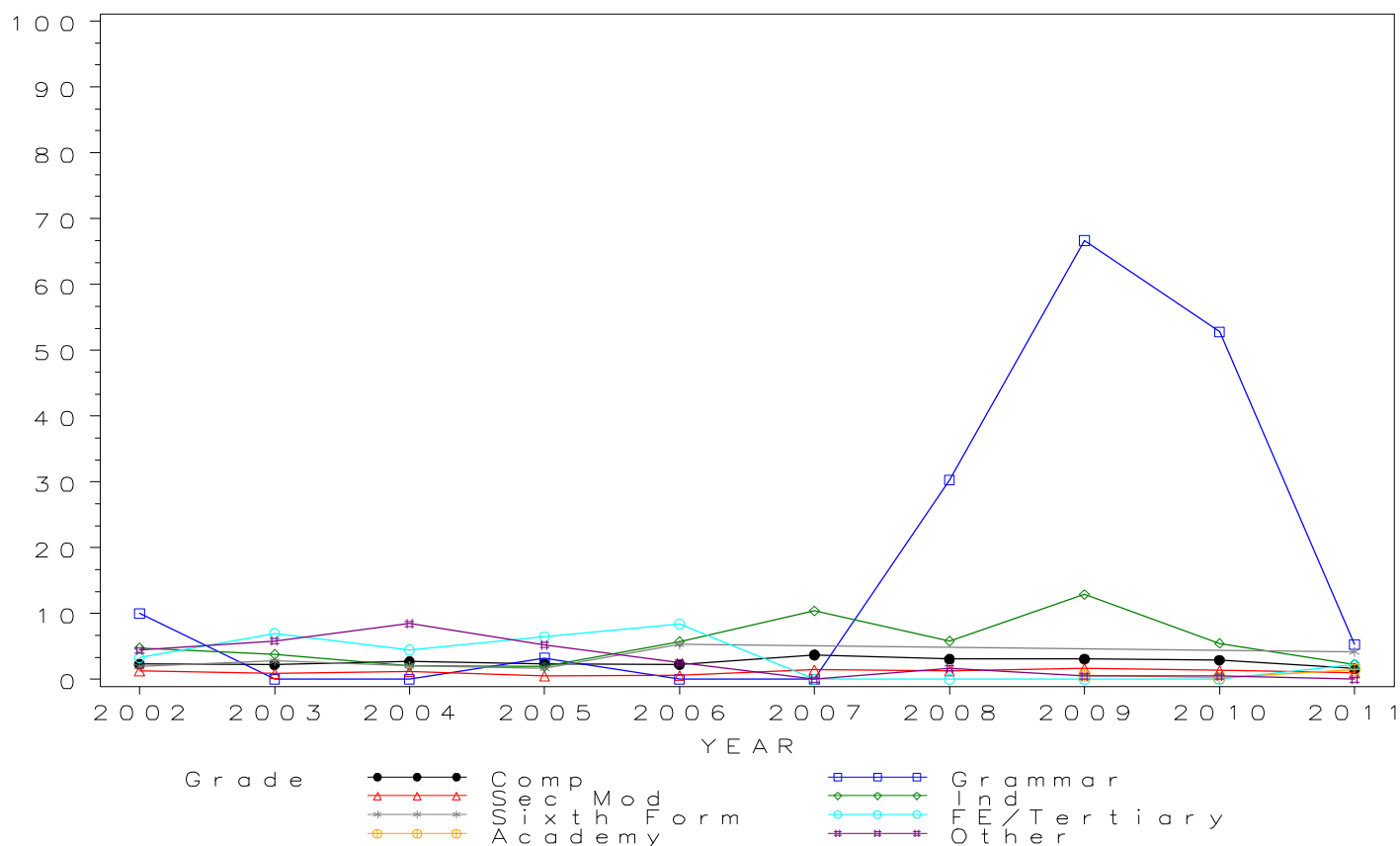
GCSE VOCATIONAL STUDIES Grade A* by school type 2002- 2011 Cumulative Percentages

School type	2002	2003	2004	2005	2006	2007	2008	2009	2010	2011
Comprehensive	2.3	2.2	2.7	2.4	2.3	3.7	3.1	3.1	2.9	1.6
Grammar	10.0	0.0	0.0	3.2	0.0	0.0	30.3	66.7	52.8	5.3
Sec Mod	1.3	0.9	1.2	0.5	0.6	1.5	1.3	1.6	1.4	1.0
Independent	4.8	3.8	2.1	1.9	5.7	10.4	5.8	12.9	5.5	2.3
Sixth Form	2.0	2.8	2.1	1.7	5.3	4.2
FE/Tertiary	3.3	7.0	4.5	6.5	8.4	0.0	0.0	0.0	0.0	2.2
Academy	0.6	0.2	1.5
Other	4.4	5.9	8.5	5.2	2.6	0.0	1.7	0.5	0.5	0.0

Cumulative Numbers

School type	2002	2003	2004	2005	2006	2007	2008	2009	2010	2011
Comprehensive	411	123	137	135	164	285	304	370	418	417
Grammar	18	0	0	2	0	0	10	24	19	40
Sec Mod	57	5	5	7	3	7	6	11	13	26
Independent	25	7	3	3	11	5	11	8	7	7
Sixth Form	7	5	3	3	4	0	0	0	0	4
FE/Tertiary	30	30	14	14	16	0	0	0	0	1
Academy	2	1	85
Other	13	13	16	14	5	0	3	1	1	0

Cumulative % at Grade A* by school type



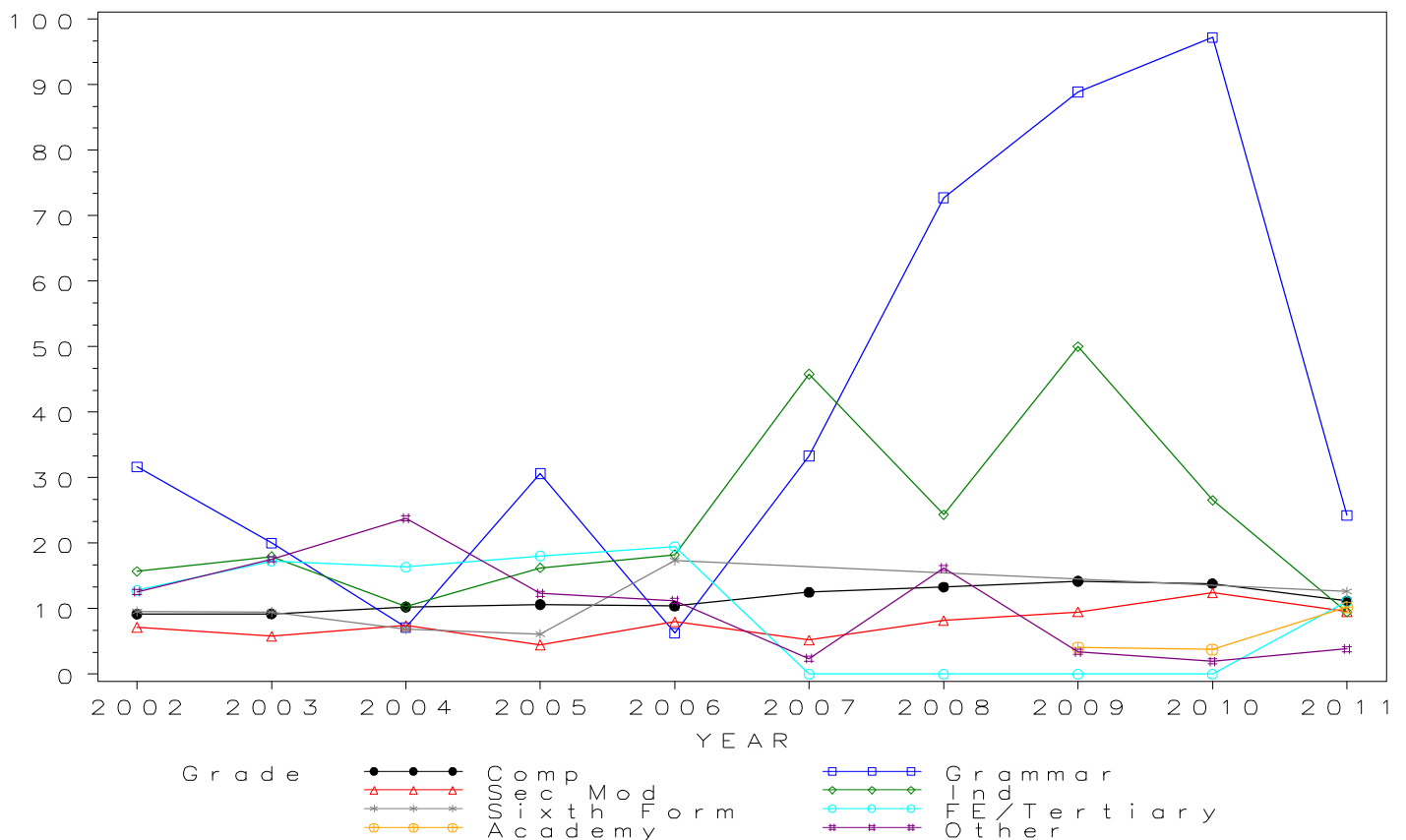
GCSE VOCATIONAL STUDIES Grade A by school type 2002- 2011 Cumulative Percentages

School type	2002	2003	2004	2005	2006	2007	2008	2009	2010	2011
Comprehensive	9.2	9.2	10.3	10.6	10.4	12.5	13.3	14.2	13.8	11.2
Grammar	31.7	20.0	7.1	30.6	6.3	33.3	72.7	88.9	97.2	24.3
Sec Mod	7.2	5.8	7.4	4.5	8.0	5.2	8.2	9.5	12.4	9.6
Independent	15.7	17.9	10.3	16.2	18.2	45.8	24.3	50.0	26.6	9.5
Sixth Form	9.6	9.5	6.8	6.1	17.3	12.6
FE/Tertiary	12.8	17.2	16.3	18.1	19.5	0.0	0.0	0.0	0.0	11.1
Academy	4.0	3.8	10.2
Other	12.6	17.6	23.8	12.3	11.2	2.4	16.2	3.4	2.0	3.8

Cumulative Numbers

School type	2002	2003	2004	2005	2006	2007	2008	2009	2010	2011
Comprehensive	1629	507	521	609	755	958	1312	1696	1974	2855
Grammar	57	1	1	19	2	13	24	32	35	183
Sec Mod	308	32	32	57	39	25	37	64	118	249
Independent	82	33	15	25	35	22	46	31	34	29
Sixth Form	34	17	10	11	13	0	0	0	0	12
FE/Tertiary	116	74	51	39	37	0	0	0	0	5
Academy	14	17	577
Other	37	39	45	33	22	4	29	7	4	15

Cumulative % at Grade A by school type



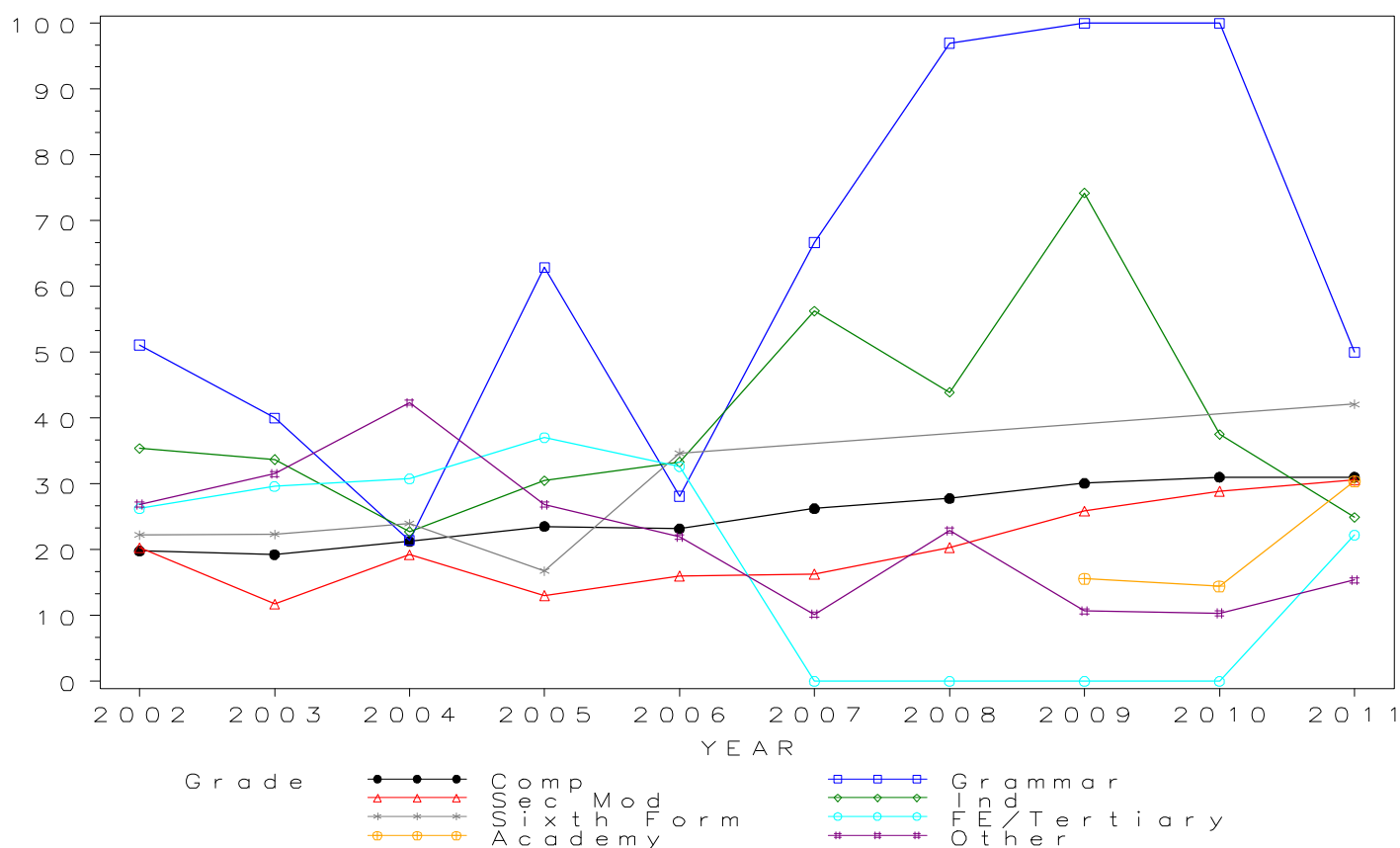
GCSE VOCATIONAL STUDIES Grade B by school type 2002- 2011 Cumulative Percentages

School type	2002	2003	2004	2005	2006	2007	2008	2009	2010	2011
Comprehensive	19.8	19.3	21.2	23.5	23.2	26.2	27.8	30.1	31.0	31.0
Grammar	51.1	40.0	21.4	62.9	28.1	66.7	97.0	100.0	100.0	50.0
Sec Mod	20.3	11.8	19.3	13.0	16.0	16.3	20.4	25.9	28.9	30.6
Independent	35.4	33.7	22.8	30.5	33.3	56.3	43.9	74.2	37.5	24.9
Sixth Form	22.3	22.3	24.0	16.8	34.7	42.1
FE/Tertiary	26.2	29.6	30.8	37.0	32.6	0.0	0.0	0.0	0.0	22.2
Academy	15.6	14.5	30.4
Other	26.9	31.5	42.3	26.9	21.9	10.2	22.9	10.7	10.3	15.4

Cumulative Numbers

School type	2002	2003	2004	2005	2006	2007	2008	2009	2010	2011
Comprehensive	3516	1060	1079	1347	1685	2011	2739	3594	4427	7927
Grammar	92	2	3	39	9	26	32	36	36	377
Sec Mod	873	65	83	166	78	78	92	174	275	796
Independent	185	62	33	47	64	27	83	46	48	76
Sixth Form	79	40	35	30	26	0	0	0	0	40
FE/Tertiary	238	127	96	80	62	0	0	0	0	10
Academy	54	65	1719
Other	79	70	80	72	43	17	41	22	21	60

Cumulative % at Grade B by school type

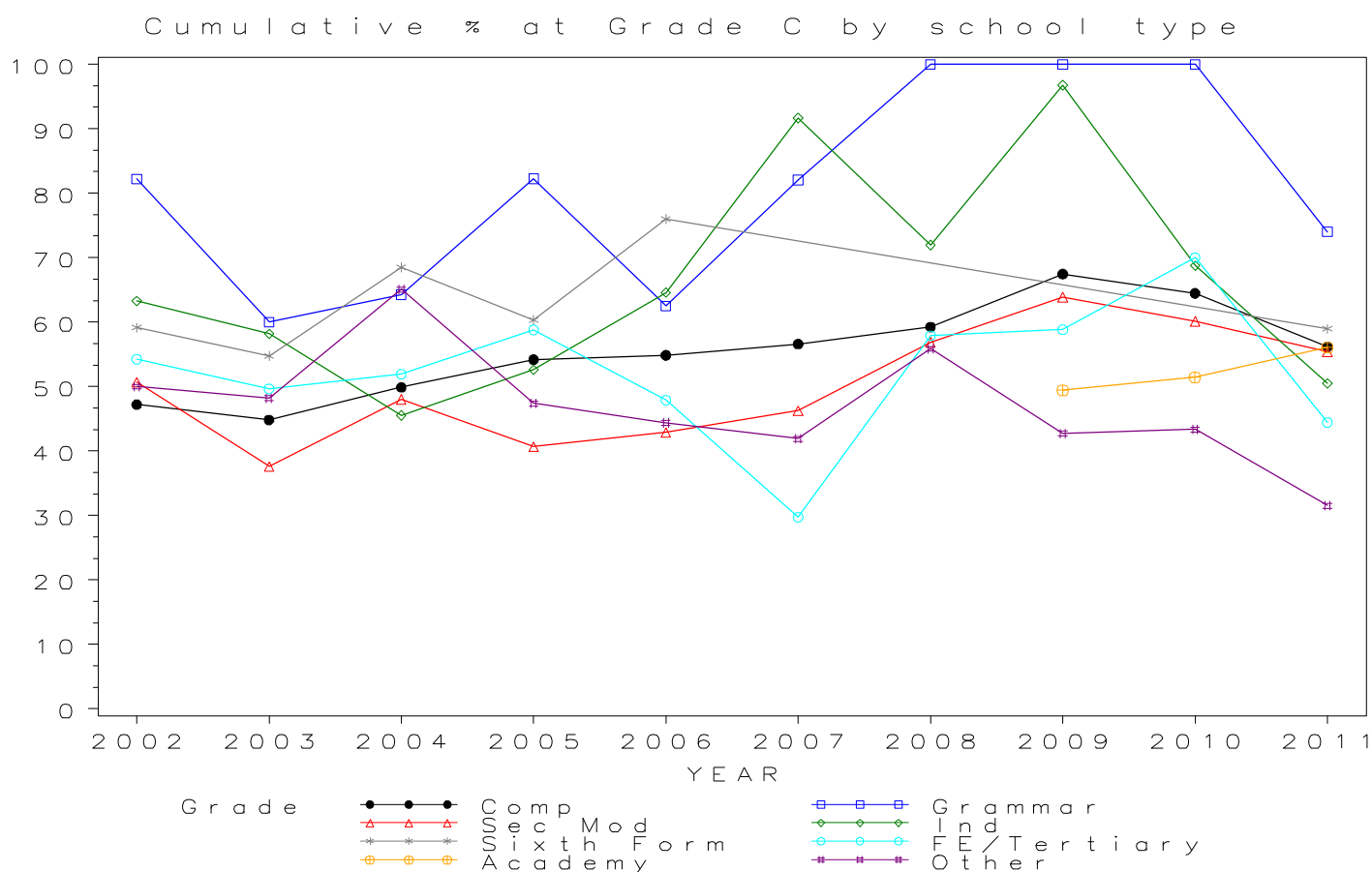


GCSE VOCATIONAL STUDIES Grade C by school type 2002- 2011 Cumulative Percentages

School type	2002	2003	2004	2005	2006	2007	2008	2009	2010	2011
Comprehensive	47.2	44.8	49.9	54.2	54.8	56.6	59.2	67.5	64.5	56.2
Grammar	82.2	60.0	64.3	82.3	62.5	82.1	100.0	100.0	100.0	74.0
Sec Mod	50.7	37.6	48.0	40.7	42.9	46.2	56.9	63.9	60.1	55.4
Independent	63.3	58.2	45.5	52.6	64.6	91.7	72.0	96.8	68.8	50.5
Sixth Form	59.2	54.7	68.5	60.3	76.0	58.9
FE/Tertiary	54.2	49.7	51.9	58.8	47.9	29.7	57.9	58.8	70.0	44.4
Academy	49.4	51.4	56.1
Other	50.0	48.2	65.1	47.4	44.4	41.9	55.9	42.7	43.3	31.5

Cumulative Numbers

School type	2002	2003	2004	2005	2006	2007	2008	2009	2010	2011
Comprehensive	8378	2467	2533	3100	3987	4338	5839	8058	9196	14354
Grammar	148	3	9	51	20	32	33	36	36	558
Sec Mod	2175	208	207	518	209	221	257	430	572	1440
Independent	331	107	66	81	124	44	136	60	88	154
Sixth Form	210	98	100	108	57	0	0	0	0	56
FE/Tertiary	492	213	162	127	91	11	11	10	7	20
Academy	171	231	3173
Other	147	107	123	127	87	70	100	88	88	123

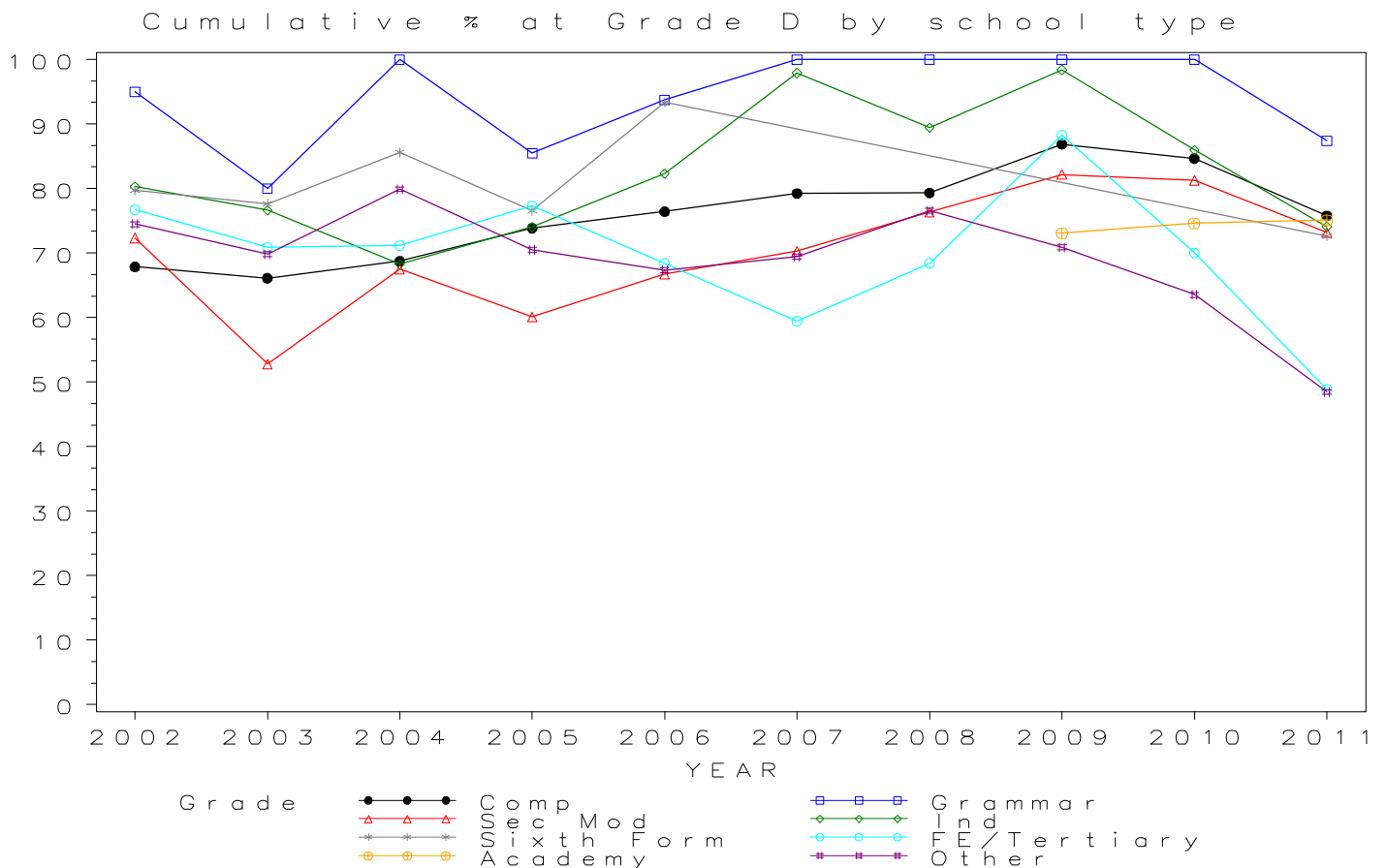


GCSE VOCATIONAL STUDIES Grade D by school type 2002- 2011 Cumulative Percentages

School type	2002	2003	2004	2005	2006	2007	2008	2009	2010	2011
Comprehensive	67.9	66.1	68.7	73.9	76.4	79.2	79.3	86.9	84.6	75.8
Grammar	95.0	80.0	100.0	85.5	93.8	100.0	100.0	100.0	100.0	87.4
Sec Mod	72.4	52.8	67.5	60.1	66.7	70.3	76.3	82.2	81.3	73.2
Independent	80.3	76.6	68.3	74.0	82.3	97.9	89.4	98.4	85.9	74.1
Sixth Form	79.7	77.7	85.6	76.5	93.3	72.6
FE/Tertiary	76.7	70.9	71.2	77.3	68.4	59.5	68.4	88.2	70.0	48.9
Academy	73.1	74.6	75.1
Other	74.5	69.8	79.9	70.5	67.3	69.5	76.5	70.9	63.5	48.5

Cumulative Numbers

School type	2002	2003	2004	2005	2006	2007	2008	2009	2010	2011
Comprehensive	12042	3638	3491	4226	5555	6073	7818	10378	12074	19360
Grammar	171	4	14	53	30	39	33	36	36	659
Sec Mod	3107	292	291	765	325	336	345	553	773	1903
Independent	420	141	99	114	158	47	169	61	110	226
Sixth Form	283	139	125	137	70	0	0	0	0	69
FE/Tertiary	696	304	222	167	130	22	13	15	7	22
Academy	253	335	4248
Other	219	155	151	189	132	116	137	146	129	189

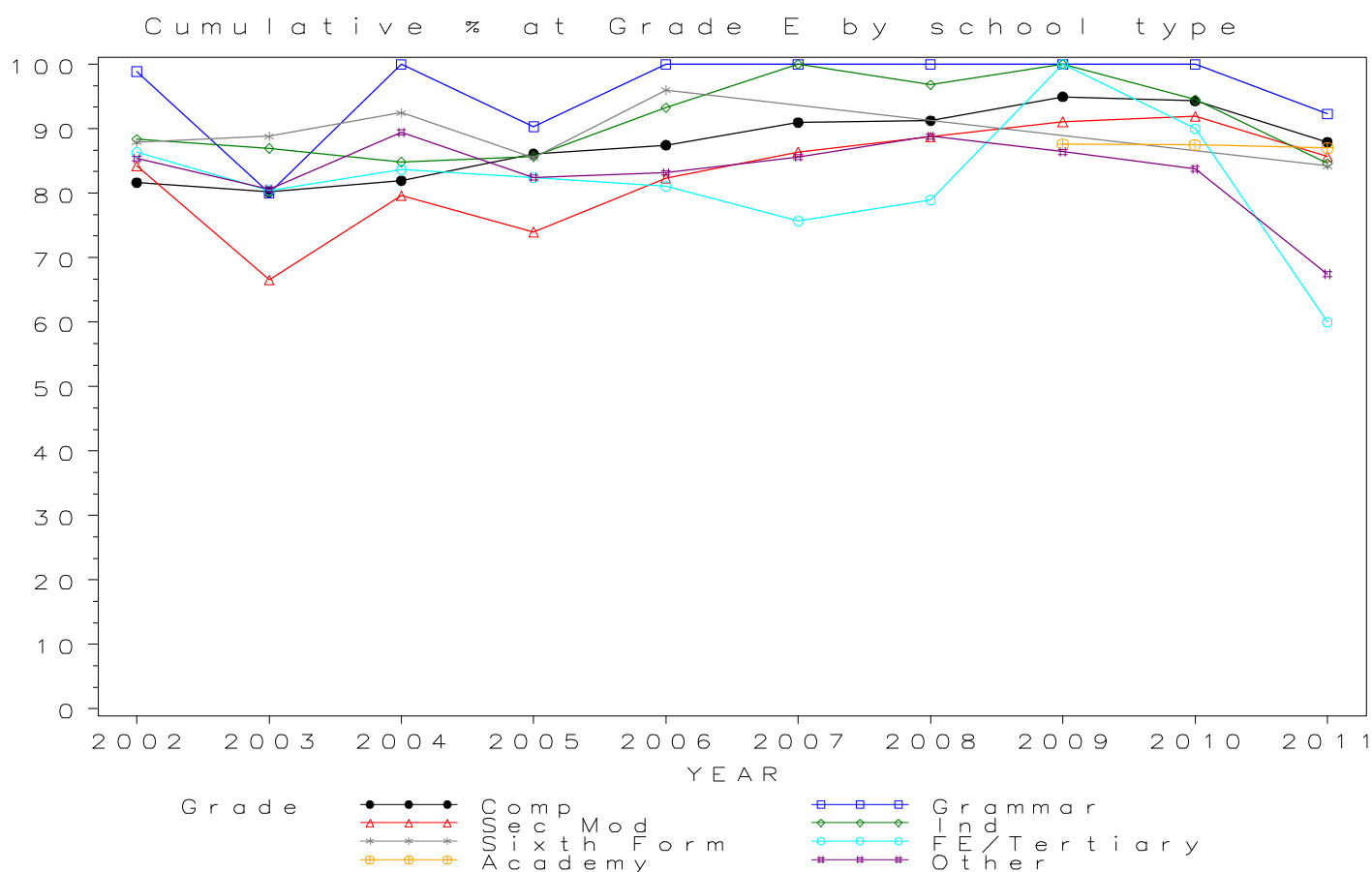


GCSE VOCATIONAL STUDIES Grade E by school type 2002- 2011 Cumulative Percentages

School type	2002	2003	2004	2005	2006	2007	2008	2009	2010	2011
Comprehensive	81.6	80.2	81.9	86.1	87.5	91.0	91.3	95.0	94.3	87.9
Grammar	98.9	80.0	100.0	90.3	100.0	100.0	100.0	100.0	100.0	92.3
Sec Mod	84.2	66.5	79.6	74.0	82.3	86.4	88.7	91.1	91.9	85.7
Independent	88.3	87.0	84.8	85.7	93.2	100.0	96.8	100.0	94.5	84.6
Sixth Form	87.9	88.8	92.5	85.5	96.0	84.2
FE/Tertiary	86.3	80.4	83.7	82.4	81.1	75.7	78.9	100.0	90.0	60.0
Academy	87.6	87.5	87.0
Other	85.4	80.6	89.4	82.5	83.2	85.6	88.8	86.4	83.7	67.4

Cumulative Numbers

School type	2002	2003	2004	2005	2006	2007	2008	2009	2010	2011
Comprehensive	14488	4414	4161	4926	6357	6971	8994	11343	13452	22463
Grammar	178	4	14	56	32	39	33	36	36	696
Sec Mod	3616	368	343	942	401	413	401	613	874	2227
Independent	462	160	123	132	179	48	183	62	121	258
Sixth Form	312	159	135	153	72	0	0	0	0	80
FE/Tertiary	783	345	261	178	154	28	15	17	9	27
Academy	303	393	4921
Other	251	179	169	221	163	143	159	178	170	263

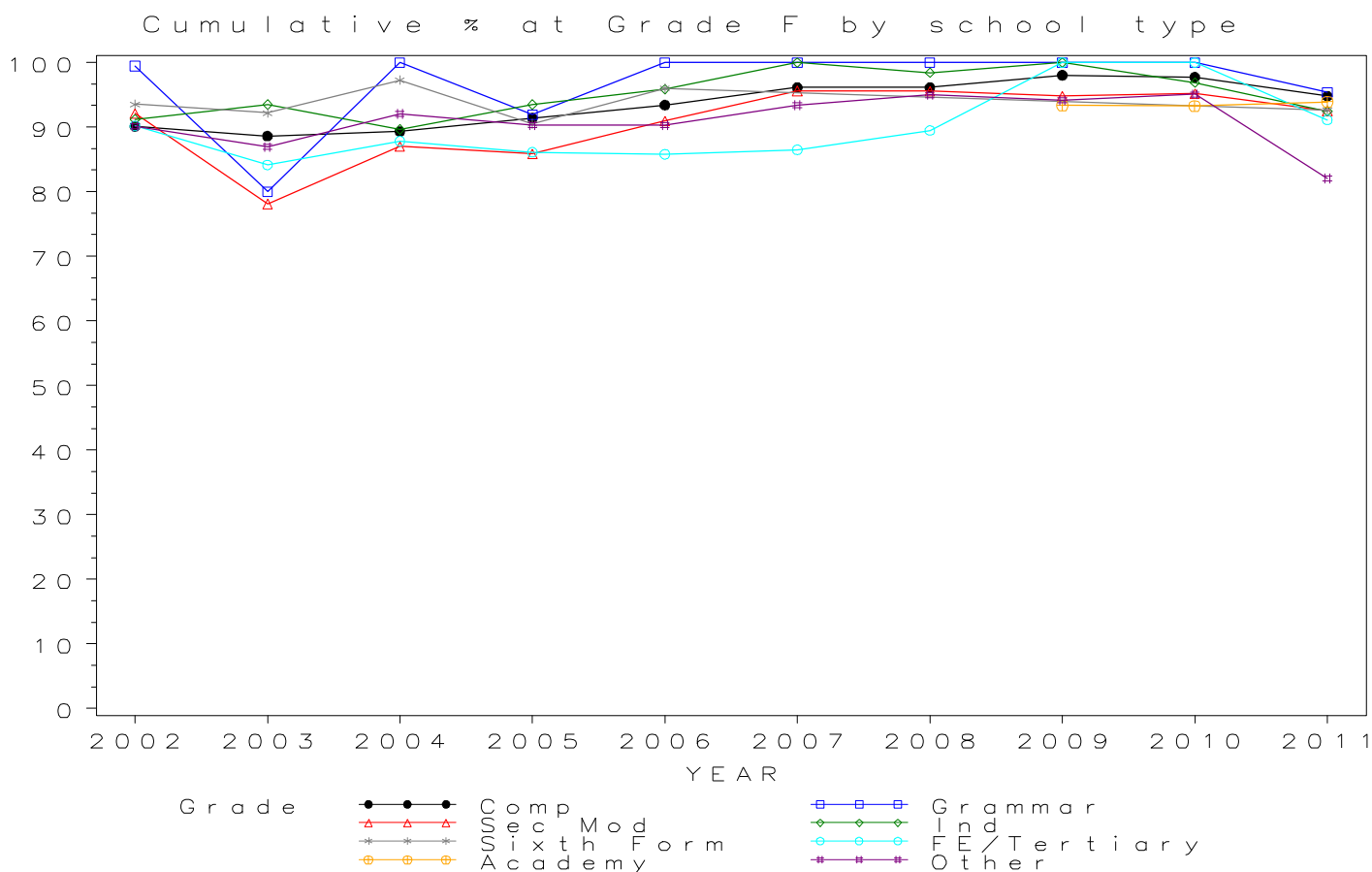


GCSE VOCATIONAL STUDIES Grade F by school type 2002- 2011 Cumulative Percentages

School type	2002	2003	2004	2005	2006	2007	2008	2009	2010	2011
Comprehensive	90.1	88.6	89.3	91.4	93.4	96.1	96.1	98.0	97.7	94.8
Grammar	99.4	80.0	100.0	91.9	100.0	100.0	100.0	100.0	100.0	95.4
Sec Mod	92.1	78.1	87.0	85.9	91.0	95.6	95.6	94.8	95.2	92.5
Independent	91.2	93.5	89.7	93.5	95.8	100.0	98.4	100.0	96.9	92.5
Sixth Form	93.5	92.2	97.3	90.5	96.0	92.6
FE/Tertiary	90.2	84.1	87.8	86.1	85.8	86.5	89.5	100.0	100.0	91.1
Academy	93.4	93.3	93.9
Other	90.1	86.9	92.1	90.3	90.3	93.4	95.0	94.2	95.1	82.1

Cumulative Numbers

School type	2002	2003	2004	2005	2006	2007	2008	2009	2010	2011
Comprehensive	15993	4877	4535	5229	6790	7367	9474	11710	13941	24220
Grammar	179	4	14	57	32	39	33	36	36	719
Sec Mod	3955	432	375	1093	443	457	432	638	905	2405
Independent	477	172	130	144	184	48	186	62	124	282
Sixth Form	332	165	142	162	72	0	0	0	0	88
FE/Tertiary	818	361	274	186	163	32	17	17	10	41
Academy	323	419	5311
Other	265	193	174	242	177	156	170	194	193	320



GCSE VOCATIONAL STUDIES Grade G by school type 2002- 2011 Cumulative Percentages

School type	2002	2003	2004	2005	2006	2007	2008	2009	2010	2011
Comprehensive	94.9	93.3	94.3	94.3	96.3	98.1	98.4	99.1	99.1	98.0
Grammar	99.4	80.0	100.0	91.9	100.0	100.0	100.0	100.0	100.0	97.3
Sec Mod	96.2	84.8	92.6	91.8	95.1	98.3	98.9	97.2	97.7	96.2
Independent	92.5	96.2	92.4	97.4	96.4	100.0	98.9	100.0	98.4	95.7
Sixth Form	96.3	93.3	97.3	94.4	96.0	96.8
FE/Tertiary	92.1	86.2	88.5	87.0	87.9	94.6	100.0	100.0	100.0	97.8
Academy	96.0	97.8	97.7
Other	91.2	91.0	93.7	94.8	93.9	97.6	97.8	96.1	99.5	89.0

Cumulative Numbers

School type	2002	2003	2004	2005	2006	2007	2008	2009	2010	2011
Comprehensive	16848	5137	4790	5398	7002	7521	9703	11834	14135	25037
Grammar	179	4	14	57	32	39	33	36	36	734
Sec Mod	4132	469	399	1168	463	470	447	654	929	2502
Independent	484	177	134	150	185	48	187	62	126	292
Sixth Form	342	167	142	169	72	0	0	0	0	92
FE/Tertiary	835	370	276	188	167	35	19	17	10	44
Academy	332	439	5526
Other	268	202	177	254	184	163	175	198	202	347

