

# GCSE Uptake and Results, by School Type 2003-2012

Source: Inter-Awarding Body Statistics

Statistics Report Series No.68

Tim Gill

October 2013

Research Division – Statistics Group  
Assessment, Research and Development  
Cambridge Assessment  
1 Regent Street, Cambridge, CB2 1GG

## ***Table of contents***

- GCSE All Candidates by School Type
- GCSE By Subject:
  - ART
  - BIOLOGY
  - BUSINESS & COMMUNICATION SYSTEMS
  - BUSINESS STUDIES
  - CHEMISTRY
  - CLASSICAL SUBJECTS
  - COMBINED SCIENCE
  - COMMUNICATION STUDIES
  - COMPUTING/INFORMATION
  - DESIGN AND TECHNOLOGY
  - DRAMA
  - ECONOMICS
  - ENGLISH<sup>1</sup>
  - ENGLISH LITERATURE
  - FRENCH
  - GENERAL STUDIES
  - GEOGRAPHY
  - GERMAN
  - HISTORY
  - HOME ECONOMICS
  - HUMANITIES
  - MATHEMATICS
  - MUSIC
  - PE/SPORT
  - PHYSICS
  - PSYCHOLOGY
  - RELIGIOUS STUDIES/EDUCATION
  - SOCIOLOGY
  - SPANISH
  - STATISTICS
  - VOCATIONAL STUDIES

NOTE: The Inter-Awarding Body Statistics are the results for all candidates, of all ages, from all centres.

---

<sup>1</sup> Including both English and English Language.

## **Introduction**

This report presents the entries and results for all GCSE subject categories in England, Northern Ireland and Wales for the years 2003 to 2012 (summer sessions only), broken down by school type. The data is compiled from the Inter-Awarding Body Statistics produced by the Joint Council for Qualifications (JCQ)<sup>2</sup>. Within each subject category there may be different specifications or indeed different qualifications: for instance, the Combined Science category includes Core Science and Additional Science. Where individual subjects are of special interest, these are presented separately: for instance, the Social Science category has been broken down into Psychology and Sociology only and the Languages category into French, German and Spanish only.

The report starts with the entries and results for all subject categories together, followed by each category (or subject) separately. For each, the data are presented in the following order:

- Table and graph of entries by school type
- Tables of the numbers and percentages of candidates achieving each grade or better, by school type
- Graph of the percentage of candidates achieving each grade or better, by school type.

It should be noted that the numbers of candidates achieving each grade or better is not in the Inter-Awarding Body Statistics, but was calculated using the percentages achieving each grade and the total number of entries. These percentages are given to one decimal place only, meaning that the number of candidates will not be entirely accurate.

This is the fourth year in which academy schools have been treated as a separate school type. These are state funded schools that are independent of local authority control, the first of which opened in 2002. Most academies were previously comprehensives, and were categorised as such in the JCQ data, up until they converted. However, until recently, once these schools converted they were categorised as independent schools. Thus they appear in this report, in year prior to 2009, in either the 'comprehensive' or 'independent' categories. From 2009, there is a separate category in the tables and graphs for 'academy' schools.

For some of the subject categorisations the percentage of candidates achieving each grade or better can appear very erratic on the graphs between years for particular school types. This is because of the low numbers of entries for these subjects in these schools.

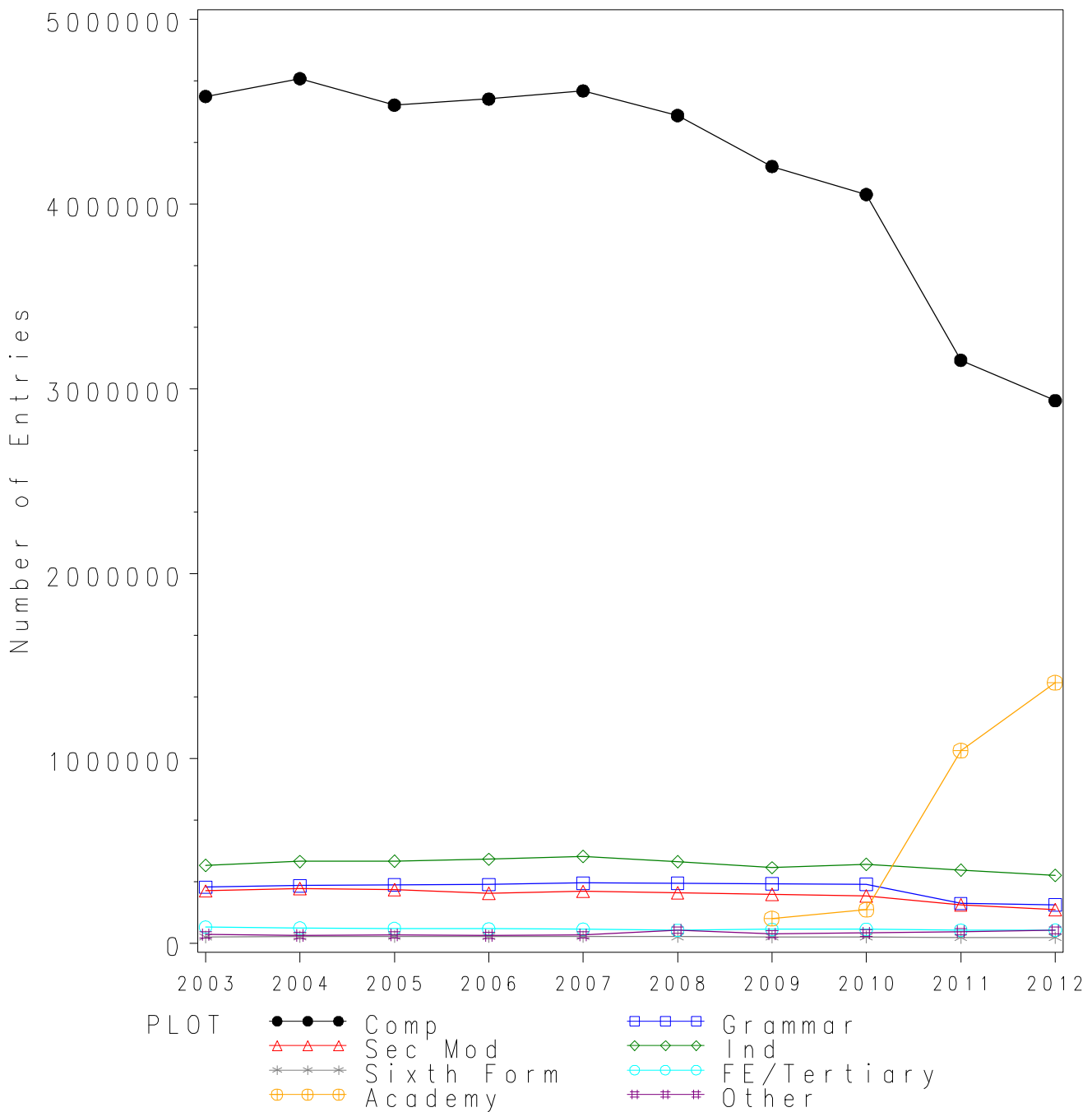
---

<sup>2</sup> See <http://www.jcq.org.uk/examination-results/gcse>. The school type categorisation was taken directly from the electronic versions of the Inter-Awarding Body Statistics provided each year to awarding bodies by the JCQ.

GCSE All Subjects Entries by school type 2003-2012

SCHTYPE	2003	2004	2005	2006	2007	2008	2009	2010	2011	2012
Comprehensive	4582403	4679107	4535316	4568459	4612182	4479465	4203503	4051803	3154769	2936099
Grammar	302804	310882	314855	317266	325154	324193	321571	318238	214893	207233
Sec Mod	283156	296051	290706	270683	280288	273332	264099	255586	206578	180927
Independent	421001	441922	444347	454115	469140	440873	408567	426241	395517	366585
Sixth Form	33532	35217	35711	36160	35330	34841	33493	33320	30802	29726
FE/Tertiary	86846	81813	79115	77210	75565	69672	74580	75170	70201	71200
Academy	.	.	.	.	.	.	133130	180555	1042119	1408105
Other	46128	42867	45355	41880	45171	69994	49418	55032	62651	69237

GCSE All Subjects Entries by school type 2003–2012



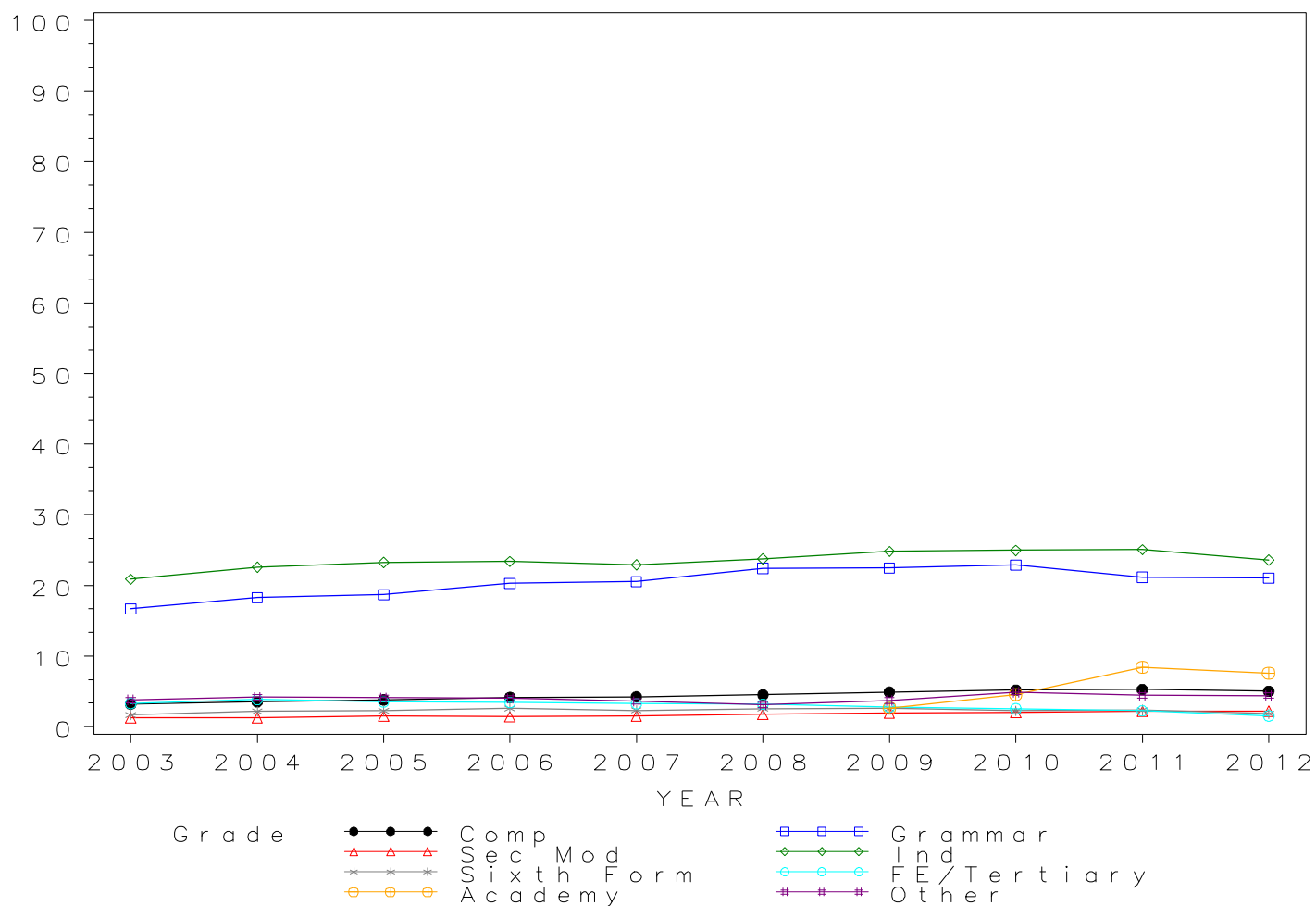
## GCSE All Subjects Grade A\* by school type 2003-2012 Cumulative Percentages

School type	2003	2004	2005	2006	2007	2008	2009	2010	2011	2012
Comprehensive	3.2	3.5	3.8	4.1	4.2	4.5	4.9	5.2	5.3	5.0
Grammar	16.7	18.3	18.7	20.3	20.5	22.4	22.5	22.9	21.2	21.1
Sec Mod	1.3	1.3	1.5	1.4	1.6	1.8	2.0	2.0	2.2	2.2
Independent	20.9	22.6	23.3	23.4	22.9	23.8	24.8	25.0	25.1	23.6
Sixth Form	1.7	2.2	2.3	2.6	2.3	2.6	2.6	2.2	2.4	1.8
FE/Tertiary	3.3	3.8	3.5	3.4	3.2	3.2	2.8	2.5	2.3	1.5
Academy	.	.	.	.	.	.	2.7	4.6	8.4	7.6
Other	3.8	4.2	4.1	4.0	3.6	3.1	3.7	4.9	4.4	4.4

### Cumulative Numbers

School type	2003	2004	2005	2006	2007	2008	2009	2010	2011	2012
Comprehensive	146952	164099	172316	189348	195882	202425	206390	210247	166778	147679
Grammar	50520	56846	58812	64310	66819	72730	72285	72877	45508	43644
Sec Mod	3600	3848	4359	3815	4360	4839	5226	5152	4494	4009
Independent	87870	99786	103456	106176	107508	104822	101393	106410	99157	86512
Sixth Form	571	768	813	948	815	894	868	749	731	541
FE/Tertiary	2864	3138	2779	2657	2454	2221	2072	1914	1596	1102
Academy	.	.	.	.	.	.	3530	8266	87588	106428
Other	1752	1787	1851	1687	1623	2158	1840	2699	2780	3051

Cumulative % at Grade A\* by school type



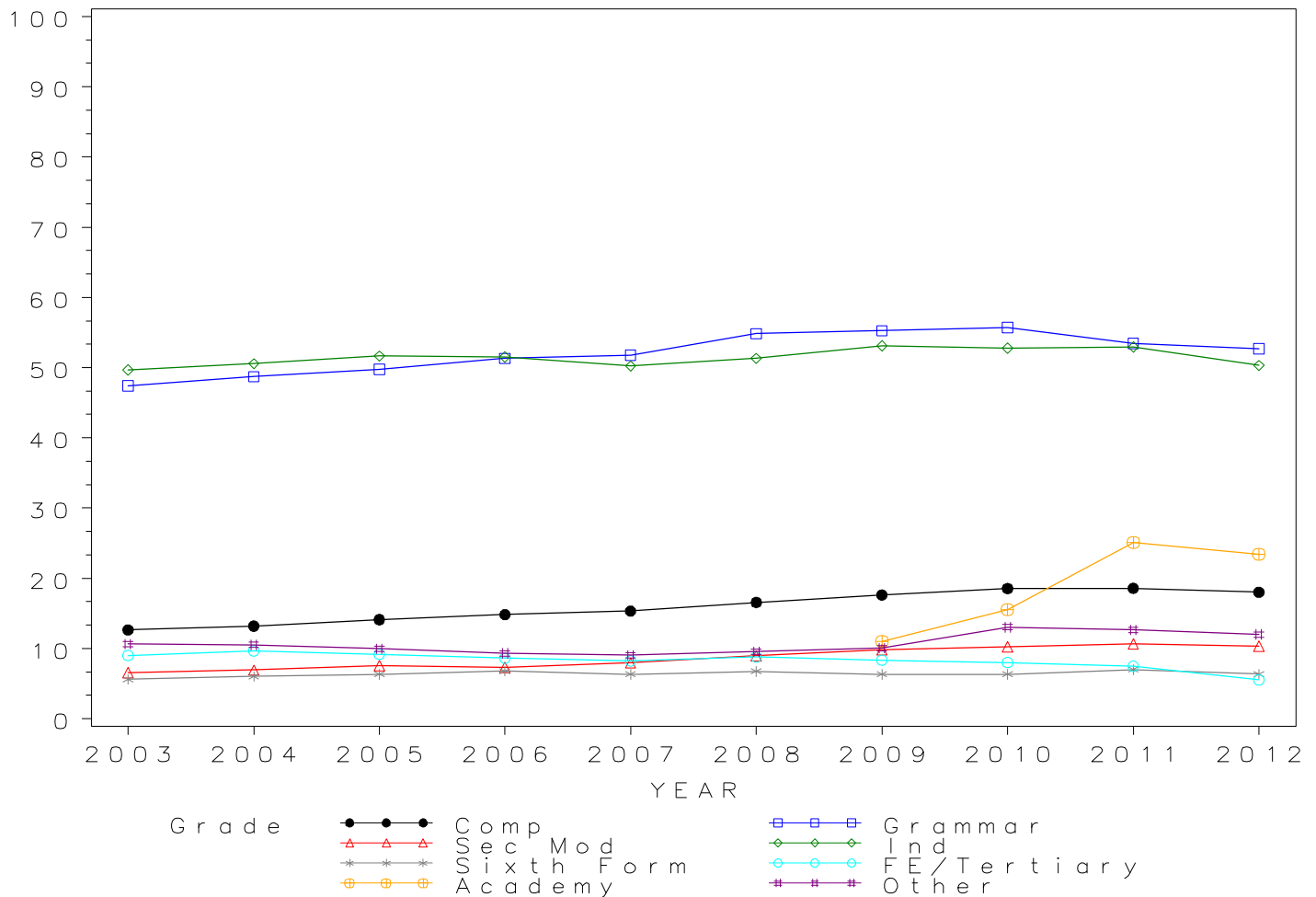
## GCSE All Subjects Grade A by school type 2003- 2012 Cumulative Percentages

School type	2003	2004	2005	2006	2007	2008	2009	2010	2011	2012
Comprehensive	12.7	13.2	14.1	14.8	15.3	16.6	17.6	18.6	18.6	18.0
Grammar	47.4	48.7	49.8	51.3	51.8	54.8	55.3	55.7	53.5	52.7
Sec Mod	6.6	6.9	7.6	7.3	8.0	9.0	9.9	10.3	10.7	10.4
Independent	49.7	50.6	51.7	51.5	50.3	51.3	53.1	52.8	52.9	50.3
Sixth Form	5.6	6.0	6.3	6.8	6.3	6.7	6.3	6.3	7.0	6.4
FE/Tertiary	9.0	9.7	9.2	8.6	8.3	8.8	8.3	8.0	7.5	5.5
Academy	.	.	.	.	.	.	11.0	15.5	25.1	23.4
Other	10.6	10.5	10.0	9.3	9.0	9.6	10.0	13.1	12.7	12.0

### Cumulative Numbers

School type	2003	2004	2005	2006	2007	2008	2009	2010	2011	2012
Comprehensive	580580	618045	640223	676980	707283	742228	741264	751849	586347	529348
Grammar	143583	151475	156671	162892	168402	177780	177707	177394	114865	109255
Sec Mod	18582	20556	22005	19845	22310	24557	26016	26227	22047	18735
Independent	209120	223537	229593	233947	235746	226349	217062	225049	209395	184472
Sixth Form	1888	2126	2262	2457	2235	2350	2121	2110	2160	1889
FE/Tertiary	7834	7924	7269	6657	6239	6140	6226	6024	5256	3945
Academy	.	.	.	.	.	.	14654	28059	261506	329815
Other	4900	4513	4531	3912	4082	6697	4966	7183	7927	8324

Cumulative % at Grade A by school type



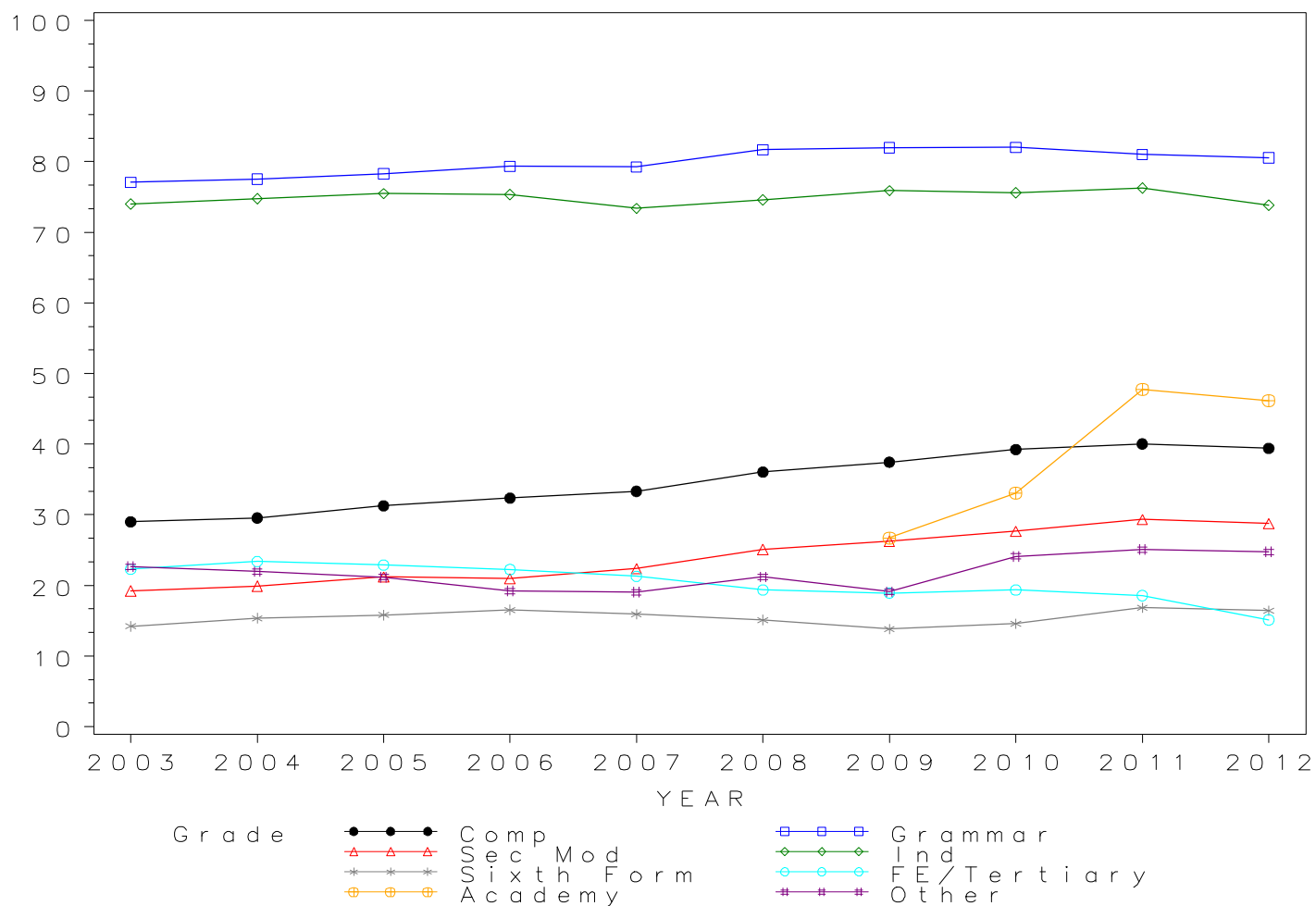
## GCSE All Subjects Grade B by school type 2003- 2012 Cumulative Percentages

School type	2003	2004	2005	2006	2007	2008	2009	2010	2011	2012
Comprehensive	29.0	29.5	31.3	32.4	33.3	36.1	37.5	39.2	40.0	39.4
Grammar	77.1	77.5	78.3	79.3	79.3	81.7	82.0	82.0	81.0	80.6
Sec Mod	19.2	19.9	21.2	21.0	22.4	25.1	26.3	27.7	29.3	28.7
Independent	74.0	74.7	75.5	75.4	73.4	74.6	75.9	75.6	76.3	73.8
Sixth Form	14.2	15.4	15.8	16.5	15.9	15.1	13.8	14.6	16.9	16.4
FE/Tertiary	22.3	23.4	22.9	22.3	21.3	19.4	18.9	19.3	18.6	15.1
Academy	.	.	.	.	.	.	26.7	33.1	47.7	46.1
Other	22.7	22.0	21.2	19.2	19.1	21.2	19.1	24.1	25.1	24.8

### Cumulative Numbers

School type	2003	2004	2005	2006	2007	2008	2009	2010	2011	2012
Comprehensive	1328904	1382614	1417878	1479082	1537016	1615745	1574504	1590189	1263055	1157731
Grammar	233332	241046	246558	251658	257685	264834	263632	261083	174102	166933
Sec Mod	54446	58917	61657	56783	62753	68635	69380	70724	60583	52014
Independent	311642	330329	335378	342192	344329	328866	310080	322266	301675	270666
Sixth Form	4769	5410	5649	5979	5633	5269	4631	4864	5194	4879
FE/Tertiary	19354	19134	18103	17191	16090	13500	14114	14542	13042	10773
Academy	.	.	.	.	.	.	35590	59685	497284	649828
Other	10461	9421	9610	8056	8612	14847	9454	13276	15730	17141

Cumulative % at Grade B by school type



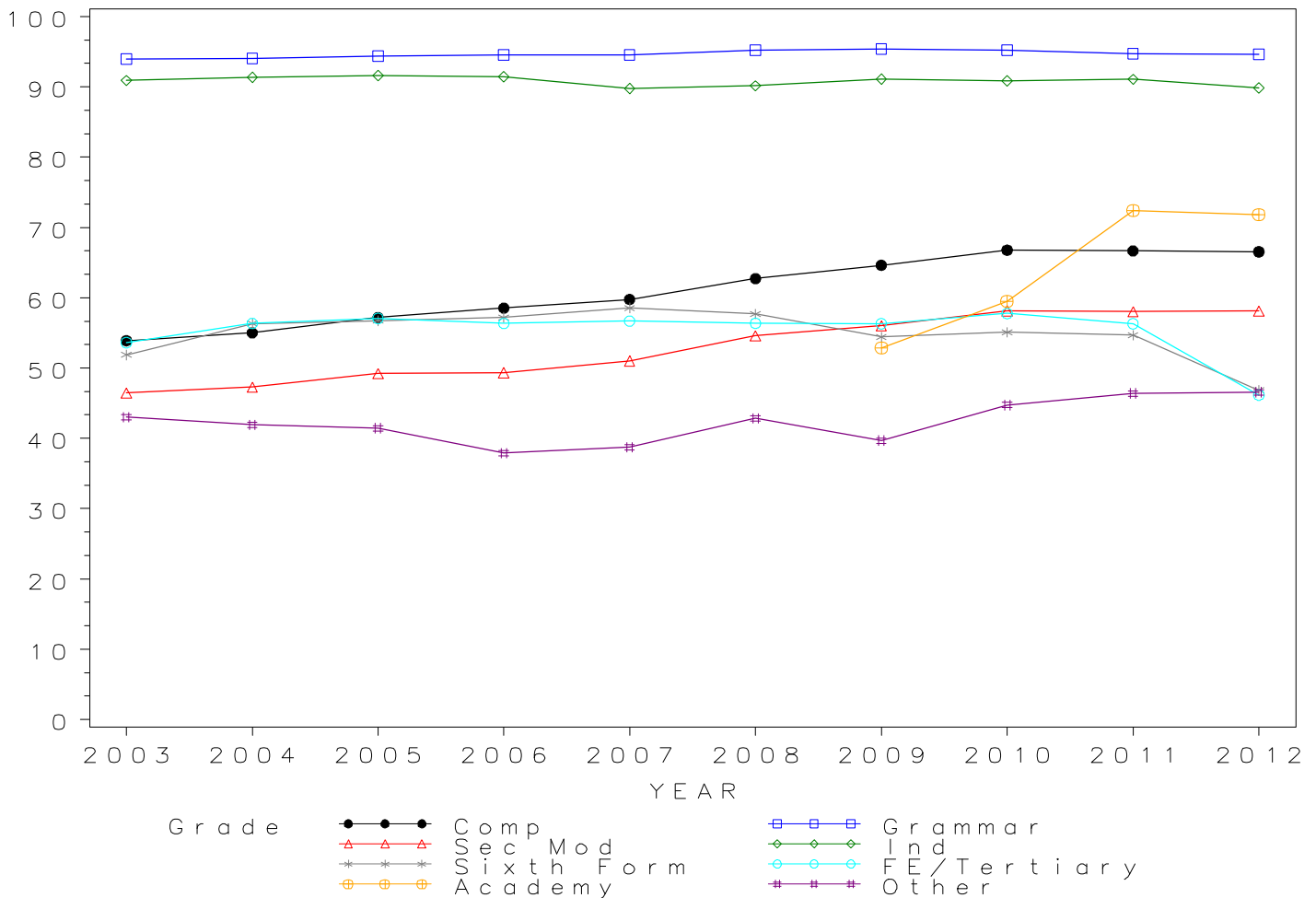
## GCSE All Subjects Grade C by school type 2003- 2012 Cumulative Percentages

School type	2003	2004	2005	2006	2007	2008	2009	2010	2011	2012
Comprehensive	53.9	55.0	57.2	58.5	59.8	62.7	64.6	66.8	66.7	66.5
Grammar	94.0	94.0	94.4	94.6	94.6	95.2	95.4	95.2	94.7	94.7
Sec Mod	46.4	47.3	49.2	49.4	51.0	54.6	56.0	58.2	58.0	58.1
Independent	90.9	91.4	91.6	91.5	89.8	90.2	91.1	90.8	91.1	89.9
Sixth Form	51.9	56.3	56.7	57.2	58.6	57.7	54.4	55.1	54.7	46.8
FE/Tertiary	53.6	56.4	57.1	56.4	56.7	56.4	56.3	57.8	56.3	46.2
Academy	.	.	.	.	.	.	52.9	59.5	72.4	71.8
Other	43.0	41.9	41.5	37.9	38.7	42.9	39.7	44.8	46.4	46.6

### Cumulative Numbers

School type	2003	2004	2005	2006	2007	2008	2009	2010	2011	2012
Comprehensive	2469784	2574778	2594270	2673936	2756505	2809929	2716761	2705900	2103529	1953857
Grammar	284521	292355	297221	300010	307467	308726	306762	303033	203585	196169
Sec Mod	131519	140074	143044	133605	143068	149261	147972	148662	119853	105180
Independent	382759	403804	407139	415408	421266	397559	372208	387230	360211	329470
Sixth Form	17397	19837	20263	20695	20691	20105	18234	18355	16843	13924
FE/Tertiary	46577	46117	45144	43521	42849	39278	42000	43418	39536	32876
Academy	.	.	.	.	.	.	70363	107365	754615	1011015
Other	19848	17966	18806	15877	17497	29994	19617	24630	29075	32250

Cumulative % at Grade C by school type





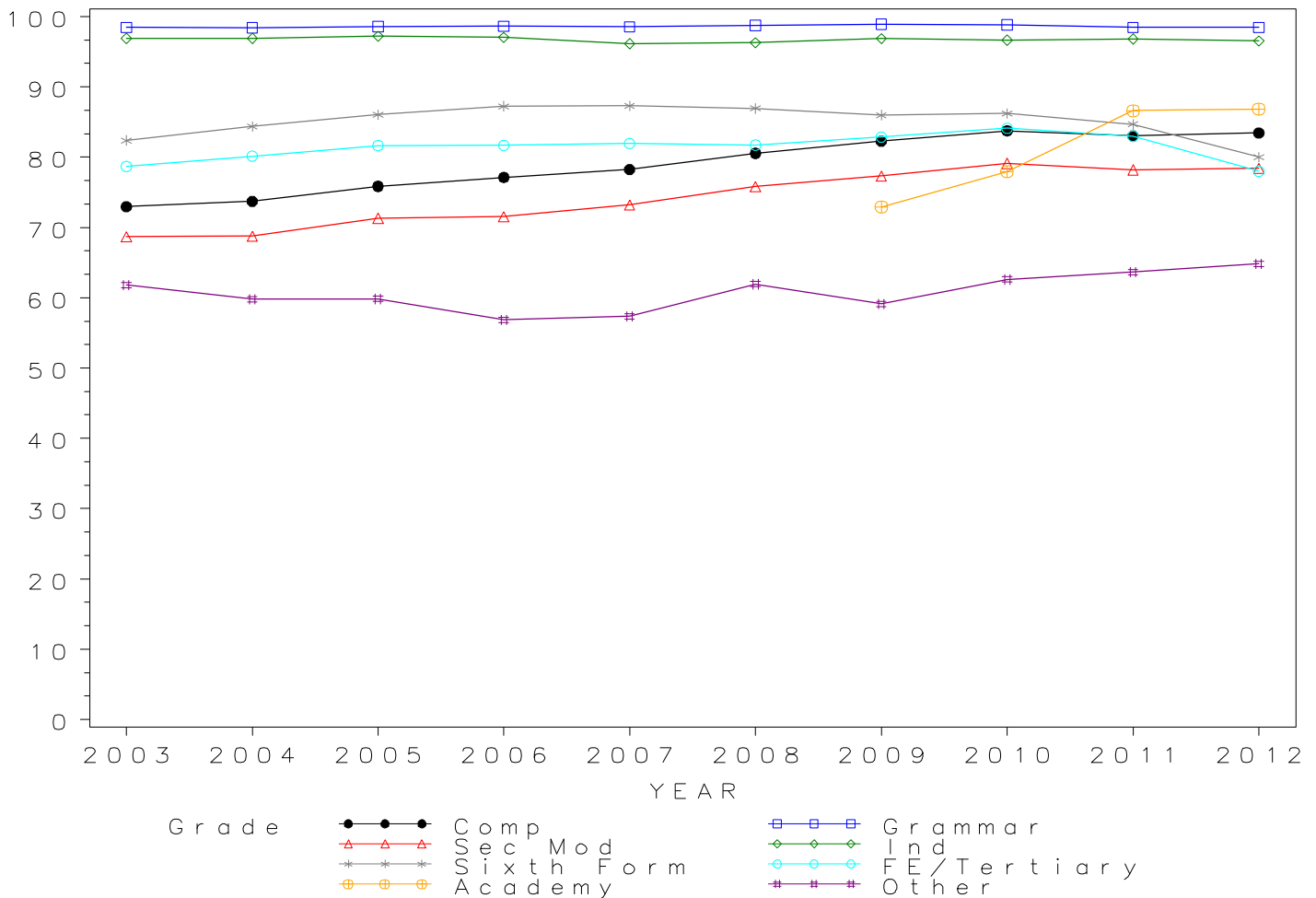
## GCSE All Subjects Grade D by school type 2003- 2012 Cumulative Percentages

School type	2003	2004	2005	2006	2007	2008	2009	2010	2011	2012
Comprehensive	72.9	73.7	75.9	77.1	78.3	80.6	82.3	83.8	83.0	83.5
Grammar	98.5	98.4	98.6	98.6	98.5	98.8	98.9	98.8	98.4	98.5
Sec Mod	68.7	68.8	71.3	71.5	73.2	75.8	77.3	79.1	78.2	78.4
Independent	96.9	96.9	97.2	97.0	96.1	96.3	96.9	96.7	96.8	96.5
Sixth Form	82.4	84.4	86.0	87.3	87.3	86.9	86.0	86.2	84.7	80.0
FE/Tertiary	78.7	80.2	81.7	81.7	82.0	81.7	82.9	84.1	83.0	78.0
Academy	.	.	.	.	.	.	72.9	77.9	86.6	86.8
Other	61.8	59.8	59.8	56.9	57.4	61.9	59.1	62.6	63.6	64.8

### Cumulative Numbers

School type	2003	2004	2005	2006	2007	2008	2009	2010	2011	2012
Comprehensive	3342767	3449219	3440300	3523541	3609234	3608569	3458150	3393714	2619049	2450346
Grammar	298155	305964	310364	312860	320439	320164	318071	314494	211559	204039
Sec Mod	194464	203619	207364	193626	205209	207269	204159	202185	161511	141879
Independent	408025	428299	431826	440697	451037	424392	395797	411965	382910	353839
Sixth Form	27623	29708	30722	31554	30840	30291	28801	28721	26079	23789
FE/Tertiary	68343	65575	64602	63070	61932	56938	61807	63234	58255	55535
Academy	.	.	.	.	.	.	97041	140718	902745	1222680
Other	28510	25639	27141	23813	25917	43359	29218	34453	39877	44891

Cumulative % at Grade D by school type

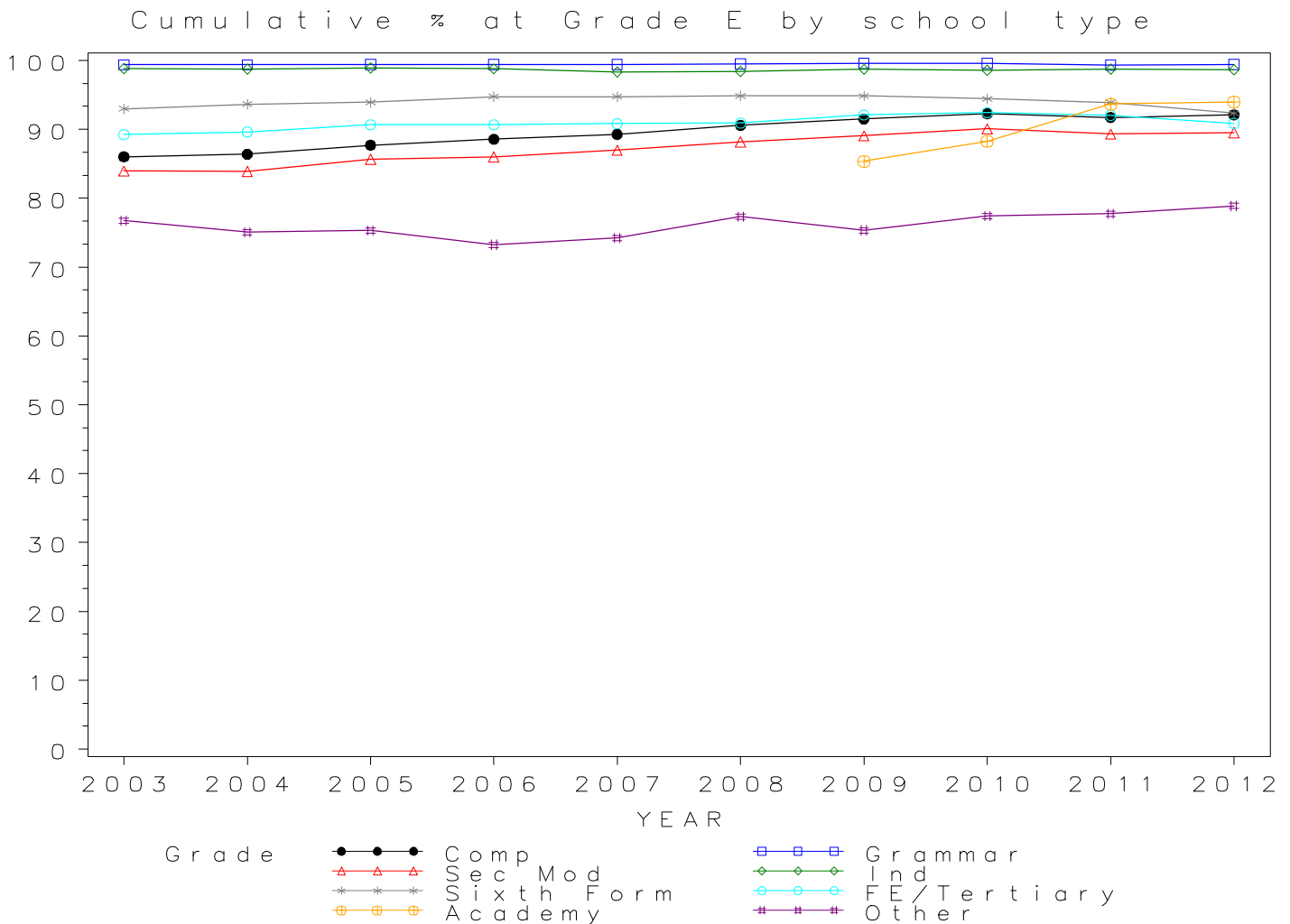


## GCSE All Subjects Grade E by school type 2003- 2012 Cumulative Percentages

School type	2003	2004	2005	2006	2007	2008	2009	2010	2011	2012
Comprehensive	86.0	86.4	87.7	88.6	89.3	90.6	91.5	92.3	91.7	92.1
Grammar	99.4	99.4	99.4	99.4	99.4	99.5	99.6	99.6	99.3	99.4
Sec Mod	83.9	83.9	85.7	86.0	87.0	88.2	89.1	90.1	89.3	89.5
Independent	98.8	98.8	98.9	98.8	98.3	98.4	98.7	98.6	98.7	98.7
Sixth Form	93.0	93.7	93.9	94.7	94.7	94.9	94.8	94.4	93.9	92.3
FE/Tertiary	89.3	89.6	90.7	90.7	90.8	90.9	92.1	92.4	92.0	90.9
Academy	.	.	.	.	.	.	85.4	88.3	93.7	94.0
Other	76.7	75.1	75.3	73.2	74.2	77.3	75.4	77.4	77.8	78.9

### Cumulative Numbers

School type	2003	2004	2005	2006	2007	2008	2009	2010	2011	2012
Comprehensive	3941774	4041278	3977497	4046263	4117222	4056603	3846977	3739576	2893818	2704533
Grammar	300917	308929	313013	315501	323239	322579	320265	316878	213464	206067
Sec Mod	237687	248413	249051	232782	243788	241010	235227	230173	184544	161994
Independent	416155	436420	439514	448705	461376	433869	403358	420174	390519	361763
Sixth Form	31177	32982	33550	34254	33474	33062	31764	31465	28921	27450
FE/Tertiary	77512	73323	71731	69995	68623	63346	68694	69458	64616	64701
Academy	.	.	.	.	.	.	113641	159371	976182	1323525
Other	35393	32172	34160	30674	33520	54120	37237	42599	48715	54614

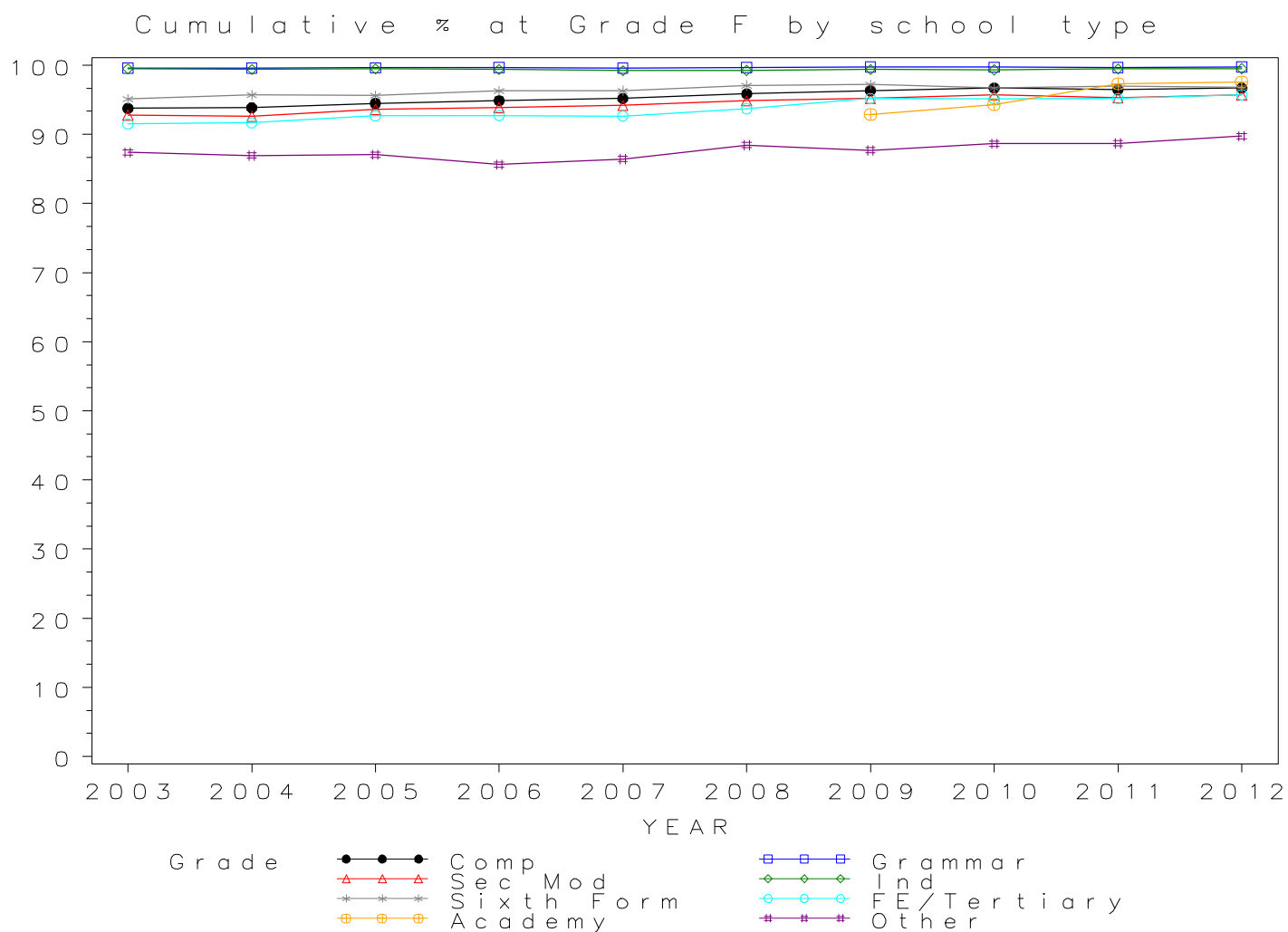


## GCSE All Subjects Grade F by school type 2003- 2012 Cumulative Percentages

School type	2003	2004	2005	2006	2007	2008	2009	2010	2011	2012
Comprehensive	93.7	93.8	94.5	94.9	95.2	95.8	96.3	96.7	96.5	96.7
Grammar	99.6	99.6	99.6	99.7	99.6	99.7	99.8	99.7	99.7	99.8
Sec Mod	92.8	92.6	93.6	93.9	94.2	94.9	95.2	95.7	95.3	95.7
Independent	99.5	99.4	99.5	99.4	99.2	99.2	99.4	99.4	99.5	99.5
Sixth Form	95.1	95.7	95.6	96.3	96.3	97.1	97.2	96.7	97.0	96.8
FE/Tertiary	91.5	91.7	92.7	92.7	92.7	93.7	95.2	95.2	95.2	95.7
Academy	.	.	.	.	.	.	92.9	94.3	97.3	97.6
Other	87.4	86.9	87.0	85.6	86.4	88.4	87.7	88.6	88.7	89.7

### Cumulative Numbers

School type	2003	2004	2005	2006	2007	2008	2009	2010	2011	2012
Comprehensive	4295952	4391328	4285096	4334735	4389373	4293153	4049084	3918222	3043271	2839019
Grammar	301597	309604	313644	316204	323873	323180	320777	317395	214195	206731
Sec Mod	262788	274278	272219	254140	263978	259291	251462	244667	196887	173113
Independent	418737	439259	442018	451362	465415	437550	406095	423493	393408	364776
Sixth Form	31886	33695	34138	34813	34024	33819	32560	32229	29864	28784
FE/Tertiary	79471	74998	73313	71599	70011	65303	70999	71533	66832	68156
Academy	.	.	.	.	.	.	123674	170287	1014100	1374032
Other	40304	37271	39480	35868	39043	61905	43332	48785	55576	62128



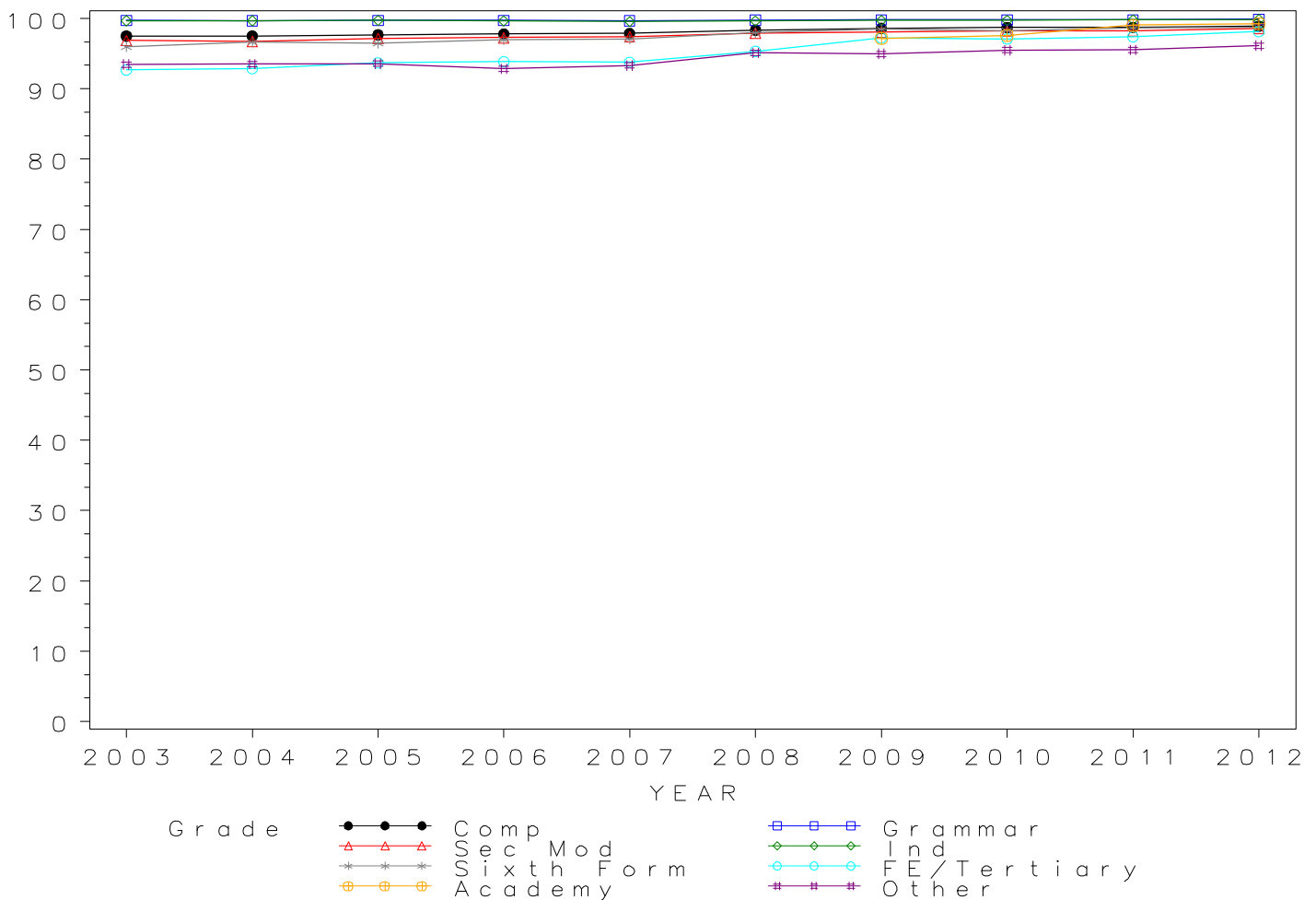
## GCSE All Subjects Grade G by school type 2003- 2012 Cumulative Percentages

School type	2003	2004	2005	2006	2007	2008	2009	2010	2011	2012
Comprehensive	97.5	97.5	97.7	97.8	97.9	98.3	98.6	98.7	98.7	98.9
Grammar	99.7	99.7	99.7	99.7	99.7	99.8	99.8	99.8	99.8	99.9
Sec Mod	96.9	96.7	97.1	97.3	97.4	97.9	98.1	98.2	98.2	98.6
Independent	99.7	99.7	99.7	99.7	99.6	99.6	99.7	99.7	99.8	99.8
Sixth Form	95.9	96.6	96.5	97.0	97.0	98.0	98.4	98.3	98.6	98.7
FE/Tertiary	92.7	92.9	93.7	93.8	93.8	95.3	97.2	97.1	97.4	98.1
Academy	.	.	.	.	.	.	97.1	97.6	99.0	99.2
Other	93.5	93.5	93.6	92.8	93.3	95.1	95.0	95.5	95.5	96.1

### Cumulative Numbers

School type	2003	2004	2005	2006	2007	2008	2009	2010	2011	2012
Comprehensive	4467725	4562175	4429678	4467536	4514740	4404983	4143743	3999549	3114818	2903987
Grammar	301903	309919	313924	316389	324162	323468	320932	317625	214492	206993
Sec Mod	274297	286400	282417	263280	273054	267588	259081	251042	202917	178364
Independent	419642	440397	443025	452542	467122	439285	407357	424965	394700	366011
Sixth Form	32167	34026	34446	35067	34276	34134	32973	32740	30375	29350
FE/Tertiary	80490	75984	74127	72458	70864	66407	72522	72987	68371	69872
Academy	.	.	.	.	.	.	129327	176167	1032008	1397118
Other	43107	40079	42432	38877	42146	66572	46935	52551	59841	66560

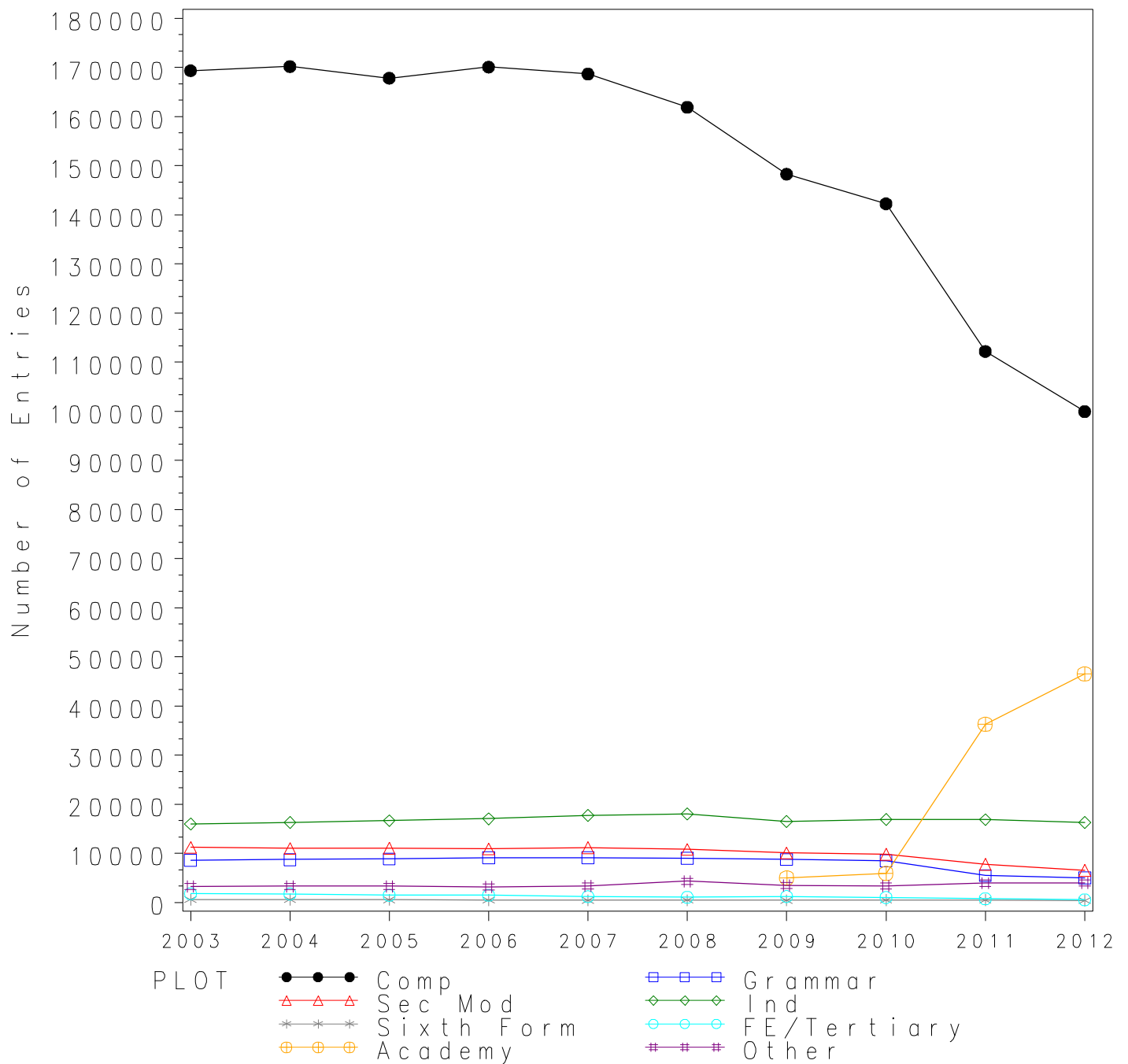
Cumulative % at Grade G by school type



## Numbers of GCSE entries in ART by school type 2003- 2012

School type	2003	2004	2005	2006	2007	2008	2009	2010	2011	2012
Comprehensive	169376	170209	167841	170104	168677	161915	148291	142288	112196	99952
Grammar	8597	8733	8858	9127	9117	8981	8751	8490	5471	5011
Sec Mod	11205	11014	11056	10899	11166	10815	10080	9823	7776	6543
Independent	15950	16292	16661	17047	17736	18058	16487	16877	16854	16302
Sixth Form	610	617	545	481	448	449	440	498	481	386
FE/Tertiary	1777	1726	1447	1468	1192	1069	1211	1008	757	543
Academy	.	.	.	.	.	.	4969	5917	36279	46571
Other	3234	3299	3294	3135	3378	4318	3470	3366	3935	3970

### GCSE ART Entries by school type 2003–2012



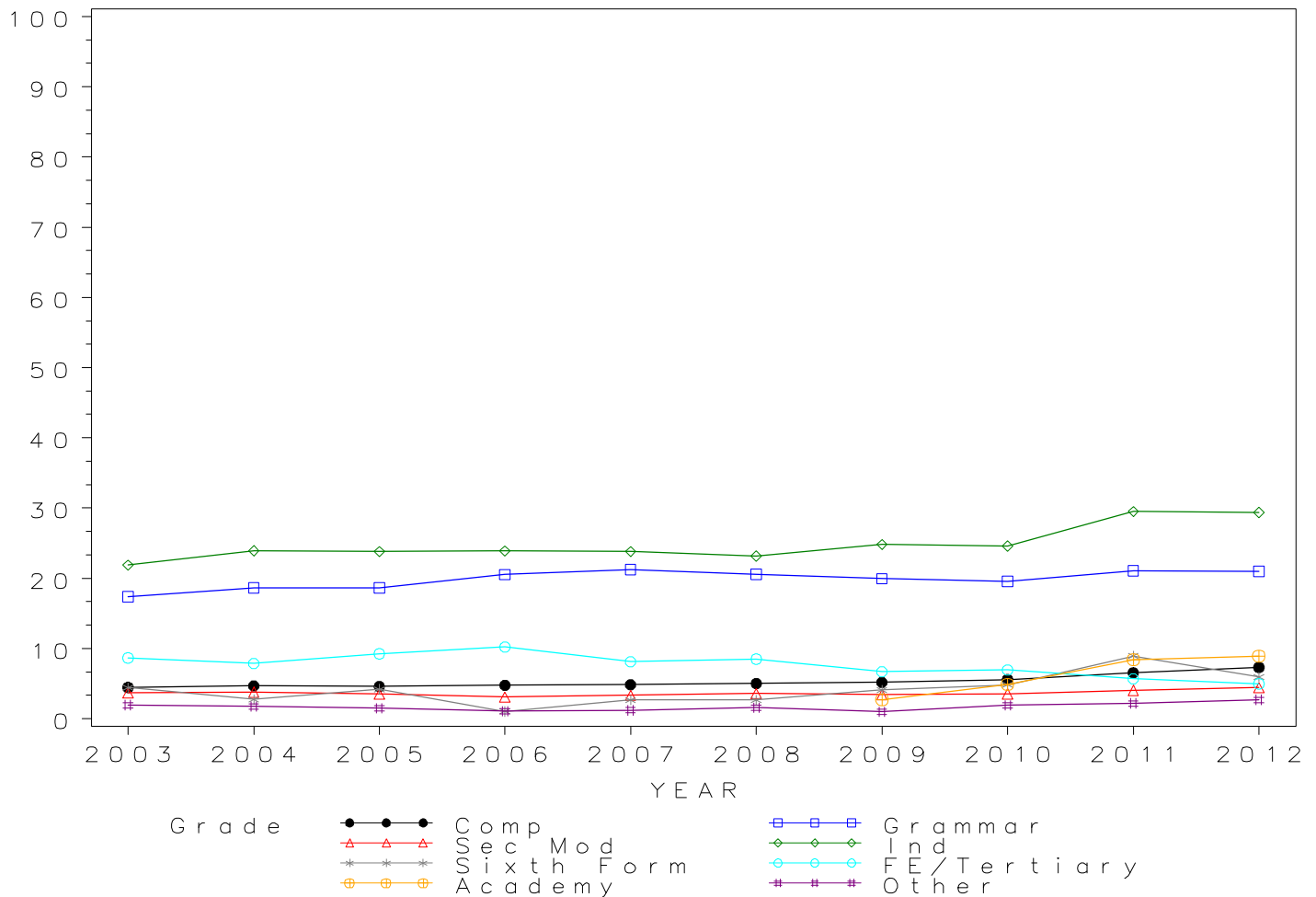
*GCSE ART Grade A\* by school type 2003- 2012  
Cumulative Percentages*

School type	2003	2004	2005	2006	2007	2008	2009	2010	2011	2012
Comprehensive	4.5	4.7	4.6	4.8	4.9	5.0	5.2	5.6	6.6	7.3
Grammar	17.4	18.7	18.6	20.5	21.2	20.6	20.0	19.6	21.1	21.0
Sec Mod	3.7	3.8	3.5	3.1	3.4	3.6	3.5	3.6	4.1	4.4
Independent	21.9	24.0	23.8	23.9	23.8	23.2	24.8	24.6	29.5	29.4
Sixth Form	4.4	2.8	4.2	1.0	2.7	2.7	4.1	4.8	8.9	6.0
FE/Tertiary	8.7	7.9	9.3	10.2	8.1	8.5	6.7	6.9	5.7	5.0
Academy	.	.	.	.	.	.	2.7	4.9	8.4	8.9
Other	1.9	1.8	1.5	1.1	1.2	1.6	1.0	1.9	2.2	2.7

*Cumulative Numbers*

School type	2003	2004	2005	2006	2007	2008	2009	2010	2011	2012
Comprehensive	7567	7948	7698	8118	8193	8147	7669	7942	7357	7314
Grammar	1496	1630	1652	1873	1936	1849	1746	1662	1153	1053
Sec Mod	414	418	387	337	375	387	351	349	315	289
Independent	3490	3903	3965	4074	4221	4189	4089	4152	4972	4793
Sixth Form	27	17	23	5	12	12	18	24	43	23
FE/Tertiary	154	136	134	150	97	91	81	70	43	27
Academy	.	.	.	.	.	.	134	290	3047	4145
Other	63	58	49	34	41	69	35	64	87	107

Cumulative % at Grade A\* by school type



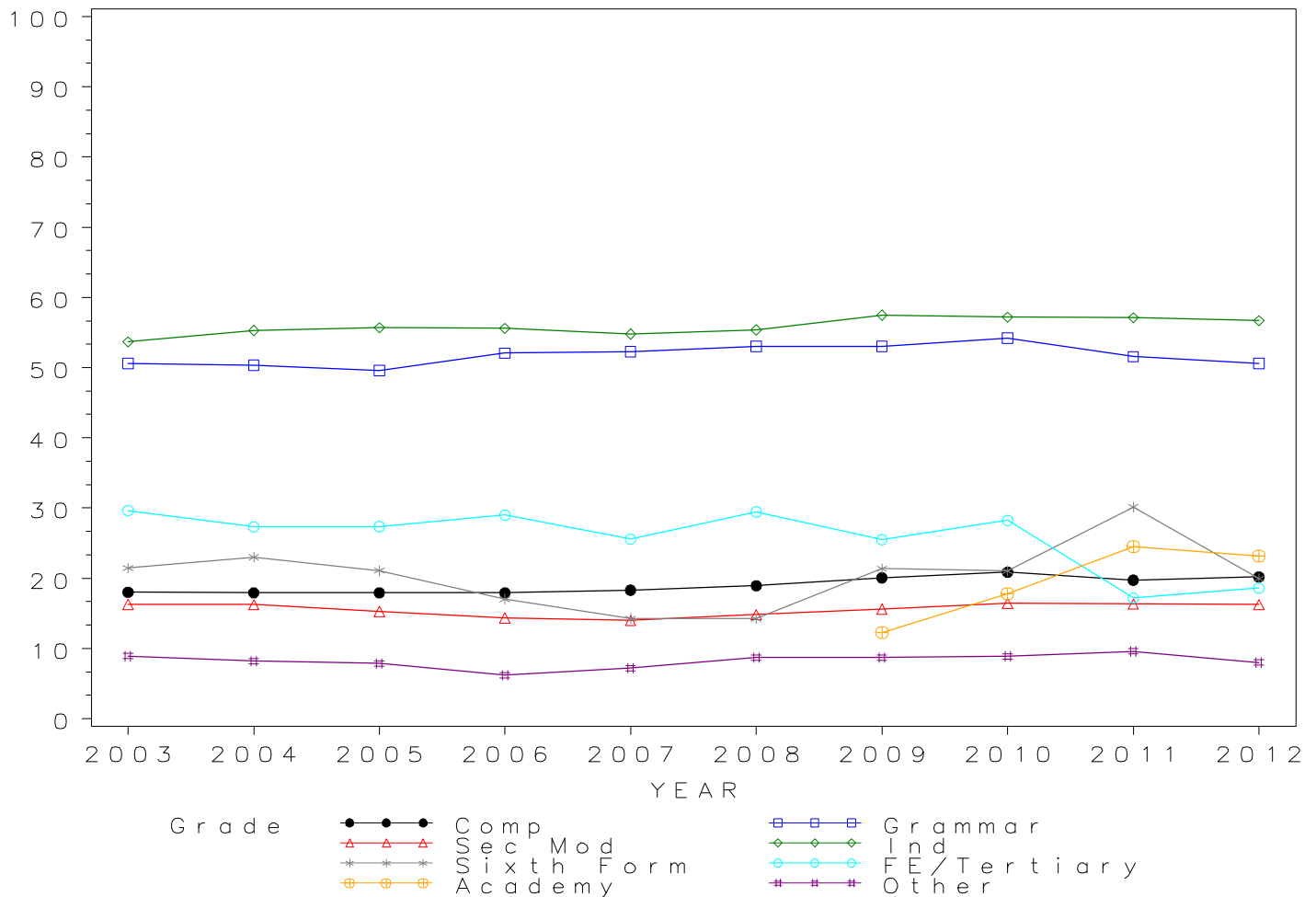
*GCSE ART Grade A by school type 2003- 2012  
Cumulative Percentages*

School type	2003	2004	2005	2006	2007	2008	2009	2010	2011	2012
Comprehensive	18.0	18.0	17.9	17.9	18.3	19.0	20.1	20.9	19.7	20.2
Grammar	50.6	50.3	49.6	52.1	52.3	53.0	53.0	54.2	51.6	50.6
Sec Mod	16.3	16.3	15.3	14.4	14.0	14.8	15.6	16.4	16.4	16.2
Independent	53.7	55.3	55.7	55.6	54.8	55.4	57.5	57.2	57.1	56.7
Sixth Form	21.5	23.0	21.1	17.0	14.3	14.3	21.4	21.1	30.1	19.9
FE/Tertiary	29.7	27.3	27.4	29.0	25.6	29.5	25.5	28.3	17.2	18.6
Academy	.	.	.	.	.	.	12.3	17.8	24.5	23.2
Other	8.9	8.2	7.9	6.2	7.2	8.7	8.7	8.9	9.6	8.0

*Cumulative Numbers*

School type	2003	2004	2005	2006	2007	2008	2009	2010	2011	2012
Comprehensive	30517	30562	30104	30496	30893	30705	29786	29701	22150	20207
Grammar	4350	4397	4392	4752	4768	4762	4641	4603	2822	2536
Sec Mod	1825	1790	1693	1566	1563	1605	1576	1612	1272	1063
Independent	8561	9007	9280	9478	9719	10004	9480	9654	9624	9243
Sixth Form	131	142	115	82	64	64	94	105	145	77
FE/Tertiary	527	472	396	426	305	315	309	285	130	101
Academy	.	.	.	.	.	.	611	1053	8888	10804
Other	289	271	260	194	243	376	302	300	378	318

Cumulative % at Grade A by school type



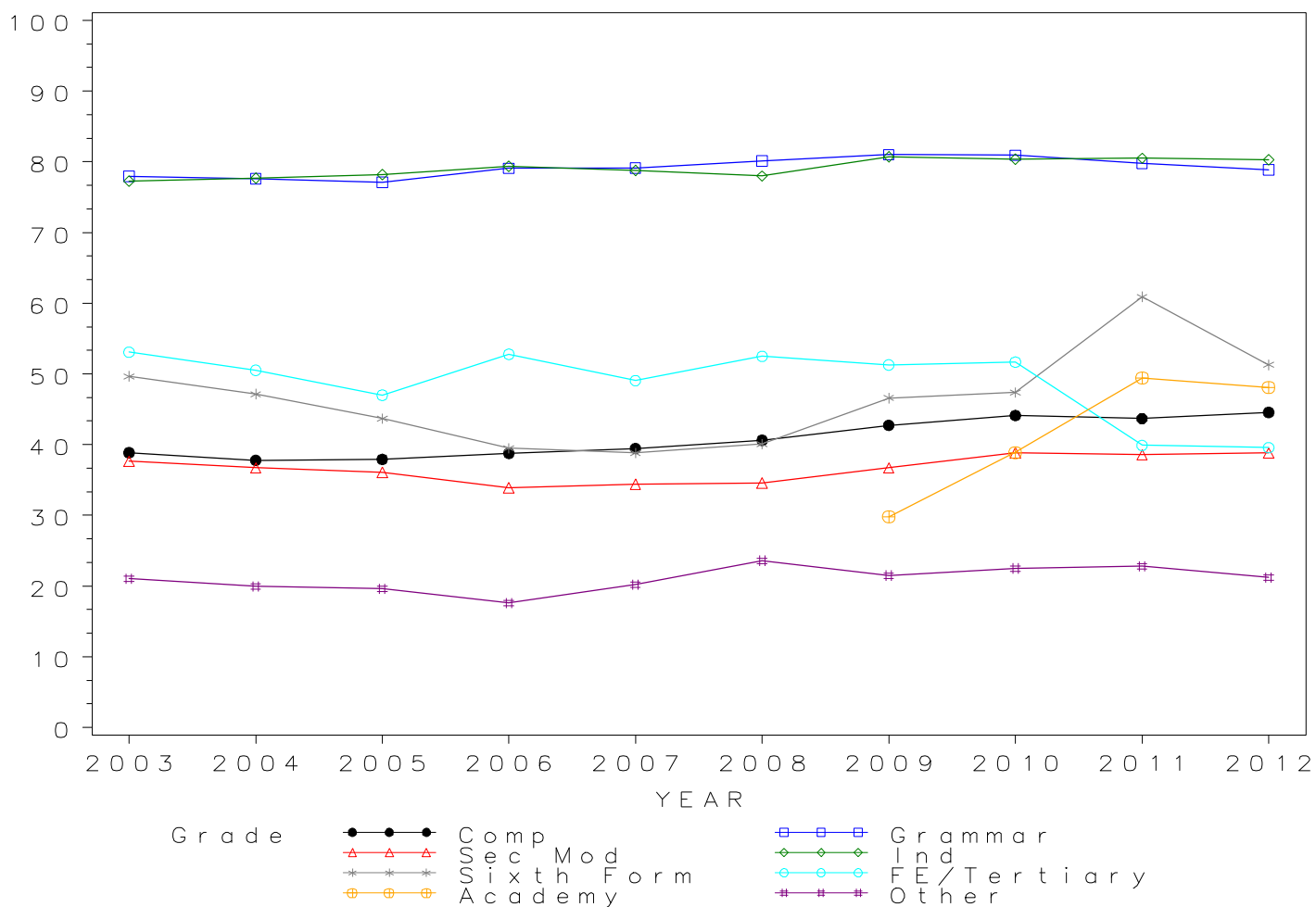
*GCSE ART Grade B by school type 2003- 2012  
Cumulative Percentages*

School type	2003	2004	2005	2006	2007	2008	2009	2010	2011	2012
Comprehensive	38.9	37.8	37.9	38.8	39.5	40.6	42.7	44.1	43.7	44.6
Grammar	77.9	77.6	77.1	79.1	79.1	80.1	81.0	80.9	79.8	78.9
Sec Mod	37.7	36.7	36.1	33.9	34.4	34.6	36.7	38.8	38.6	38.8
Independent	77.3	77.7	78.2	79.4	78.8	78.0	80.7	80.4	80.5	80.3
Sixth Form	49.7	47.2	43.7	39.5	38.8	40.1	46.6	47.4	60.9	51.3
FE/Tertiary	53.1	50.5	47.0	52.8	49.1	52.5	51.3	51.7	39.9	39.6
Academy	.	.	.	.	.	.	29.8	38.9	49.4	48.1
Other	21.0	19.9	19.6	17.6	20.2	23.6	21.5	22.5	22.8	21.2

*Cumulative Numbers*

School type	2003	2004	2005	2006	2007	2008	2009	2010	2011	2012
Comprehensive	65829	64319	63656	65943	66582	65773	63374	62794	49014	44547
Grammar	6701	6777	6832	7219	7213	7195	7089	6871	4365	3953
Sec Mod	4219	4046	3991	3695	3845	3739	3702	3816	2998	2539
Independent	12329	12661	13029	13535	13976	14085	13305	13569	13567	13091
Sixth Form	303	291	238	190	174	180	205	236	293	198
FE/Tertiary	943	872	680	775	585	561	621	521	302	215
Academy	.	.	.	.	.	.	1481	2302	17922	22401
Other	680	658	646	552	682	1019	746	757	897	842

Cumulative % at Grade B by school type





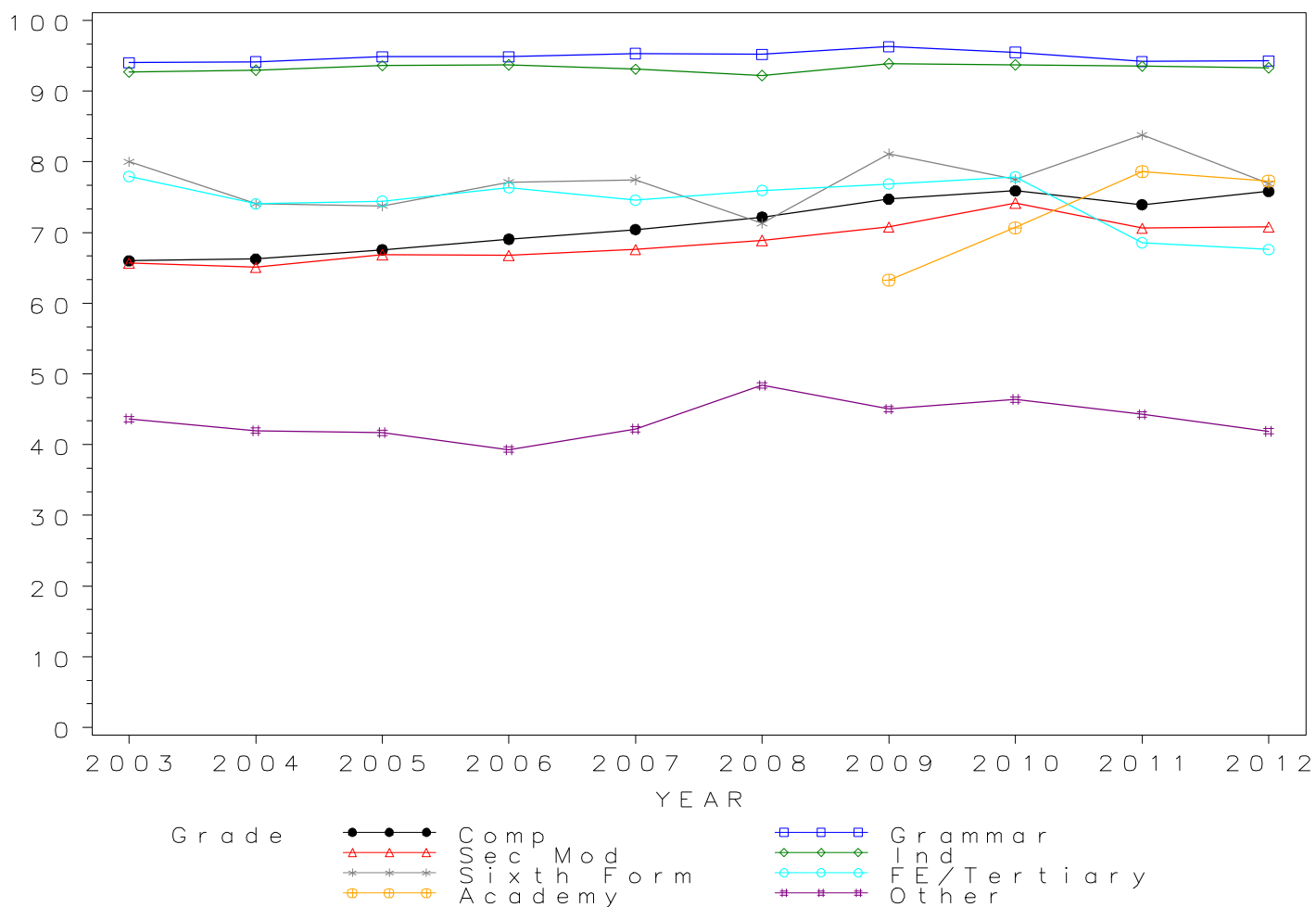
## GCSE ART Grade C by school type 2003- 2012 Cumulative Percentages

School type	2003	2004	2005	2006	2007	2008	2009	2010	2011	2012
Comprehensive	66.0	66.2	67.5	69.1	70.4	72.2	74.7	75.9	73.9	75.8
Grammar	94.0	94.1	94.9	94.8	95.3	95.2	96.3	95.5	94.2	94.3
Sec Mod	65.6	65.1	66.9	66.7	67.6	68.9	70.8	74.2	70.6	70.8
Independent	92.7	93.0	93.6	93.7	93.1	92.2	93.9	93.7	93.5	93.3
Sixth Form	80.0	74.1	73.8	77.1	77.5	71.3	81.1	77.5	83.8	76.9
FE/Tertiary	77.9	74.0	74.4	76.4	74.6	76.0	76.9	77.9	68.6	67.6
Academy	.	.	.	.	.	.	63.3	70.7	78.6	77.3
Other	43.6	42.0	41.7	39.3	42.2	48.4	45.0	46.4	44.3	41.9

### Cumulative Numbers

School type	2003	2004	2005	2006	2007	2008	2009	2010	2011	2012
Comprehensive	111807	112755	113366	117479	118777	116864	110795	108004	82961	75788
Grammar	8081	8220	8402	8656	8688	8550	8427	8107	5152	4724
Sec Mod	7356	7166	7396	7274	7548	7452	7135	7288	5491	4630
Independent	14790	15148	15595	15973	16512	16649	15481	15814	15758	15210
Sixth Form	488	457	402	371	347	320	357	386	403	297
FE/Tertiary	1385	1278	1077	1121	889	812	931	785	519	367
Academy	.	.	.	.	.	.	3145	4183	28515	35999
Other	1411	1385	1374	1232	1426	2090	1562	1562	1743	1663

Cumulative % at Grade C by school type



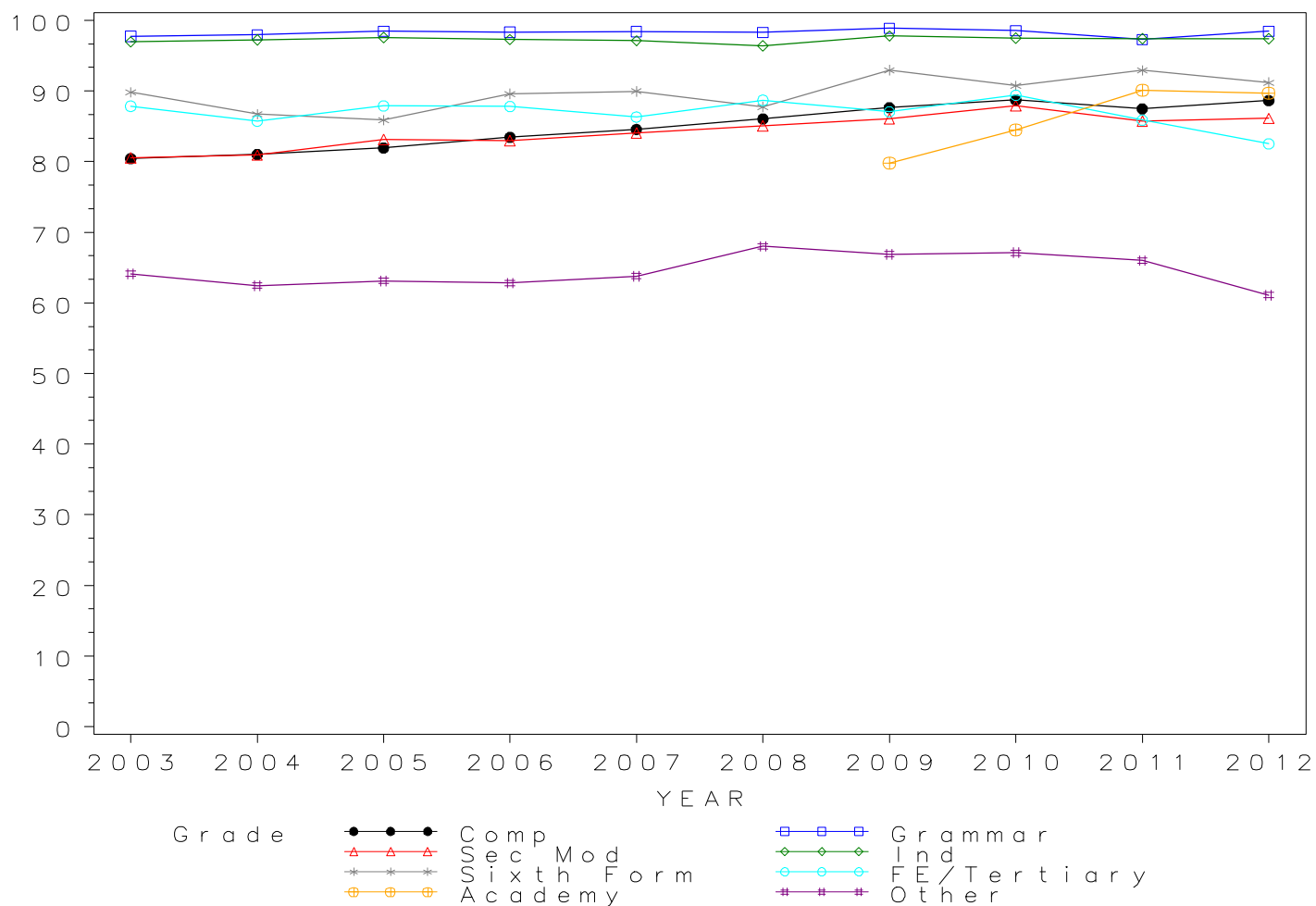
## GCSE ART Grade D by school type 2003- 2012 Cumulative Percentages

School type	2003	2004	2005	2006	2007	2008	2009	2010	2011	2012
Comprehensive	80.4	81.0	81.9	83.5	84.6	86.0	87.6	88.7	87.5	88.7
Grammar	97.8	97.9	98.5	98.3	98.4	98.3	98.9	98.5	97.3	98.4
Sec Mod	80.5	80.9	83.2	83.0	84.1	85.1	86.1	87.9	85.7	86.1
Independent	97.0	97.3	97.6	97.3	97.1	96.4	97.8	97.5	97.4	97.4
Sixth Form	89.8	86.7	85.9	89.6	90.0	87.8	93.0	90.8	92.9	91.2
FE/Tertiary	87.8	85.7	87.9	87.8	86.3	88.7	87.0	89.4	85.9	82.5
Academy	.	.	.	.	.	.	79.8	84.5	90.1	89.7
Other	64.1	62.4	63.1	62.8	63.8	68.0	66.9	67.1	66.0	61.1

### Cumulative Numbers

School type	2003	2004	2005	2006	2007	2008	2009	2010	2011	2012
Comprehensive	136243	137868	137544	141974	142633	139293	129956	126254	98156	88609
Grammar	8404	8553	8722	8973	8972	8828	8654	8365	5322	4933
Sec Mod	9025	8915	9195	9043	9386	9200	8677	8638	6667	5635
Independent	15466	15844	16261	16587	17222	17408	16124	16455	16416	15878
Sixth Form	548	535	468	431	403	394	409	452	447	352
FE/Tertiary	1561	1480	1272	1289	1029	948	1054	901	650	448
Academy	.	.	.	.	.	.	3965	5000	32687	41774
Other	2074	2060	2079	1969	2155	2936	2321	2259	2597	2426

Cumulative % at Grade D by school type

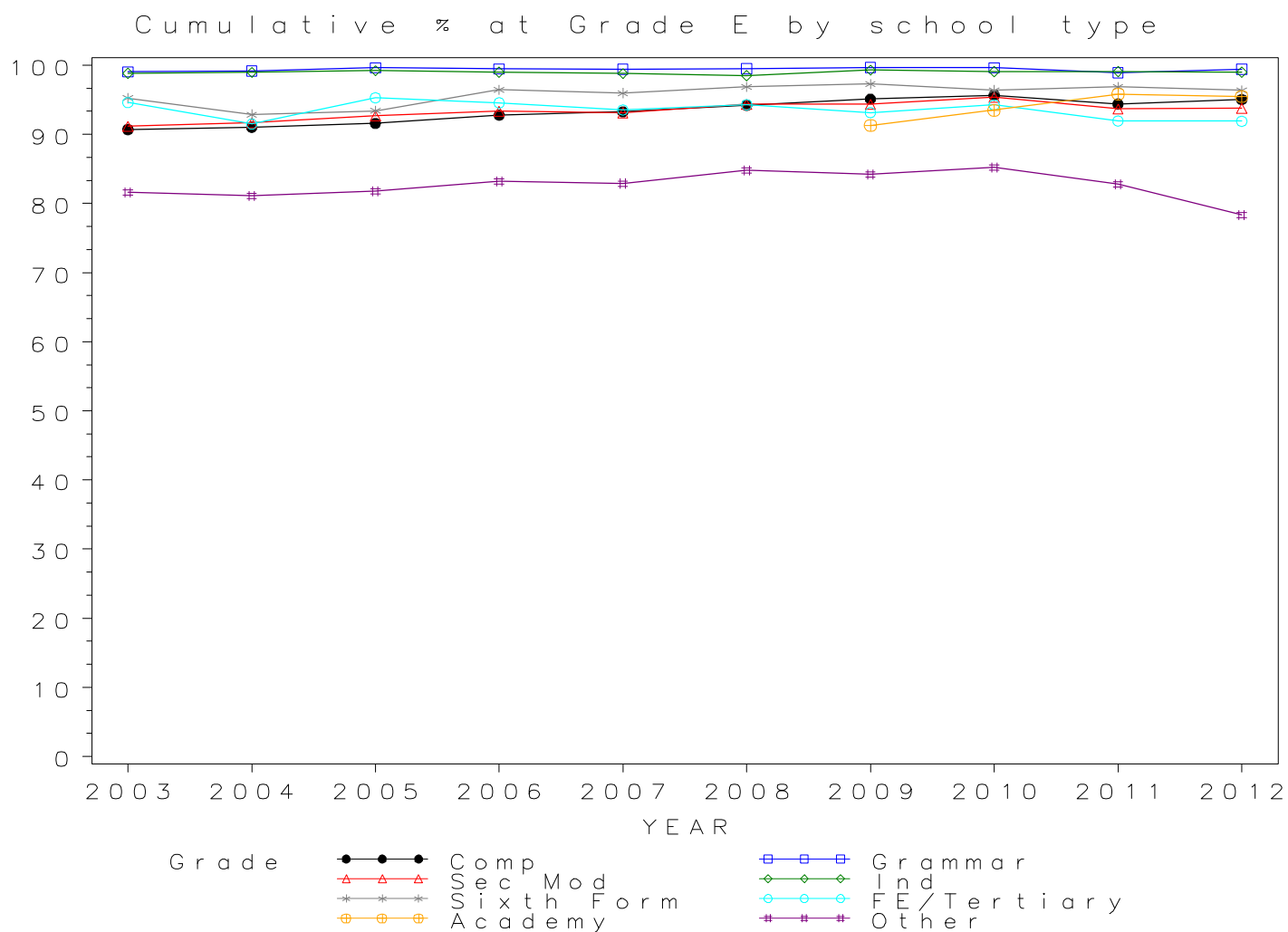


## GCSE ART Grade E by school type 2003- 2012 Cumulative Percentages

School type	2003	2004	2005	2006	2007	2008	2009	2010	2011	2012
Comprehensive	90.7	91.0	91.6	92.8	93.3	94.2	95.1	95.7	94.4	95.1
Grammar	99.0	99.2	99.6	99.5	99.4	99.5	99.7	99.6	98.9	99.4
Sec Mod	91.2	91.7	92.7	93.4	93.1	94.4	94.3	95.4	93.7	93.8
Independent	98.8	99.0	99.2	99.0	98.8	98.5	99.3	99.1	99.1	99.0
Sixth Form	95.2	92.9	93.4	96.5	96.0	96.9	97.3	96.4	96.9	96.4
FE/Tertiary	94.6	91.5	95.3	94.6	93.5	94.3	93.1	94.2	91.9	91.9
Academy	.	.	.	.	.	.	91.3	93.5	95.8	95.5
Other	81.6	81.1	81.8	83.2	82.9	84.8	84.2	85.2	82.8	78.3

### Cumulative Numbers

School type	2003	2004	2005	2006	2007	2008	2009	2010	2011	2012
Comprehensive	153636	154950	153741	157824	157306	152560	141004	136121	105897	95006
Grammar	8515	8662	8825	9077	9065	8938	8723	8459	5412	4982
Sec Mod	10215	10095	10248	10175	10401	10205	9509	9373	7286	6135
Independent	15765	16126	16528	16877	17523	17787	16372	16725	16702	16139
Sixth Form	581	573	509	464	430	435	428	480	466	372
FE/Tertiary	1681	1579	1379	1388	1115	1008	1128	950	696	499
Academy	.	.	.	.	.	.	4537	5532	34755	44475
Other	2639	2676	2694	2608	2800	3662	2922	2868	3258	3109



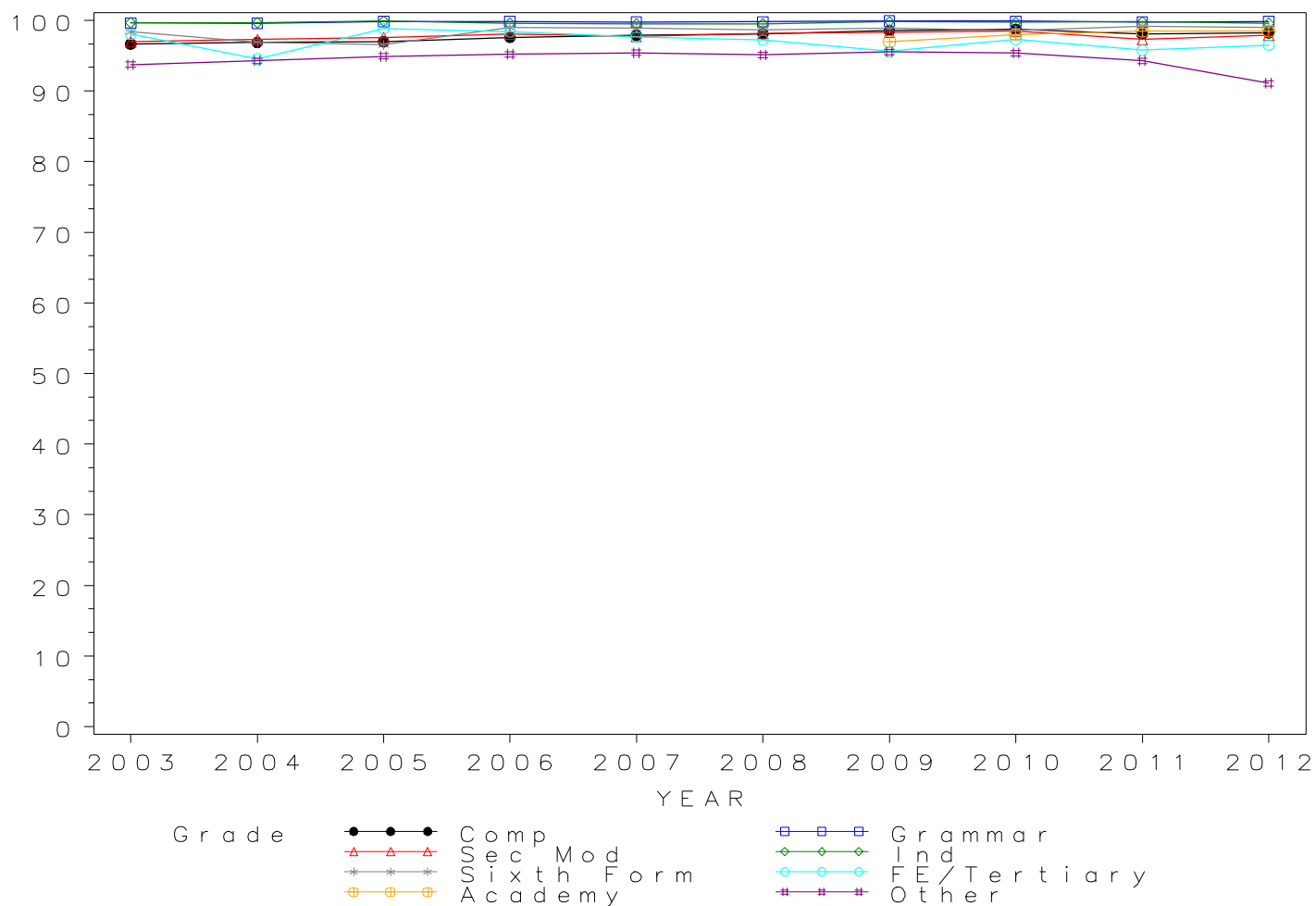
## GCSE ART Grade F by school type 2003- 2012 Cumulative Percentages

School type	2003	2004	2005	2006	2007	2008	2009	2010	2011	2012
Comprehensive	96.6	96.9	97.0	97.6	97.9	98.1	98.6	98.7	98.0	98.3
Grammar	99.6	99.6	99.9	99.9	99.8	99.8	99.9	99.9	99.7	99.9
Sec Mod	97.0	97.3	97.6	98.0	97.7	98.2	98.3	98.5	97.3	97.9
Independent	99.7	99.7	99.9	99.6	99.5	99.5	99.8	99.7	99.8	99.6
Sixth Form	98.4	96.9	96.5	99.0	98.9	98.7	98.9	98.6	99.2	99.0
FE/Tertiary	98.0	94.6	98.8	98.4	97.7	97.2	95.6	97.3	95.8	96.5
Academy	.	.	.	.	.	.	97.0	98.0	98.5	98.5
Other	93.7	94.3	94.9	95.2	95.4	95.1	95.5	95.4	94.3	91.1

### Cumulative Numbers

School type	2003	2004	2005	2006	2007	2008	2009	2010	2011	2012
Comprehensive	163688	164881	162797	166018	165087	158831	146146	140490	110000	98208
Grammar	8566	8699	8845	9114	9097	8965	8744	8481	5457	5004
Sec Mod	10864	10713	10787	10685	10914	10616	9907	9672	7565	6403
Independent	15899	16240	16644	16979	17647	17968	16454	16826	16820	16237
Sixth Form	600	598	526	476	443	443	435	491	477	382
FE/Tertiary	1742	1632	1430	1444	1164	1039	1158	981	725	524
Academy	.	.	.	.	.	.	4820	5799	35735	45872
Other	3031	3111	3126	2985	3223	4106	3314	3211	3711	3617

Cumulative % at Grade F by school type



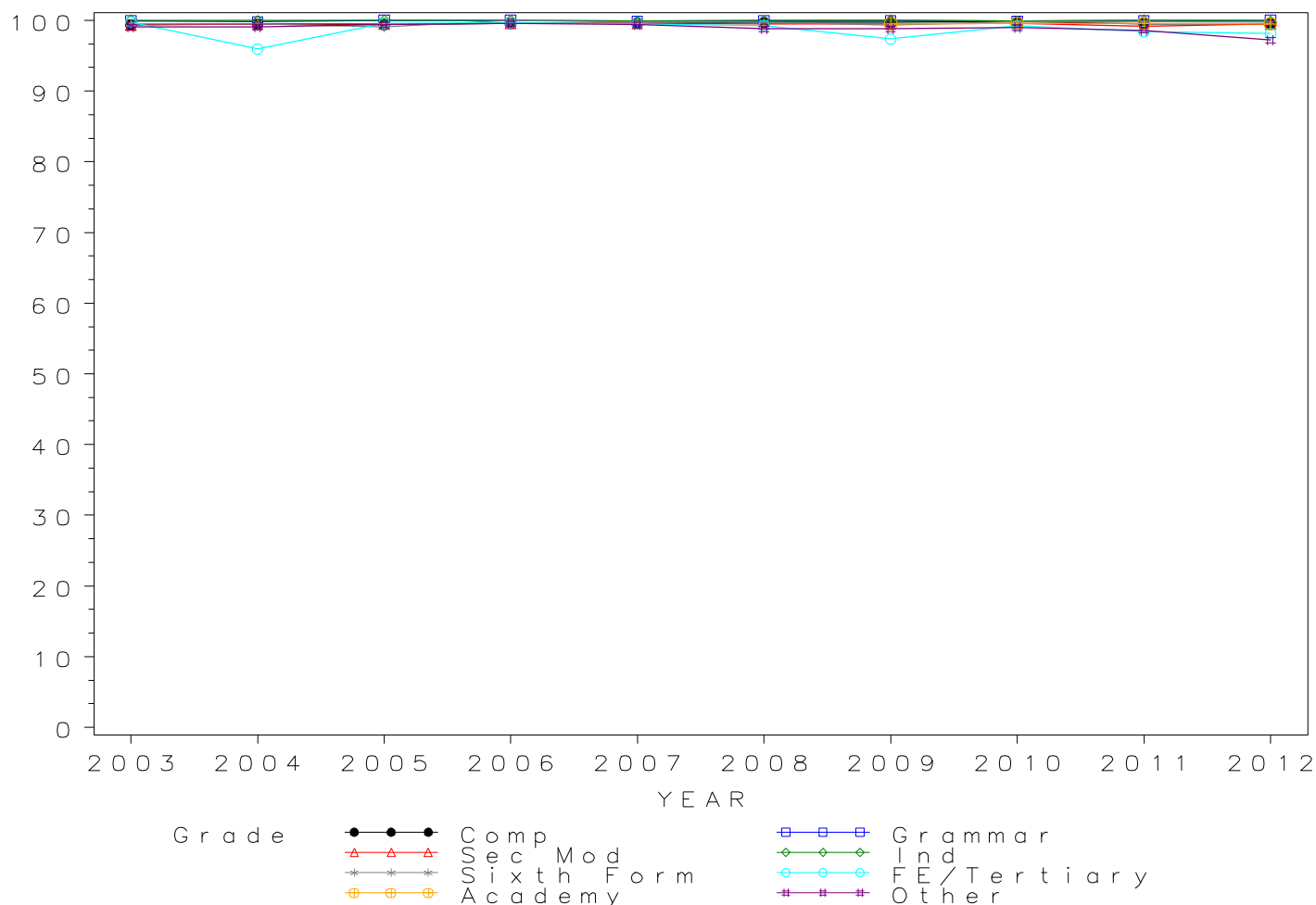
*GCSE ART Grade G by school type 2003- 2012  
Cumulative Percentages*

School type	2003	2004	2005	2006	2007	2008	2009	2010	2011	2012
Comprehensive	99.4	99.5	99.4	99.6	99.6	99.7	99.7	99.8	99.5	99.5
Grammar	99.9	99.8	100.0	100.0	99.9	100.0	100.0	99.9	100.0	100.0
Sec Mod	99.3	99.5	99.5	99.6	99.5	99.5	99.5	99.6	99.1	99.5
Independent	100.0	100.0	100.0	100.0	99.9	99.9	100.0	99.9	100.0	99.9
Sixth Form	99.5	99.5	99.1	100.0	99.8	99.8	99.3	99.8	99.8	99.7
FE/Tertiary	99.8	95.9	99.6	99.7	99.5	99.3	97.4	99.2	98.4	98.2
Academy	.	.	.	.	.	.	99.5	99.6	99.6	99.5
Other	99.0	99.0	99.4	99.6	99.4	98.8	98.8	99.0	98.6	97.2

*Cumulative Numbers*

School type	2003	2004	2005	2006	2007	2008	2009	2010	2011	2012
Comprehensive	168337	169334	166880	169424	168002	161429	147846	142004	111635	99466
Grammar	8589	8716	8858	9127	9106	8977	8747	8481	5469	5011
Sec Mod	11126	10956	11003	10853	11114	10756	10030	9782	7709	6510
Independent	15950	16290	16661	17047	17718	18040	16487	16860	16854	16286
Sixth Form	607	614	540	481	447	448	437	497	480	385
FE/Tertiary	1773	1656	1441	1463	1186	1061	1179	1000	745	533
Academy	.	.	.	.	.	.	4944	5893	36134	46338
Other	3203	3267	3274	3122	3358	4266	3428	3332	3880	3859

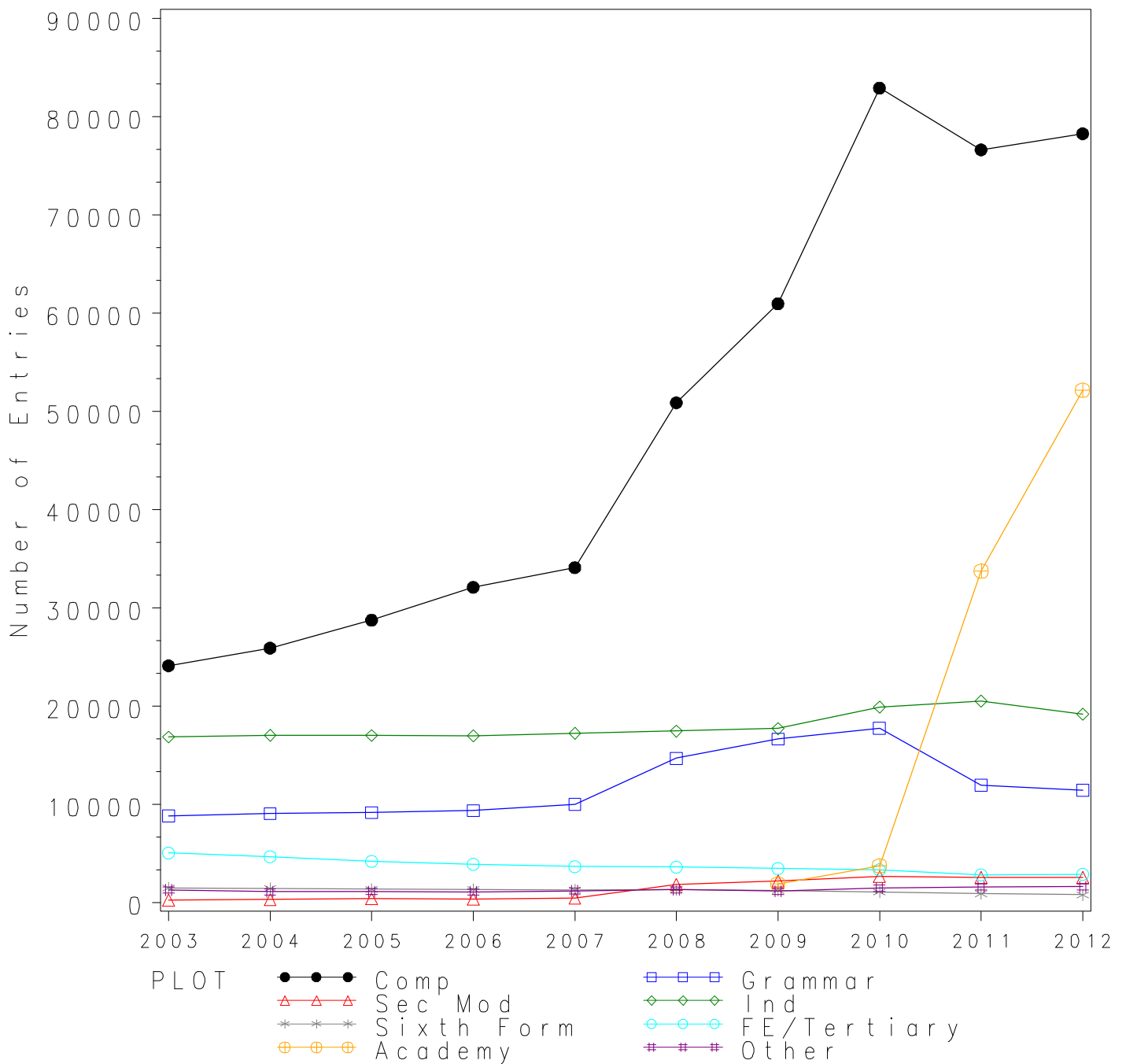
Cumulative % at Grade G by school type



*Numbers of GCSE entries in BIOLOGY by school type 2003-2012*

School type	2003	2004	2005	2006	2007	2008	2009	2010	2011	2012
Comprehensive	24098	25899	28735	32084	34085	50867	60954	82908	76632	78271
Grammar	8800	9051	9151	9347	9985	14677	16637	17729	11953	11434
Sec Mod	243	308	374	358	422	1834	2180	2635	2541	2557
Independent	16843	17019	17001	16964	17237	17447	17705	19900	20516	19169
Sixth Form	1483	1414	1342	1323	1263	1314	1220	1057	888	776
FE/Tertiary	5035	4649	4181	3889	3650	3595	3459	3324	2802	2865
Academy	.	.	.	.	.	.	1880	3736	33755	52136
Other	1263	1091	1100	1053	1158	1295	1141	1453	1573	1596

GCSE BIOLOGY Entries by school type 2003–2012



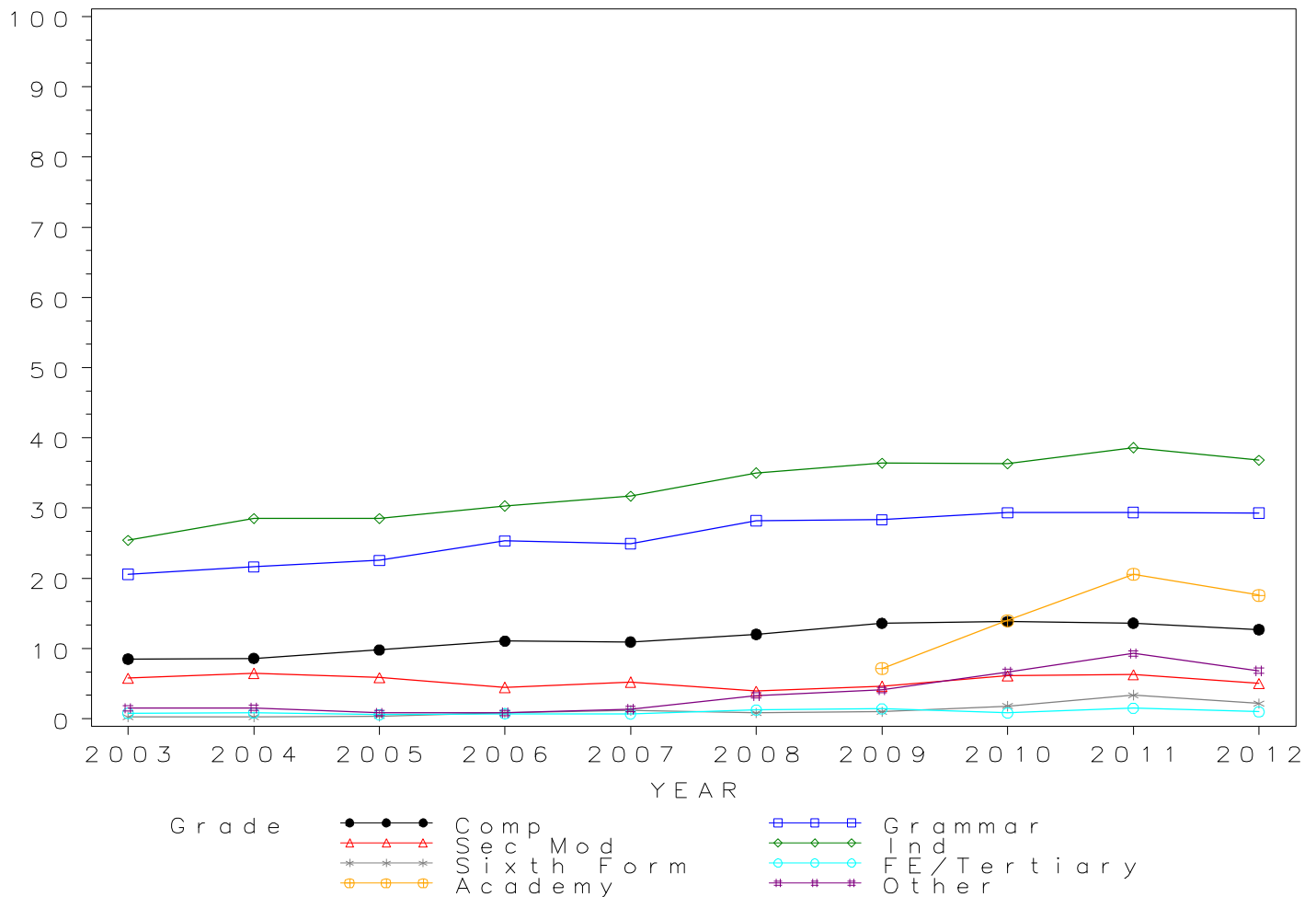
*GCSE BIOLOGY Grade A\* by school type 2003- 2012  
Cumulative Percentages*

School type	2003	2004	2005	2006	2007	2008	2009	2010	2011	2012
Comprehensive	8.5	8.6	9.8	11.1	10.9	12.0	13.6	13.9	13.6	12.7
Grammar	20.6	21.6	22.5	25.3	25.0	28.2	28.4	29.3	29.4	29.3
Sec Mod	5.8	6.5	5.9	4.5	5.2	3.9	4.6	6.1	6.3	5.0
Independent	25.4	28.5	28.5	30.3	31.7	35.0	36.4	36.3	38.6	36.8
Sixth Form	0.3	0.3	0.4	0.8	1.2	0.8	1.0	1.8	3.4	2.2
FE/Tertiary	0.8	0.8	0.6	0.7	0.7	1.3	1.4	0.8	1.5	1.0
Academy	.	.	.	.	.	.	7.2	14.0	20.6	17.6
Other	1.5	1.6	0.8	0.9	1.4	3.3	4.1	6.7	9.3	6.8

*Cumulative Numbers*

School type	2003	2004	2005	2006	2007	2008	2009	2010	2011	2012
Comprehensive	2047	2227	2821	3550	3726	6115	8290	11490	10430	9946
Grammar	1811	1957	2062	2368	2492	4144	4718	5203	3512	3352
Sec Mod	14	20	22	16	22	72	101	161	160	128
Independent	4278	4850	4845	5140	5464	6106	6445	7224	7919	7054
Sixth Form	4	4	5	11	15	11	12	19	30	17
FE/Tertiary	40	39	25	28	26	45	49	28	42	28
Academy	.	.	.	.	.	.	135	523	6954	9176
Other	19	17	9	9	16	43	47	97	146	109

Cumulative % at Grade A\* by school type



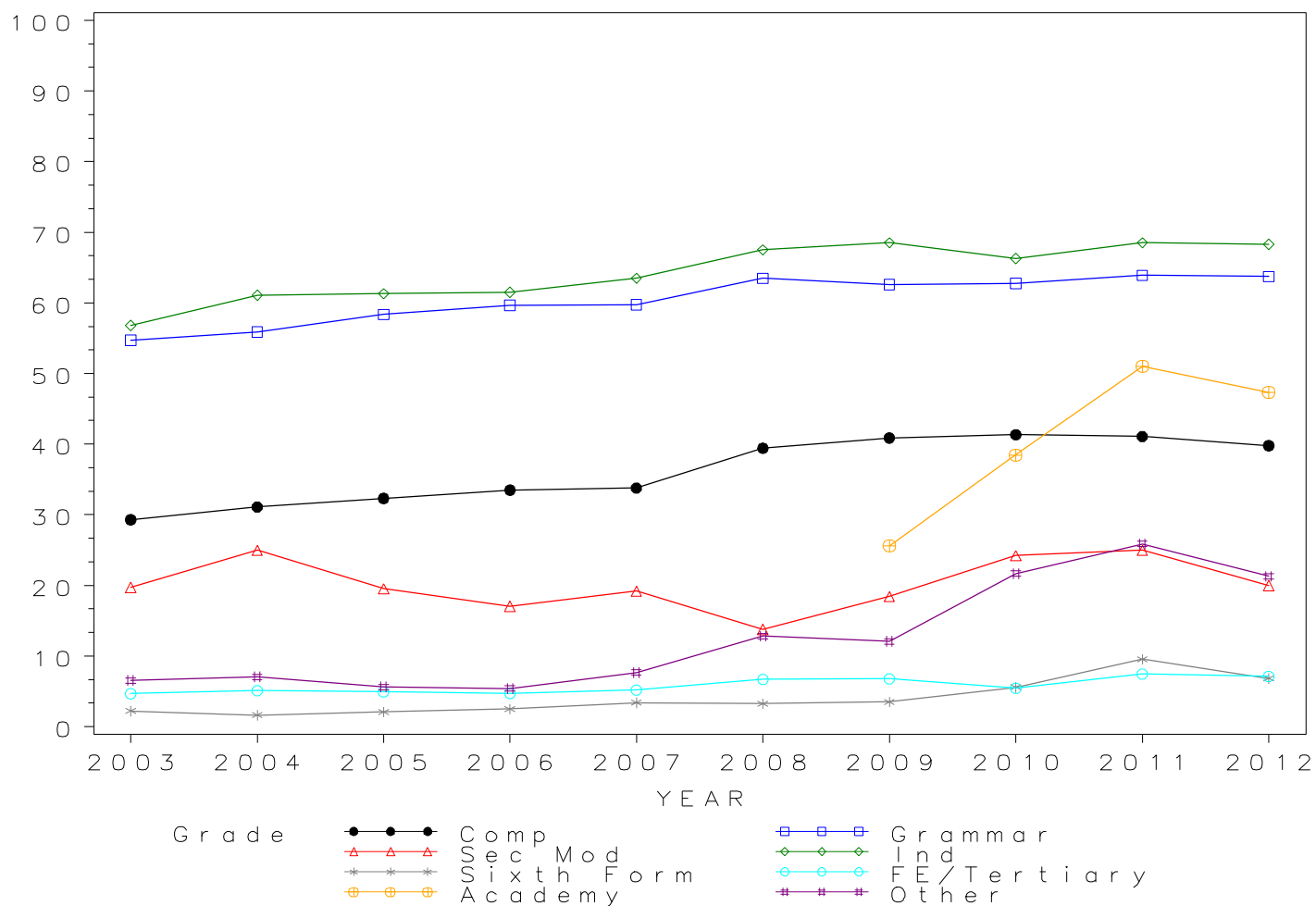
## GCSE BIOLOGY Grade A by school type 2003- 2012 Cumulative Percentages

School type	2003	2004	2005	2006	2007	2008	2009	2010	2011	2012
Comprehensive	29.3	31.1	32.3	33.5	33.8	39.4	40.9	41.3	41.1	39.8
Grammar	54.7	55.9	58.4	59.7	59.8	63.5	62.6	62.8	63.9	63.7
Sec Mod	19.8	25.0	19.5	17.0	19.2	13.8	18.4	24.2	25.0	20.0
Independent	56.8	61.1	61.3	61.5	63.5	67.5	68.5	66.3	68.5	68.3
Sixth Form	2.2	1.6	2.1	2.5	3.4	3.3	3.5	5.6	9.6	6.8
FE/Tertiary	4.7	5.1	5.0	4.7	5.2	6.7	6.8	5.4	7.5	7.1
Academy	.	.	.	.	.	.	25.6	38.5	51.0	47.3
Other	6.6	7.1	5.6	5.4	7.7	12.8	12.1	21.7	25.9	21.3

### Cumulative Numbers

School type	2003	2004	2005	2006	2007	2008	2009	2010	2011	2012
Comprehensive	7063	8057	9287	10748	11514	20059	24919	34278	31479	31146
Grammar	4817	5058	5341	5577	5968	9317	10413	11129	7639	7287
Sec Mod	48	77	73	61	81	253	402	638	635	511
Independent	9567	10399	10422	10433	10945	11777	12128	13194	14053	13092
Sixth Form	33	23	28	33	43	43	43	59	85	53
FE/Tertiary	235	238	207	184	189	241	235	181	209	204
Academy	.	.	.	.	.	.	481	1438	17215	24660
Other	83	77	62	57	89	166	138	315	407	340

Cumulative % at Grade A by school type





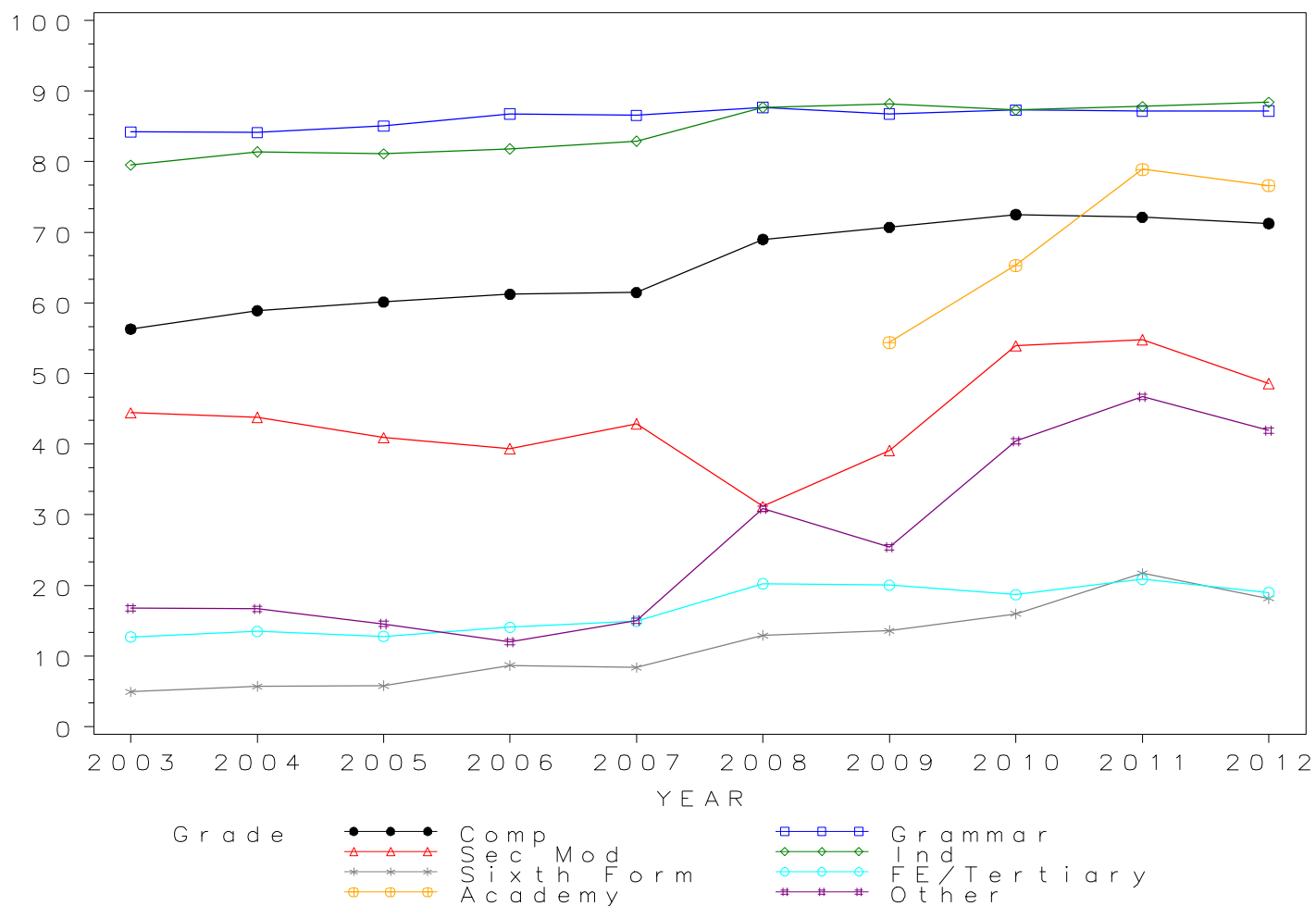
## GCSE BIOLOGY Grade B by school type 2003- 2012 Cumulative Percentages

School type	2003	2004	2005	2006	2007	2008	2009	2010	2011	2012
Comprehensive	56.3	58.9	60.1	61.2	61.5	69.0	70.7	72.5	72.1	71.2
Grammar	84.2	84.1	85.0	86.8	86.5	87.7	86.8	87.3	87.2	87.2
Sec Mod	44.4	43.8	40.9	39.4	42.9	31.2	39.1	53.9	54.8	48.6
Independent	79.5	81.4	81.1	81.8	82.9	87.7	88.2	87.3	87.8	88.4
Sixth Form	4.9	5.7	5.8	8.7	8.4	12.9	13.6	16.0	21.7	18.2
FE/Tertiary	12.7	13.5	12.8	14.1	14.9	20.3	20.0	18.7	20.9	19.0
Academy	.	.	.	.	.	.	54.4	65.3	78.9	76.6
Other	16.8	16.7	14.5	12.0	15.0	30.9	25.4	40.4	46.7	41.9

### Cumulative Numbers

School type	2003	2004	2005	2006	2007	2008	2009	2010	2011	2012
Comprehensive	13567	15253	17278	19640	20957	35092	43097	60116	55263	55755
Grammar	7409	7613	7781	8109	8641	12868	14433	15478	10418	9970
Sec Mod	108	135	153	141	181	572	853	1421	1393	1243
Independent	13390	13853	13788	13877	14289	15301	15616	17373	18013	16945
Sixth Form	73	81	78	115	106	170	166	169	193	141
FE/Tertiary	640	627	535	547	544	728	693	622	585	544
Academy	.	.	.	.	.	.	1023	2440	26633	39936
Other	212	182	160	126	174	400	290	587	735	669

Cumulative % at Grade B by school type



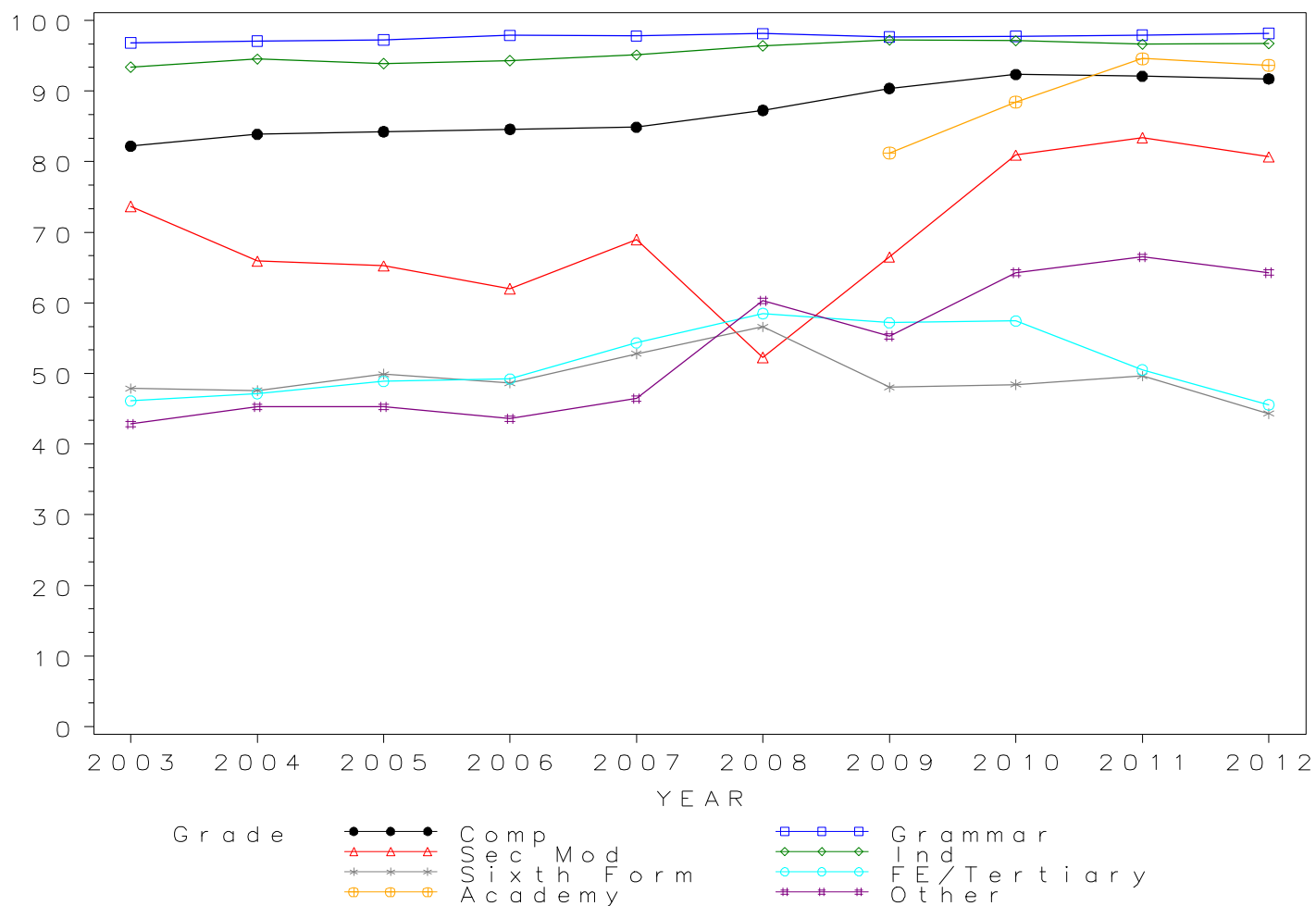
## GCSE BIOLOGY Grade C by school type 2003- 2012 Cumulative Percentages

School type	2003	2004	2005	2006	2007	2008	2009	2010	2011	2012
Comprehensive	82.2	83.8	84.2	84.6	84.9	87.3	90.4	92.3	92.1	91.7
Grammar	96.8	97.1	97.2	97.9	97.8	98.1	97.7	97.8	97.9	98.2
Sec Mod	73.7	65.9	65.2	62.0	69.0	52.3	66.5	80.9	83.4	80.7
Independent	93.4	94.5	93.9	94.3	95.1	96.4	97.2	97.1	96.6	96.7
Sixth Form	47.9	47.6	49.9	48.7	52.8	56.6	48.0	48.4	49.7	44.3
FE/Tertiary	46.1	47.2	48.9	49.2	54.3	58.5	57.2	57.4	50.5	45.6
Academy	.	.	.	.	.	.	81.2	88.4	94.6	93.6
Other	42.8	45.3	45.3	43.6	46.5	60.3	55.3	64.3	66.5	64.3

### Cumulative Numbers

School type	2003	2004	2005	2006	2007	2008	2009	2010	2011	2012
Comprehensive	19801	21716	24206	27136	28933	44383	55079	76542	70571	71790
Grammar	8520	8786	8897	9149	9766	14403	16248	17332	11704	11223
Sec Mod	179	203	244	222	291	959	1450	2132	2119	2063
Independent	15731	16083	15964	15997	16392	16819	17209	19323	19818	18536
Sixth Form	710	673	670	644	667	744	586	512	441	344
FE/Tertiary	2323	2193	2044	1915	1983	2103	1978	1909	1416	1306
Academy	.	.	.	.	.	.	1527	3303	31932	48799
Other	541	494	498	459	538	781	631	934	1046	1026

Cumulative % at Grade C by school type

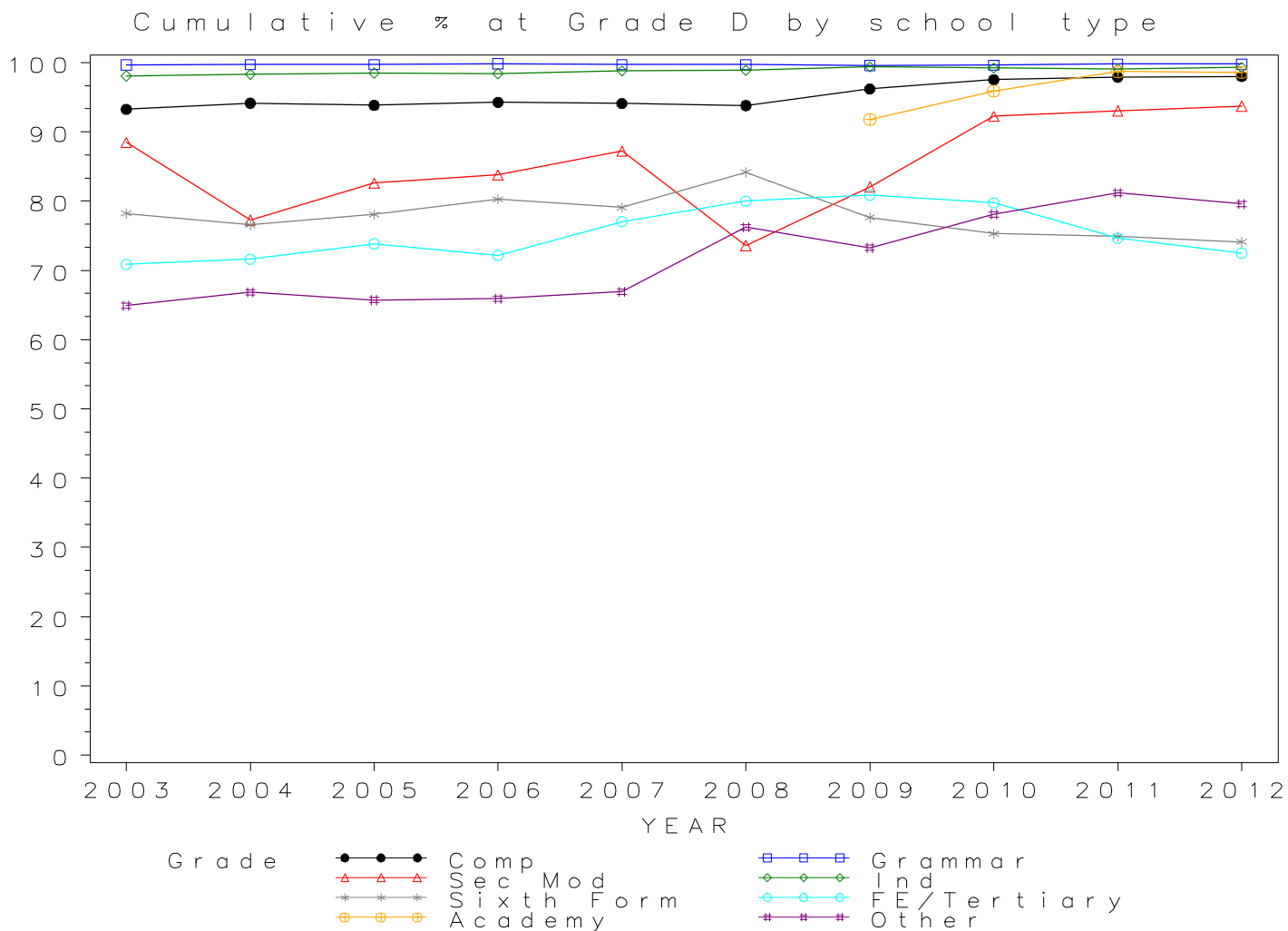


## GCSE BIOLOGY Grade D by school type 2003- 2012 Cumulative Percentages

School type	2003	2004	2005	2006	2007	2008	2009	2010	2011	2012
Comprehensive	93.2	94.1	93.8	94.3	94.1	93.8	96.2	97.5	97.9	98.0
Grammar	99.7	99.7	99.7	99.8	99.7	99.7	99.6	99.6	99.8	99.8
Sec Mod	88.5	77.3	82.6	83.8	87.2	73.6	82.1	92.3	93.0	93.7
Independent	98.1	98.3	98.5	98.4	98.8	98.9	99.4	99.2	99.1	99.3
Sixth Form	78.2	76.6	78.1	80.3	79.1	84.2	77.6	75.3	74.9	74.1
FE/Tertiary	70.9	71.6	73.8	72.2	77.0	80.0	80.9	79.8	74.6	72.5
Academy	.	.	.	.	.	.	91.8	95.9	98.7	98.6
Other	64.9	66.8	65.7	65.9	66.9	76.2	73.3	78.1	81.2	79.6

### Cumulative Numbers

School type	2003	2004	2005	2006	2007	2008	2009	2010	2011	2012
Comprehensive	22470	24382	26961	30247	32074	47713	58638	80852	75027	76716
Grammar	8773	9027	9127	9332	9955	14635	16571	17665	11929	11409
Sec Mod	215	238	309	300	368	1350	1789	2431	2364	2396
Independent	16523	16730	16746	16693	17030	17255	17599	19741	20331	19035
Sixth Form	1160	1083	1048	1062	999	1106	947	796	665	575
FE/Tertiary	3568	3330	3087	2807	2812	2876	2797	2651	2091	2077
Academy	.	.	.	.	.	.	1726	3583	33316	51406
Other	820	729	723	694	775	987	836	1135	1277	1270

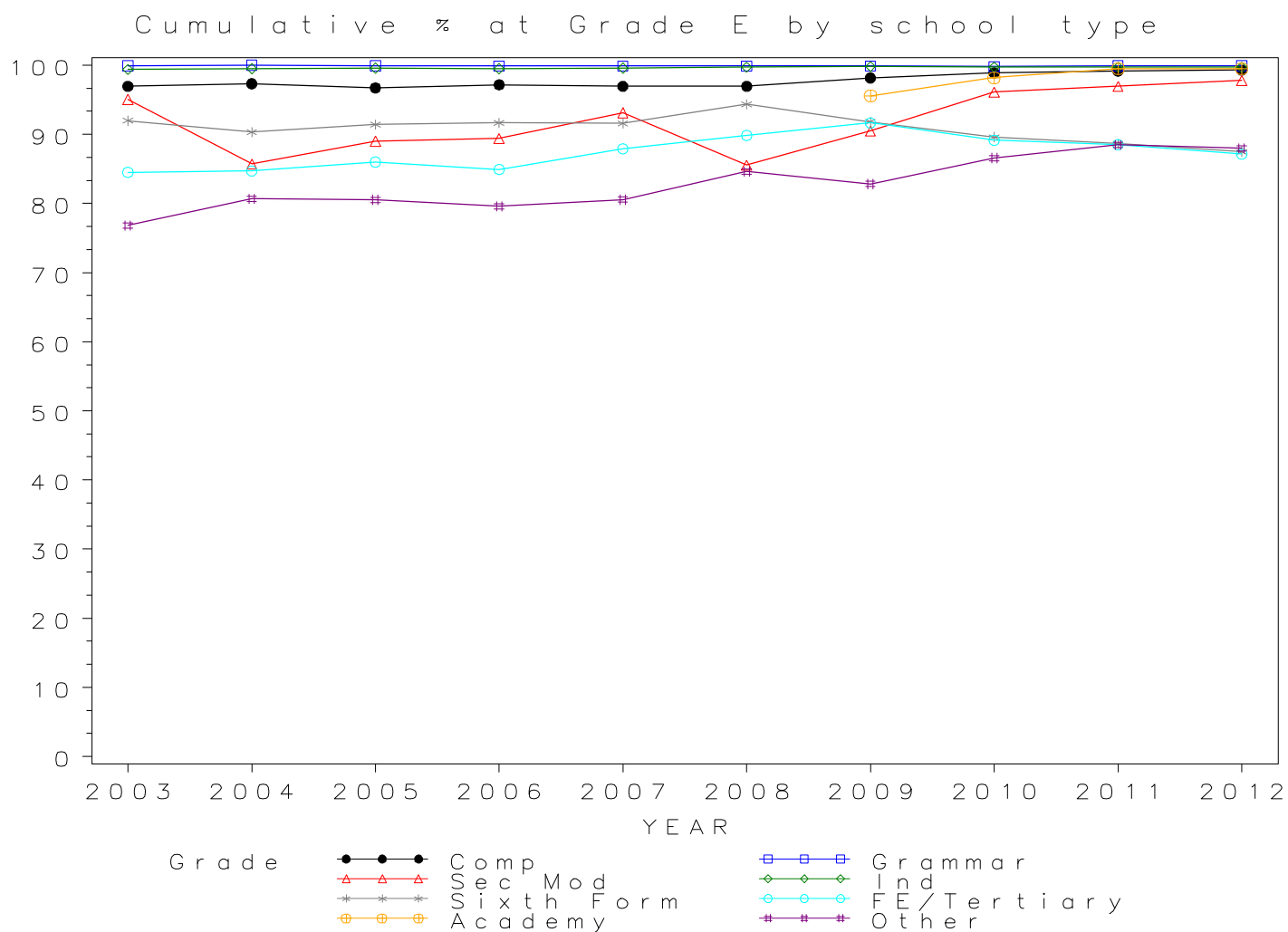


*GCSE BIOLOGY Grade E by school type 2003- 2012  
Cumulative Percentages*

School type	2003	2004	2005	2006	2007	2008	2009	2010	2011	2012
Comprehensive	96.9	97.3	96.7	97.2	97.0	97.0	98.2	98.9	99.2	99.3
Grammar	99.9	100.0	99.9	99.9	99.9	99.9	99.9	99.8	99.9	99.9
Sec Mod	95.1	85.7	89.0	89.4	93.1	85.6	90.5	96.1	96.9	97.8
Independent	99.4	99.5	99.6	99.5	99.6	99.7	99.8	99.7	99.7	99.7
Sixth Form	92.0	90.3	91.4	91.7	91.6	94.4	91.8	89.6	88.6	87.5
FE/Tertiary	84.5	84.7	86.0	84.9	87.9	89.8	91.6	89.2	88.5	87.2
Academy	.	.	.	.	.	.	95.6	98.2	99.5	99.5
Other	76.8	80.7	80.5	79.6	80.6	84.6	82.8	86.6	88.5	88.0

*Cumulative Numbers*

School type	2003	2004	2005	2006	2007	2008	2009	2010	2011	2012
Comprehensive	23363	25205	27795	31177	33046	49323	59833	81996	75983	77723
Grammar	8794	9051	9145	9338	9975	14662	16617	17693	11945	11426
Sec Mod	231	264	333	320	393	1569	1973	2532	2463	2500
Independent	16742	16934	16933	16879	17168	17395	17670	19840	20454	19111
Sixth Form	1364	1277	1227	1213	1157	1240	1120	947	787	679
FE/Tertiary	4255	3938	3596	3303	3209	3230	3170	2964	2480	2497
Academy	.	.	.	.	.	.	1797	3669	33586	51875
Other	970	880	886	838	933	1096	945	1258	1392	1404

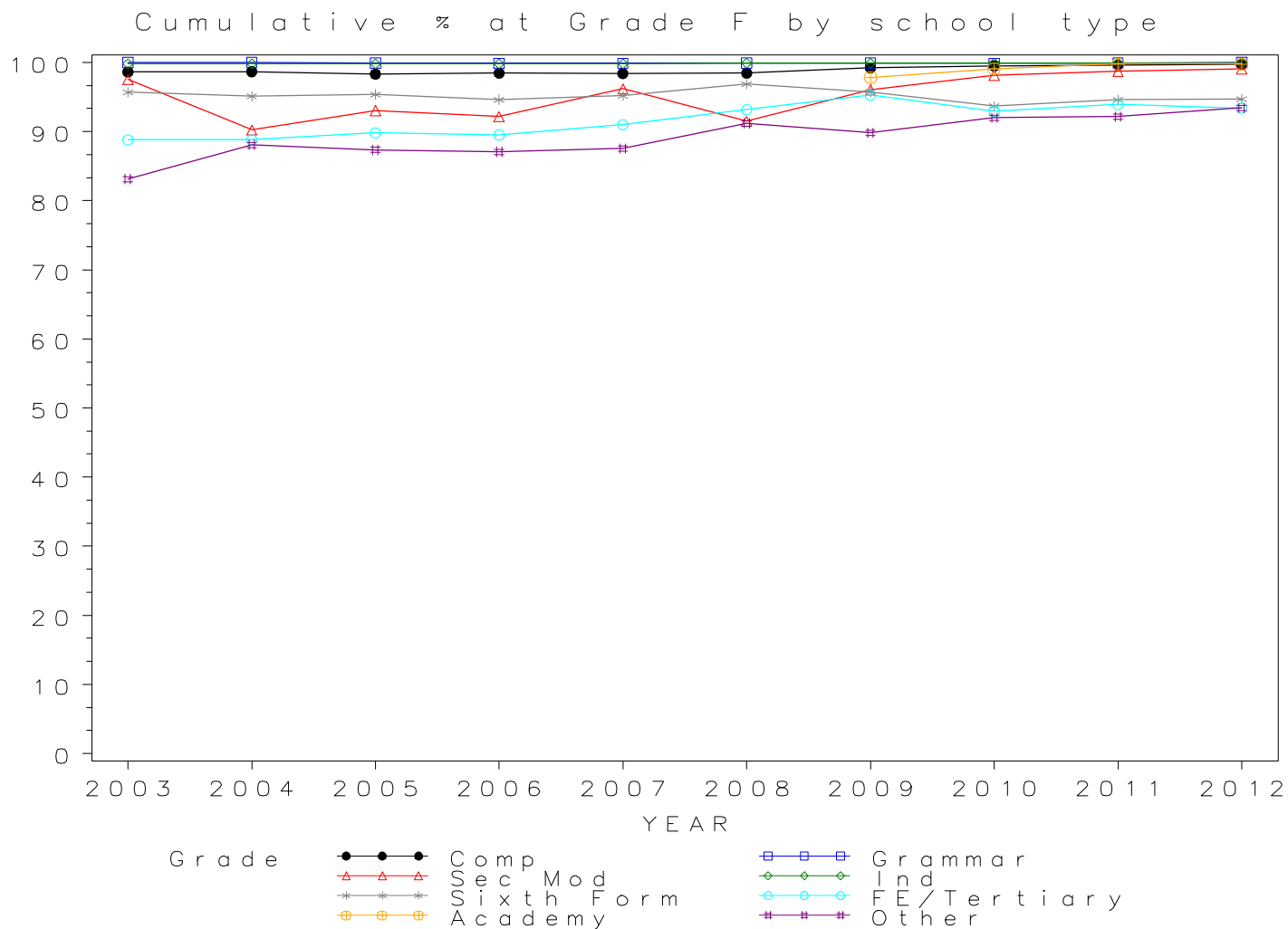


## GCSE BIOLOGY Grade F by school type 2003- 2012 Cumulative Percentages

School type	2003	2004	2005	2006	2007	2008	2009	2010	2011	2012
Comprehensive	98.6	98.7	98.3	98.5	98.4	98.5	99.2	99.5	99.6	99.7
Grammar	100.0	100.0	99.9	99.9	99.9	99.9	99.9	99.9	99.9	100.0
Sec Mod	97.5	90.3	93.0	92.2	96.2	91.5	96.1	98.2	98.7	99.1
Independent	99.8	99.8	99.8	99.8	99.8	99.9	99.9	99.9	99.9	99.9
Sixth Form	95.7	95.1	95.4	94.6	95.2	96.9	95.7	93.7	94.6	94.7
FE/Tertiary	88.8	88.8	89.8	89.5	91.0	93.2	95.3	93.0	93.9	93.4
Academy	.	.	.	.	.	.	97.8	99.1	99.8	99.8
Other	83.1	88.1	87.4	87.1	87.6	91.2	89.8	92.0	92.2	93.4

### Cumulative Numbers

School type	2003	2004	2005	2006	2007	2008	2009	2010	2011	2012
Comprehensive	23767	25556	28252	31589	33541	50086	60478	82494	76326	78036
Grammar	8800	9051	9145	9338	9975	14668	16627	17711	11945	11434
Sec Mod	237	278	348	330	406	1678	2094	2587	2509	2534
Independent	16809	16985	16967	16930	17203	17430	17687	19880	20495	19150
Sixth Form	1419	1345	1280	1252	1202	1273	1168	990	840	735
FE/Tertiary	4472	4128	3756	3482	3321	3349	3296	3090	2632	2676
Academy	.	.	.	.	.	.	1839	3702	33687	52032
Other	1050	961	961	917	1014	1181	1025	1337	1450	1491

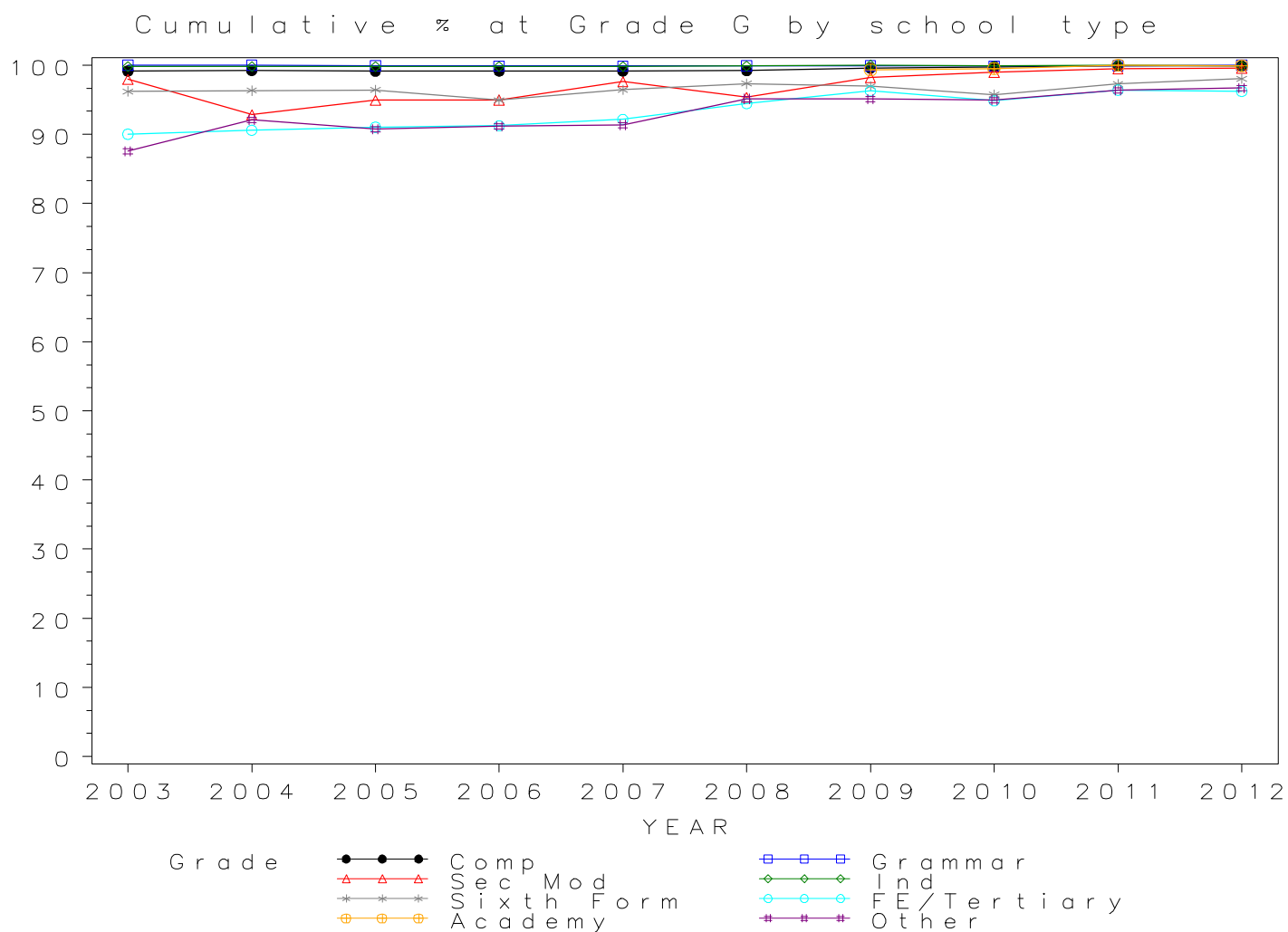


## GCSE BIOLOGY Grade G by school type 2003- 2012 Cumulative Percentages

School type	2003	2004	2005	2006	2007	2008	2009	2010	2011	2012
Comprehensive	99.2	99.2	99.1	99.2	99.2	99.2	99.6	99.8	99.9	99.9
Grammar	100.0	100.0	99.9	99.9	99.9	99.9	99.9	99.9	99.9	100.0
Sec Mod	97.9	92.9	94.9	95.0	97.6	95.4	98.3	99.0	99.5	99.6
Independent	99.8	99.8	99.8	99.8	99.8	99.9	100.0	99.9	100.0	99.9
Sixth Form	96.2	96.3	96.4	94.9	96.4	97.3	97.0	95.7	97.3	98.1
FE/Tertiary	90.0	90.6	91.0	91.3	92.2	94.5	96.3	94.9	96.4	96.2
Academy	.	.	.	.	.	.	99.3	99.5	100.0	99.9
Other	87.6	92.1	90.7	91.2	91.4	95.1	95.1	95.0	96.4	96.7

### Cumulative Numbers

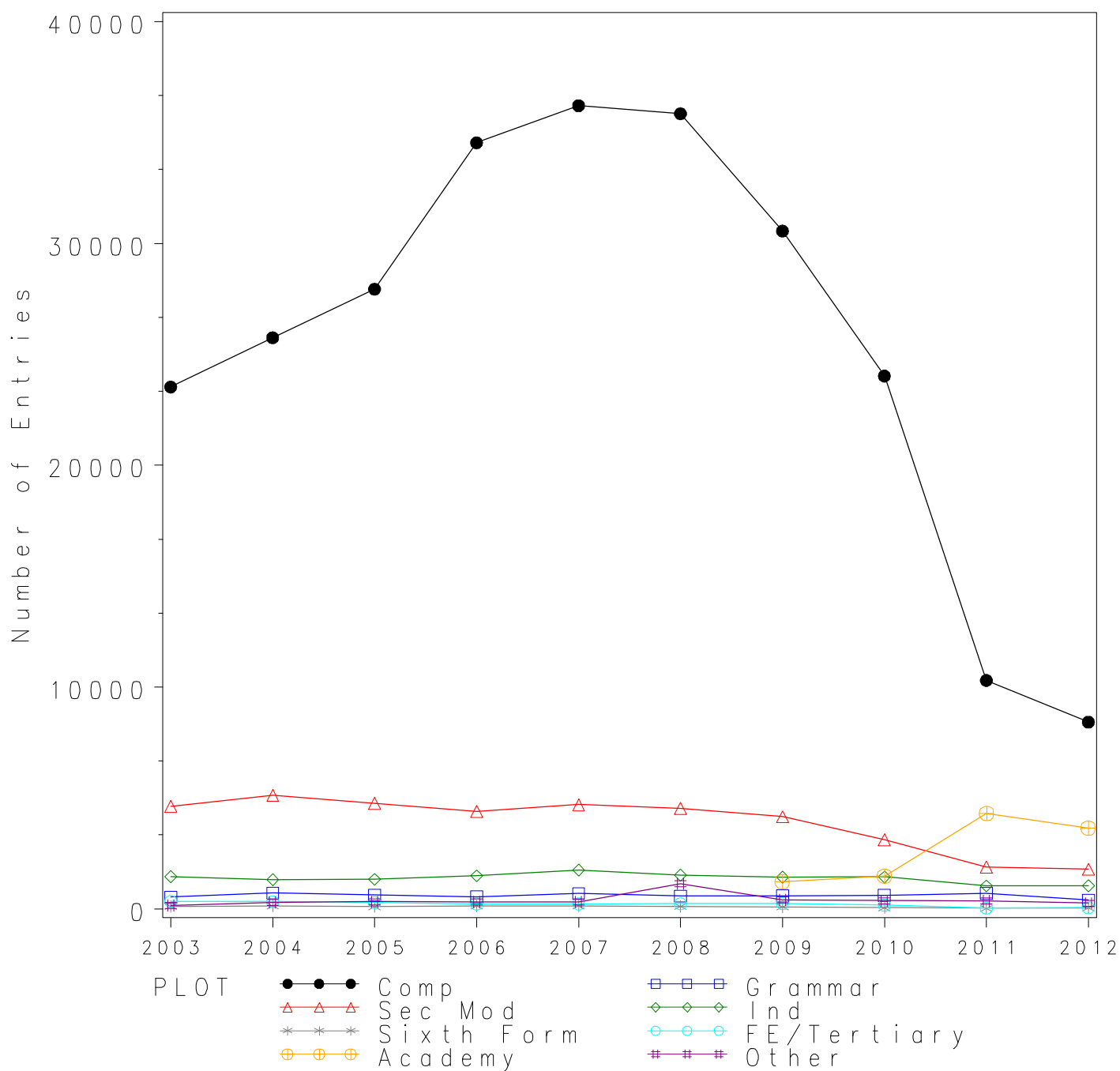
School type	2003	2004	2005	2006	2007	2008	2009	2010	2011	2012
Comprehensive	23900	25703	28490	31816	33796	50460	60710	82725	76555	78192
Grammar	8800	9051	9145	9338	9975	14668	16627	17711	11945	11434
Sec Mod	238	286	355	340	412	1749	2142	2608	2528	2546
Independent	16809	16985	16967	16930	17203	17430	17705	19880	20516	19150
Sixth Form	1427	1362	1294	1256	1218	1279	1183	1012	864	761
FE/Tertiary	4533	4212	3806	3549	3364	3396	3330	3153	2701	2757
Academy	.	.	.	.	.	.	1867	3717	33755	52084
Other	1106	1005	998	960	1058	1232	1085	1380	1516	1543



*Numbers of GCSE entries in BUSINESS & COMM. SYS. by school type 2003-2012*

School type	2003	2004	2005	2006	2007	2008	2009	2010	2011	2012
Comprehensive	23530	25752	27941	34541	36213	35851	30560	24023	10303	8420
Grammar	528	717	622	546	694	576	585	605	699	391
Sec Mod	4626	5130	4761	4401	4700	4525	4155	3121	1892	1786
Independent	1457	1312	1327	1488	1749	1528	1426	1439	1036	1038
Sixth Form	115	126	99	126	132	106	84	50	28	32
FE/Tertiary	335	321	287	217	220	230	237	164	35	50
Academy	.	.	.	.	.	.	1222	1477	4303	3648
Other	158	292	322	320	315	1132	402	370	355	257

GCSE BUSINESS & COMM. SYS. Entries by school type 2003–2012



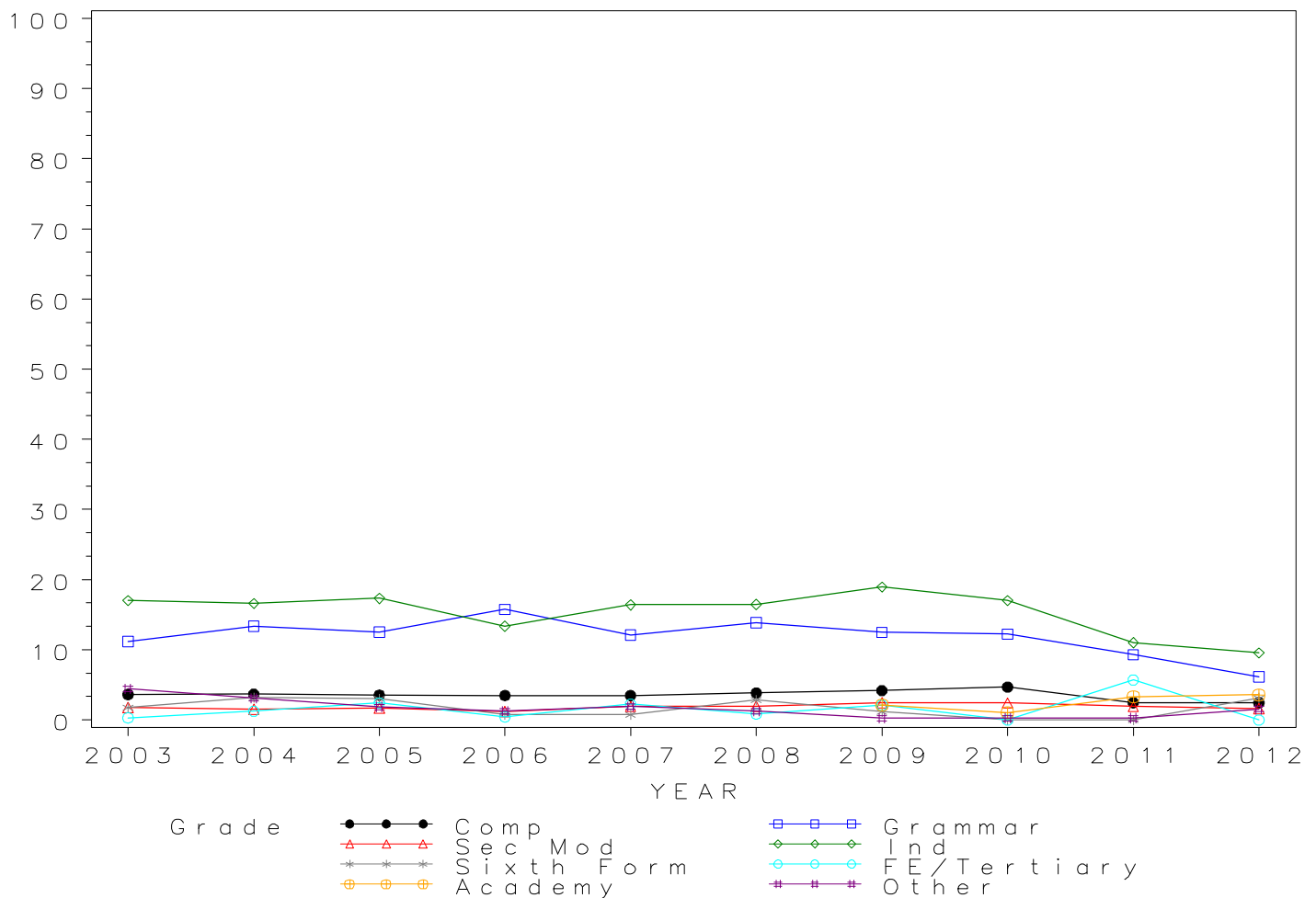
*GCSE BUSINESS & COMM. SYS. Grade A\* by school type 2003- 2012  
Cumulative Percentages*

School type	2003	2004	2005	2006	2007	2008	2009	2010	2011	2012
Comprehensive	3.6	3.7	3.5	3.5	3.5	3.8	4.2	4.7	2.5	2.5
Grammar	11.2	13.4	12.5	15.8	12.1	13.9	12.5	12.2	9.3	6.1
Sec Mod	1.8	1.6	1.7	1.2	1.9	2.0	2.5	2.4	1.9	1.6
Independent	17.0	16.6	17.3	13.4	16.4	16.5	18.9	17.0	11.0	9.5
Sixth Form	1.7	3.2	3.0	0.8	0.8	2.8	1.2	0.0	0.0	3.1
FE/Tertiary	0.3	1.2	2.4	0.5	2.3	0.9	2.1	0.0	5.7	0.0
Academy	.	.	.	.	.	.	2.1	1.0	3.3	3.6
Other	4.4	3.1	1.9	1.3	1.9	1.2	0.2	0.3	0.3	1.6

*Cumulative Numbers*

School type	2003	2004	2005	2006	2007	2008	2009	2010	2011	2012
Comprehensive	855	948	989	1205	1261	1376	1280	1124	255	207
Grammar	59	96	78	86	84	80	73	74	65	24
Sec Mod	82	80	82	54	90	89	102	75	36	29
Independent	248	218	230	199	287	252	270	245	114	99
Sixth Form	2	4	3	1	1	3	1	0	0	1
FE/Tertiary	1	4	7	1	5	2	5	0	2	0
Academy	.	.	.	.	.	.	26	15	142	131
Other	7	9	6	4	6	14	1	1	1	4

Cumulative % at Grade A\* by school type





## GCSE BUSINESS & COMM. SYS. Grade A by school type 2003-2012

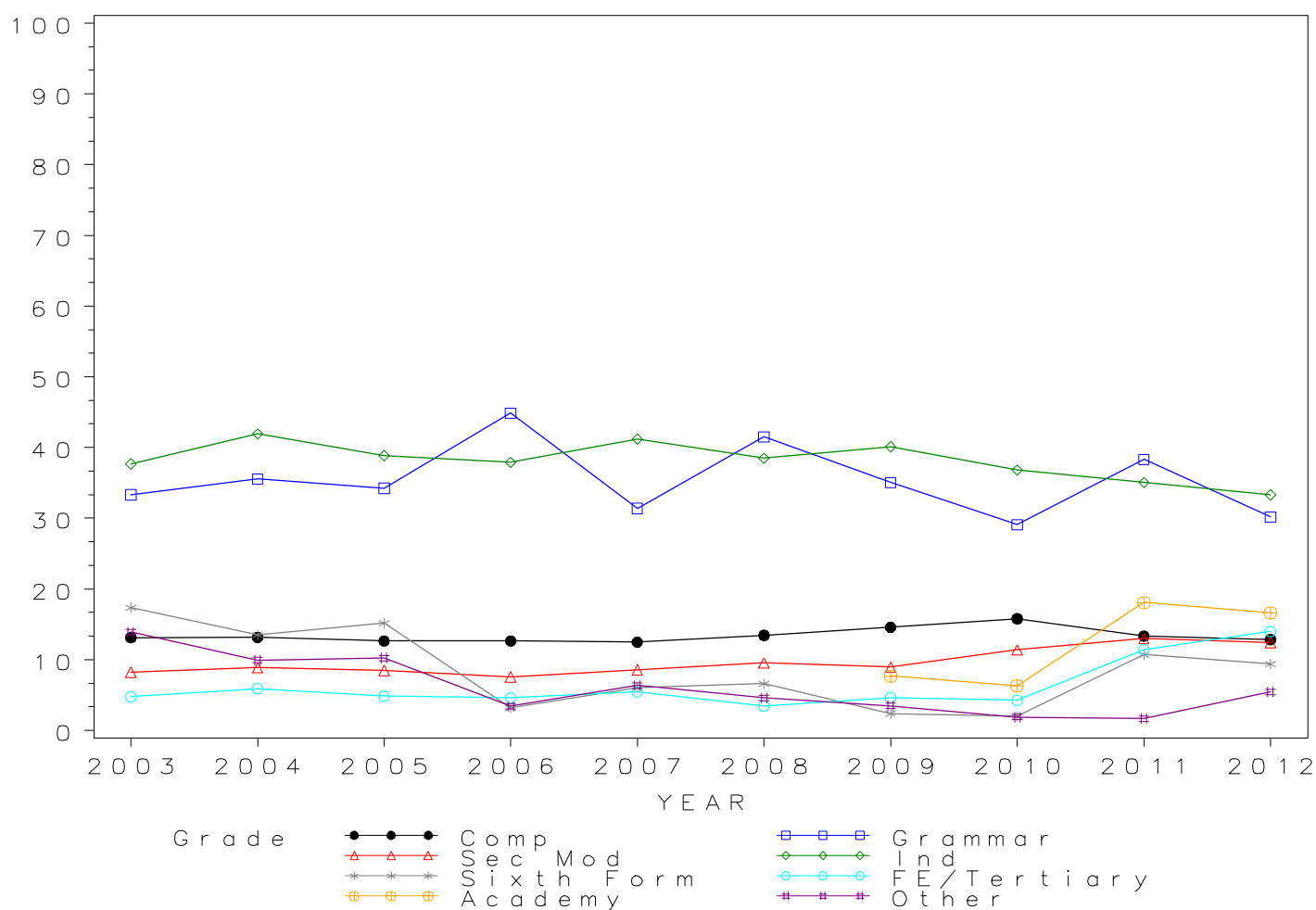
### Cumulative Percentages

School type	2003	2004	2005	2006	2007	2008	2009	2010	2011	2012
Comprehensive	13.1	13.2	12.6	12.7	12.5	13.5	14.6	15.8	13.4	12.9
Grammar	33.3	35.6	34.2	44.9	31.4	41.5	35.0	29.1	38.3	30.2
Sec Mod	8.2	8.9	8.5	7.6	8.6	9.6	9.0	11.4	13.0	12.4
Independent	37.7	41.9	38.9	37.9	41.2	38.5	40.1	36.8	35.0	33.3
Sixth Form	17.4	13.5	15.2	3.2	6.1	6.6	2.4	2.0	10.7	9.4
FE/Tertiary	4.8	5.9	4.9	4.6	5.5	3.5	4.6	4.3	11.4	14.0
Academy	.	.	.	.	.	.	7.7	6.3	18.1	16.6
Other	13.9	9.9	10.2	3.4	6.3	4.6	3.5	1.9	1.7	5.4

### Cumulative Numbers

School type	2003	2004	2005	2006	2007	2008	2009	2010	2011	2012
Comprehensive	3090	3391	3531	4376	4528	4823	4452	3796	1376	1083
Grammar	176	255	213	245	218	239	205	176	268	118
Sec Mod	381	455	404	333	403	433	372	356	246	222
Independent	549	550	516	564	721	588	572	530	363	346
Sixth Form	20	17	15	4	8	7	2	1	3	3
FE/Tertiary	16	19	14	10	12	8	11	7	4	7
Academy	.	.	.	.	.	.	94	93	779	606
Other	22	29	33	11	20	52	14	7	6	14

Cumulative % at Grade A by school type



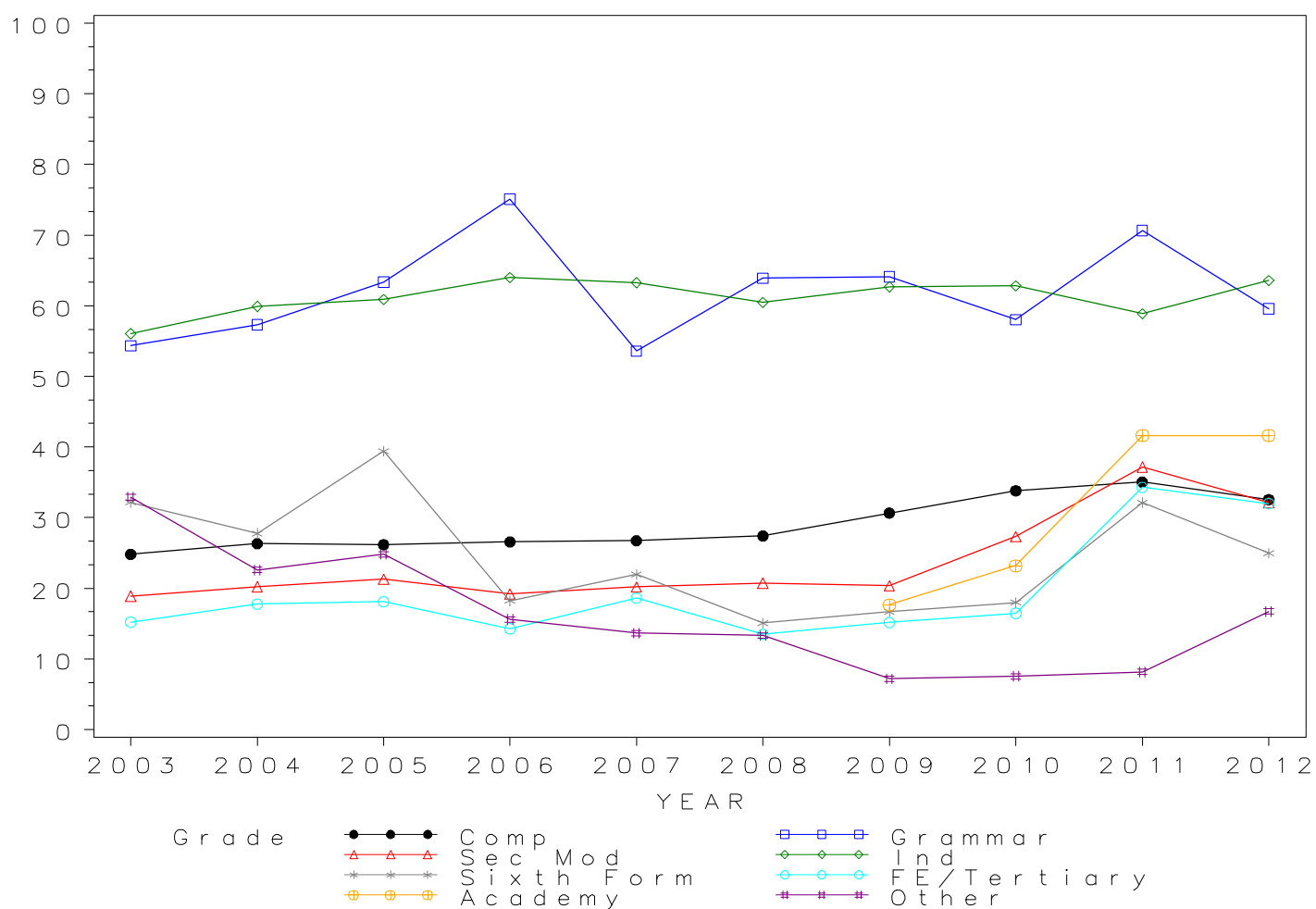
## GCSE BUSINESS & COMM. SYS. Grade B by school type 2003- 2012 Cumulative Percentages

School type	2003	2004	2005	2006	2007	2008	2009	2010	2011	2012
Comprehensive	24.8	26.3	26.2	26.6	26.8	27.4	30.7	33.8	35.0	32.6
Grammar	54.4	57.3	63.3	75.1	53.6	63.9	64.1	58.0	70.7	59.6
Sec Mod	18.9	20.2	21.3	19.2	20.2	20.7	20.4	27.3	37.2	32.1
Independent	56.1	59.9	60.9	64.0	63.3	60.5	62.7	62.8	58.9	63.6
Sixth Form	32.2	27.8	39.4	18.3	22.0	15.1	16.7	18.0	32.1	25.0
FE/Tertiary	15.2	17.8	18.1	14.3	18.6	13.5	15.2	16.5	34.3	32.0
Academy	.	.	.	.	.	.	17.7	23.2	41.6	41.6
Other	32.9	22.6	24.8	15.6	13.7	13.3	7.2	7.6	8.2	16.7

### Cumulative Numbers

School type	2003	2004	2005	2006	2007	2008	2009	2010	2011	2012
Comprehensive	5838	6777	7315	9181	9688	9827	9369	8125	3610	2742
Grammar	287	411	394	410	372	368	375	351	494	233
Sec Mod	874	1038	1013	845	950	938	846	853	704	574
Independent	817	786	808	952	1107	924	894	904	610	660
Sixth Form	37	35	39	23	29	16	14	9	9	8
FE/Tertiary	51	57	52	31	41	31	36	27	12	16
Academy	.	.	.	.	.	.	216	343	1790	1518
Other	52	66	80	50	43	151	29	28	29	43

Cumulative % at Grade B by school type



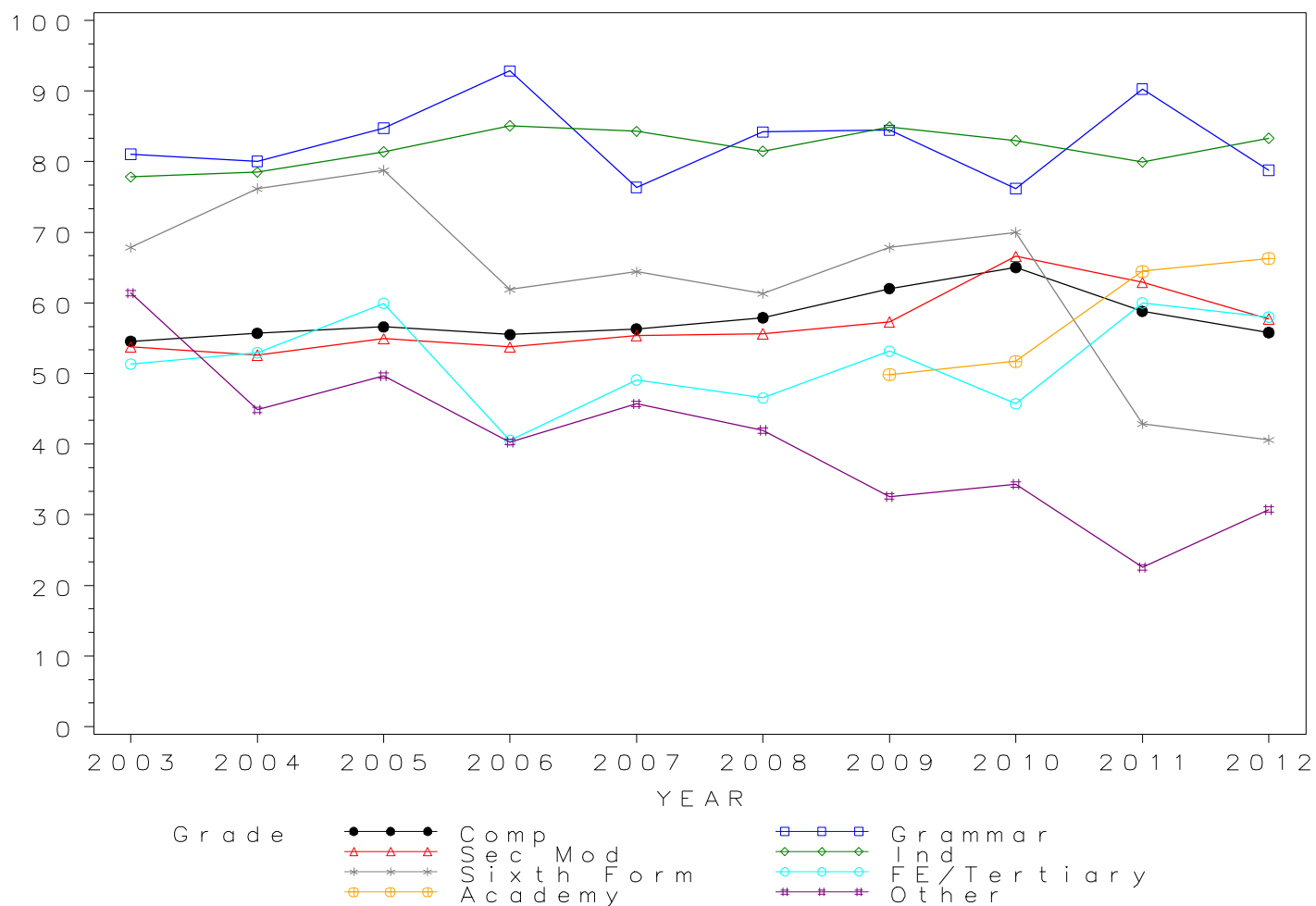
## GCSE BUSINESS & COMM. SYS. Grade C by school type 2003- 2012 Cumulative Percentages

School type	2003	2004	2005	2006	2007	2008	2009	2010	2011	2012
Comprehensive	54.6	55.7	56.6	55.5	56.3	57.9	62.0	65.0	58.8	55.8
Grammar	81.1	80.1	84.7	92.9	76.4	84.2	84.4	76.2	90.3	78.8
Sec Mod	53.8	52.6	54.9	53.8	55.4	55.6	57.3	66.6	62.9	57.7
Independent	77.8	78.5	81.4	85.1	84.3	81.5	84.9	83.0	79.9	83.3
Sixth Form	67.8	76.2	78.8	61.9	64.4	61.3	67.9	70.0	42.9	40.6
FE/Tertiary	51.3	53.0	59.9	40.6	49.1	46.5	53.2	45.7	60.0	58.0
Academy	.	.	.	.	.	.	49.8	51.7	64.5	66.3
Other	61.4	44.9	49.7	40.3	45.7	42.0	32.6	34.3	22.5	30.7

### Cumulative Numbers

School type	2003	2004	2005	2006	2007	2008	2009	2010	2011	2012
Comprehensive	12839	14346	15818	19174	20395	20757	18958	15624	6060	4699
Grammar	428	574	527	507	530	485	494	461	631	308
Sec Mod	2487	2699	2616	2366	2604	2518	2381	2078	1190	1031
Independent	1134	1030	1080	1266	1474	1245	1211	1194	828	865
Sixth Form	78	96	78	78	85	65	57	35	12	13
FE/Tertiary	172	170	172	88	108	107	126	75	21	29
Academy	.	.	.	.	.	.	609	764	2775	2419
Other	97	131	160	129	144	475	131	127	80	79

Cumulative % at Grade C by school type



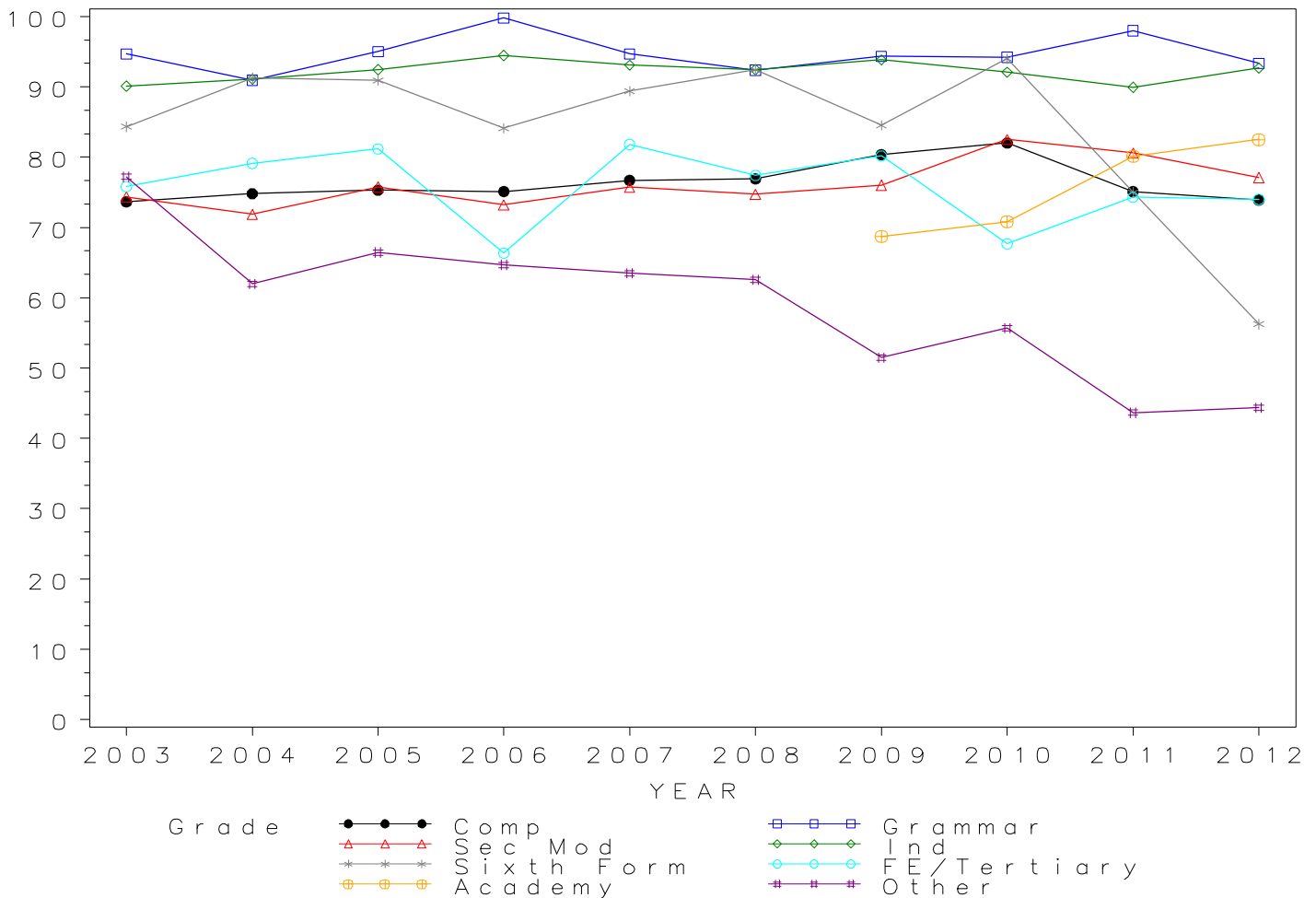
*GCSE BUSINESS & COMM. SYS. Grade D by school type 2003- 2012  
Cumulative Percentages*

School type	2003	2004	2005	2006	2007	2008	2009	2010	2011	2012
Comprehensive	73.7	74.8	75.3	75.1	76.7	76.9	80.4	82.0	75.1	73.9
Grammar	94.7	90.9	95.0	99.8	94.7	92.4	94.4	94.2	98.0	93.4
Sec Mod	74.3	71.9	75.8	73.2	75.7	74.7	76.0	82.5	80.6	77.1
Independent	90.1	91.1	92.5	94.5	93.1	92.5	93.8	92.1	90.0	92.7
Sixth Form	84.3	91.3	90.9	84.1	89.4	92.5	84.5	94.0	75.0	56.3
FE/Tertiary	75.8	79.1	81.2	66.4	81.8	77.4	80.2	67.7	74.3	74.0
Academy	.	.	.	.	.	.	68.7	70.8	80.1	82.5
Other	77.2	62.0	66.5	64.7	63.5	62.5	51.5	55.7	43.7	44.4

*Cumulative Numbers*

School type	2003	2004	2005	2006	2007	2008	2009	2010	2011	2012
Comprehensive	17331	19261	21038	25947	27778	27581	24560	19701	7738	6223
Grammar	500	652	591	545	657	532	552	570	685	365
Sec Mod	3439	3686	3608	3223	3559	3382	3159	2575	1525	1377
Independent	1313	1195	1227	1406	1628	1413	1338	1325	932	962
Sixth Form	97	115	90	106	118	98	71	47	21	18
FE/Tertiary	254	254	233	144	180	178	190	111	26	37
Academy	.	.	.	.	.	.	840	1046	3447	3010
Other	122	181	214	207	200	708	207	206	155	114

Cumulative % at Grade D by school type

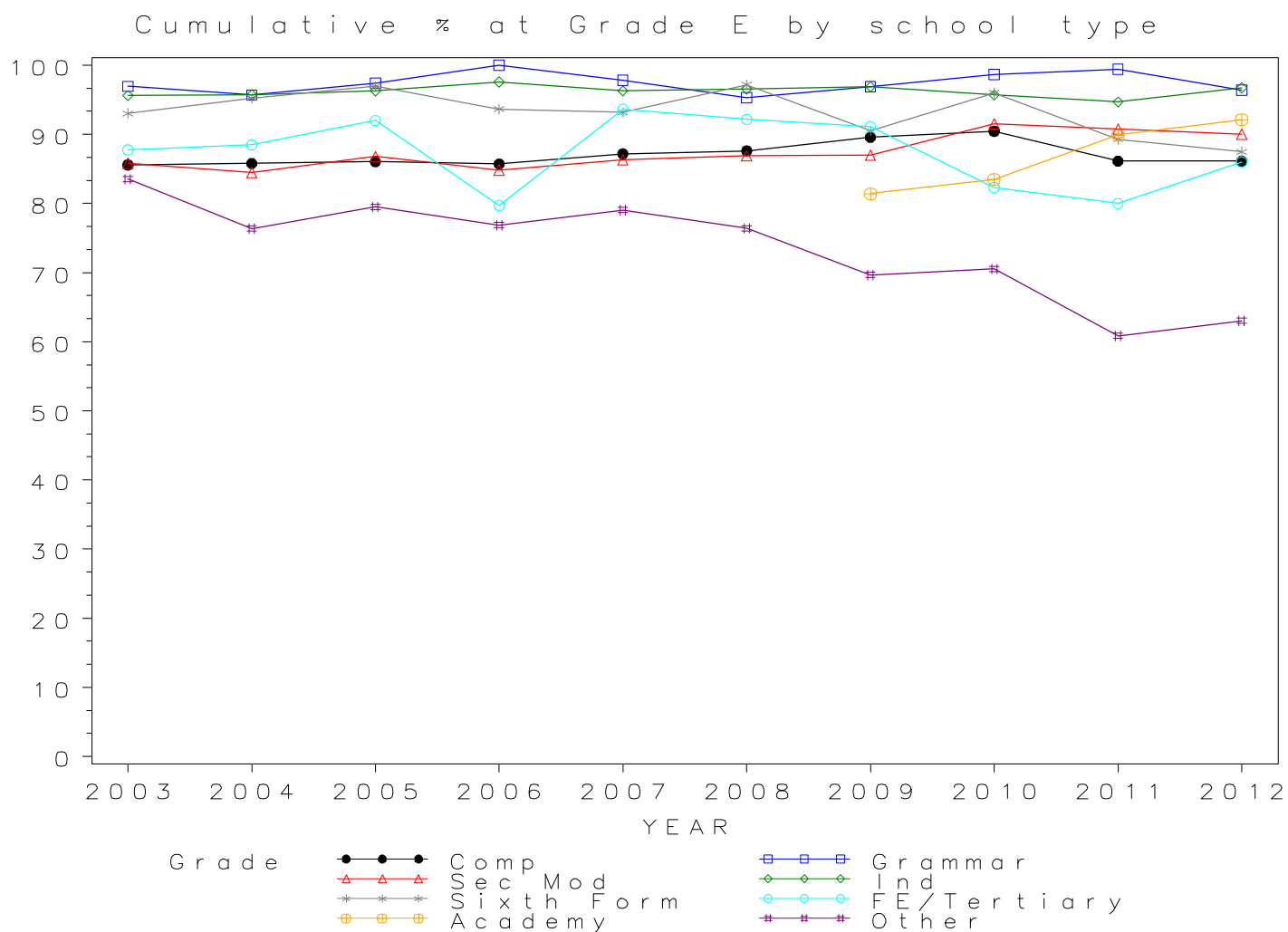


## GCSE BUSINESS & COMM. SYS. Grade E by school type 2003- 2012 Cumulative Percentages

School type	2003	2004	2005	2006	2007	2008	2009	2010	2011	2012
Comprehensive	85.6	85.8	86.1	85.7	87.2	87.6	89.6	90.5	86.1	86.1
Grammar	97.0	95.7	97.4	100.0	97.8	95.3	96.9	98.7	99.4	96.4
Sec Mod	85.8	84.5	86.8	84.8	86.3	86.9	87.0	91.5	90.8	90.0
Independent	95.6	95.7	96.3	97.6	96.3	96.5	96.9	95.7	94.7	96.7
Sixth Form	93.0	95.2	97.0	93.7	93.2	97.2	90.5	96.0	89.3	87.5
FE/Tertiary	87.8	88.5	92.0	79.7	93.6	92.2	91.1	82.3	80.0	86.0
Academy	.	.	.	.	.	.	81.4	83.5	89.9	92.1
Other	83.5	76.4	79.5	76.9	79.0	76.4	69.7	70.5	60.8	63.0

### Cumulative Numbers

School type	2003	2004	2005	2006	2007	2008	2009	2010	2011	2012
Comprehensive	20137	22089	24046	29607	31572	31412	27374	21730	8872	7253
Grammar	512	686	606	546	679	549	567	597	695	377
Sec Mod	3971	4335	4133	3734	4057	3932	3615	2857	1718	1608
Independent	1393	1256	1278	1452	1684	1475	1382	1377	981	1004
Sixth Form	107	120	96	118	123	103	76	48	25	28
FE/Tertiary	294	284	264	173	206	212	216	135	28	43
Academy	.	.	.	.	.	.	995	1233	3868	3360
Other	132	223	256	246	249	865	280	261	216	162

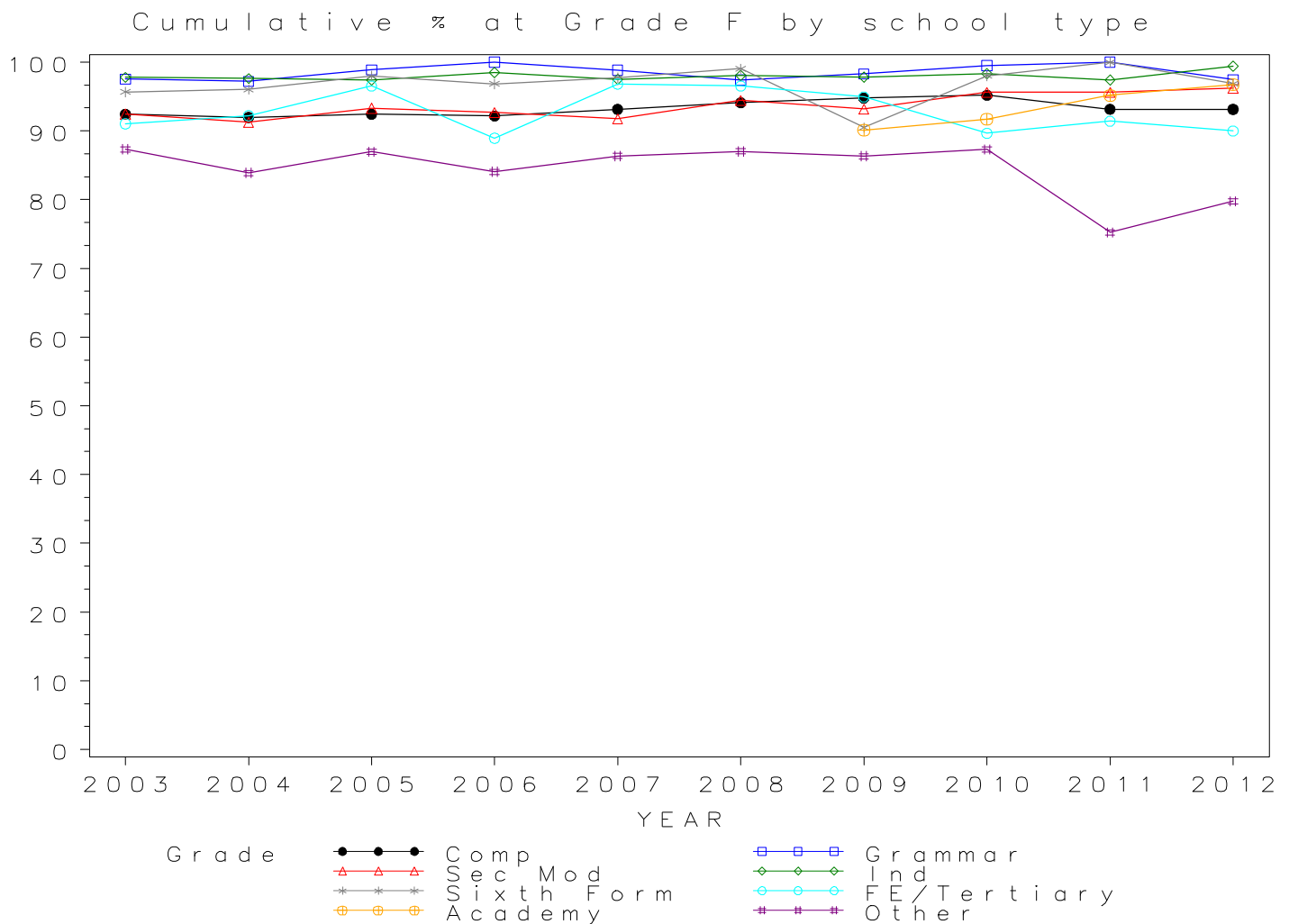


## GCSE BUSINESS & COMM. SYS. Grade F by school type 2003- 2012 Cumulative Percentages

School type	2003	2004	2005	2006	2007	2008	2009	2010	2011	2012
Comprehensive	92.4	92.0	92.4	92.2	93.1	94.1	94.8	95.2	93.1	93.1
Grammar	97.5	97.2	98.9	100.0	98.8	97.4	98.3	99.5	100.0	97.4
Sec Mod	92.5	91.2	93.3	92.7	91.8	94.4	93.2	95.6	95.6	96.2
Independent	97.8	97.6	97.4	98.5	97.5	98.1	97.8	98.3	97.4	99.4
Sixth Form	95.7	96.0	98.0	96.8	97.7	99.1	90.5	98.0	100.0	96.9
FE/Tertiary	91.0	92.2	96.5	88.9	96.8	96.5	94.9	89.6	91.4	90.0
Academy	.	.	.	.	.	.	90.1	91.7	95.2	96.7
Other	87.3	83.9	87.0	84.1	86.3	87.0	86.3	87.3	75.2	79.8

### Cumulative Numbers

School type	2003	2004	2005	2006	2007	2008	2009	2010	2011	2012
Comprehensive	21751	23682	25827	31835	33727	33738	28965	22863	9597	7842
Grammar	515	697	615	546	686	561	575	602	699	381
Sec Mod	4277	4681	4442	4078	4313	4273	3871	2984	1809	1718
Independent	1425	1281	1292	1466	1705	1499	1395	1415	1009	1032
Sixth Form	110	121	97	122	129	105	76	49	28	31
FE/Tertiary	305	296	277	193	213	222	225	147	32	45
Academy	.	.	.	.	.	.	1101	1354	4096	3528
Other	138	245	280	269	272	985	347	323	267	205

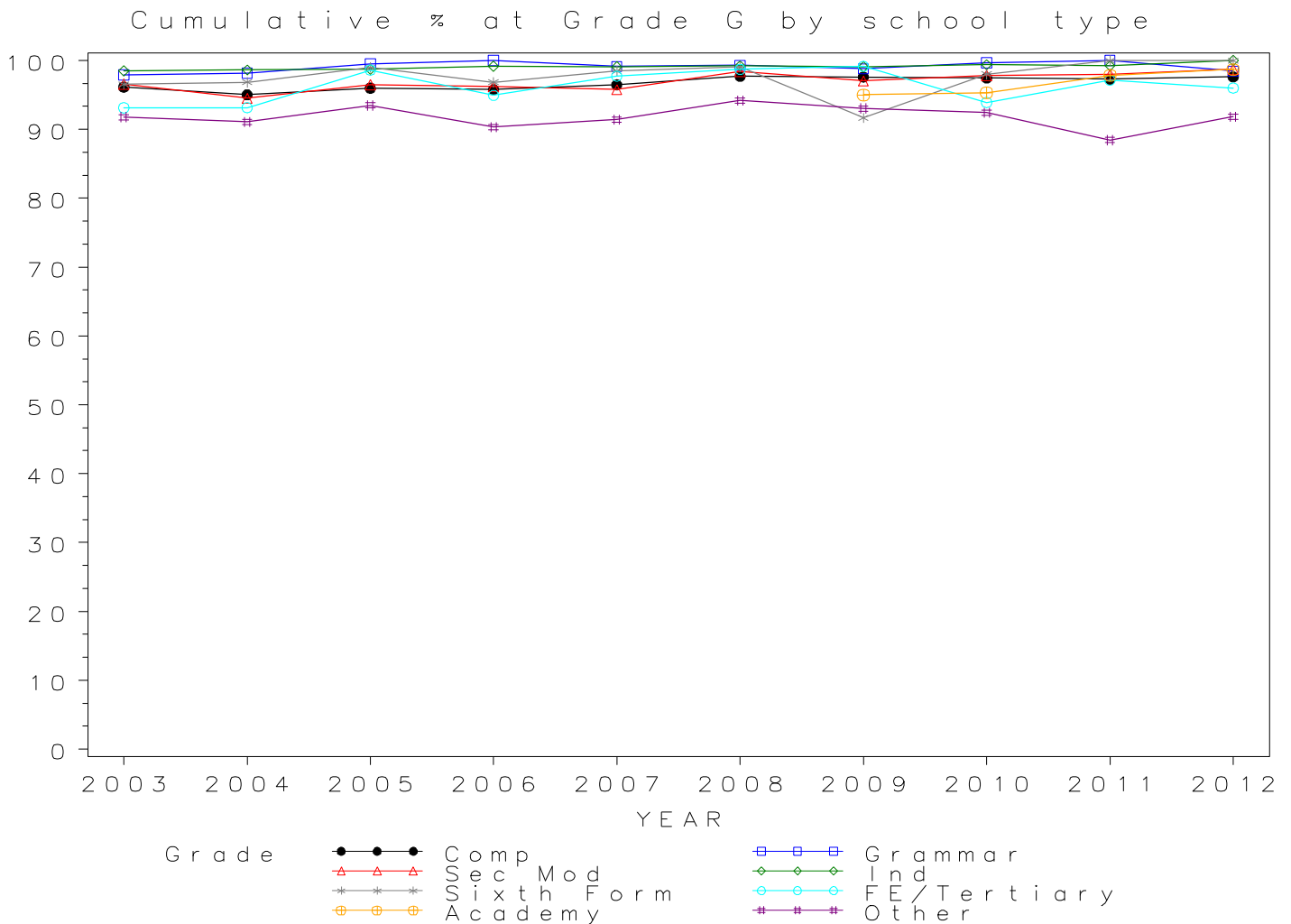


*GCSE BUSINESS & COMM. SYS. Grade G by school type 2003- 2012  
Cumulative Percentages*

School type	2003	2004	2005	2006	2007	2008	2009	2010	2011	2012
Comprehensive	96.1	95.0	96.0	95.8	96.5	97.7	97.6	97.5	97.3	97.6
Grammar	97.9	98.2	99.5	100.0	99.1	99.3	98.8	99.7	100.0	98.5
Sec Mod	96.6	94.5	96.5	96.2	95.8	98.4	97.0	97.8	98.0	98.8
Independent	98.5	98.6	98.7	99.2	99.1	99.2	99.1	99.4	99.2	100.0
Sixth Form	96.5	96.8	99.0	96.8	98.5	99.1	91.7	98.0	100.0	100.0
FE/Tertiary	93.1	93.1	98.6	94.9	97.7	98.7	99.2	93.9	97.1	96.0
Academy	.	.	.	.	.	.	95.0	95.3	97.8	98.7
Other	91.8	91.1	93.5	90.3	91.4	94.2	93.0	92.4	88.5	91.8

*Cumulative Numbers*

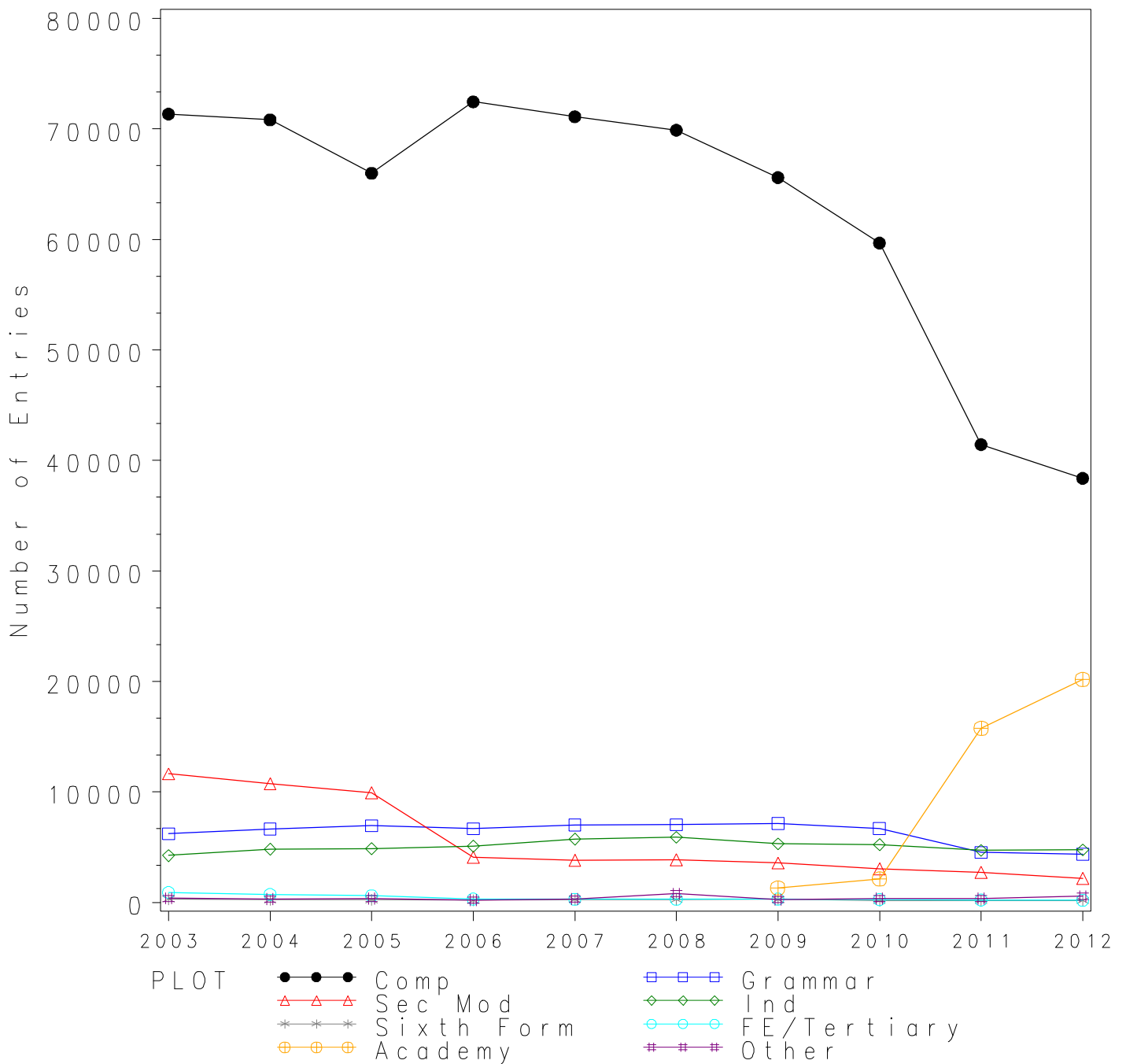
School type	2003	2004	2005	2006	2007	2008	2009	2010	2011	2012
Comprehensive	22621	24465	26822	33088	34934	35031	29824	23415	10023	8219
Grammar	517	704	619	546	688	572	578	603	699	385
Sec Mod	4467	4848	4594	4234	4502	4451	4032	3053	1854	1764
Independent	1435	1294	1310	1476	1733	1516	1413	1430	1028	1038
Sixth Form	111	122	98	122	130	105	77	49	28	32
FE/Tertiary	312	299	283	206	215	227	235	154	34	48
Academy	.	.	.	.	.	.	1161	1408	4208	3601
Other	145	266	301	289	288	1066	374	342	314	236



*Numbers of GCSE entries in BUSINESS STUDIES by school type 2003- 2012*

School type	2003	2004	2005	2006	2007	2008	2009	2010	2011	2012
Comprehensive	71356	70824	65997	72457	71108	69895	65607	59672	41433	38376
Grammar	6218	6645	6943	6672	7001	7037	7150	6681	4531	4361
Sec Mod	11637	10748	9934	4088	3826	3877	3570	3056	2727	2172
Independent	4244	4834	4863	5093	5721	5903	5301	5226	4706	4756
Sixth Form	314	244	241	194	257	252	285	171	160	162
FE/Tertiary	912	730	607	310	285	292	316	262	222	202
Academy	.	.	.	.	.	.	1308	2122	15777	20193
Other	377	318	361	217	301	794	247	368	353	560

**GCSE BUSINESS STUDIES Entries by school type 2003–2012**





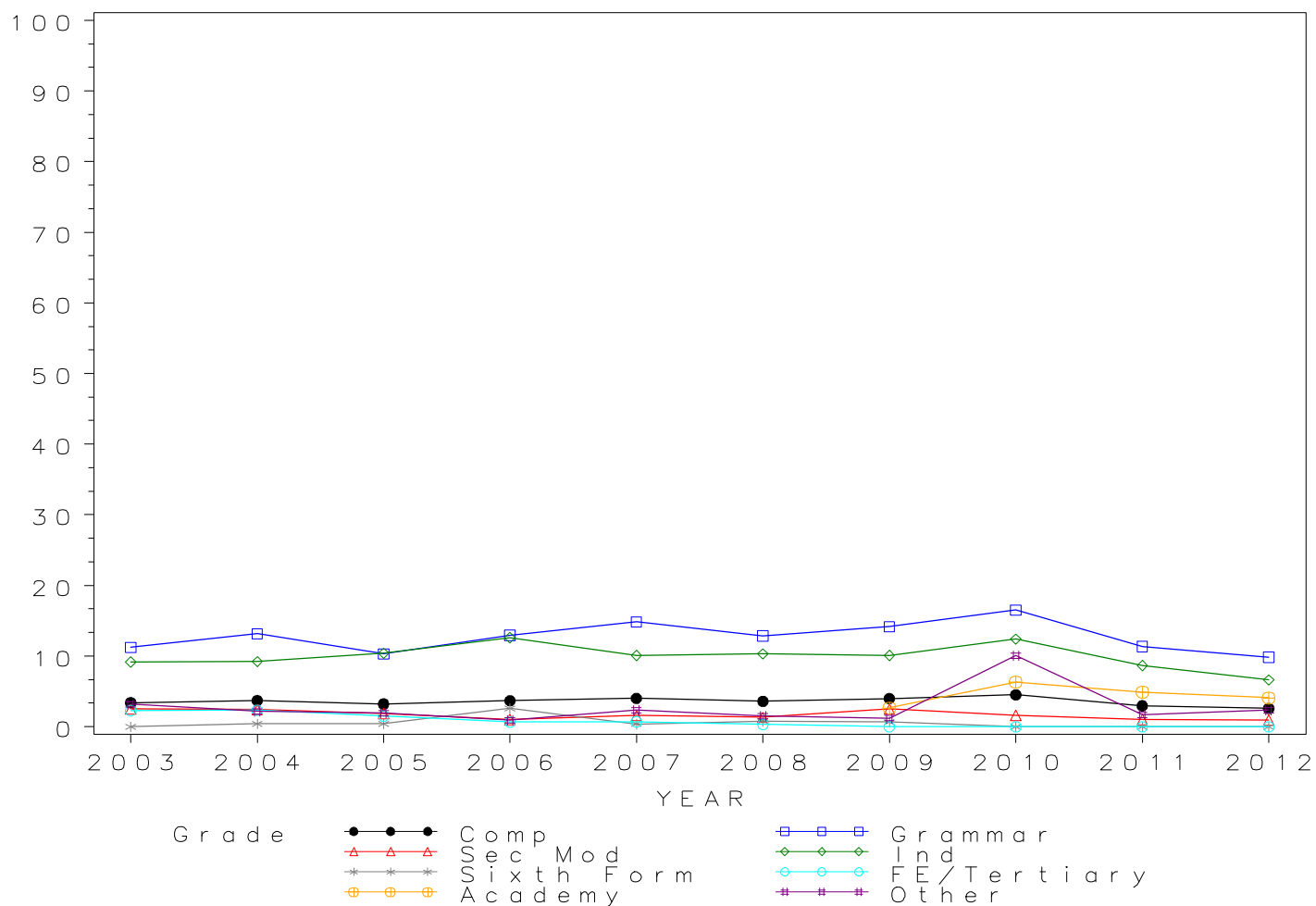
*GCSE BUSINESS STUDIES Grade A\* by school type 2003-2012  
Cumulative Percentages*

School type	2003	2004	2005	2006	2007	2008	2009	2010	2011	2012
Comprehensive	3.4	3.7	3.2	3.7	4.0	3.6	4.0	4.5	3.0	2.6
Grammar	11.2	13.2	10.3	12.9	14.9	12.9	14.2	16.5	11.3	9.9
Sec Mod	2.5	2.4	1.9	1.1	1.6	1.3	2.5	1.6	1.0	1.0
Independent	9.2	9.2	10.4	12.6	10.1	10.3	10.1	12.4	8.7	6.6
Sixth Form	0.0	0.4	0.4	2.6	0.4	0.8	0.7	0.0	0.0	0.0
FE/Tertiary	2.3	2.3	1.5	0.6	0.7	0.3	0.0	0.0	0.0	0.0
Academy	.	.	.	.	.	.	2.7	6.3	4.9	4.1
Other	3.2	2.2	1.9	0.9	2.3	1.5	1.2	10.1	1.7	2.3

*Cumulative Numbers*

School type	2003	2004	2005	2006	2007	2008	2009	2010	2011	2012
Comprehensive	2430	2624	2123	2659	2850	2514	2617	2698	1228	998
Grammar	699	874	716	863	1040	905	1012	1104	514	430
Sec Mod	292	261	187	43	60	52	90	50	28	21
Independent	390	445	506	642	578	608	535	648	409	314
Sixth Form	0	1	1	5	1	2	2	0	0	0
FE/Tertiary	21	17	9	2	2	1	0	0	0	0
Academy	.	.	.	.	.	.	35	134	773	828
Other	12	7	7	2	7	12	3	37	6	13

Cumulative % at Grade A\* by school type



## GCSE BUSINESS STUDIES Grade A by school type 2003- 2012

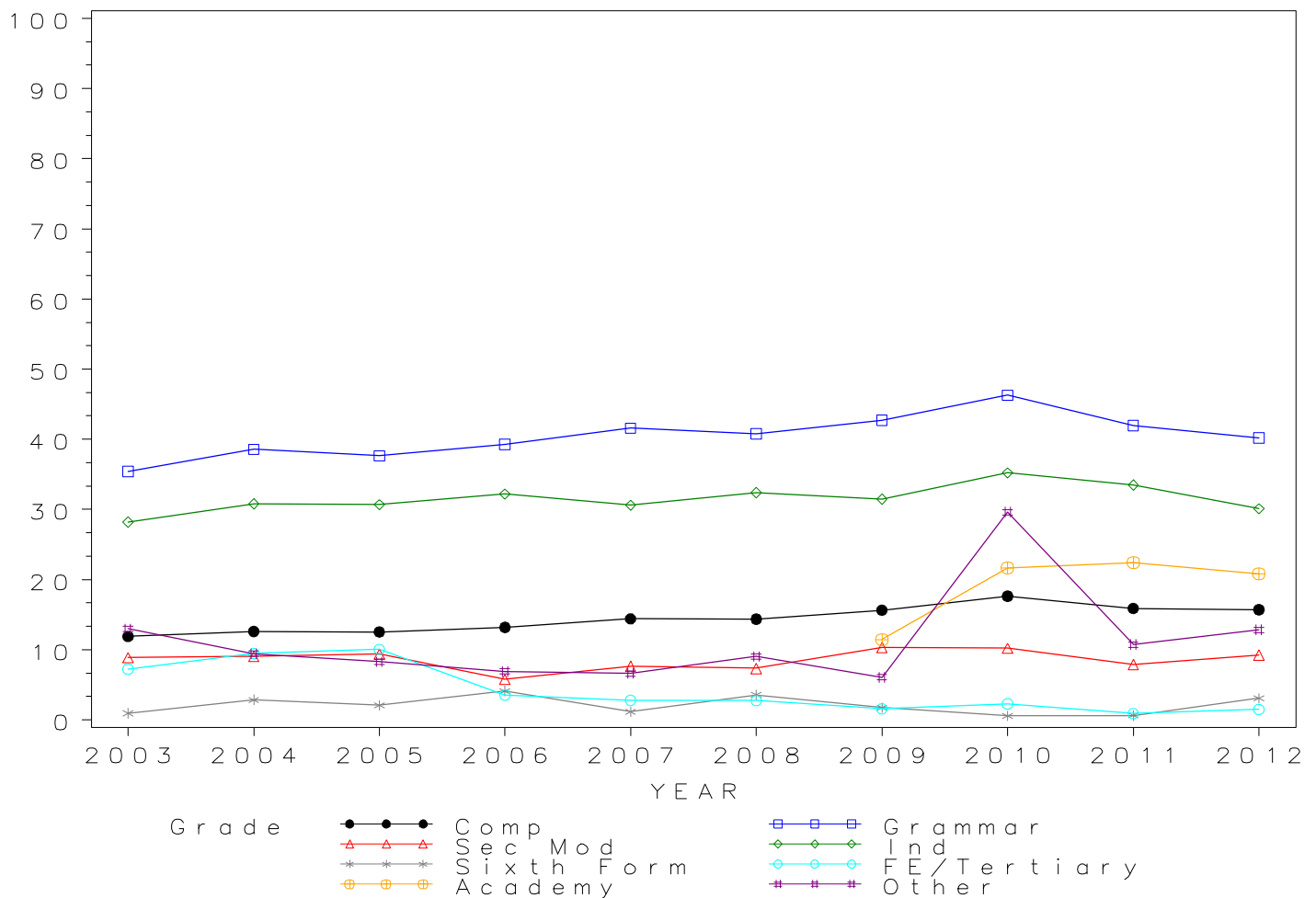
### Cumulative Percentages

School type	2003	2004	2005	2006	2007	2008	2009	2010	2011	2012
Comprehensive	11.9	12.6	12.5	13.2	14.4	14.4	15.6	17.6	15.9	15.7
Grammar	35.4	38.6	37.6	39.3	41.6	40.8	42.7	46.3	42.0	40.2
Sec Mod	8.9	9.1	9.4	5.8	7.7	7.4	10.3	10.2	7.9	9.3
Independent	28.2	30.8	30.7	32.2	30.6	32.4	31.5	35.2	33.5	30.1
Sixth Form	1.0	2.9	2.1	4.1	1.2	3.6	1.8	0.6	0.6	3.1
FE/Tertiary	7.2	9.5	10.0	3.5	2.8	2.7	1.6	2.3	0.9	1.5
Academy	.	.	.	.	.	.	11.5	21.7	22.4	20.8
Other	13.0	9.4	8.3	6.9	6.6	9.1	6.1	29.6	10.8	12.9

### Cumulative Numbers

School type	2003	2004	2005	2006	2007	2008	2009	2010	2011	2012
Comprehensive	8498	8935	8282	9558	10261	10044	10264	10527	6588	6033
Grammar	2203	2562	2614	2620	2911	2872	3054	3092	1901	1754
Sec Mod	1033	978	933	237	293	285	369	313	216	201
Independent	1197	1489	1493	1640	1751	1913	1670	1840	1577	1432
Sixth Form	3	7	5	8	3	9	5	1	1	5
FE/Tertiary	66	69	61	11	8	8	5	6	2	3
Academy	.	.	.	.	.	.	150	460	3534	4200
Other	49	30	30	15	20	72	15	109	38	72

Cumulative % at Grade A by school type



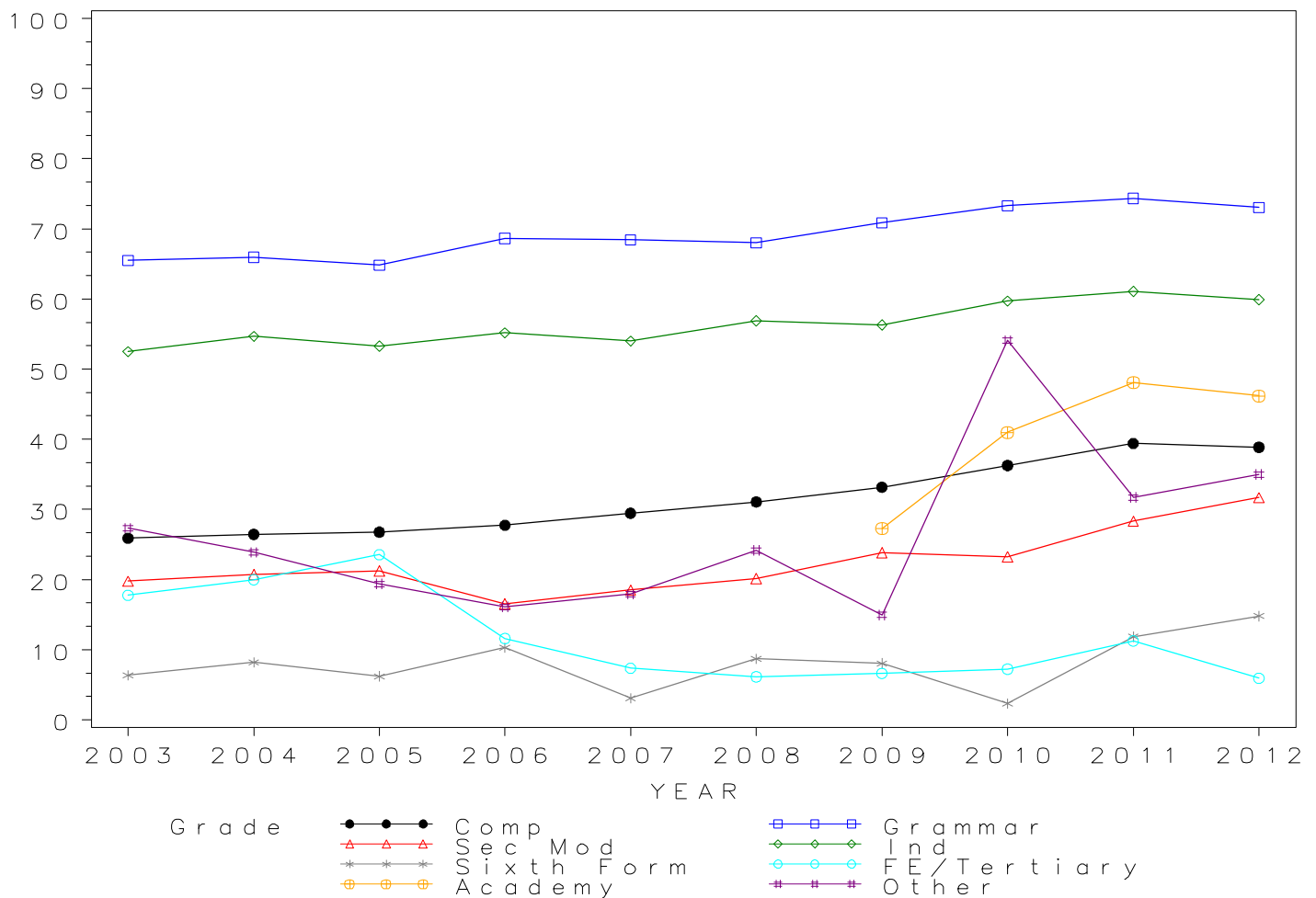
## GCSE BUSINESS STUDIES Grade B by school type 2003- 2012 Cumulative Percentages

School type	2003	2004	2005	2006	2007	2008	2009	2010	2011	2012
Comprehensive	25.9	26.5	26.8	27.8	29.5	31.1	33.2	36.3	39.4	38.9
Grammar	65.5	66.0	64.8	68.6	68.4	68.0	70.9	73.3	74.3	73.1
Sec Mod	19.8	20.7	21.3	16.6	18.5	20.2	23.9	23.3	28.3	31.7
Independent	52.5	54.7	53.3	55.2	54.0	56.9	56.3	59.7	61.1	59.9
Sixth Form	6.4	8.2	6.2	10.3	3.1	8.7	8.1	2.3	11.9	14.8
FE/Tertiary	17.8	20.0	23.6	11.6	7.4	6.2	6.6	7.3	11.3	5.9
Academy	.	.	.	.	.	.	27.3	41.0	48.1	46.2
Other	27.3	23.9	19.4	16.1	17.9	24.2	15.0	54.1	31.7	35.0

### Cumulative Numbers

School type	2003	2004	2005	2006	2007	2008	2009	2010	2011	2012
Comprehensive	18485	18741	17673	20108	20951	21724	21767	21647	16324	14919
Grammar	4072	4384	4500	4579	4790	4785	5067	4898	3368	3186
Sec Mod	2303	2230	2113	677	709	782	852	711	773	688
Independent	2228	2644	2592	2811	3089	3359	2984	3120	2875	2849
Sixth Form	20	20	15	20	8	22	23	4	19	24
FE/Tertiary	162	146	143	36	21	18	21	19	25	12
Academy	.	.	.	.	.	.	357	870	7589	9329
Other	103	76	70	35	54	192	37	199	112	196

Cumulative % at Grade B by school type



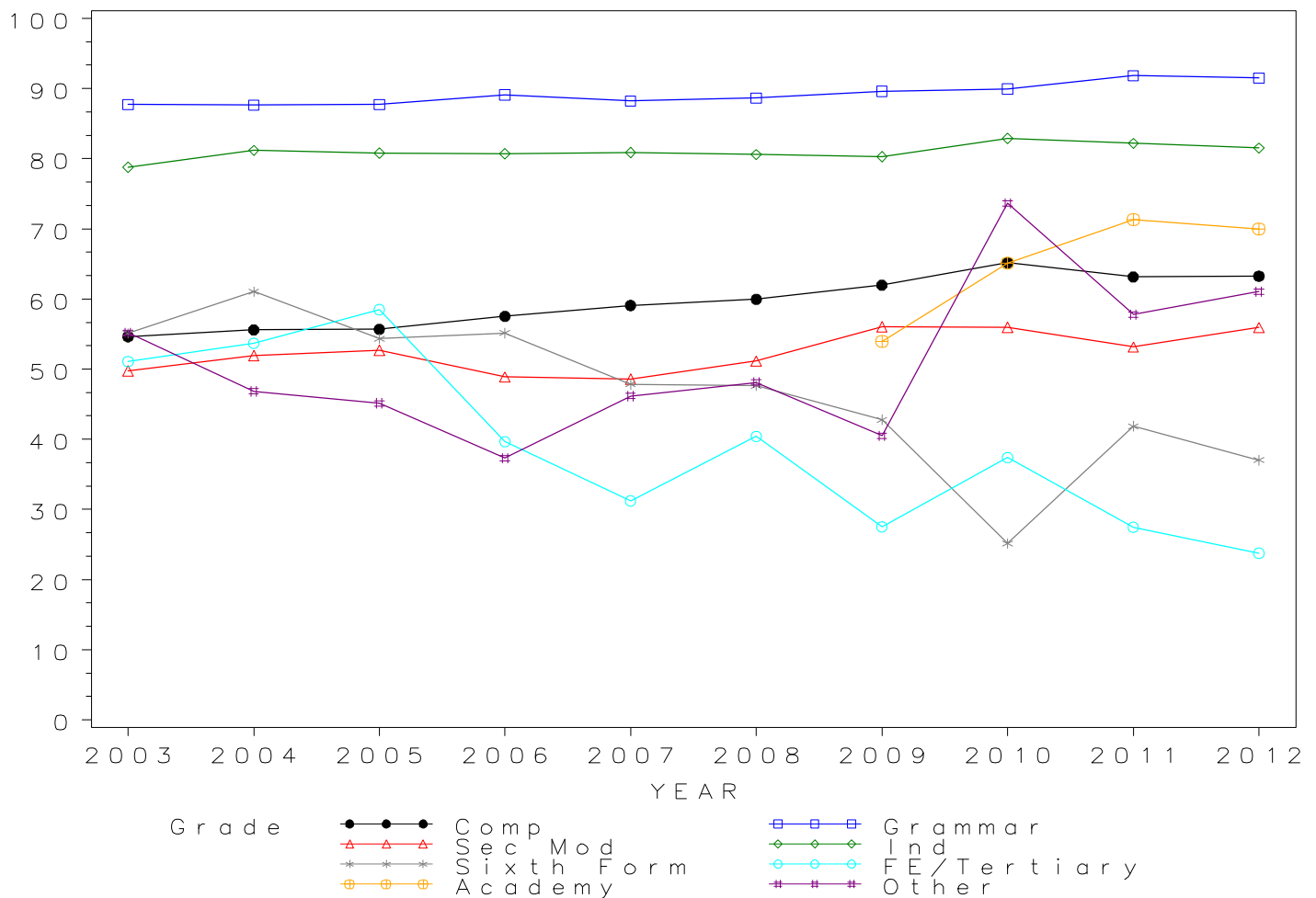
## GCSE BUSINESS STUDIES Grade C by school type 2003- 2012 Cumulative Percentages

School type	2003	2004	2005	2006	2007	2008	2009	2010	2011	2012
Comprehensive	54.6	55.6	55.7	57.5	59.1	59.9	62.0	65.2	63.2	63.3
Grammar	87.7	87.7	87.7	89.1	88.2	88.6	89.6	89.9	91.8	91.5
Sec Mod	49.8	51.9	52.7	48.9	48.6	51.2	56.1	56.0	53.2	55.9
Independent	78.8	81.2	80.8	80.7	80.9	80.6	80.3	82.9	82.2	81.5
Sixth Form	55.1	61.1	54.4	55.2	47.9	47.6	42.8	25.1	41.9	37.0
FE/Tertiary	51.1	53.7	58.5	39.7	31.2	40.4	27.5	37.4	27.5	23.8
Academy	.	.	.	.	.	.	54.0	65.1	71.3	70.0
Other	55.2	46.9	45.2	37.3	46.2	48.1	40.5	73.6	57.8	61.1

### Cumulative Numbers

School type	2003	2004	2005	2006	2007	2008	2009	2010	2011	2012
Comprehensive	38993	39379	36753	41687	42017	41897	40654	38888	26171	24277
Grammar	5455	5825	6092	5945	6177	6238	6407	6009	4161	3991
Sec Mod	5793	5583	5235	1999	1859	1984	2001	1711	1450	1215
Independent	3344	3925	3929	4110	4628	4758	4257	4332	3868	3876
Sixth Form	173	149	131	107	123	120	122	43	67	60
FE/Tertiary	466	392	355	123	89	118	87	98	61	48
Academy	.	.	.	.	.	.	706	1381	11249	14135
Other	208	149	163	81	139	382	100	271	204	342

Cumulative % at Grade C by school type



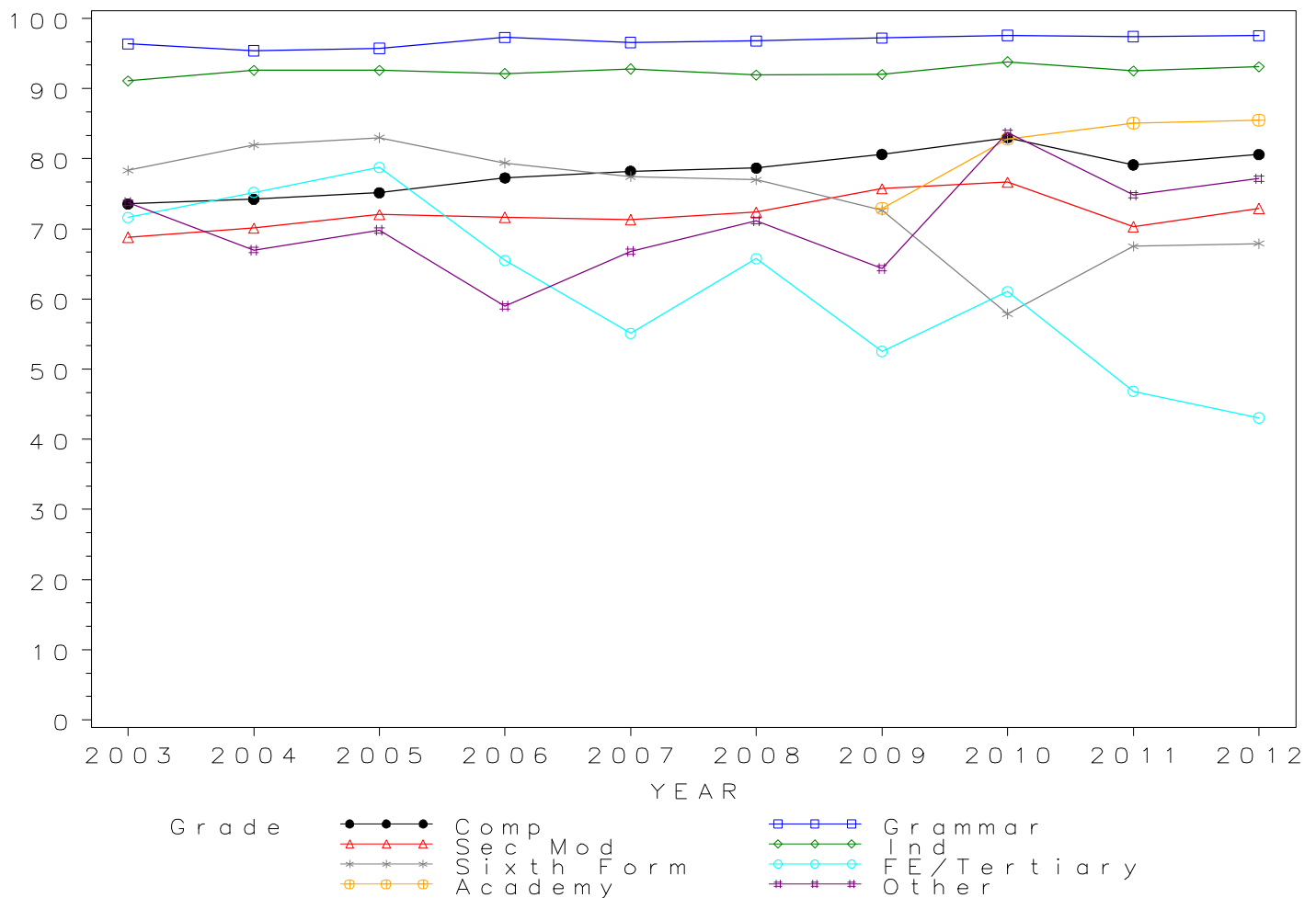
## GCSE BUSINESS STUDIES Grade D by school type 2003- 2012 Cumulative Percentages

School type	2003	2004	2005	2006	2007	2008	2009	2010	2011	2012
Comprehensive	73.5	74.2	75.1	77.3	78.2	78.7	80.6	83.0	79.1	80.6
Grammar	96.4	95.4	95.8	97.3	96.6	96.8	97.2	97.6	97.4	97.5
Sec Mod	68.8	70.1	72.0	71.7	71.3	72.4	75.7	76.6	70.3	72.9
Independent	91.1	92.6	92.6	92.1	92.8	91.9	92.0	93.8	92.5	93.1
Sixth Form	78.3	82.0	83.0	79.4	77.4	77.0	72.6	57.9	67.5	67.9
FE/Tertiary	71.6	75.2	78.7	65.5	55.1	65.8	52.5	61.1	46.8	43.1
Academy	.	.	.	.	.	.	72.9	82.8	85.1	85.5
Other	73.7	67.0	69.8	59.0	66.8	71.2	64.4	83.7	74.8	77.1

## Cumulative Numbers

School type	2003	2004	2005	2006	2007	2008	2009	2010	2011	2012
Comprehensive	52476	52571	49589	55983	55613	54995	52894	49531	32788	30933
Grammar	5993	6340	6648	6490	6761	6812	6950	6519	4414	4254
Sec Mod	8006	7537	7157	2930	2729	2806	2703	2342	1918	1584
Independent	3866	4476	4503	4691	5309	5425	4877	4902	4353	4428
Sixth Form	246	200	200	154	199	194	207	99	108	110
FE/Tertiary	653	549	478	203	157	192	166	160	104	87
Academy	.	.	.	.	.	.	954	1757	13426	17265
Other	278	213	252	128	201	565	159	308	264	432

Cumulative % at Grade D by school type



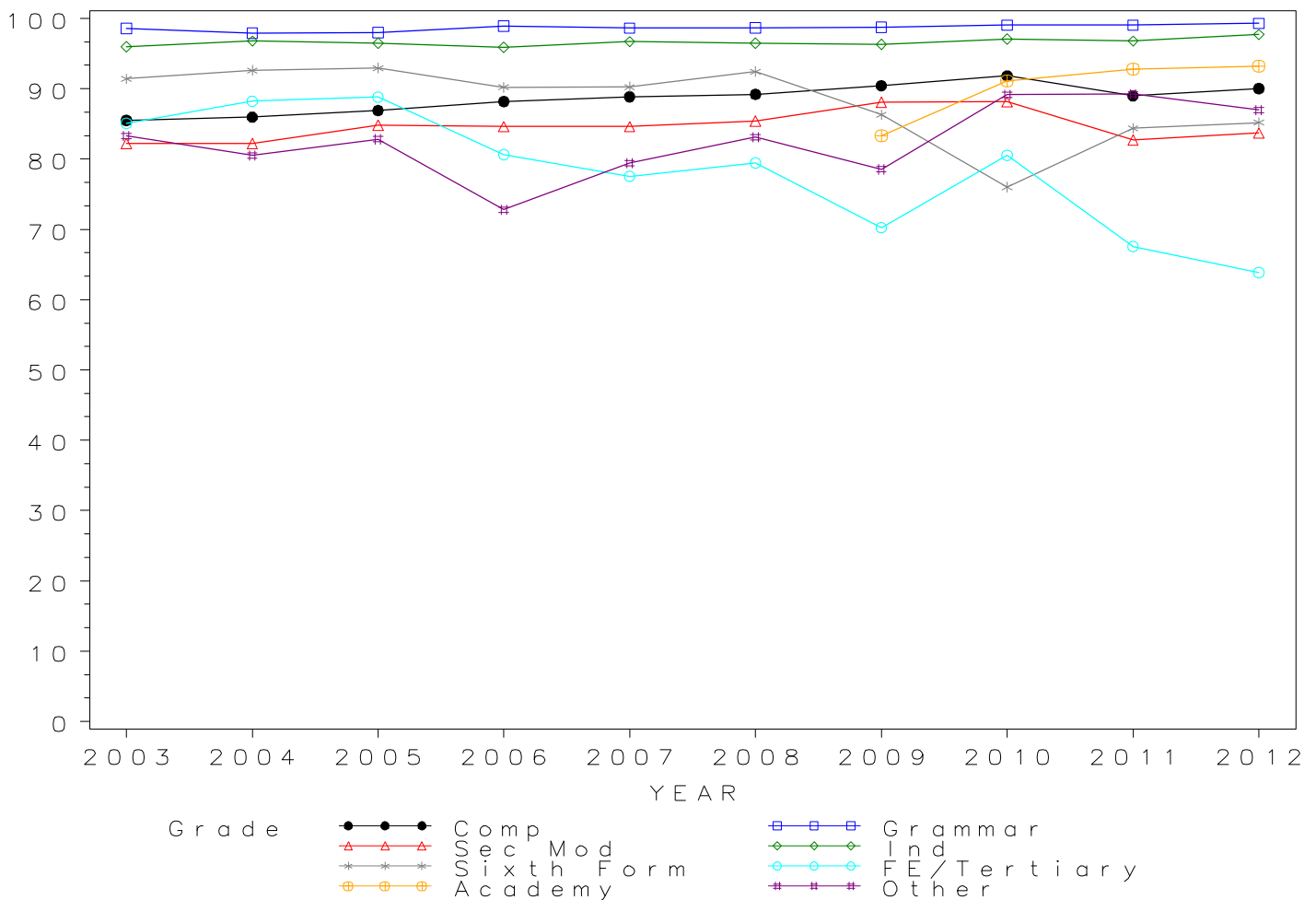
*GCSE BUSINESS STUDIES Grade E by school type 2003- 2012  
Cumulative Percentages*

School type	2003	2004	2005	2006	2007	2008	2009	2010	2011	2012
Comprehensive	85.5	85.9	86.9	88.2	88.9	89.2	90.4	91.8	89.0	90.0
Grammar	98.6	97.9	98.0	98.9	98.6	98.7	98.7	99.0	99.1	99.3
Sec Mod	82.2	82.2	84.8	84.6	84.6	85.4	88.1	88.2	82.7	83.7
Independent	96.0	96.8	96.5	95.9	96.7	96.5	96.3	97.1	96.8	97.7
Sixth Form	91.4	92.6	92.9	90.2	90.3	92.5	86.3	76.0	84.4	85.2
FE/Tertiary	85.1	88.2	88.8	80.6	77.5	79.5	70.3	80.5	67.6	63.9
Academy	.	.	.	.	.	.	83.3	91.1	92.8	93.2
Other	83.3	80.5	82.8	72.8	79.4	83.1	78.5	89.1	89.2	87.0

*Cumulative Numbers*

School type	2003	2004	2005	2006	2007	2008	2009	2010	2011	2012
Comprehensive	61013	60870	57356	63900	63185	62350	59330	54791	36875	34549
Grammar	6131	6507	6803	6601	6905	6943	7060	6617	4488	4330
Sec Mod	9569	8836	8428	3459	3238	3312	3145	2694	2256	1818
Independent	4074	4679	4693	4884	5532	5696	5105	5074	4555	4647
Sixth Form	287	226	224	175	232	233	246	130	135	138
FE/Tertiary	776	644	539	250	221	232	222	211	150	129
Academy	.	.	.	.	.	.	1090	1933	14641	18820
Other	314	256	299	158	239	660	194	328	315	487

Cumulative % at Grade E by school type

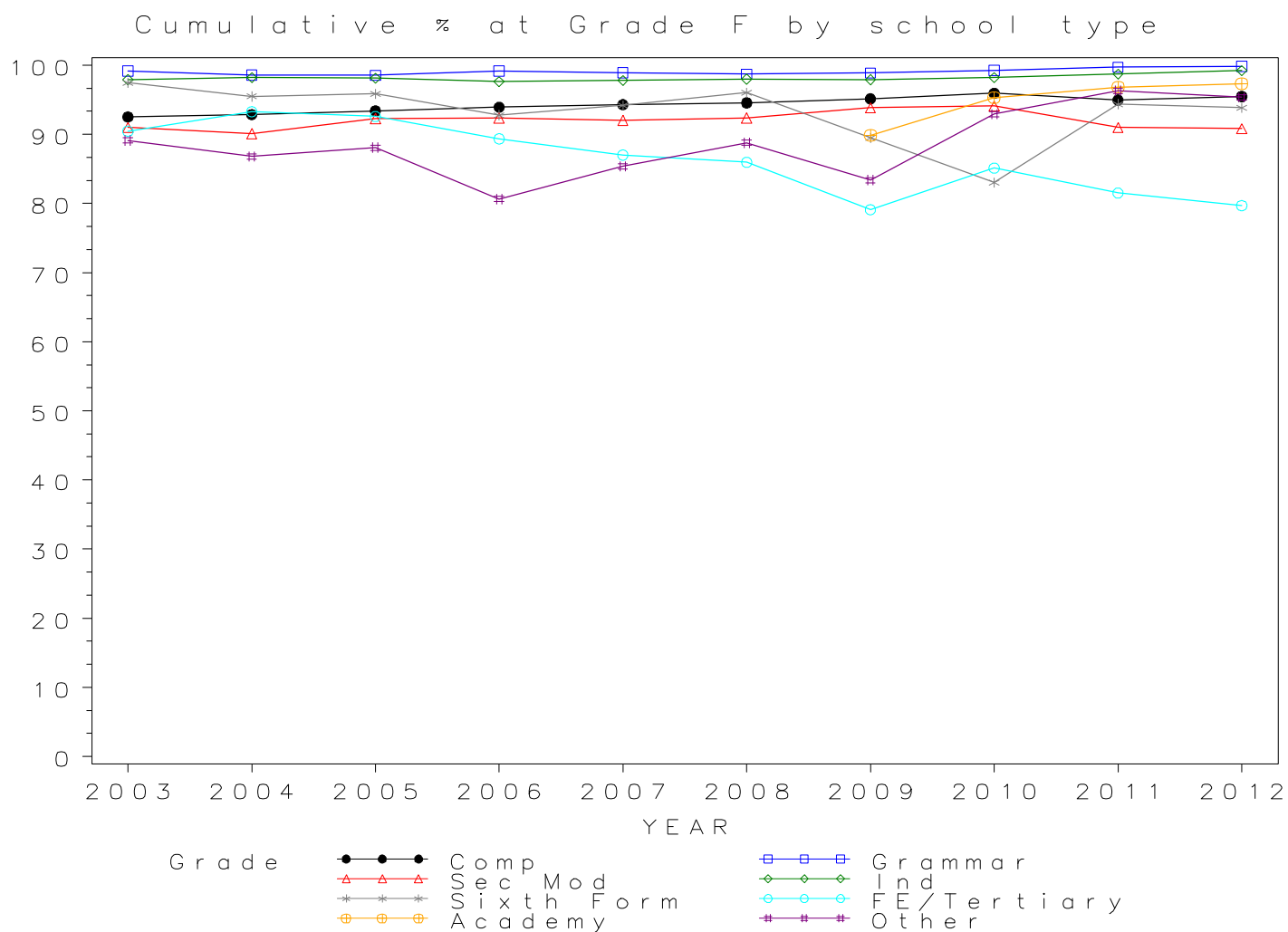


## GCSE BUSINESS STUDIES Grade F by school type 2003- 2012 Cumulative Percentages

School type	2003	2004	2005	2006	2007	2008	2009	2010	2011	2012
Comprehensive	92.5	92.9	93.4	93.9	94.3	94.6	95.1	95.9	95.0	95.5
Grammar	99.2	98.6	98.5	99.2	98.9	98.7	98.9	99.3	99.7	99.8
Sec Mod	91.0	90.1	92.3	92.4	92.0	92.4	93.9	94.1	91.0	90.8
Independent	97.9	98.2	98.1	97.6	97.8	98.0	97.9	98.2	98.7	99.2
Sixth Form	97.5	95.5	95.9	92.8	94.2	96.0	89.5	83.0	94.4	93.8
FE/Tertiary	90.5	93.3	92.6	89.4	87.0	86.0	79.1	85.1	81.5	79.7
Academy	.	.	.	.	.	.	89.8	95.3	96.8	97.3
Other	89.1	86.8	88.1	80.6	85.4	88.8	83.4	92.9	96.3	95.4

### Cumulative Numbers

School type	2003	2004	2005	2006	2007	2008	2009	2010	2011	2012
Comprehensive	66023	65771	61637	68058	67053	66086	62421	57254	39350	36646
Grammar	6166	6550	6841	6617	6924	6945	7070	6631	4518	4354
Sec Mod	10588	9684	9167	3776	3521	3582	3351	2876	2481	1973
Independent	4155	4747	4771	4971	5595	5785	5190	5132	4645	4718
Sixth Form	306	233	231	180	242	242	255	142	151	152
FE/Tertiary	825	681	562	277	248	251	250	223	181	161
Academy	.	.	.	.	.	.	1175	2022	15272	19648
Other	336	276	318	175	257	705	206	342	340	534



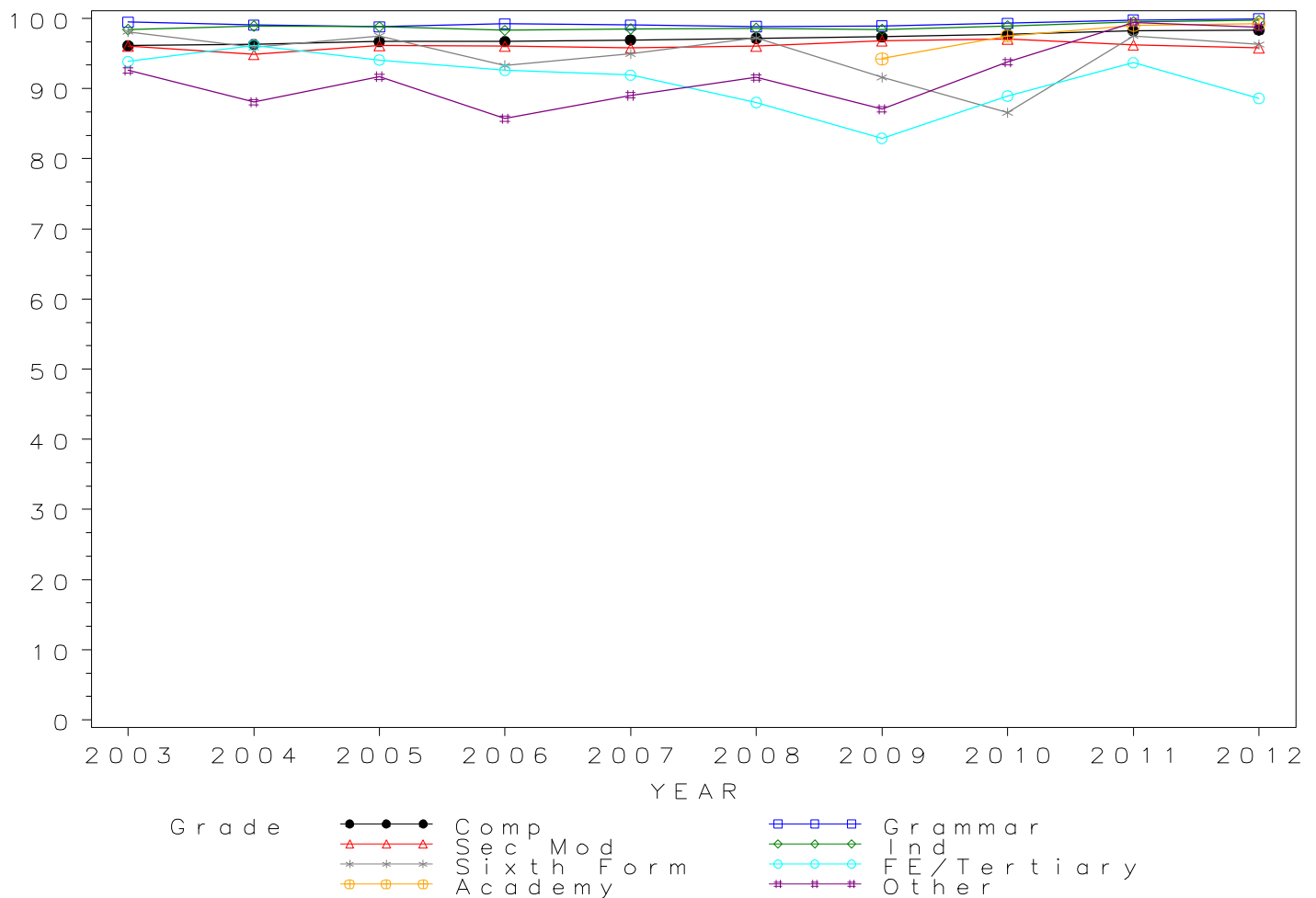
## GCSE BUSINESS STUDIES Grade G by school type 2003-2012 Cumulative Percentages

School type	2003	2004	2005	2006	2007	2008	2009	2010	2011	2012
Comprehensive	96.1	96.3	96.7	96.7	96.9	97.2	97.4	97.7	98.2	98.3
Grammar	99.5	99.1	98.8	99.2	99.0	98.8	98.9	99.3	99.8	99.9
Sec Mod	96.1	94.8	96.1	96.0	95.8	96.1	96.8	97.1	96.2	95.8
Independent	98.4	98.9	98.8	98.3	98.5	98.6	98.4	98.9	99.5	99.7
Sixth Form	98.1	95.9	97.5	93.3	94.9	97.2	91.6	86.5	97.5	96.3
FE/Tertiary	93.9	96.2	94.1	92.6	91.9	88.0	82.9	88.9	93.7	88.6
Academy	.	.	.	.	.	.	94.3	97.5	99.0	99.2
Other	92.6	88.1	91.7	85.7	89.0	91.6	87.0	93.8	99.4	98.8

### Cumulative Numbers

School type	2003	2004	2005	2006	2007	2008	2009	2010	2011	2012
Comprehensive	68588	68186	63818	70072	68921	67906	63886	58304	40702	37741
Grammar	6184	6583	6860	6619	6933	6955	7074	6635	4521	4357
Sec Mod	11180	10193	9548	3926	3665	3725	3456	2967	2623	2081
Independent	4176	4781	4805	5006	5635	5820	5216	5169	4682	4742
Sixth Form	308	234	235	181	244	245	261	148	156	156
FE/Tertiary	856	702	571	287	262	257	262	233	208	179
Academy	.	.	.	.	.	.	1233	2069	15619	20031
Other	349	280	331	186	268	727	215	345	351	553

Cumulative % at Grade G by school type

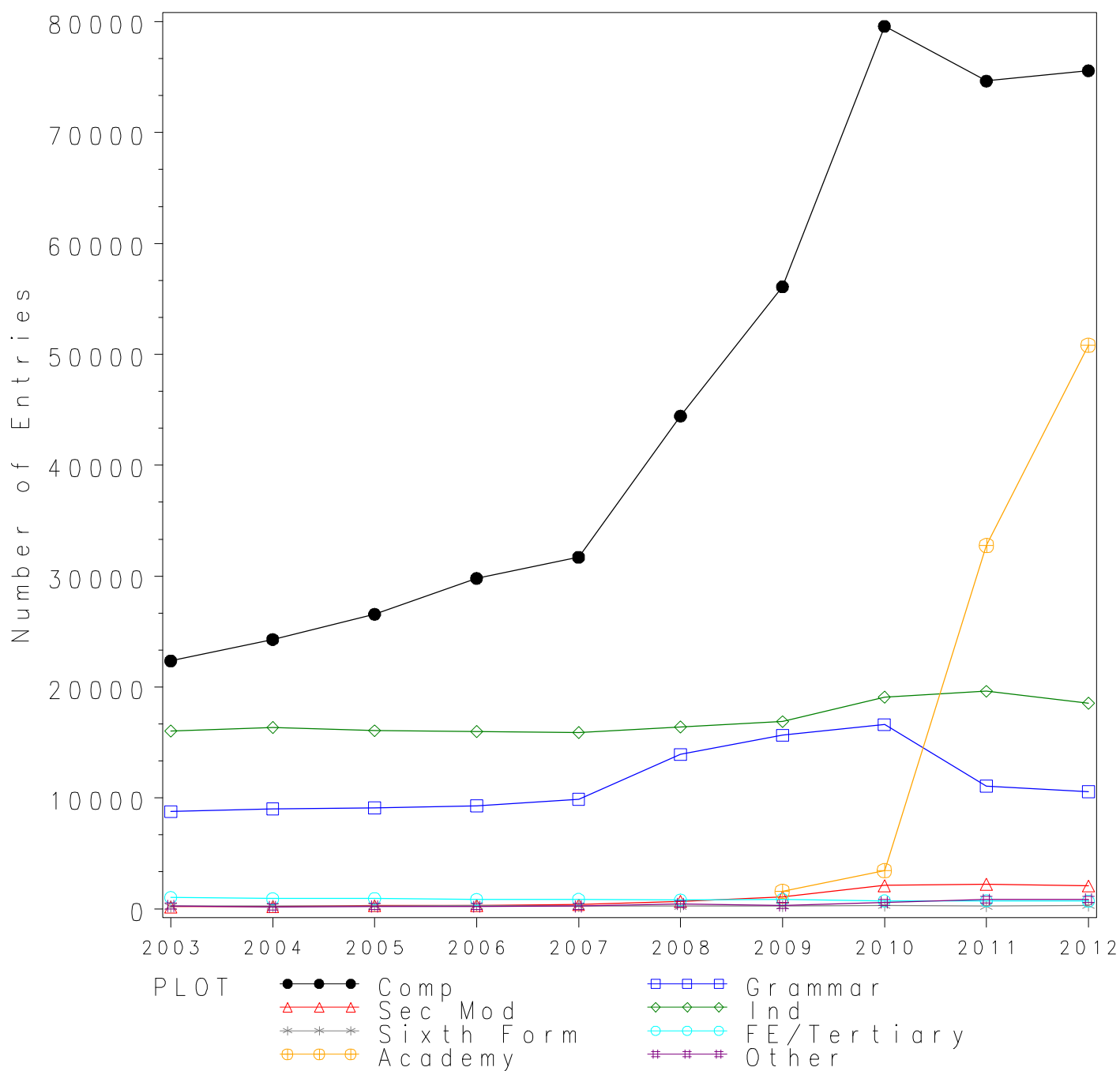




*Numbers of GCSE entries in CHEMISTRY by school type 2003- 2012*

School type	2003	2004	2005	2006	2007	2008	2009	2010	2011	2012
Comprehensive	22359	24286	26563	29801	31705	44432	56090	79584	74646	75574
Grammar	8773	9015	9112	9300	9888	13924	15651	16612	11066	10560
Sec Mod	189	231	292	318	379	678	1091	2104	2231	2068
Independent	16033	16354	16071	15994	15895	16415	16887	19096	19615	18546
Sixth Form	236	259	252	288	261	235	274	294	245	299
FE/Tertiary	1025	919	929	849	865	802	855	728	732	693
Academy	.	.	.	.	.	.	1563	3456	32750	50818
Other	261	170	208	201	233	455	306	581	835	853

GCSE CHEMISTRY Entries by school type 2003–2012



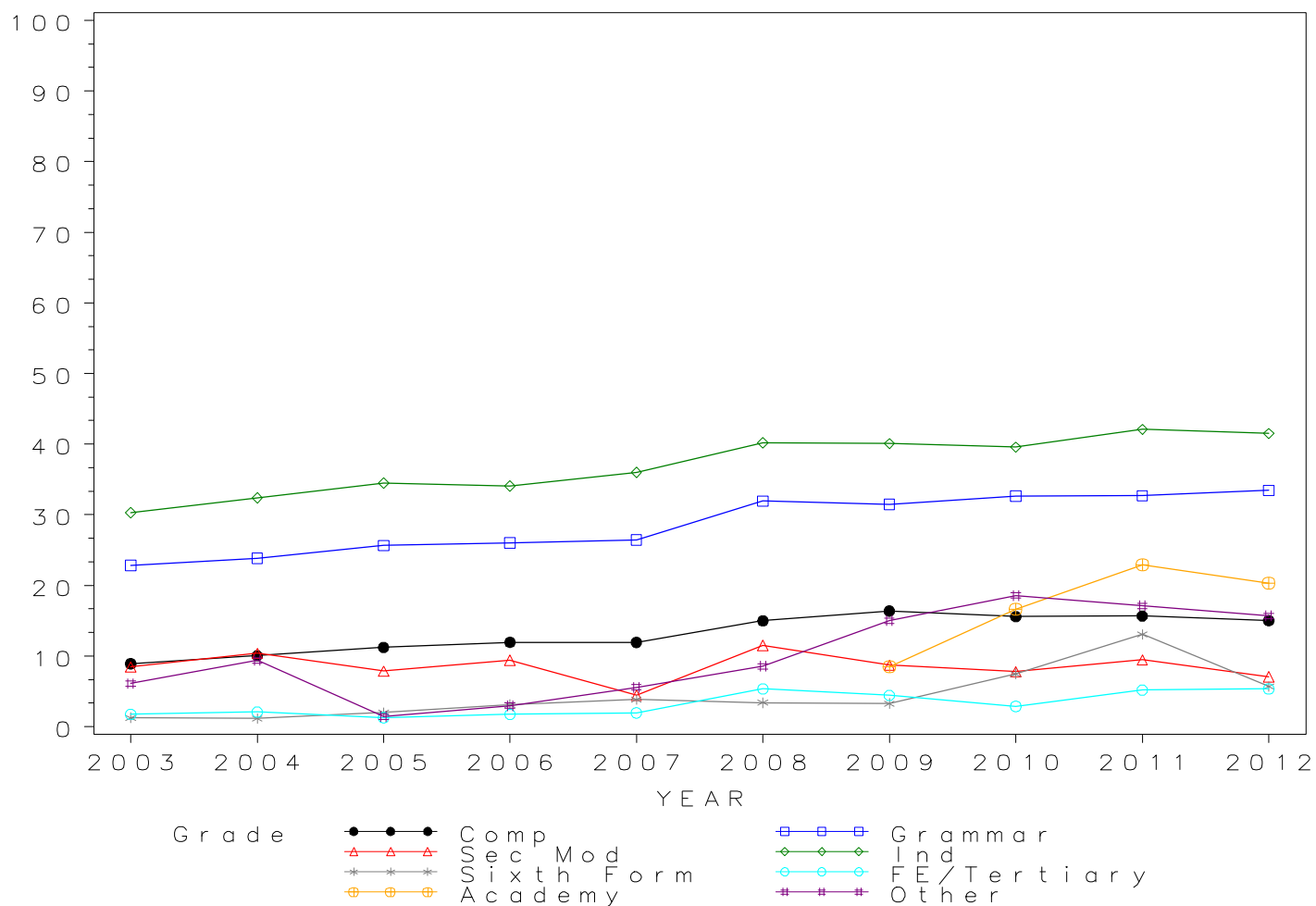
*GCSE CHEMISTRY Grade A\* by school type 2003- 2012  
Cumulative Percentages*

School type	2003	2004	2005	2006	2007	2008	2009	2010	2011	2012
Comprehensive	8.9	10.1	11.2	12.0	11.9	15.0	16.4	15.6	15.7	15.0
Grammar	22.9	23.8	25.6	26.0	26.4	32.0	31.5	32.7	32.7	33.5
Sec Mod	8.5	10.4	7.9	9.4	4.5	11.5	8.7	7.8	9.5	7.1
Independent	30.3	32.4	34.5	34.1	36.0	40.2	40.1	39.6	42.1	41.5
Sixth Form	1.3	1.2	2.0	3.1	3.8	3.4	3.3	7.5	13.1	5.7
FE/Tertiary	1.8	2.1	1.3	1.8	2.0	5.4	4.4	2.9	5.2	5.3
Academy	.	.	.	.	.	.	8.5	16.6	22.9	20.3
Other	6.1	9.4	1.4	3.0	5.6	8.6	15.0	18.6	17.1	15.7

*Cumulative Numbers*

School type	2003	2004	2005	2006	2007	2008	2009	2010	2011	2012
Comprehensive	1993	2441	2979	3564	3787	6658	9188	12398	11708	11357
Grammar	2005	2150	2336	2422	2614	4449	4929	5426	3617	3535
Sec Mod	16	24	23	30	17	78	95	164	211	146
Independent	4858	5299	5544	5454	5722	6599	6772	7562	8258	7697
Sixth Form	3	3	5	9	10	8	9	22	32	17
FE/Tertiary	18	19	12	15	17	43	38	21	38	37
Academy	.	.	.	.	.	.	133	574	7500	10316
Other	16	16	3	6	13	39	46	108	143	134

Cumulative % at Grade A\* by school type



## GCSE CHEMISTRY Grade A by school type 2003-2012

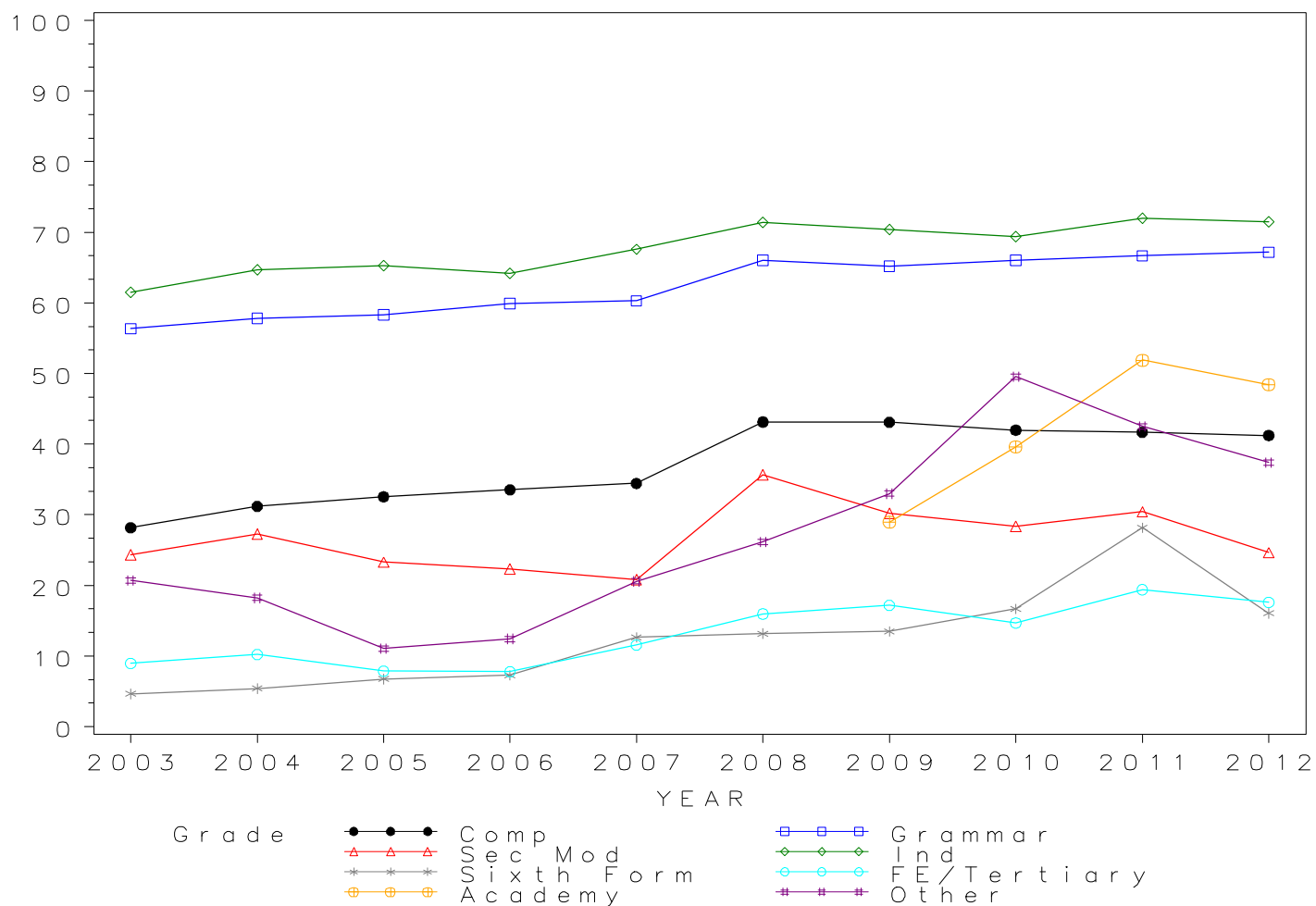
### Cumulative Percentages

School type	2003	2004	2005	2006	2007	2008	2009	2010	2011	2012
Comprehensive	28.2	31.2	32.6	33.6	34.4	43.1	43.1	42.0	41.7	41.2
Grammar	56.4	57.8	58.3	59.9	60.3	66.0	65.2	66.0	66.7	67.2
Sec Mod	24.3	27.3	23.3	22.3	20.8	35.7	30.2	28.4	30.4	24.7
Independent	61.5	64.7	65.3	64.2	67.6	71.4	70.4	69.4	72.0	71.5
Sixth Form	4.7	5.4	6.7	7.3	12.6	13.2	13.5	16.7	28.2	16.1
FE/Tertiary	9.0	10.2	7.9	7.8	11.6	16.0	17.2	14.7	19.4	17.6
Academy	.	.	.	.	.	.	29.0	39.6	51.9	48.4
Other	20.7	18.2	11.1	12.4	20.6	26.2	33.0	49.6	42.5	37.4

### Cumulative Numbers

School type	2003	2004	2005	2006	2007	2008	2009	2010	2011	2012
Comprehensive	6300	7574	8650	10001	10920	19166	24176	33411	31111	31162
Grammar	4944	5211	5314	5573	5964	9194	10207	10968	7379	7092
Sec Mod	46	63	68	71	79	242	330	597	679	510
Independent	9860	10581	10494	10268	10745	11720	11888	13253	14123	13260
Sixth Form	11	14	17	21	33	31	37	49	69	48
FE/Tertiary	92	94	73	66	100	128	147	107	142	122
Academy	.	.	.	.	.	.	453	1369	16997	24596
Other	54	31	23	25	48	119	101	288	355	319

Cumulative % at Grade A by school type



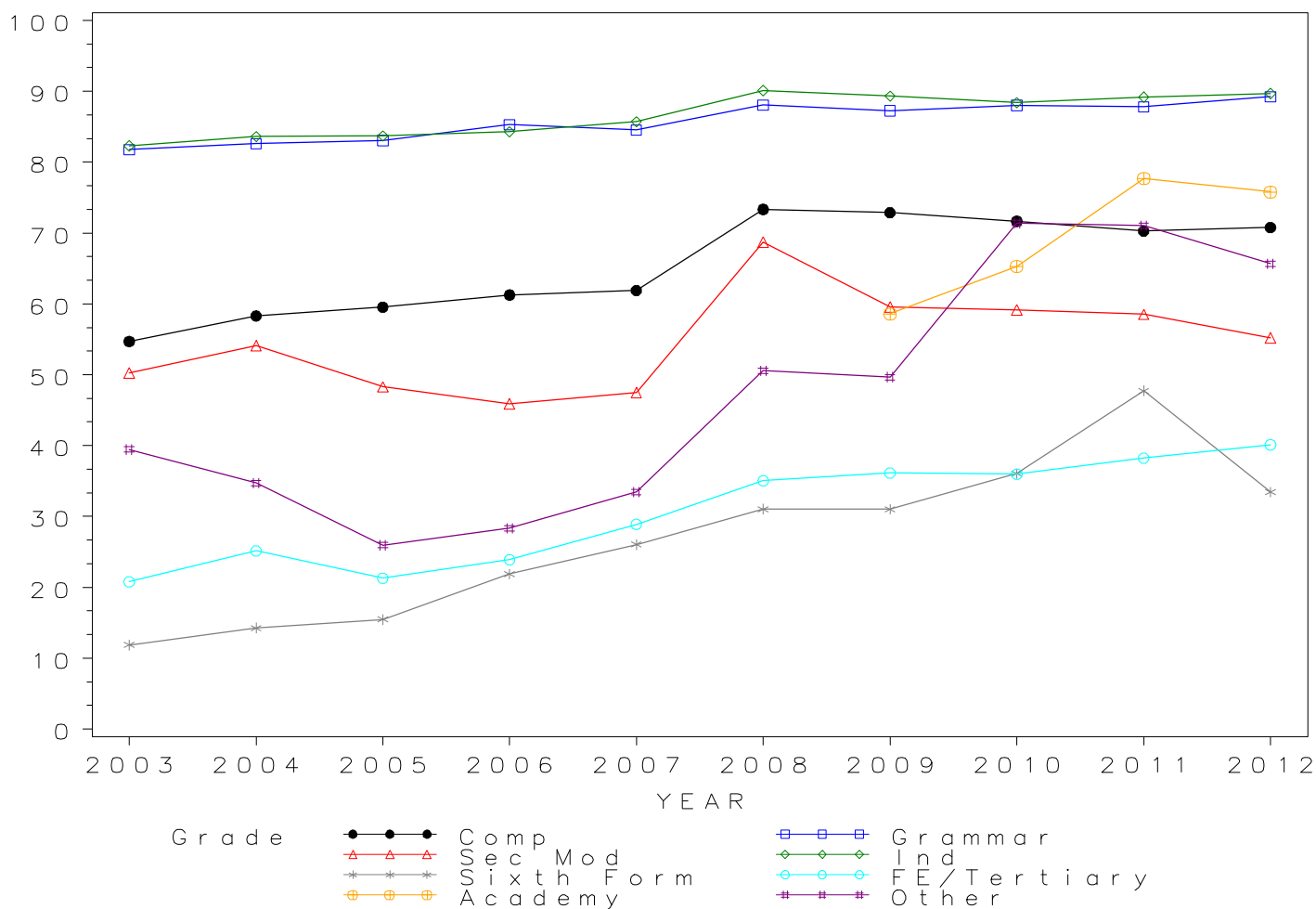
*GCSE CHEMISTRY Grade B by school type 2003- 2012  
Cumulative Percentages*

School type	2003	2004	2005	2006	2007	2008	2009	2010	2011	2012
Comprehensive	54.7	58.3	59.5	61.3	61.9	73.3	72.9	71.7	70.3	70.8
Grammar	81.8	82.6	83.1	85.3	84.5	88.1	87.3	88.0	87.8	89.2
Sec Mod	50.3	54.1	48.3	45.9	47.5	68.7	59.6	59.2	58.5	55.2
Independent	82.3	83.6	83.7	84.3	85.7	90.1	89.3	88.4	89.2	89.7
Sixth Form	11.9	14.3	15.5	21.9	26.1	31.1	31.0	36.1	47.8	33.4
FE/Tertiary	20.8	25.1	21.3	23.9	28.9	35.0	36.1	36.0	38.3	40.1
Academy	.	.	.	.	.	.	58.6	65.3	77.7	75.8
Other	39.5	34.7	26.0	28.4	33.5	50.5	49.7	71.4	71.0	65.7

*Cumulative Numbers*

School type	2003	2004	2005	2006	2007	2008	2009	2010	2011	2012
Comprehensive	12232	14160	15812	18256	19623	32584	40869	57038	52454	53501
Grammar	7172	7448	7569	7931	8358	12262	13660	14624	9715	9423
Sec Mod	95	125	141	146	180	466	650	1245	1306	1142
Independent	13195	13672	13451	13483	13622	14790	15080	16881	17497	16636
Sixth Form	28	37	39	63	68	73	85	106	117	100
FE/Tertiary	213	231	198	203	250	281	309	262	280	278
Academy	.	.	.	.	.	.	916	2257	25447	38520
Other	103	59	54	57	78	230	152	415	593	560

Cumulative % at Grade B by school type



## GCSE CHEMISTRY Grade C by school type 2003- 2012

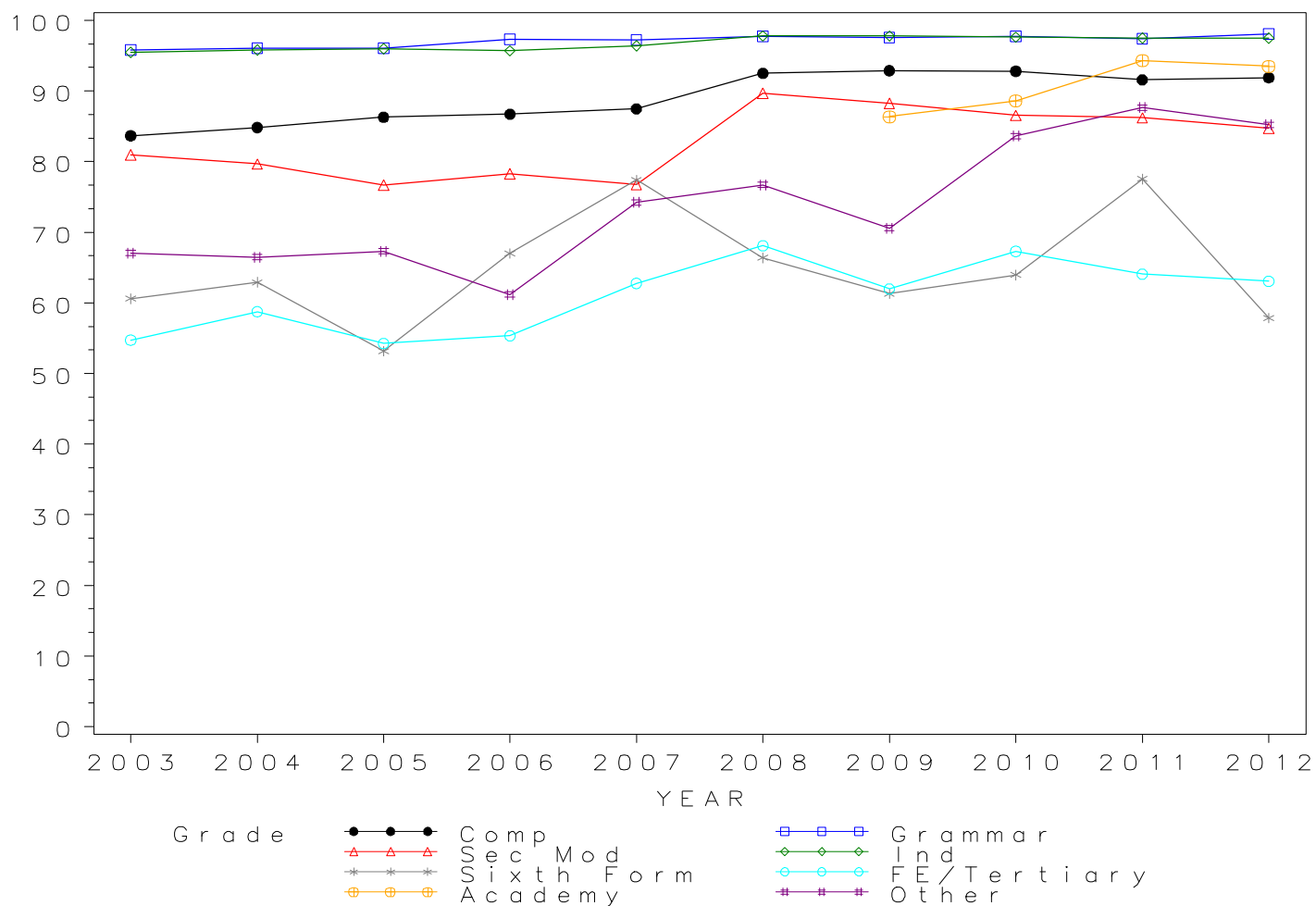
### Cumulative Percentages

School type	2003	2004	2005	2006	2007	2008	2009	2010	2011	2012
Comprehensive	83.7	84.8	86.3	86.7	87.5	92.5	92.9	92.8	91.6	91.9
Grammar	95.8	96.1	96.1	97.3	97.2	97.7	97.6	97.7	97.4	98.1
Sec Mod	81.0	79.7	76.7	78.3	76.8	89.7	88.3	86.5	86.2	84.7
Independent	95.5	95.8	96.0	95.7	96.4	97.8	97.8	97.6	97.5	97.5
Sixth Form	60.6	62.9	53.2	67.0	77.4	66.4	61.3	63.9	77.6	57.9
FE/Tertiary	54.7	58.8	54.3	55.4	62.8	68.1	62.0	67.3	64.1	63.1
Academy	.	.	.	.	.	.	86.4	88.6	94.3	93.5
Other	67.0	66.5	67.3	61.2	74.2	76.7	70.6	83.6	87.7	85.2

### Cumulative Numbers

School type	2003	2004	2005	2006	2007	2008	2009	2010	2011	2012
Comprehensive	18707	20603	22918	25839	27735	41100	52097	73854	68364	69443
Grammar	8407	8661	8755	9052	9616	13609	15270	16235	10781	10357
Sec Mod	153	184	224	249	291	608	963	1821	1923	1752
Independent	15312	15667	15428	15306	15323	16054	16515	18638	19125	18082
Sixth Form	143	163	134	193	202	156	168	188	190	173
FE/Tertiary	561	540	504	470	543	546	530	490	469	437
Academy	.	.	.	.	.	.	1350	3062	30883	47515
Other	175	113	140	123	173	349	216	486	732	727

Cumulative % at Grade C by school type

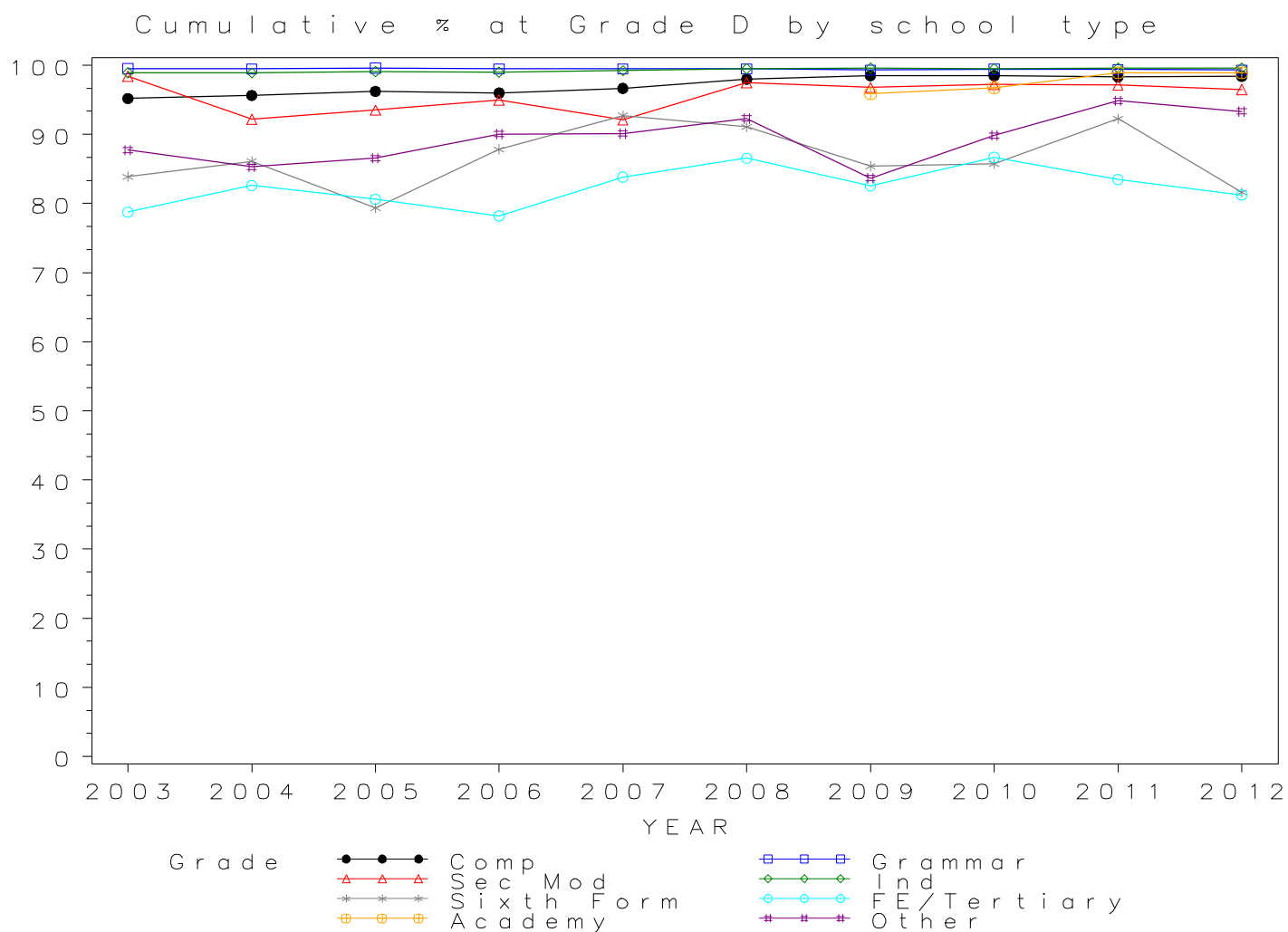


*GCSE CHEMISTRY Grade D by school type 2003- 2012  
Cumulative Percentages*

School type	2003	2004	2005	2006	2007	2008	2009	2010	2011	2012
Comprehensive	95.2	95.6	96.2	96.0	96.6	98.0	98.5	98.5	98.3	98.4
Grammar	99.5	99.5	99.6	99.5	99.5	99.5	99.3	99.4	99.4	99.3
Sec Mod	98.4	92.2	93.5	95.0	92.1	97.5	96.8	97.2	97.2	96.5
Independent	98.9	98.9	99.1	99.0	99.2	99.5	99.6	99.5	99.6	99.6
Sixth Form	83.9	86.1	79.4	87.8	92.7	91.1	85.4	85.7	92.2	81.6
FE/Tertiary	78.7	82.6	80.6	78.2	83.8	86.5	82.6	86.7	83.5	81.2
Academy	.	.	.	.	.	.	95.9	96.7	98.9	98.9
Other	87.7	85.3	86.5	90.0	90.1	92.3	83.7	89.8	94.9	93.3

*Cumulative Numbers*

School type	2003	2004	2005	2006	2007	2008	2009	2010	2011	2012
Comprehensive	21283	23226	25559	28607	30642	43536	55248	78390	73365	74375
Grammar	8729	8967	9076	9251	9834	13851	15539	16517	10997	10487
Sec Mod	186	213	273	302	349	661	1056	2045	2168	1995
Independent	15857	16174	15926	15834	15768	16333	16819	19001	19537	18472
Sixth Form	198	223	200	253	242	214	234	252	226	244
FE/Tertiary	807	759	749	664	725	694	706	631	611	563
Academy	.	.	.	.	.	.	1499	3342	32390	50259
Other	229	145	180	181	210	420	256	522	792	796



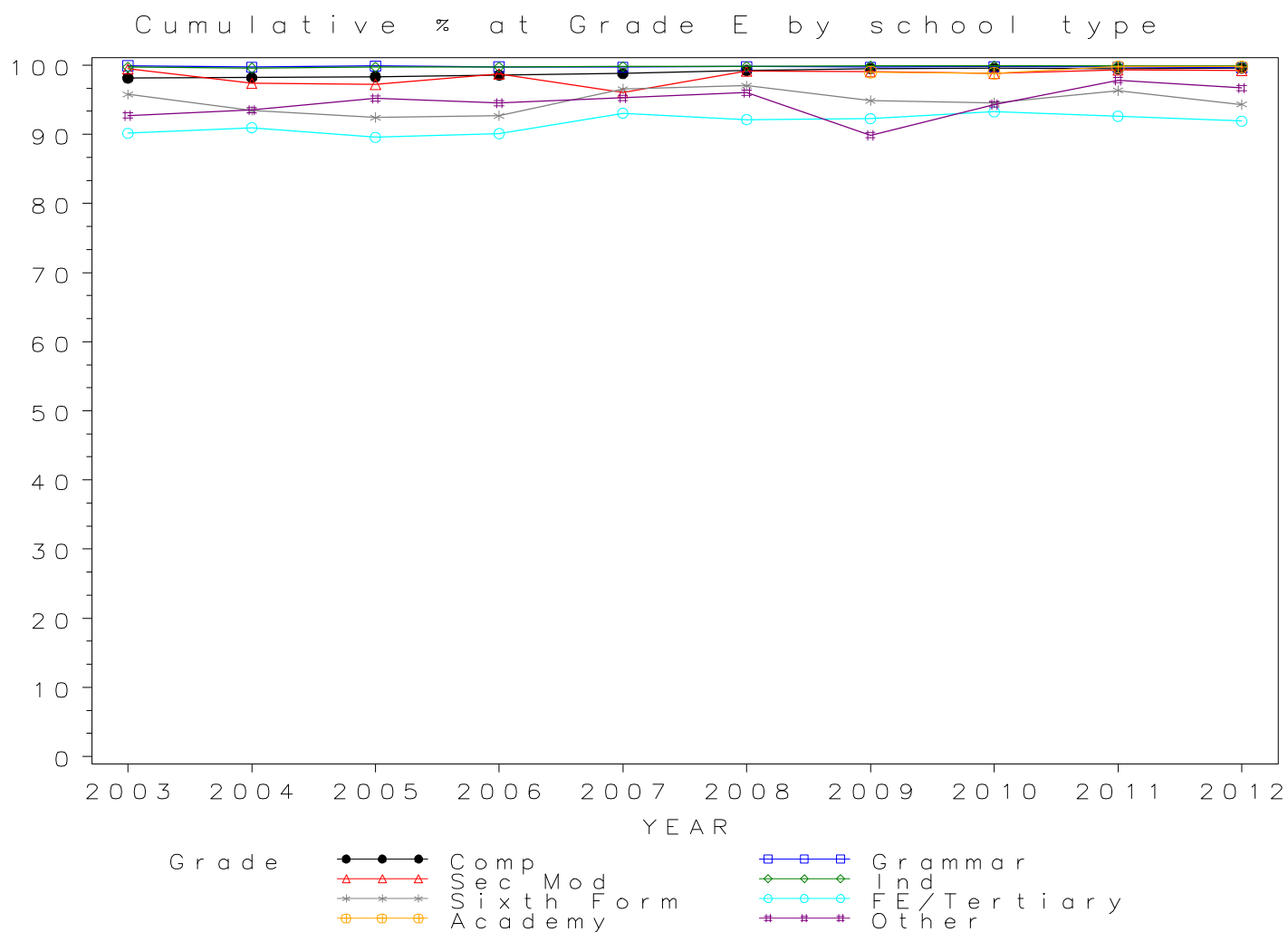
## GCSE CHEMISTRY Grade E by school type 2003-2012

### Cumulative Percentages

School type	2003	2004	2005	2006	2007	2008	2009	2010	2011	2012
Comprehensive	98.2	98.2	98.3	98.6	98.8	99.2	99.5	99.6	99.5	99.6
Grammar	99.9	99.7	99.9	99.8	99.7	99.8	99.7	99.8	99.7	99.6
Sec Mod	99.5	97.4	97.3	98.7	96.0	99.1	99.1	98.8	99.3	99.2
Independent	99.7	99.6	99.7	99.7	99.8	99.8	99.9	99.9	99.9	99.9
Sixth Form	95.8	93.4	92.5	92.7	96.6	97.0	94.9	94.6	96.3	94.3
FE/Tertiary	90.1	91.0	89.6	90.1	93.1	92.1	92.3	93.3	92.6	91.9
Academy	.	.	.	.	.	.	99.0	98.8	99.8	99.8
Other	92.7	93.5	95.2	94.5	95.3	96.0	89.9	94.3	97.8	96.7

### Cumulative Numbers

School type	2003	2004	2005	2006	2007	2008	2009	2010	2011	2012
Comprehensive	21946	23847	26122	29375	31322	44097	55821	79233	74273	75272
Grammar	8767	8991	9100	9279	9860	13899	15607	16577	11033	10523
Sec Mod	188	225	284	314	364	672	1081	2079	2215	2052
Independent	15985	16289	16023	15946	15863	16382	16870	19077	19595	18527
Sixth Form	226	242	233	267	252	228	260	278	236	282
FE/Tertiary	924	836	832	765	805	739	789	679	678	637
Academy	.	.	.	.	.	.	1547	3415	32685	50716
Other	242	159	198	190	222	437	275	548	817	825



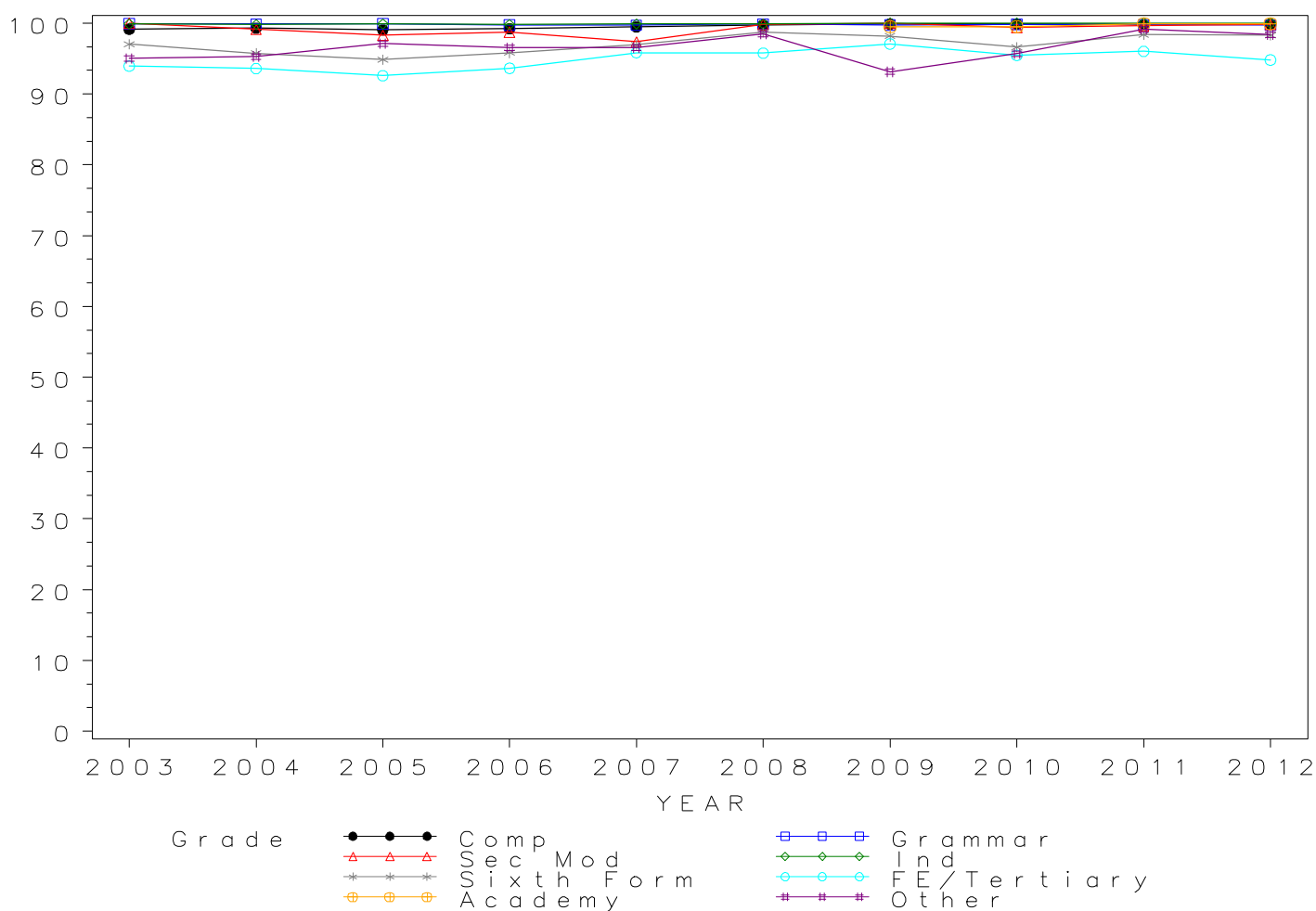
*GCSE CHEMISTRY Grade F by school type 2003- 2012  
Cumulative Percentages*

School type	2003	2004	2005	2006	2007	2008	2009	2010	2011	2012
Comprehensive	99.2	99.3	99.1	99.2	99.5	99.7	99.9	99.9	99.8	99.9
Grammar	99.9	99.9	99.9	99.8	99.7	99.9	99.8	99.8	99.8	99.7
Sec Mod	100.0	99.1	98.3	98.7	97.4	99.9	100.0	99.4	99.7	99.8
Independent	99.9	99.8	99.9	99.8	99.9	99.9	100.0	100.0	100.0	100.0
Sixth Form	97.0	95.8	94.8	95.8	96.9	98.7	98.2	96.6	98.4	98.3
FE/Tertiary	94.0	93.6	92.6	93.6	95.8	95.8	97.1	95.5	96.0	94.8
Academy	.	.	.	.	.	.	99.5	99.5	99.9	99.9
Other	95.0	95.3	97.1	96.5	96.6	98.5	93.1	95.7	99.2	98.4

*Cumulative Numbers*

School type	2003	2004	2005	2006	2007	2008	2009	2010	2011	2012
Comprehensive	22173	24113	26314	29569	31535	44319	56022	79488	74497	75498
Grammar	8767	9006	9106	9279	9860	13907	15616	16586	11045	10531
Sec Mod	189	229	287	314	369	677	1091	2091	2224	2064
Independent	16017	16321	16055	15962	15879	16399	16887	19096	19615	18546
Sixth Form	229	248	239	276	253	232	269	284	241	294
FE/Tertiary	963	860	860	795	829	768	830	695	703	657
Academy	.	.	.	.	.	.	1555	3439	32717	50767
Other	248	162	202	194	225	448	285	556	828	839

Cumulative % at Grade F by school type



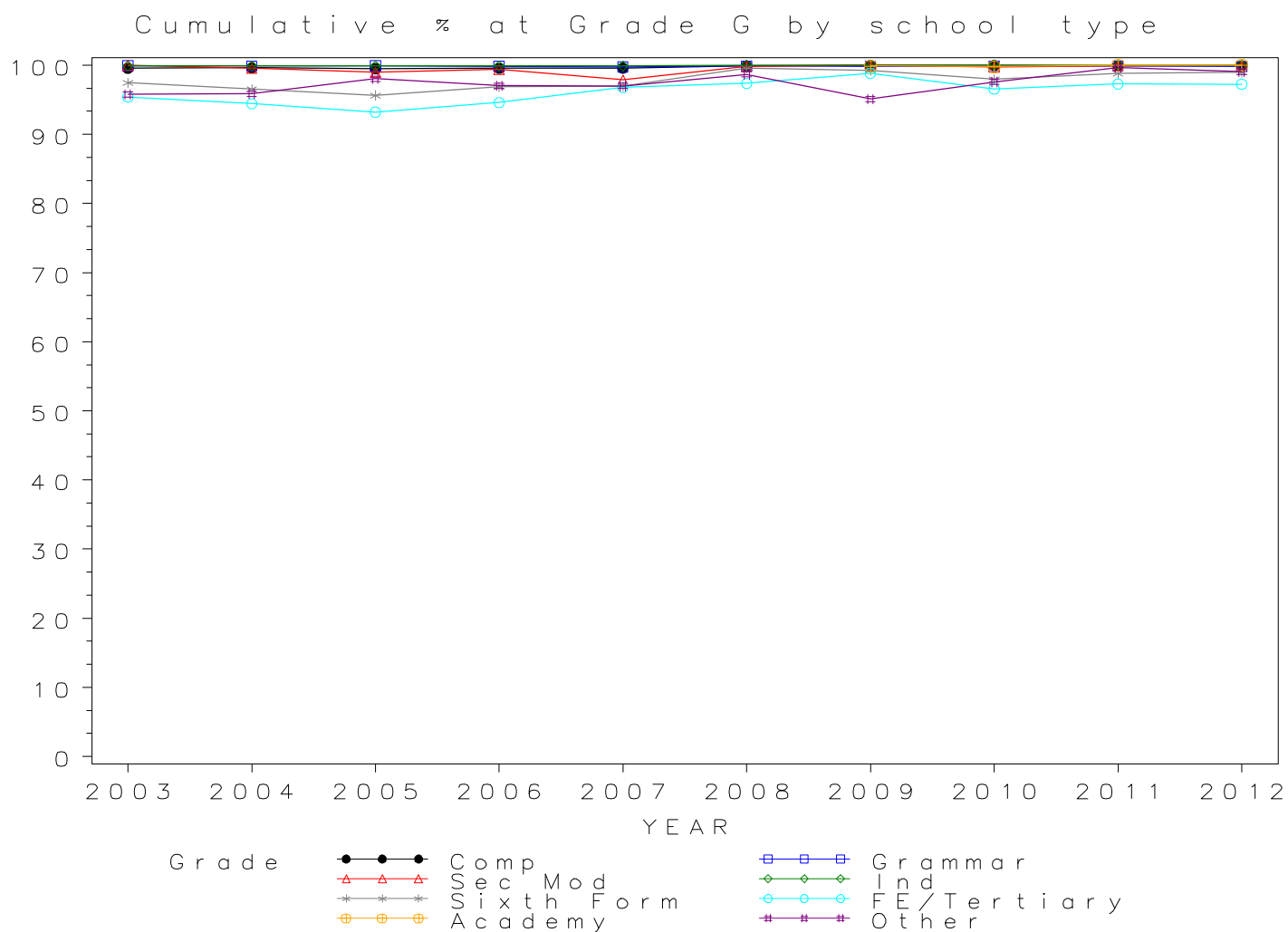


## GCSE CHEMISTRY Grade G by school type 2003- 2012 Cumulative Percentages

School type	2003	2004	2005	2006	2007	2008	2009	2010	2011	2012
Comprehensive	99.6	99.6	99.5	99.6	99.6	99.9	100.0	100.0	99.9	99.9
Grammar	99.9	99.9	99.9	99.8	99.8	99.9	99.8	99.8	99.9	99.8
Sec Mod	100.0	99.6	99.0	99.4	97.9	99.9	100.0	99.7	99.9	100.0
Independent	99.9	99.9	99.9	99.9	99.9	100.0	100.0	100.0	100.0	100.0
Sixth Form	97.5	96.5	95.6	96.9	96.9	99.6	99.3	98.0	98.8	99.0
FE/Tertiary	95.4	94.5	93.2	94.6	96.8	97.4	98.8	96.6	97.3	97.3
Academy	.	.	.	.	.	.	99.9	99.8	100.0	100.0
Other	95.8	95.9	98.1	97.0	97.0	98.7	95.1	97.6	99.6	99.1

### Cumulative Numbers

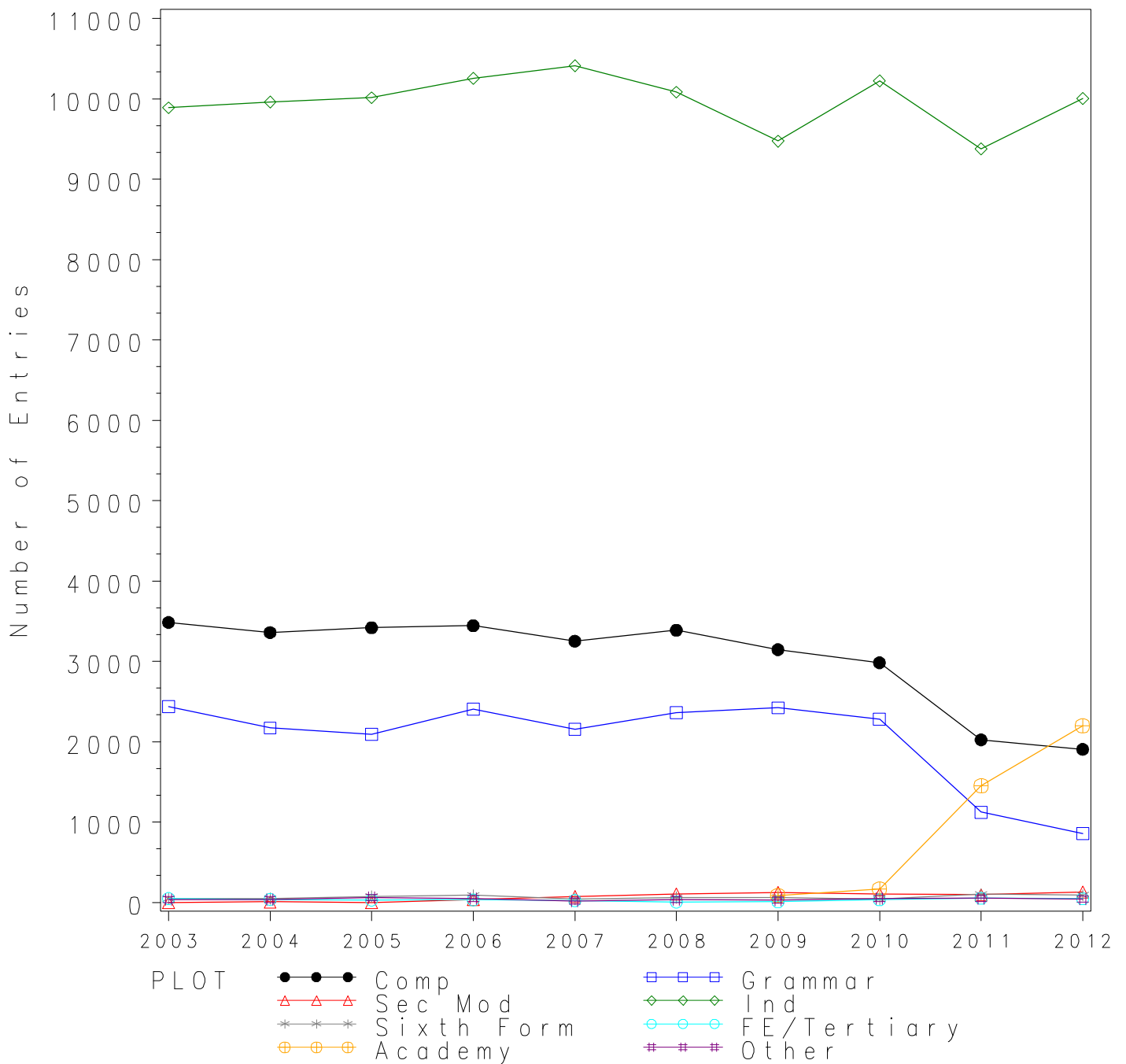
School type	2003	2004	2005	2006	2007	2008	2009	2010	2011	2012
Comprehensive	22262	24196	26434	29673	31578	44387	56079	79568	74571	75508
Grammar	8767	9006	9106	9285	9866	13907	15624	16586	11052	10538
Sec Mod	189	230	289	316	371	677	1091	2098	2229	2067
Independent	16017	16338	16055	15978	15879	16415	16887	19096	19615	18546
Sixth Form	230	250	241	279	253	234	272	288	242	296
FE/Tertiary	978	868	866	803	837	781	845	703	712	674
Academy	.	.	.	.	.	.	1561	3449	32750	50818
Other	250	163	204	195	226	449	291	567	832	845



*Numbers of GCSE entries in CLASSICAL SUBJECTS by school type 2003- 2012*

School type	2003	2004	2005	2006	2007	2008	2009	2010	2011	2012
Comprehensive	3485	3358	3418	3444	3251	3388	3145	2984	2023	1906
Grammar	2436	2171	2092	2405	2156	2363	2422	2280	1123	858
Sec Mod	0	7	0	33	73	106	125	104	97	129
Independent	9888	9961	10015	10257	10411	10083	9474	10223	9378	10003
Sixth Form	50	49	73	89	43	60	63	42	101	90
FE/Tertiary	49	38	29	32	24	5	8	33	52	46
Academy	.	.	.	.	.	.	87	166	1450	2200
Other	35	35	62	47	18	38	30	50	51	42

**GCSE CLASSICAL SUBJECTS Entries by school type 2003–2012**



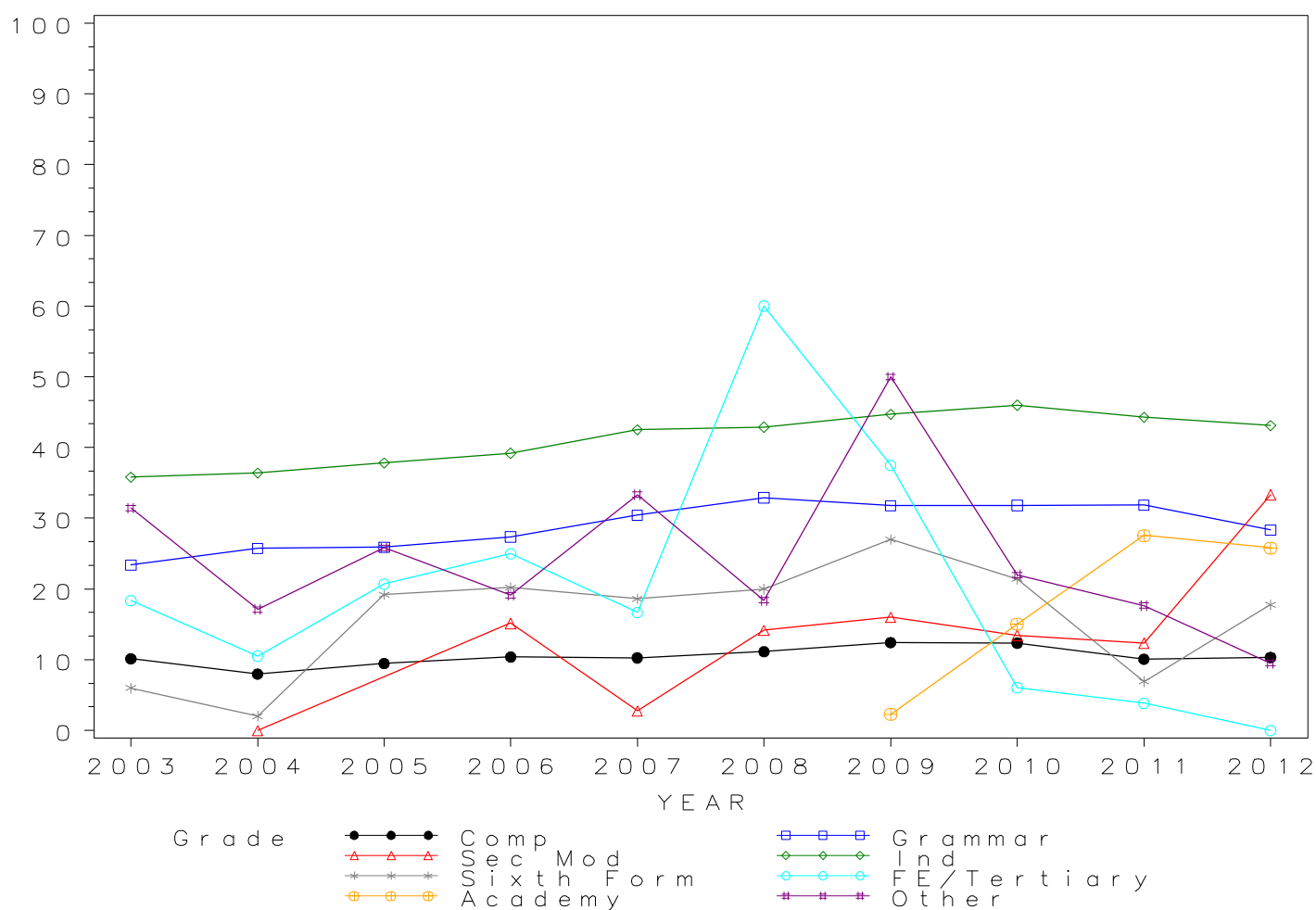
## GCSE CLASSICAL SUBJECTS Grade A\* by school type 2003-2012 Cumulative Percentages

School type	2003	2004	2005	2006	2007	2008	2009	2010	2011	2012
Comprehensive	10.1	8.0	9.4	10.4	10.3	11.1	12.4	12.4	10.1	10.3
Grammar	23.4	25.7	25.9	27.4	30.4	32.9	31.8	31.8	31.9	28.3
Sec Mod	.	0.0	.	15.2	2.7	14.2	16.0	13.5	12.4	33.3
Independent	35.8	36.4	37.8	39.2	42.5	42.9	44.7	46.0	44.3	43.1
Sixth Form	6.0	2.0	19.2	20.2	18.6	20.0	27.0	21.4	6.9	17.8
FE/Tertiary	18.4	10.5	20.7	25.0	16.7	60.0	37.5	6.1	3.8	0.0
Academy	.	.	.	.	.	.	2.3	15.1	27.6	25.8
Other	31.4	17.1	25.8	19.1	33.3	18.4	50.0	22.0	17.6	9.5

### Cumulative Numbers

School type	2003	2004	2005	2006	2007	2008	2009	2010	2011	2012
Comprehensive	353	268	323	358	334	377	391	369	204	197
Grammar	570	559	542	658	656	778	770	726	358	243
Sec Mod	0	0	0	5	2	15	20	14	12	43
Independent	3540	3626	3786	4021	4425	4326	4235	4703	4154	4311
Sixth Form	3	1	14	18	8	12	17	9	7	16
FE/Tertiary	9	4	6	8	4	3	3	2	2	0
Academy	.	.	.	.	.	.	2	25	400	568
Other	11	6	16	9	6	7	15	11	9	4

Cumulative % at Grade A\* by school type



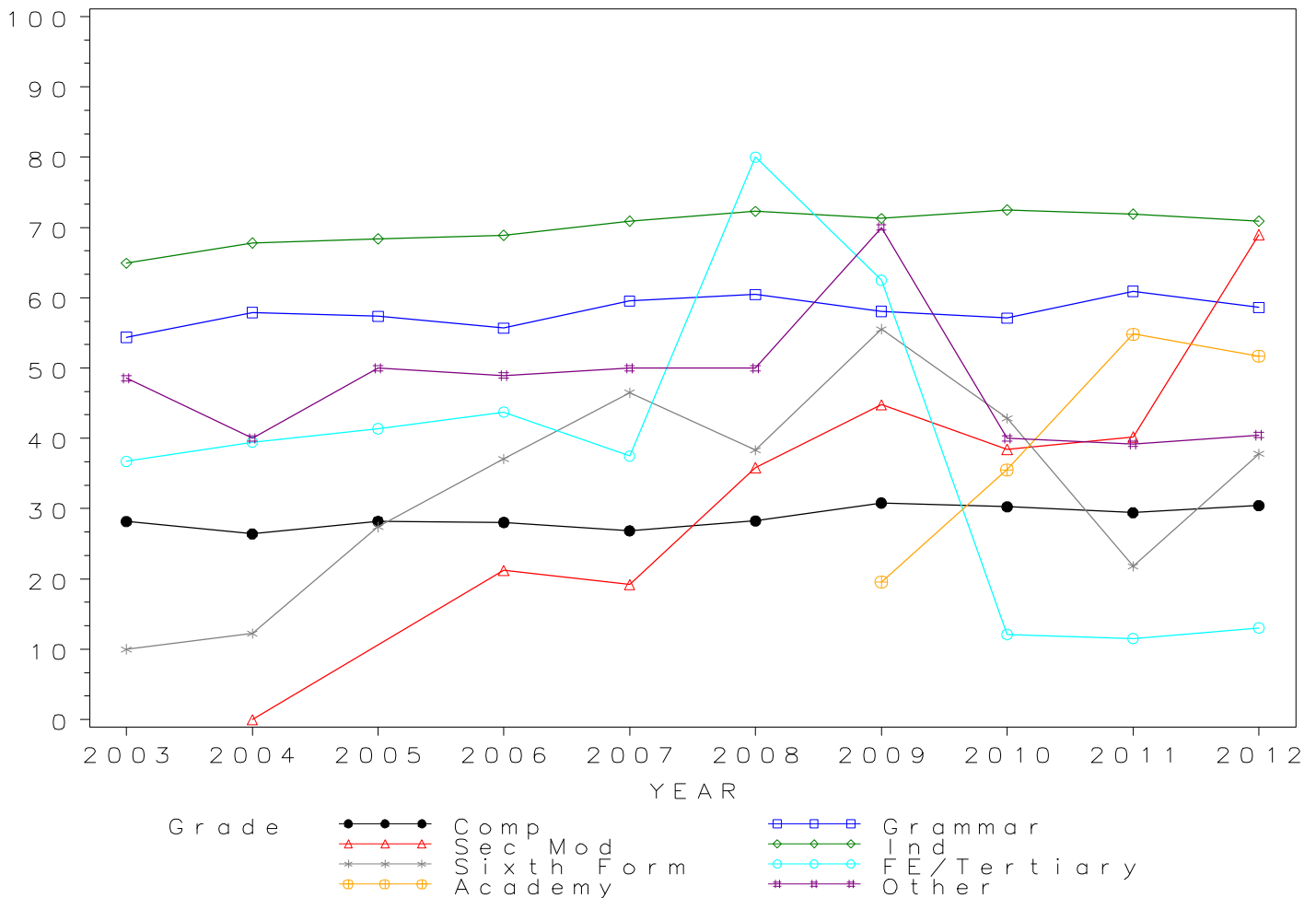
## GCSE CLASSICAL SUBJECTS Grade A by school type 2003-2012 Cumulative Percentages

School type	2003	2004	2005	2006	2007	2008	2009	2010	2011	2012
Comprehensive	28.2	26.4	28.2	28.0	26.9	28.2	30.8	30.3	29.4	30.4
Grammar	54.4	57.9	57.4	55.7	59.6	60.5	58.1	57.1	60.9	58.6
Sec Mod	.	0.0	.	21.2	19.2	35.8	44.8	38.5	40.2	69.0
Independent	64.9	67.8	68.4	68.9	70.9	72.3	71.3	72.5	71.9	70.9
Sixth Form	10.0	12.2	27.4	37.1	46.5	38.3	55.6	42.9	21.8	37.8
FE/Tertiary	36.7	39.5	41.4	43.8	37.5	80.0	62.5	12.1	11.5	13.0
Academy	.	.	.	.	.	.	19.5	35.5	54.8	51.7
Other	48.6	40.0	50.0	48.9	50.0	50.0	70.0	40.0	39.2	40.5

### Cumulative Numbers

School type	2003	2004	2005	2006	2007	2008	2009	2010	2011	2012
Comprehensive	982	887	964	966	873	957	969	903	595	580
Grammar	1325	1257	1200	1339	1284	1429	1407	1302	684	503
Sec Mod	0	0	0	7	14	38	56	40	39	89
Independent	6417	6754	6850	7067	7381	7290	6755	7412	6743	7092
Sixth Form	5	6	20	33	20	23	35	18	22	34
FE/Tertiary	18	15	12	14	9	4	5	4	6	6
Academy	.	.	.	.	.	.	17	59	795	1137
Other	17	14	31	23	9	19	21	20	20	17

Cumulative % at Grade A by school type



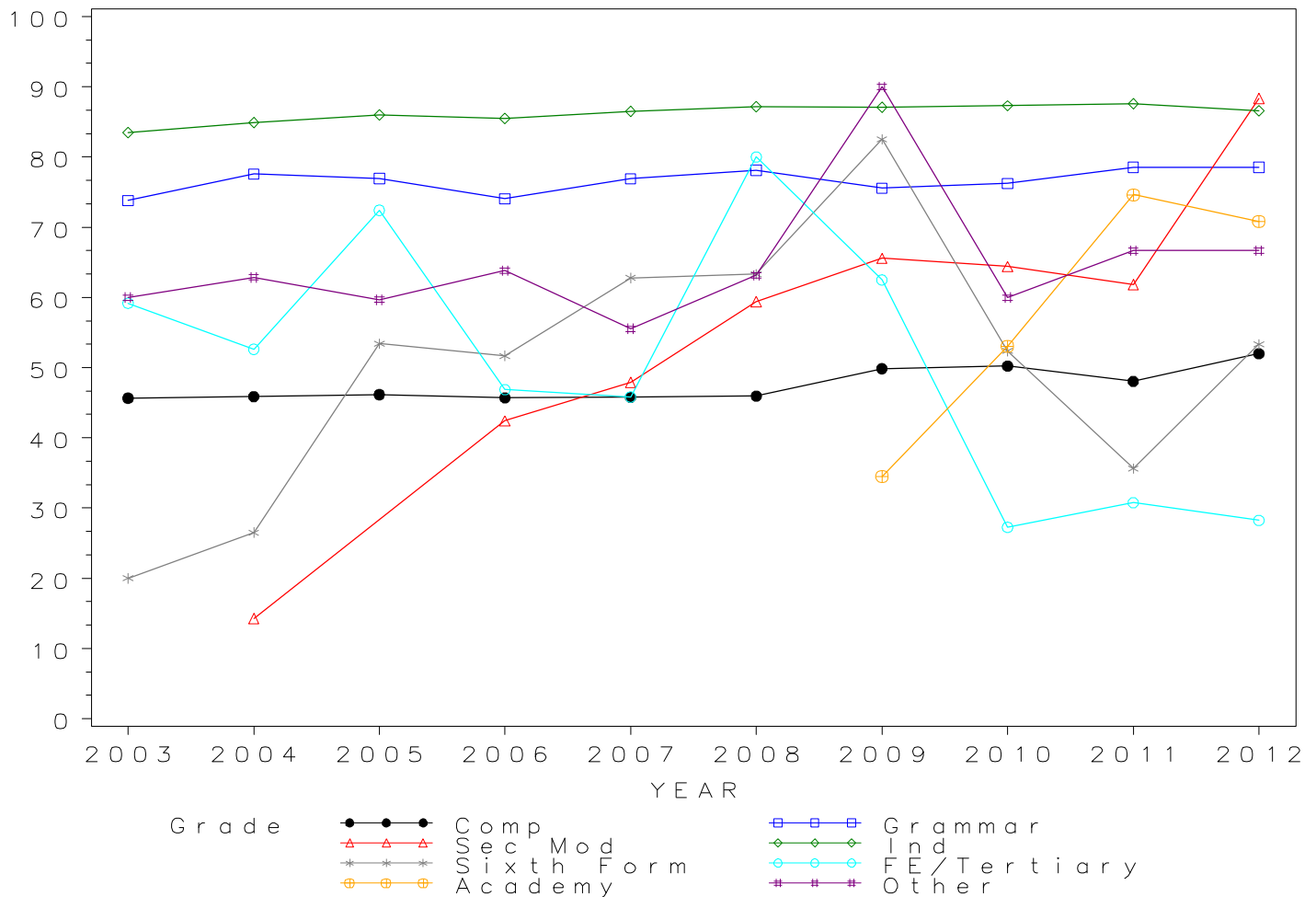
## GCSE CLASSICAL SUBJECTS Grade B by school type 2003-2012 Cumulative Percentages

School type	2003	2004	2005	2006	2007	2008	2009	2010	2011	2012
Comprehensive	45.7	45.9	46.2	45.7	45.8	46.0	49.9	50.2	48.0	52.0
Grammar	73.8	77.6	77.0	74.1	76.9	78.1	75.6	76.2	78.5	78.6
Sec Mod	.	14.3	.	42.4	47.9	59.4	65.6	64.4	61.9	88.4
Independent	83.5	84.9	86.0	85.5	86.5	87.2	87.1	87.3	87.6	86.6
Sixth Form	20.0	26.5	53.4	51.7	62.8	63.3	82.5	52.4	35.6	53.3
FE/Tertiary	59.2	52.6	72.4	46.9	45.8	80.0	62.5	27.3	30.8	28.3
Academy	.	.	.	.	.	.	34.5	53.0	74.6	70.8
Other	60.0	62.9	59.7	63.8	55.6	63.2	90.0	60.0	66.7	66.7

### Cumulative Numbers

School type	2003	2004	2005	2006	2007	2008	2009	2010	2011	2012
Comprehensive	1591	1541	1578	1574	1488	1557	1568	1499	972	991
Grammar	1798	1684	1610	1781	1658	1846	1830	1738	882	674
Sec Mod	0	1	0	14	35	63	82	67	60	114
Independent	8256	8457	8613	8770	9006	8792	8252	8925	8215	8663
Sixth Form	10	13	39	46	27	38	52	22	36	48
FE/Tertiary	29	20	21	15	11	4	5	9	16	13
Academy	.	.	.	.	.	.	30	88	1082	1558
Other	21	22	37	30	10	24	27	30	34	28

Cumulative % at Grade B by school type



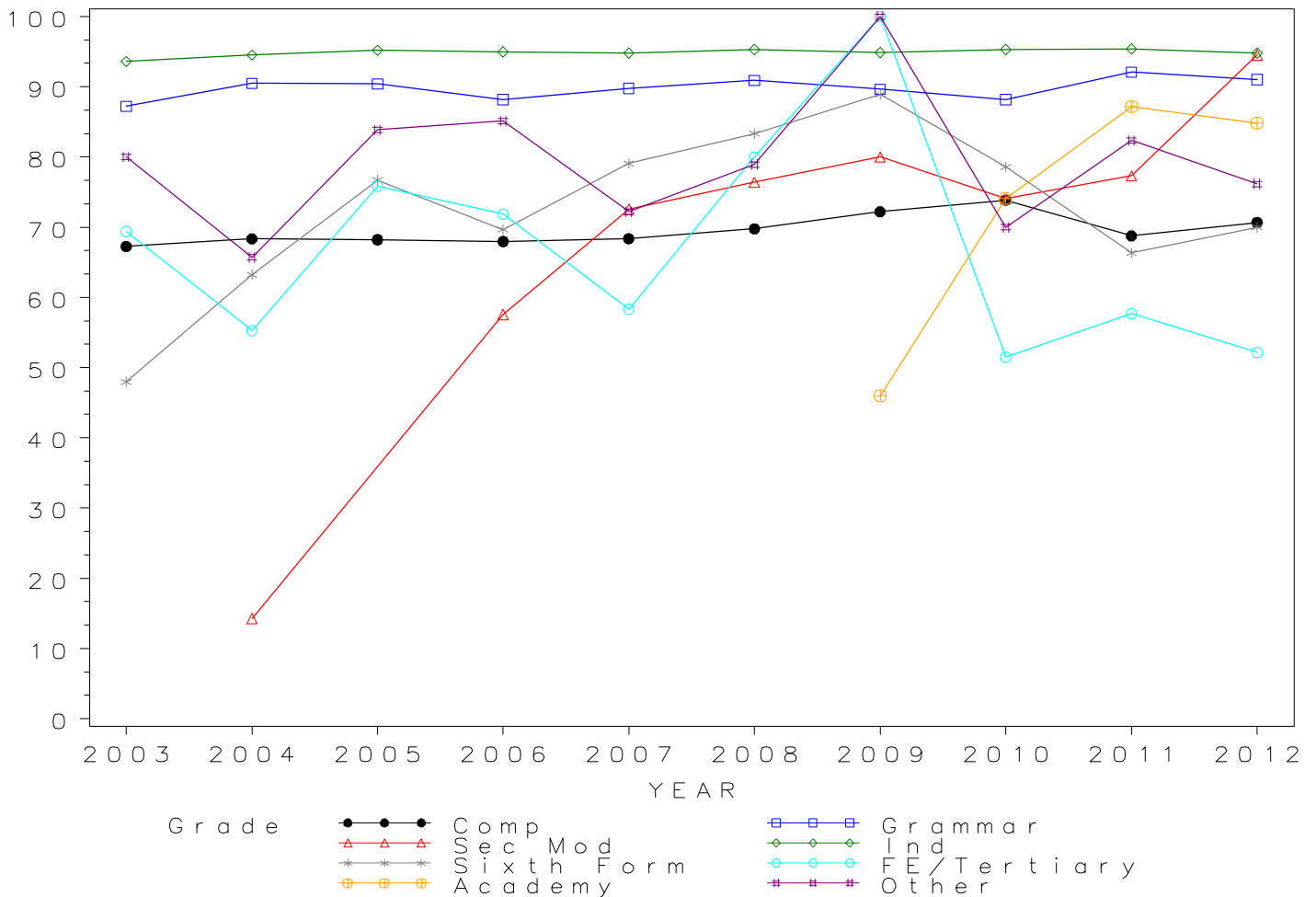
## GCSE CLASSICAL SUBJECTS Grade C by school type 2003-2012 Cumulative Percentages

School type	2003	2004	2005	2006	2007	2008	2009	2010	2011	2012
Comprehensive	67.3	68.3	68.2	68.0	68.4	69.8	72.2	73.9	68.8	70.7
Grammar	87.2	90.5	90.4	88.2	89.8	90.9	89.6	88.2	92.1	91.0
Sec Mod	.	14.3	.	57.6	72.6	76.4	80.0	74.0	77.3	94.6
Independent	93.6	94.5	95.2	95.0	94.8	95.3	94.9	95.3	95.4	94.8
Sixth Form	48.0	63.3	76.7	69.7	79.1	83.3	88.9	78.6	66.3	70.0
FE/Tertiary	69.4	55.3	75.9	71.9	58.3	80.0	100.0	51.5	57.7	52.2
Academy	.	.	.	.	.	.	46.0	74.1	87.2	84.8
Other	80.0	65.7	83.9	85.1	72.2	78.9	100.0	70.0	82.4	76.2

### Cumulative Numbers

School type	2003	2004	2005	2006	2007	2008	2009	2010	2011	2012
Comprehensive	2344	2295	2332	2341	2223	2364	2271	2204	1391	1347
Grammar	2125	1965	1891	2121	1936	2148	2171	2011	1034	781
Sec Mod	0	1	0	19	53	81	100	77	75	122
Independent	9255	9413	9534	9744	9870	9609	8991	9743	8947	9483
Sixth Form	24	31	56	62	34	50	56	33	67	63
FE/Tertiary	34	21	22	23	14	4	8	17	30	24
Academy	.	.	.	.	.	.	40	123	1264	1866
Other	28	23	52	40	13	30	30	35	42	32

Cumulative % at Grade C by school type

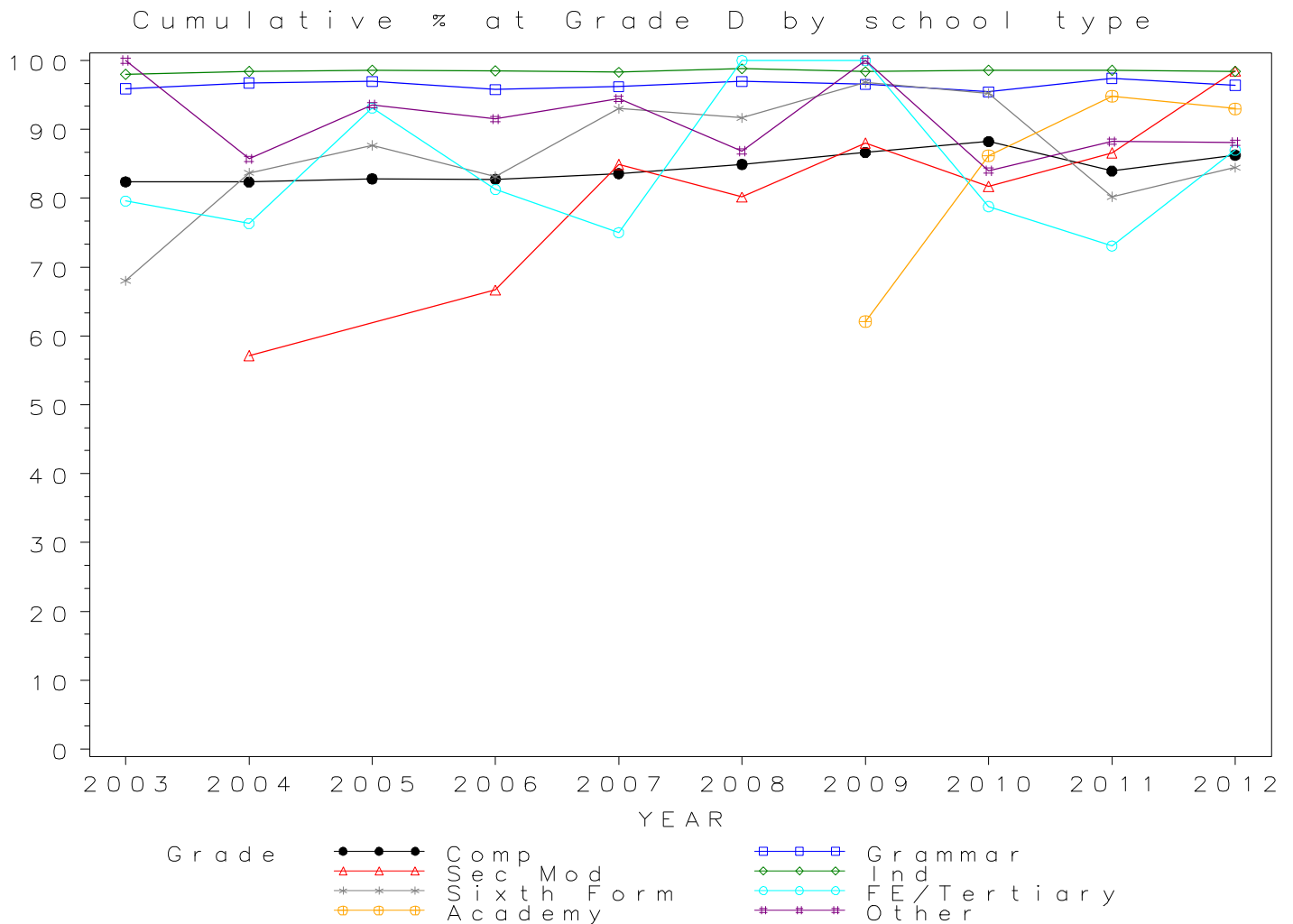


*GCSE CLASSICAL SUBJECTS Grade D by school type 2003- 2012  
Cumulative Percentages*

School type	2003	2004	2005	2006	2007	2008	2009	2010	2011	2012
Comprehensive	82.4	82.3	82.8	82.8	83.6	84.9	86.6	88.2	83.9	86.3
Grammar	95.9	96.7	96.9	95.8	96.2	97.0	96.5	95.4	97.4	96.4
Sec Mod	.	57.1	.	66.7	84.9	80.2	88.0	81.7	86.6	98.4
Independent	98.0	98.4	98.6	98.5	98.3	98.8	98.4	98.6	98.6	98.4
Sixth Form	68.0	83.7	87.7	83.1	93.0	91.7	96.8	95.2	80.2	84.4
FE/Tertiary	79.6	76.3	93.1	81.3	75.0	100.0	100.0	78.8	73.1	87.0
Academy	.	.	.	.	.	.	62.1	86.1	94.8	93.0
Other	100.0	85.7	93.5	91.5	94.4	86.8	100.0	84.0	88.2	88.1

*Cumulative Numbers*

School type	2003	2004	2005	2006	2007	2008	2009	2010	2011	2012
Comprehensive	2871	2765	2831	2850	2717	2877	2725	2633	1698	1644
Grammar	2336	2100	2028	2303	2074	2291	2338	2176	1094	827
Sec Mod	0	4	0	22	62	85	110	85	84	127
Independent	9690	9802	9875	10103	10234	9962	9322	10080	9247	9843
Sixth Form	34	41	64	74	40	55	61	40	81	76
FE/Tertiary	39	29	27	26	18	5	8	26	38	40
Academy	.	.	.	.	.	.	54	143	1375	2046
Other	35	30	58	43	17	33	30	42	45	37

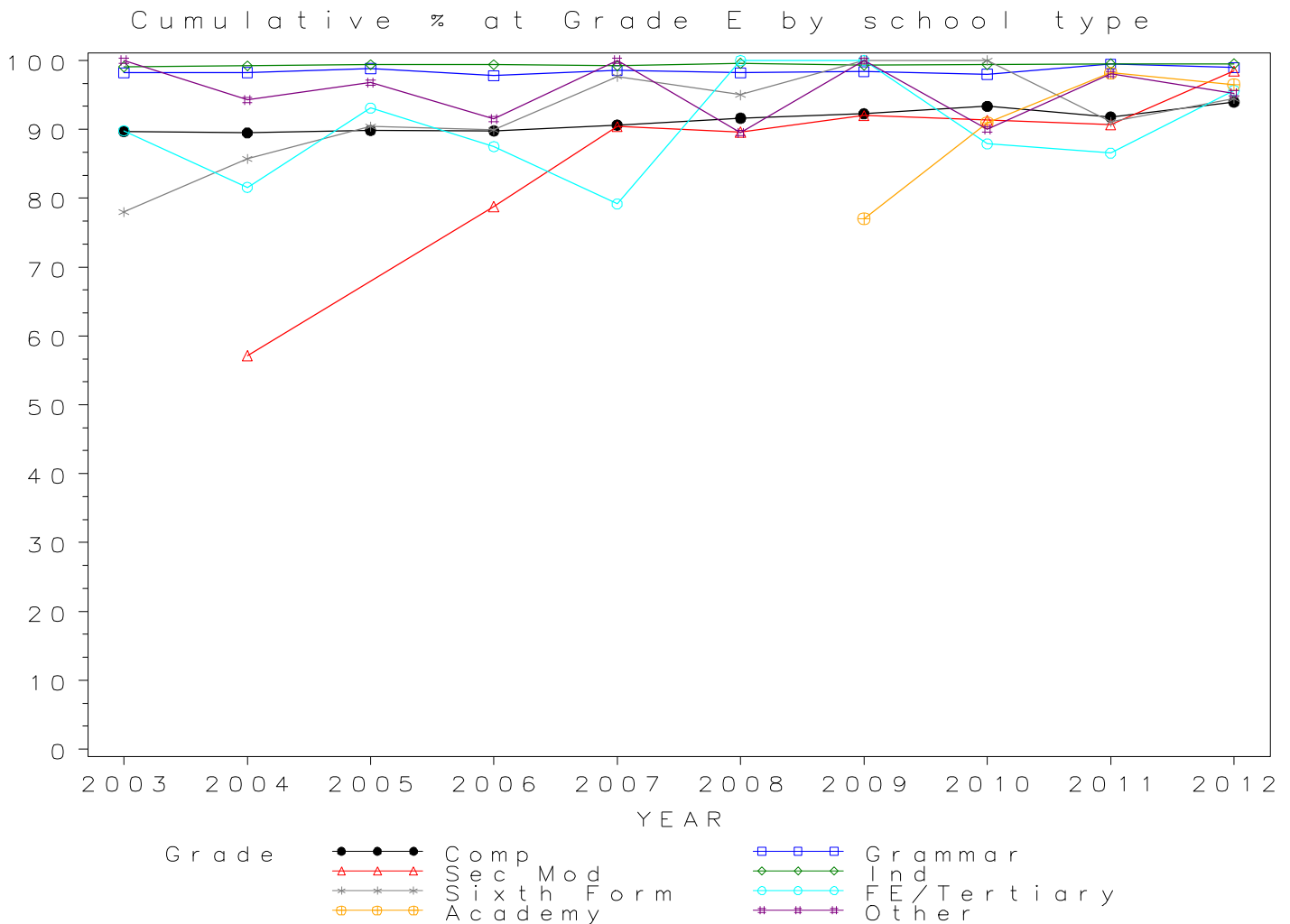


*GCSE CLASSICAL SUBJECTS Grade E by school type 2003- 2012  
Cumulative Percentages*

School type	2003	2004	2005	2006	2007	2008	2009	2010	2011	2012
Comprehensive	89.7	89.5	89.8	89.8	90.6	91.6	92.3	93.3	91.8	94.0
Grammar	98.2	98.2	98.9	97.8	98.6	98.2	98.4	98.0	99.5	99.0
Sec Mod	.	57.1	.	78.8	90.4	89.6	92.0	91.3	90.7	98.4
Independent	99.1	99.2	99.4	99.4	99.2	99.6	99.3	99.4	99.5	99.5
Sixth Form	78.0	85.7	90.4	89.9	97.7	95.0	100.0	100.0	91.1	94.4
FE/Tertiary	89.8	81.6	93.1	87.5	79.2	100.0	100.0	87.9	86.5	95.7
Academy	.	.	.	.	.	.	77.0	91.0	98.2	96.5
Other	100.0	94.3	96.8	91.5	100.0	89.5	100.0	90.0	98.0	95.2

*Cumulative Numbers*

School type	2003	2004	2005	2006	2007	2008	2009	2010	2011	2012
Comprehensive	3126	3005	3071	3092	2946	3104	2902	2785	1857	1791
Grammar	2392	2133	2068	2352	2125	2321	2383	2234	1117	849
Sec Mod	0	4	0	26	66	95	115	95	88	127
Independent	9799	9881	9955	10195	10328	10043	9408	10162	9331	9953
Sixth Form	39	42	66	80	42	57	63	42	92	85
FE/Tertiary	44	31	27	28	19	5	8	29	45	44
Academy	.	.	.	.	.	.	67	151	1424	2123
Other	35	33	60	43	18	34	30	45	50	40



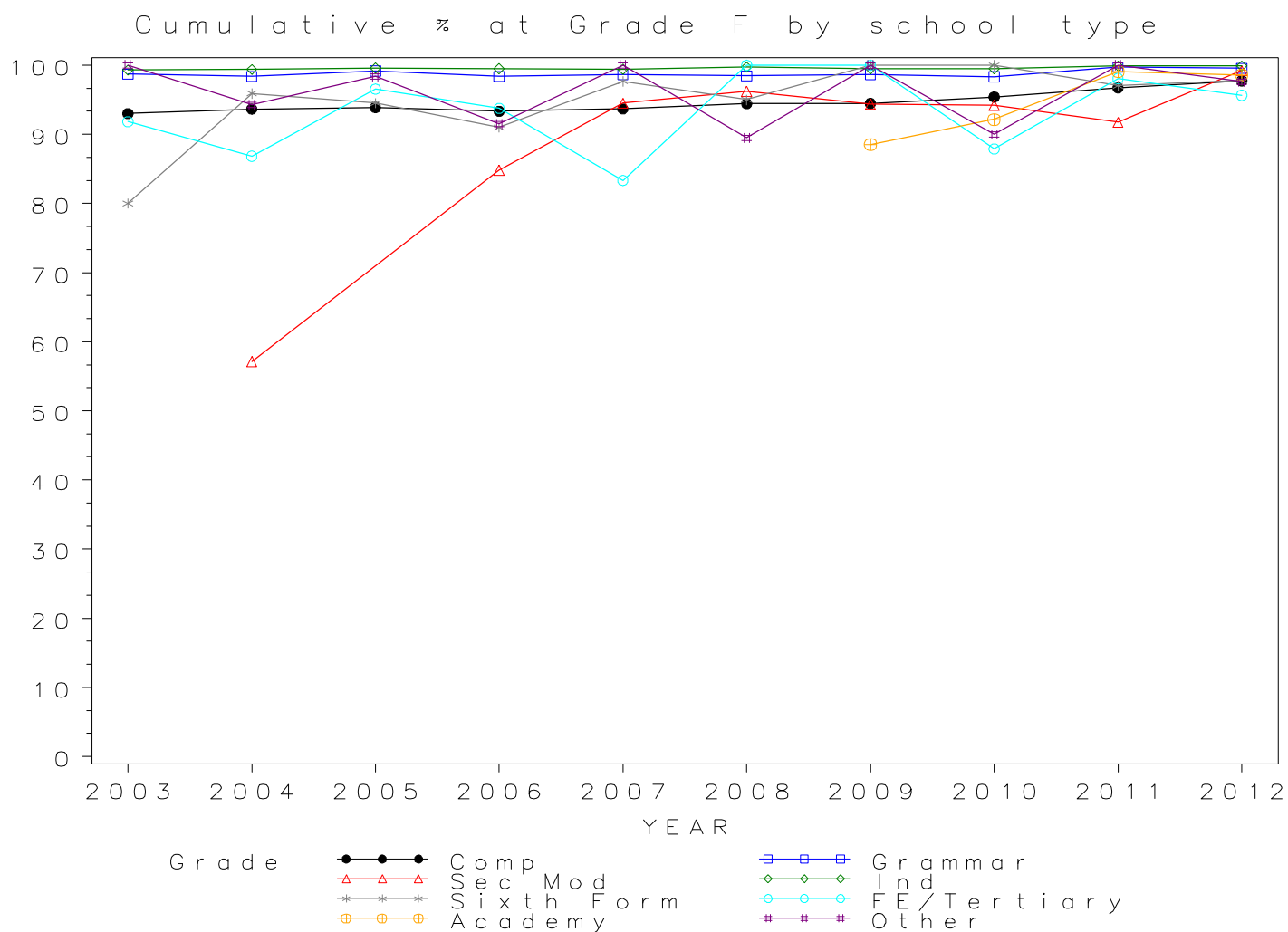


## GCSE CLASSICAL SUBJECTS Grade F by school type 2003- 2012 Cumulative Percentages

School type	2003	2004	2005	2006	2007	2008	2009	2010	2011	2012
Comprehensive	93.0	93.7	93.9	93.4	93.7	94.4	94.5	95.4	96.7	97.7
Grammar	98.7	98.4	99.2	98.4	98.7	98.5	98.7	98.3	99.7	99.5
Sec Mod	.	57.1	.	84.8	94.5	96.2	94.4	94.2	91.8	99.2
Independent	99.3	99.4	99.6	99.5	99.4	99.7	99.5	99.5	99.9	99.9
Sixth Form	80.0	95.9	94.5	91.0	97.7	95.0	100.0	100.0	97.0	97.8
FE/Tertiary	91.8	86.8	96.6	93.8	83.3	100.0	100.0	87.9	98.1	95.7
Academy	.	.	.	.	.	.	88.5	92.2	99.1	98.6
Other	100.0	94.3	98.4	91.5	100.0	89.5	100.0	90.0	100.0	97.6

### Cumulative Numbers

School type	2003	2004	2005	2006	2007	2008	2009	2010	2011	2012
Comprehensive	3241	3145	3209	3215	3045	3199	2971	2847	1957	1863
Grammar	2405	2136	2075	2366	2127	2327	2390	2242	1120	854
Sec Mod	0	4	0	28	69	102	118	98	89	128
Independent	9819	9901	9975	10206	10349	10053	9427	10172	9369	9993
Sixth Form	40	47	69	81	42	57	63	42	98	88
FE/Tertiary	45	33	28	30	20	5	8	29	51	44
Academy	.	.	.	.	.	.	77	153	1437	2169
Other	35	33	61	43	18	34	30	45	51	41

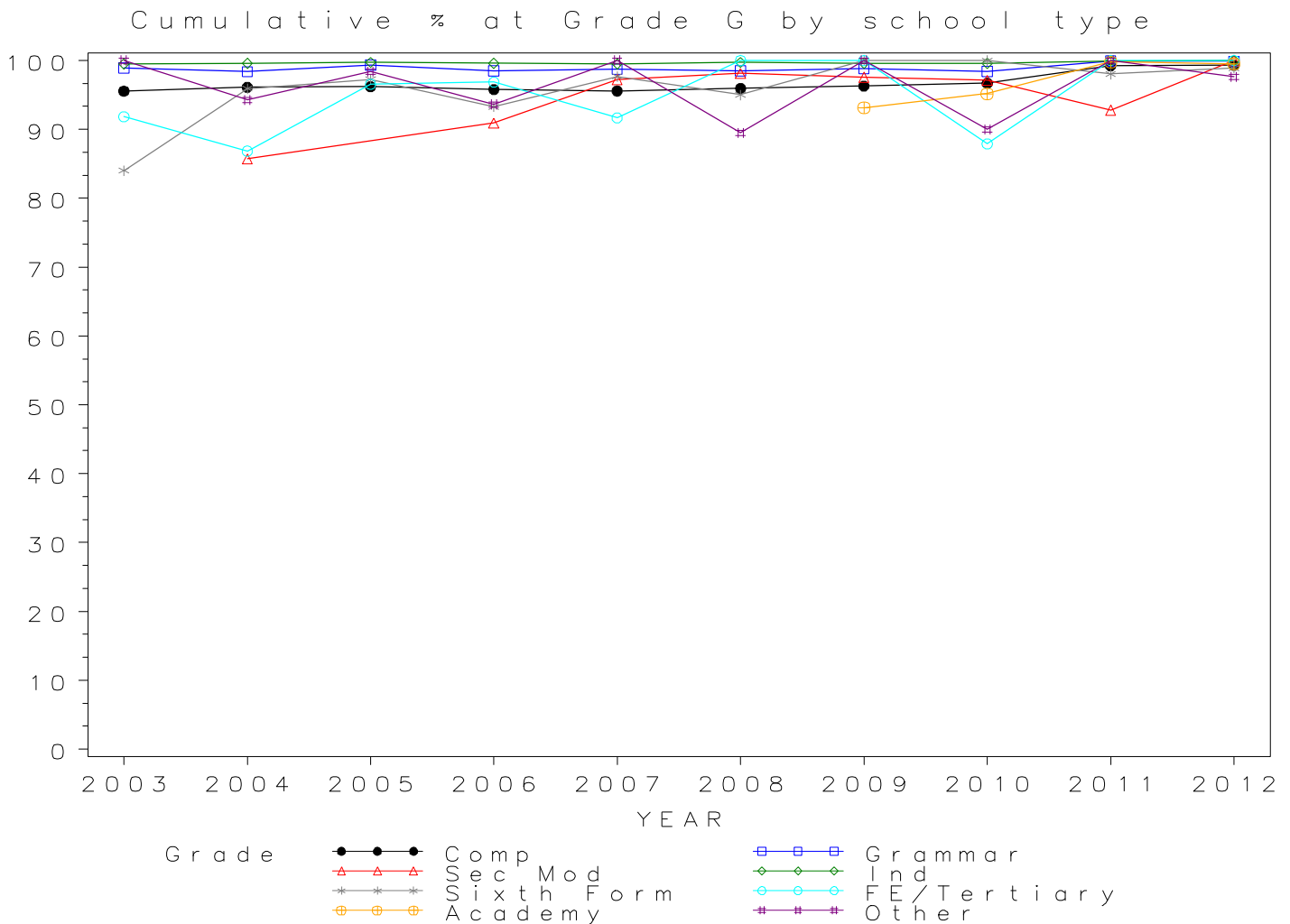


## GCSE CLASSICAL SUBJECTS Grade G by school type 2003- 2012 Cumulative Percentages

School type	2003	2004	2005	2006	2007	2008	2009	2010	2011	2012
Comprehensive	95.6	96.1	96.2	95.8	95.6	96.0	96.3	96.7	99.2	99.3
Grammar	98.9	98.4	99.3	98.5	98.7	98.5	98.8	98.4	99.9	99.9
Sec Mod	.	85.7	.	90.9	97.3	98.1	97.6	97.1	92.8	100.0
Independent	99.5	99.6	99.7	99.6	99.5	99.7	99.6	99.6	99.9	100.0
Sixth Form	84.0	95.9	97.3	93.3	97.7	95.0	100.0	100.0	98.0	98.9
FE/Tertiary	91.8	86.8	96.6	96.9	91.7	100.0	100.0	87.9	100.0	100.0
Academy	.	.	.	.	.	.	93.1	95.2	99.8	99.5
Other	100.0	94.3	98.4	93.6	100.0	89.5	100.0	90.0	100.0	97.6

### Cumulative Numbers

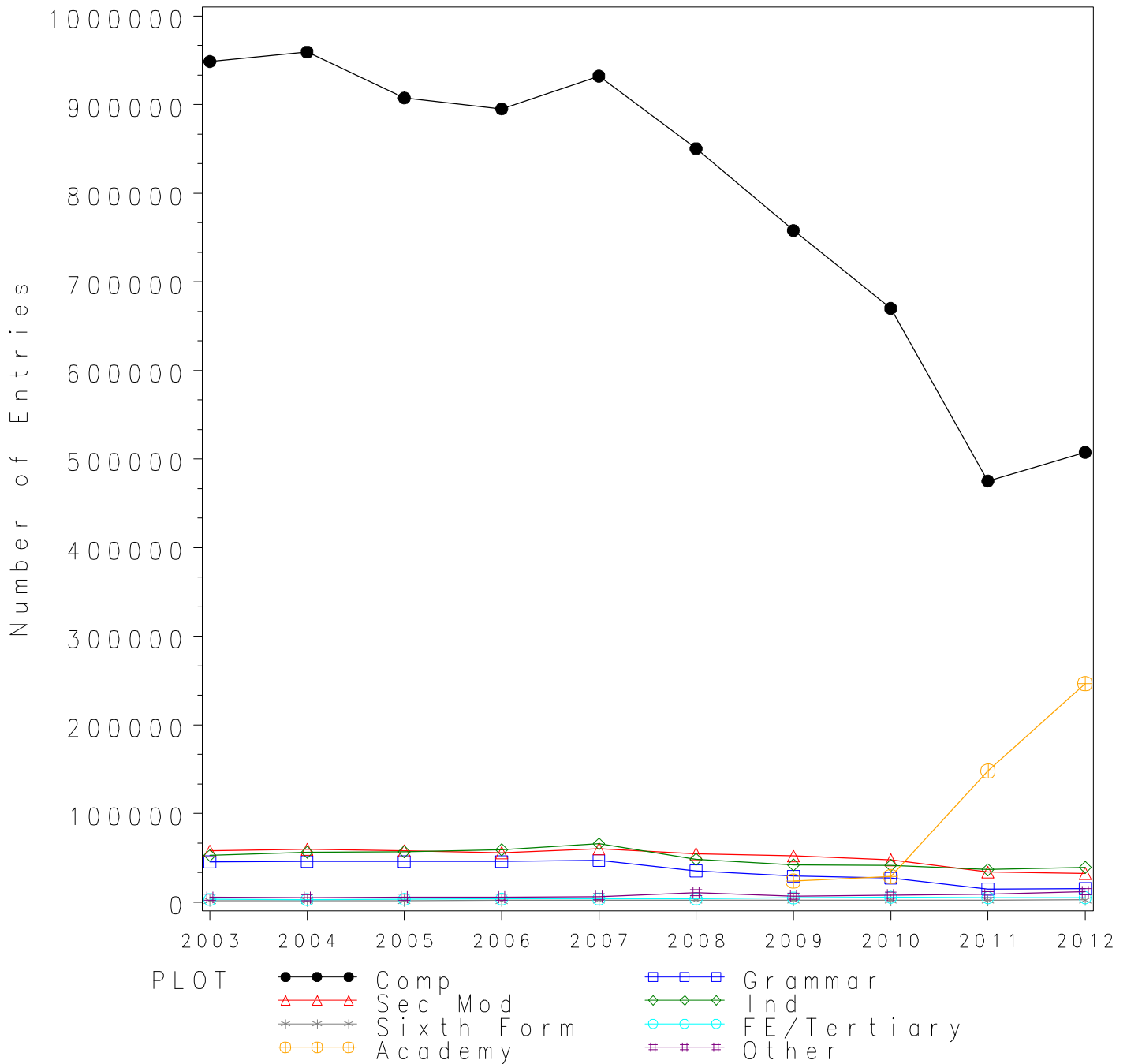
School type	2003	2004	2005	2006	2007	2008	2009	2010	2011	2012
Comprehensive	3330	3228	3288	3299	3107	3251	3028	2885	2007	1893
Grammar	2410	2136	2078	2369	2129	2328	2394	2244	1122	857
Sec Mod	0	6	0	30	71	104	122	101	90	129
Independent	9839	9921	9985	10216	10359	10053	9436	10182	9369	10003
Sixth Form	42	47	71	83	42	57	63	42	99	89
FE/Tertiary	45	33	28	31	22	5	8	29	52	46
Academy	.	.	.	.	.	.	81	158	1447	2189
Other	35	33	61	44	18	34	30	45	51	41



*Numbers of GCSE entries in COMBINED SCIENCE by school type 2003- 2012*

School type	2003	2004	2005	2006	2007	2008	2009	2010	2011	2012
Comprehensive	948756	959424	907664	895375	932306	850498	758108	670130	475362	507574
Grammar	45303	45781	45714	45829	46842	35224	29313	26982	14763	15178
Sec Mod	57739	59730	58131	55860	60252	54491	52035	47877	33828	32479
Independent	52632	56187	56992	59316	65682	48194	42053	41306	36527	39253
Sixth Form	1529	1635	1654	1793	2111	2165	2035	2126	2125	2409
FE/Tertiary	2956	2859	3182	3482	3604	3669	4816	5488	5052	5115
Academy	.	.	.	.	.	.	23875	28806	147771	246436
Other	5383	5008	5474	5438	6100	10565	6604	7945	8694	11638

**GCSE COMBINED SCIENCE Entries by school type 2003–2012**



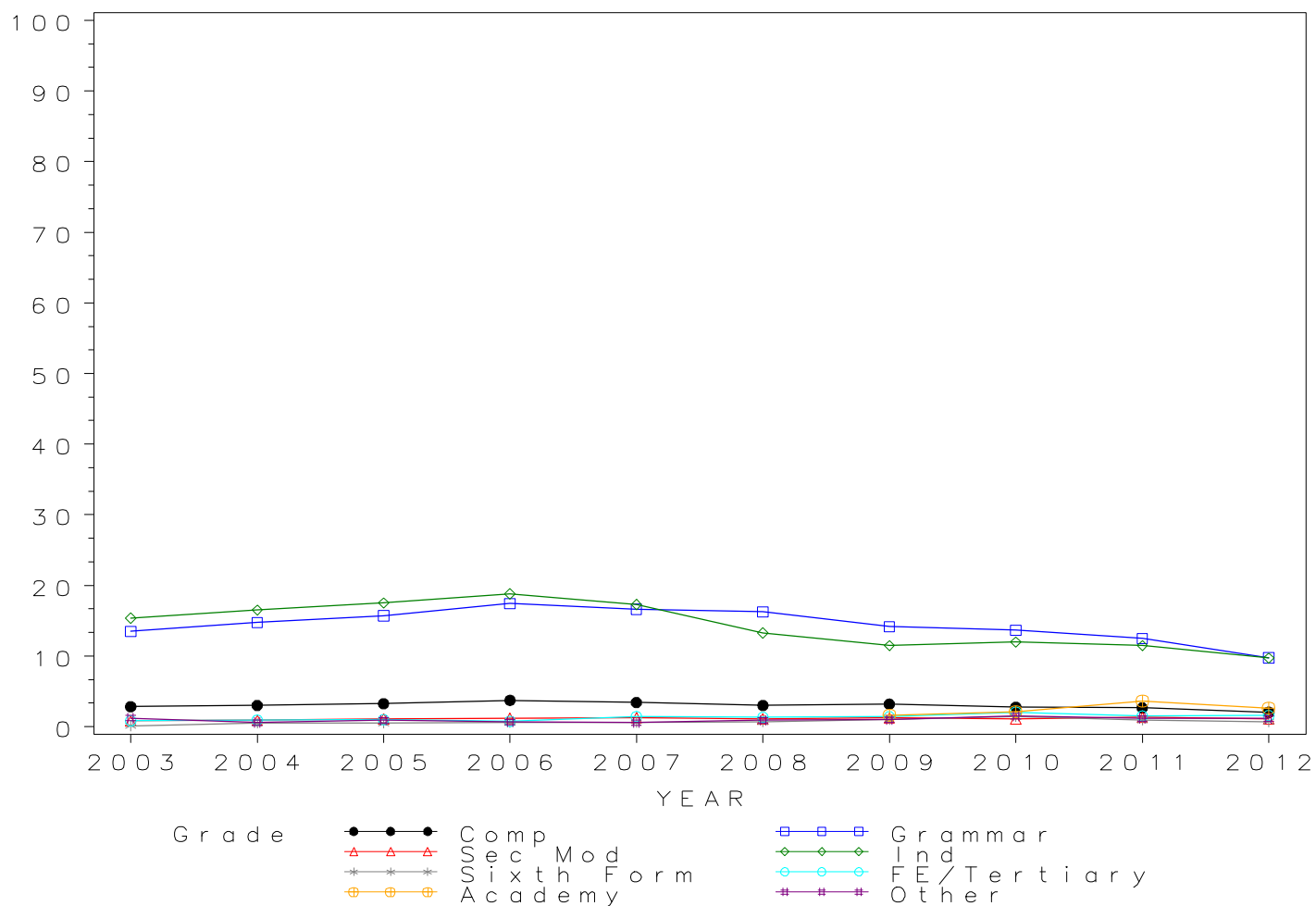
## GCSE COMBINED SCIENCE Grade A\* by school type 2003-2012 Cumulative Percentages

School type	2003	2004	2005	2006	2007	2008	2009	2010	2011	2012
Comprehensive	2.8	3.0	3.3	3.7	3.4	3.0	3.2	2.8	2.7	2.0
Grammar	13.5	14.7	15.7	17.4	16.6	16.3	14.2	13.7	12.5	9.8
Sec Mod	0.8	0.9	1.1	1.2	1.3	1.1	1.3	1.1	1.3	1.1
Independent	15.4	16.5	17.5	18.8	17.3	13.3	11.5	12.0	11.5	9.7
Sixth Form	0.1	0.5	0.5	0.6	0.6	0.7	1.0	1.4	0.9	0.7
FE/Tertiary	0.8	0.9	1.0	0.8	1.4	1.3	1.4	2.0	1.5	1.6
Academy	.	.	.	.	.	.	1.6	2.1	3.6	2.6
Other	1.2	0.6	0.9	0.7	0.6	0.9	1.0	1.5	1.2	1.2

### Cumulative Numbers

School type	2003	2004	2005	2006	2007	2008	2009	2010	2011	2012
Comprehensive	26824	29047	29700	33505	31973	25649	24259	18519	12698	10402
Grammar	6108	6746	7177	7993	7796	5724	4155	3691	1842	1480
Sec Mod	486	539	654	682	771	620	652	540	452	351
Independent	8105	9271	9974	11151	11363	6410	4836	4957	4201	3808
Sixth Form	2	8	8	11	13	15	20	30	19	17
FE/Tertiary	25	27	32	27	52	49	68	112	77	81
Academy	.	.	.	.	.	.	382	605	5320	6407
Other	65	30	49	38	37	95	66	119	104	140

Cumulative % at Grade A\* by school type



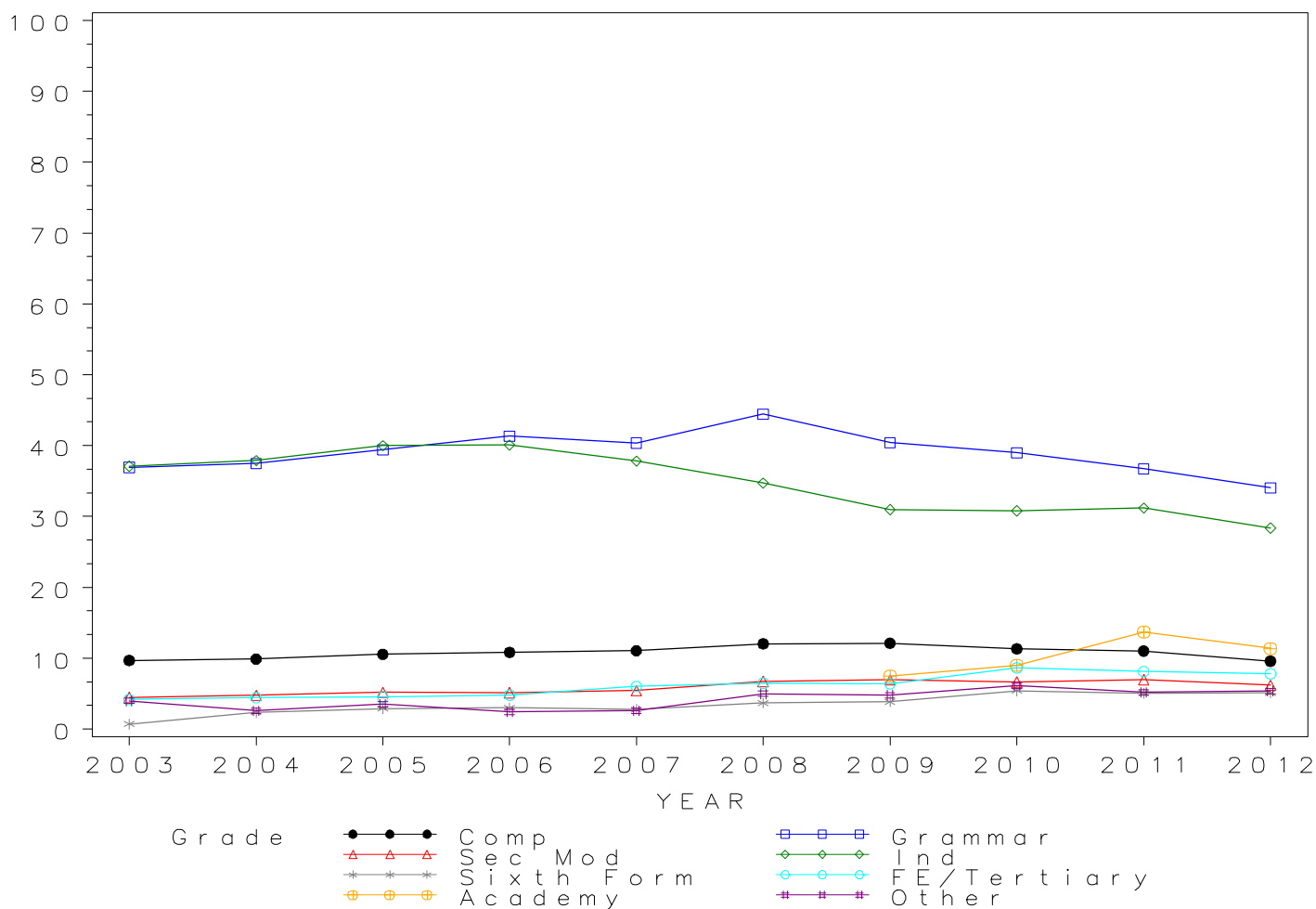
## GCSE COMBINED SCIENCE Grade A by school type 2003-2012 Cumulative Percentages

School type	2003	2004	2005	2006	2007	2008	2009	2010	2011	2012
Comprehensive	9.7	9.9	10.5	10.8	11.0	12.0	12.1	11.3	11.0	9.6
Grammar	36.9	37.5	39.4	41.3	40.4	44.5	40.4	39.0	36.7	34.1
Sec Mod	4.5	4.8	5.2	5.1	5.4	6.8	7.0	6.7	7.0	6.2
Independent	37.1	37.9	40.0	40.1	37.8	34.7	31.0	30.8	31.2	28.4
Sixth Form	0.7	2.4	2.9	3.0	2.8	3.7	3.9	5.4	5.1	5.1
FE/Tertiary	4.2	4.4	4.6	4.8	6.0	6.5	6.4	8.7	8.1	7.8
Academy	.	.	.	.	.	.	7.5	9.0	13.7	11.4
Other	4.0	2.6	3.5	2.4	2.6	5.0	4.8	6.1	5.2	5.4

### Cumulative Numbers

School type	2003	2004	2005	2006	2007	2008	2009	2010	2011	2012
Comprehensive	91985	94816	95684	97060	102994	102416	91917	75969	52427	48721
Grammar	16734	17169	18011	18943	18916	15658	11850	10519	5423	5170
Sec Mod	2588	2861	3011	2873	3277	3683	3627	3197	2364	2011
Independent	19526	21295	22797	23786	24828	16723	13036	12722	11396	11148
Sixth Form	11	39	48	54	59	80	79	115	108	123
FE/Tertiary	124	127	145	167	218	238	309	475	410	400
Academy	.	.	.	.	.	.	1791	2593	20245	28094
Other	215	130	192	131	159	528	317	485	452	628

Cumulative % at Grade A by school type



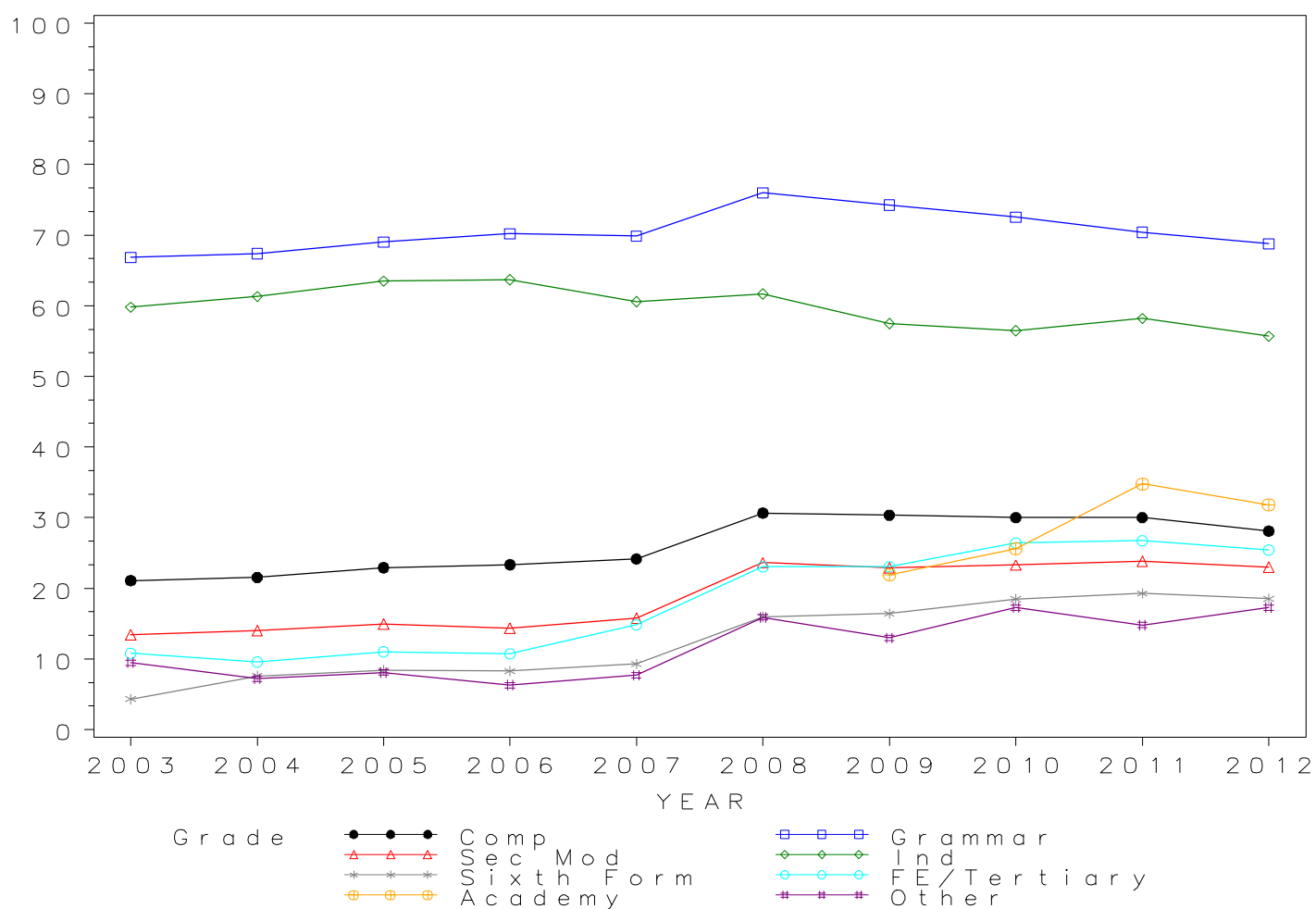
## GCSE COMBINED SCIENCE Grade B by school type 2003-2012 Cumulative Percentages

School type	2003	2004	2005	2006	2007	2008	2009	2010	2011	2012
Comprehensive	21.1	21.5	22.9	23.4	24.2	30.7	30.4	30.0	30.0	28.1
Grammar	66.9	67.4	69.0	70.2	69.8	76.0	74.3	72.5	70.4	68.8
Sec Mod	13.5	14.1	15.0	14.4	15.8	23.7	22.9	23.3	23.8	23.0
Independent	59.8	61.3	63.5	63.7	60.6	61.7	57.5	56.5	58.2	55.7
Sixth Form	4.3	7.6	8.4	8.3	9.3	16.0	16.4	18.5	19.3	18.5
FE/Tertiary	10.8	9.6	11.0	10.7	14.8	23.1	23.1	26.4	26.7	25.4
Academy	.	.	.	.	.	.	21.9	25.6	34.8	31.8
Other	9.5	7.2	8.1	6.3	7.7	15.9	13.0	17.3	14.8	17.3

### Cumulative Numbers

School type	2003	2004	2005	2006	2007	2008	2009	2010	2011	2012
Comprehensive	200184	206602	208189	209072	225319	260786	230265	201287	142613	142686
Grammar	30289	30857	31543	32165	32716	26764	21768	19570	10392	10438
Sec Mod	7774	8397	8701	8023	9522	12888	11923	11167	8067	7480
Independent	31474	34443	36190	37784	39803	29736	24180	23338	21259	21864
Sixth Form	66	124	139	149	196	346	334	393	410	446
FE/Tertiary	320	274	351	373	535	846	1111	1449	1351	1301
Academy	.	.	.	.	.	.	5229	7374	51424	78367
Other	511	361	443	343	470	1680	859	1374	1287	2013

Cumulative % at Grade B by school type



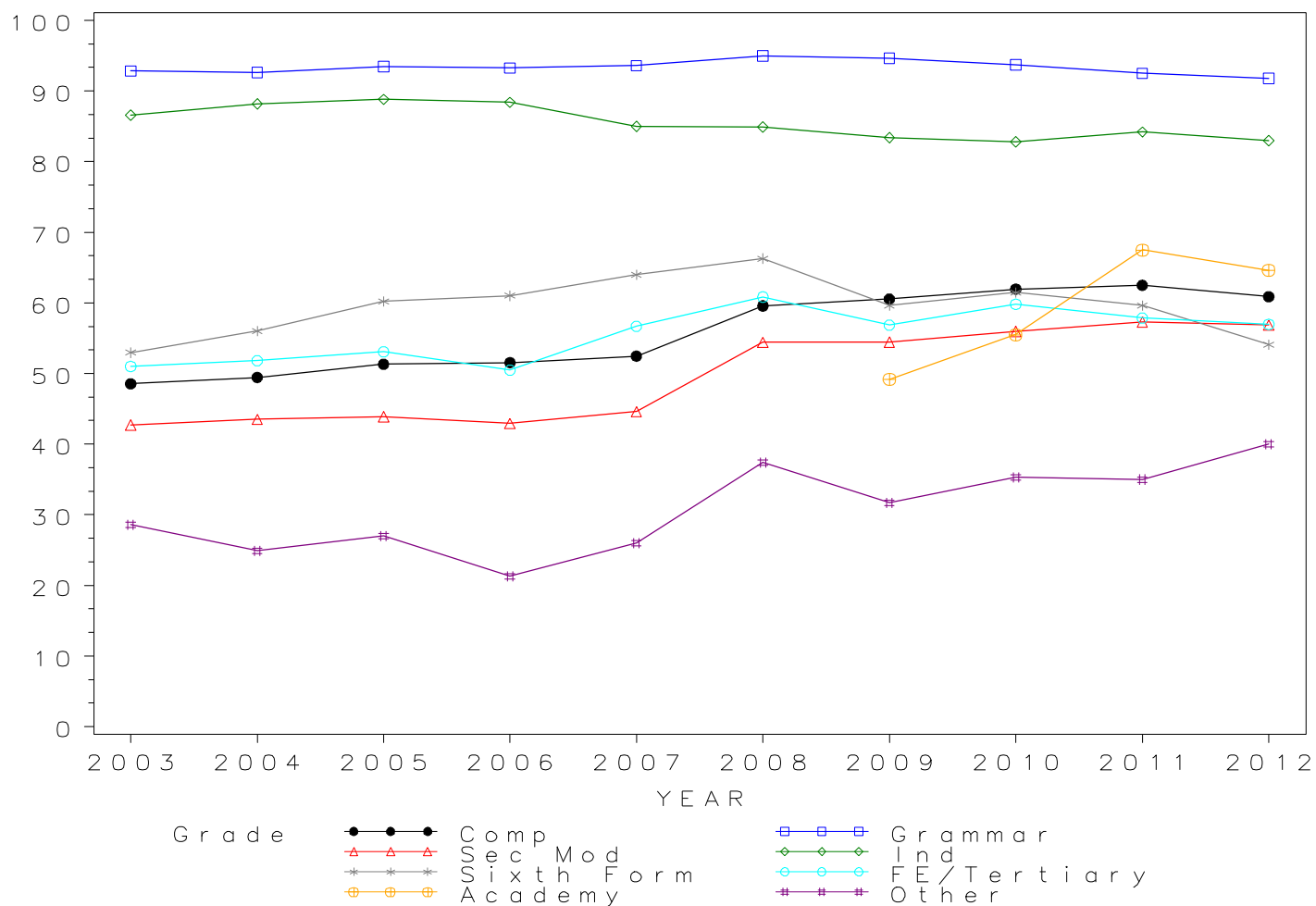
## GCSE COMBINED SCIENCE Grade C by school type 2003-2012 Cumulative Percentages

School type	2003	2004	2005	2006	2007	2008	2009	2010	2011	2012
Comprehensive	48.6	49.5	51.3	51.5	52.5	59.6	60.5	61.9	62.5	60.9
Grammar	92.8	92.6	93.5	93.3	93.6	95.0	94.7	93.7	92.5	91.8
Sec Mod	42.7	43.5	43.9	42.9	44.6	54.4	54.5	56.0	57.3	56.9
Independent	86.6	88.2	88.8	88.4	85.0	84.9	83.4	82.8	84.2	83.0
Sixth Form	53.0	56.0	60.2	61.0	64.0	66.3	59.6	61.5	59.6	54.1
FE/Tertiary	51.0	51.8	53.1	50.5	56.7	60.8	56.9	59.8	57.9	57.0
Academy	.	.	.	.	.	.	49.2	55.5	67.5	64.6
Other	28.6	24.9	27.0	21.3	26.0	37.4	31.7	35.3	35.0	40.0

### Cumulative Numbers

School type	2003	2004	2005	2006	2007	2008	2009	2010	2011	2012
Comprehensive	460701	474475	465667	461550	489191	506801	458994	415122	297105	309106
Grammar	42057	42409	42727	42748	43846	33454	27748	25288	13658	13934
Sec Mod	24671	26003	25530	23979	26877	29649	28349	26801	19394	18473
Independent	45579	49557	50609	52435	55830	40917	35072	34201	30756	32580
Sixth Form	810	916	996	1094	1351	1435	1213	1307	1267	1303
FE/Tertiary	1508	1482	1689	1758	2043	2232	2739	3283	2924	2914
Academy	.	.	.	.	.	.	11747	15987	99745	159198
Other	1540	1247	1478	1158	1586	3951	2093	2805	3043	4655

Cumulative % at Grade C by school type



# GCSE COMBINED SCIENCE Grade D by school type 2003-2012

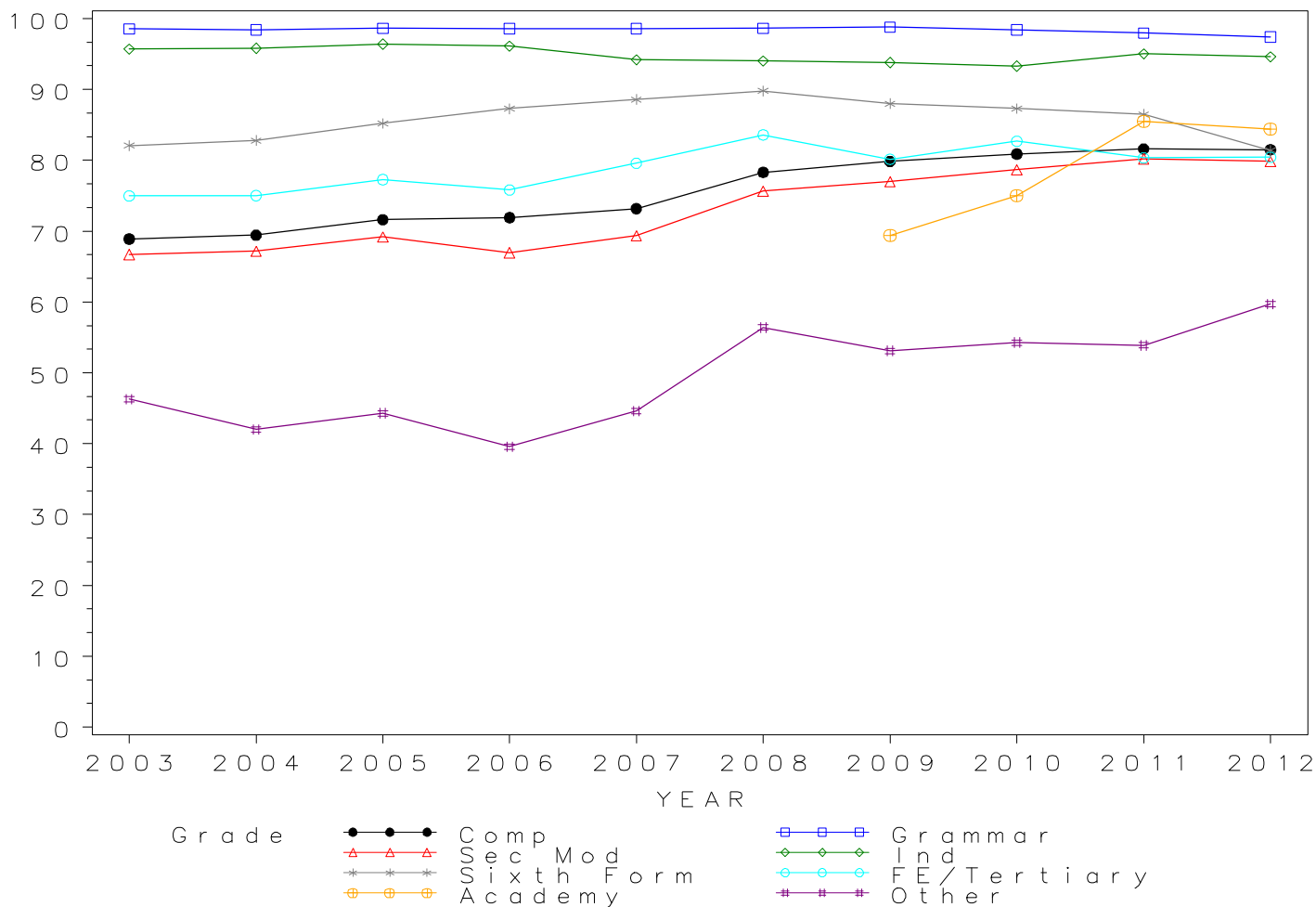
## Cumulative Percentages

School type	2003	2004	2005	2006	2007	2008	2009	2010	2011	2012
Comprehensive	68.9	69.4	71.6	71.9	73.2	78.3	79.8	80.9	81.6	81.5
Grammar	98.5	98.4	98.6	98.6	98.6	98.6	98.8	98.4	98.0	97.4
Sec Mod	66.7	67.2	69.2	66.9	69.4	75.7	77.0	78.7	80.2	79.8
Independent	95.7	95.8	96.4	96.1	94.2	94.0	93.8	93.3	95.0	94.6
Sixth Form	82.1	82.8	85.2	87.3	88.6	89.8	88.0	87.3	86.5	81.4
FE/Tertiary	75.0	75.0	77.3	75.8	79.6	83.6	80.1	82.7	80.3	80.4
Academy	.	.	.	.	.	.	69.4	75.0	85.5	84.4
Other	46.3	42.0	44.3	39.6	44.6	56.4	53.1	54.3	53.9	59.7

## Cumulative Numbers

School type	2003	2004	2005	2006	2007	2008	2009	2010	2011	2012
Comprehensive	653686	666025	650004	643812	682206	665979	605309	542020	387971	413608
Grammar	44638	45049	45089	45175	46171	34745	28961	26559	14462	14786
Sec Mod	38529	40118	40219	37397	41793	41225	40069	37660	27136	25925
Independent	50369	53827	54940	57003	61872	45302	39446	38538	34701	37133
Sixth Form	1255	1354	1409	1565	1870	1944	1791	1856	1838	1961
FE/Tertiary	2216	2145	2459	2640	2868	3067	3860	4539	4059	4114
Academy	.	.	.	.	.	.	16569	21605	126344	207992
Other	2492	2103	2425	2153	2721	5959	3507	4314	4686	6948

Cumulative % at Grade D by school type



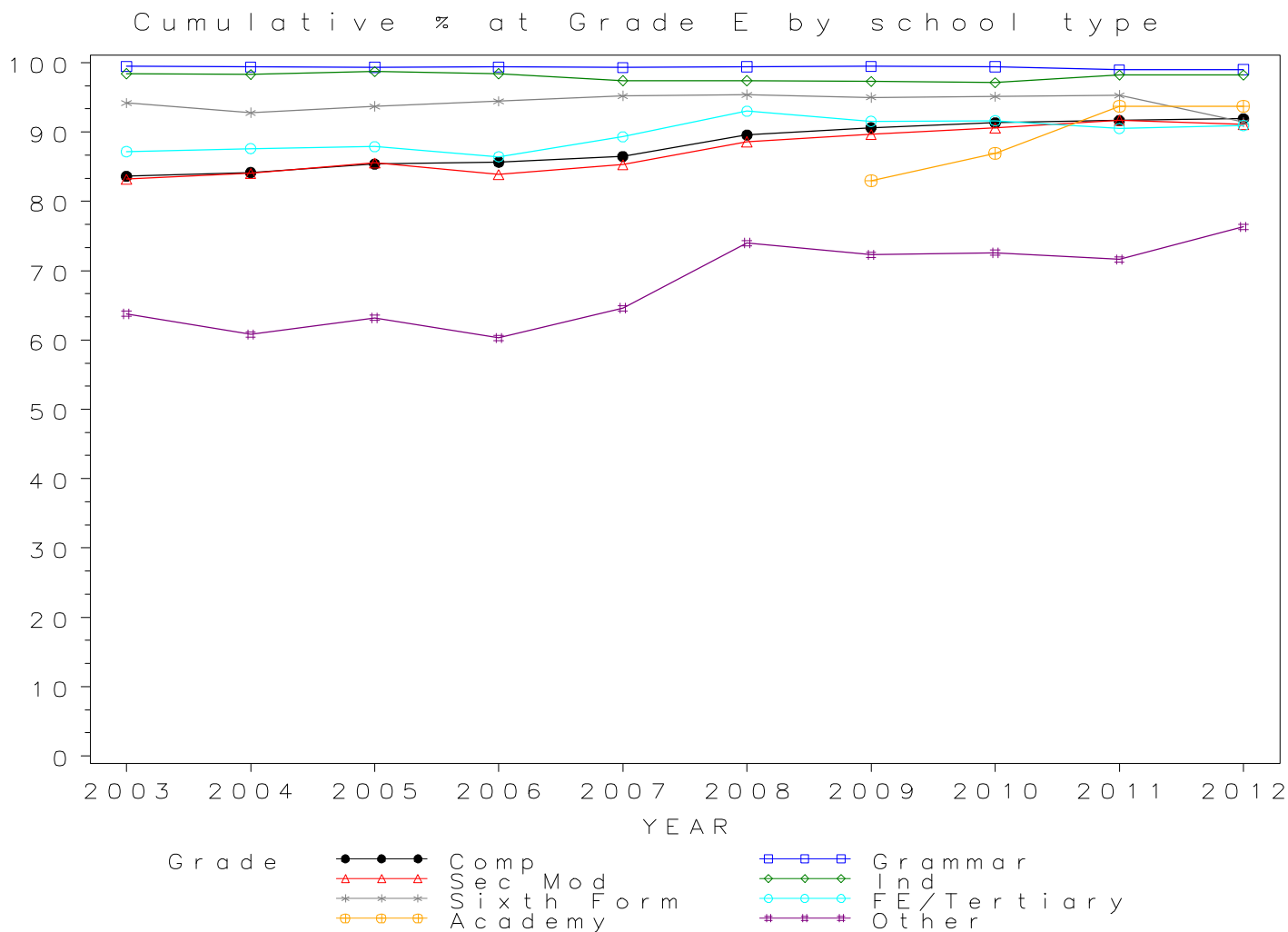


*GCSE COMBINED SCIENCE Grade E by school type 2003-2012  
Cumulative Percentages*

School type	2003	2004	2005	2006	2007	2008	2009	2010	2011	2012
Comprehensive	83.6	84.2	85.4	85.7	86.5	89.6	90.6	91.3	91.7	91.9
Grammar	99.5	99.4	99.3	99.4	99.3	99.4	99.5	99.4	98.9	99.0
Sec Mod	83.2	84.0	85.5	83.9	85.3	88.6	89.7	90.6	91.7	91.1
Independent	98.4	98.3	98.7	98.4	97.4	97.4	97.3	97.1	98.2	98.2
Sixth Form	94.2	92.8	93.7	94.4	95.2	95.4	95.0	95.1	95.3	91.4
FE/Tertiary	87.2	87.6	87.9	86.4	89.3	93.0	91.5	91.6	90.5	90.9
Academy	.	.	.	.	.	.	83.0	86.9	93.7	93.7
Other	63.8	60.8	63.2	60.3	64.6	74.0	72.3	72.6	71.6	76.3

*Cumulative Numbers*

School type	2003	2004	2005	2006	2007	2008	2009	2010	2011	2012
Comprehensive	793327	807359	774756	766998	806312	761729	686999	612077	435778	466524
Grammar	45060	45491	45410	45541	46515	35027	29159	26829	14607	15026
Sec Mod	48029	50203	49724	46847	51389	48289	46655	43362	31020	29594
Independent	51790	55232	56251	58367	63974	46941	40918	40108	35870	38546
Sixth Form	1440	1517	1550	1693	2010	2065	1933	2022	2025	2202
FE/Tertiary	2577	2505	2797	3010	3219	3412	4409	5029	4573	4652
Academy	.	.	.	.	.	.	19816	25032	138461	230911
Other	3434	3045	3460	3279	3941	7818	4775	5768	6225	8880

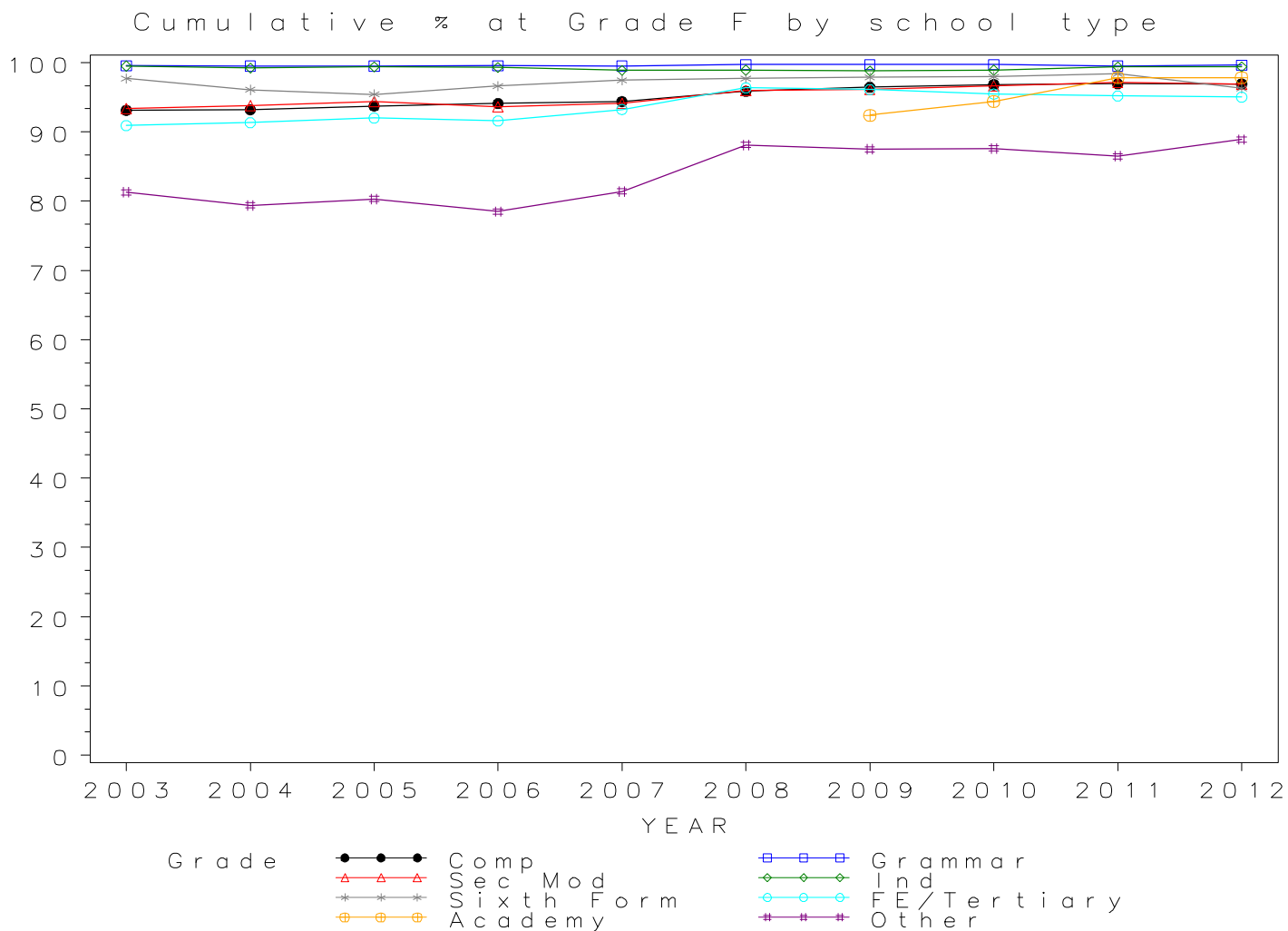


*GCSE COMBINED SCIENCE Grade F by school type 2003-2012  
Cumulative Percentages*

School type	2003	2004	2005	2006	2007	2008	2009	2010	2011	2012
Comprehensive	93.1	93.2	93.7	94.1	94.4	95.9	96.5	96.8	96.9	96.9
Grammar	99.6	99.5	99.5	99.6	99.5	99.7	99.7	99.7	99.5	99.6
Sec Mod	93.4	93.8	94.4	93.6	94.2	96.0	96.1	96.7	97.1	96.9
Independent	99.5	99.2	99.4	99.3	98.9	98.9	98.8	98.9	99.4	99.4
Sixth Form	97.7	96.1	95.4	96.6	97.5	97.7	97.9	98.0	98.4	96.3
FE/Tertiary	90.9	91.3	92.0	91.6	93.2	96.3	96.1	95.5	95.2	95.0
Academy	.	.	.	.	.	.	92.4	94.4	97.8	97.8
Other	81.3	79.4	80.3	78.5	81.4	88.1	87.5	87.6	86.5	88.9

*Cumulative Numbers*

School type	2003	2004	2005	2006	2007	2008	2009	2010	2011	2012
Comprehensive	883418	894210	850793	842370	879907	815402	731272	648871	460831	491968
Grammar	45106	45552	45486	45631	46608	35120	29228	26901	14690	15122
Sec Mod	53917	56040	54872	52308	56731	52300	50017	46277	32863	31466
Independent	52369	55738	56650	58901	64959	47664	41548	40852	36308	39017
Sixth Form	1494	1571	1578	1732	2058	2115	1992	2083	2091	2320
FE/Tertiary	2687	2611	2928	3189	3360	3535	4628	5239	4808	4861
Academy	.	.	.	.	.	.	22061	27193	144520	241014
Other	4376	3976	4396	4269	4965	9308	5779	6960	7520	10346



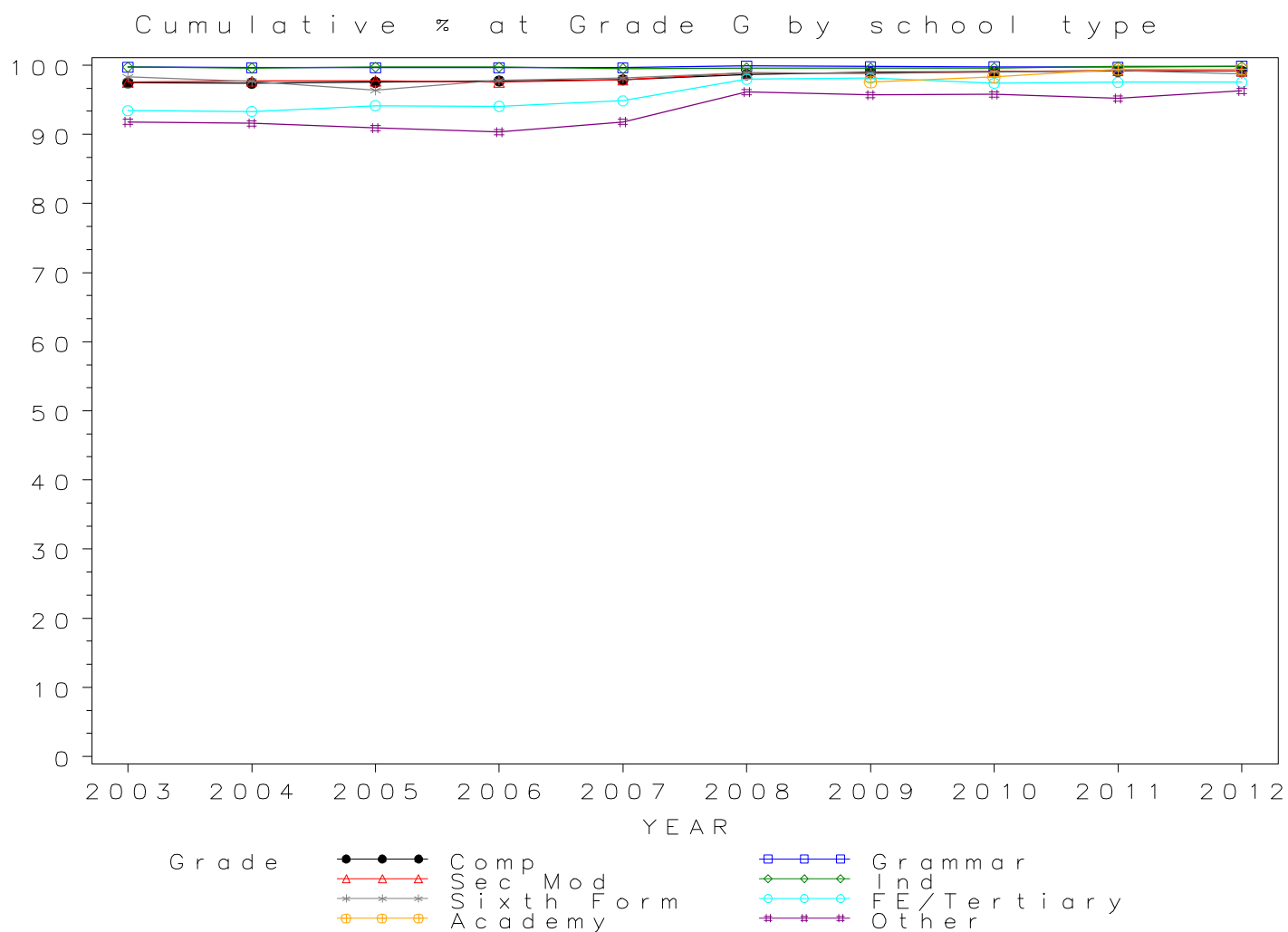
## GCSE COMBINED SCIENCE Grade G by school type 2003-2012

### Cumulative Percentages

School type	2003	2004	2005	2006	2007	2008	2009	2010	2011	2012
Comprehensive	97.4	97.4	97.6	97.7	97.9	98.7	99.0	99.1	99.1	99.1
Grammar	99.7	99.6	99.6	99.6	99.6	99.9	99.8	99.8	99.7	99.8
Sec Mod	97.5	97.7	97.7	97.6	97.9	98.9	98.8	99.1	99.2	99.2
Independent	99.7	99.6	99.7	99.7	99.5	99.6	99.6	99.6	99.8	99.8
Sixth Form	98.3	97.7	96.4	97.8	98.1	98.9	98.8	99.0	99.2	98.7
FE/Tertiary	93.4	93.3	94.2	94.1	94.9	98.0	98.1	97.4	97.5	97.5
Academy	.	.	.	.	.	.	97.6	98.3	99.4	99.4
Other	91.8	91.6	90.9	90.3	91.8	96.1	95.7	95.8	95.2	96.3

### Cumulative Numbers

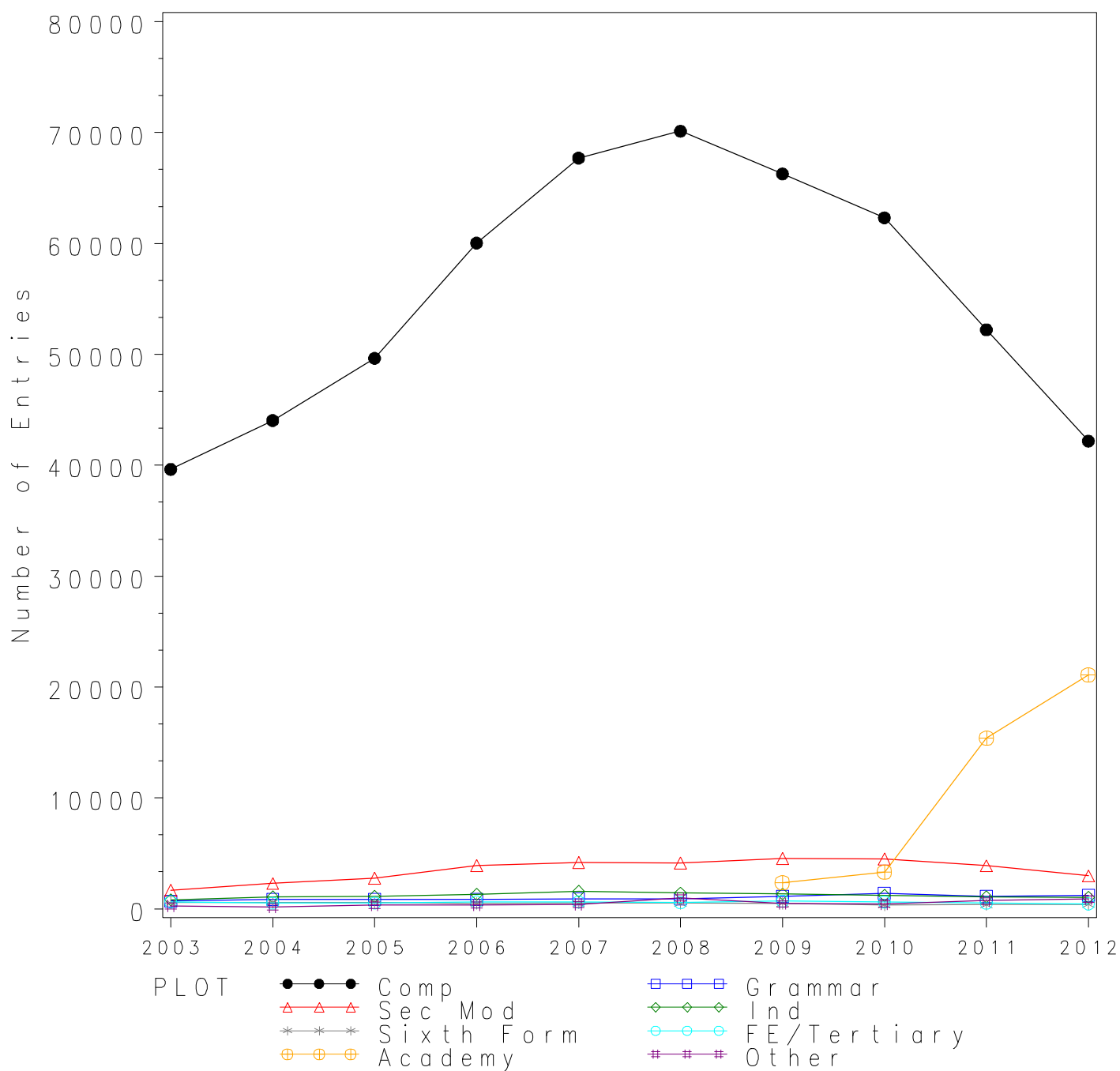
School type	2003	2004	2005	2006	2007	2008	2009	2010	2011	2012
Comprehensive	924432	934575	885456	875015	912756	839261	750173	663796	471152	503070
Grammar	45167	45613	45547	45662	46670	35178	29257	26920	14723	15152
Sec Mod	56307	58368	56819	54508	59000	53871	51423	47423	33567	32212
Independent	52474	55962	56821	59138	65354	48001	41885	41141	36454	39174
Sixth Form	1503	1597	1594	1754	2071	2141	2011	2105	2108	2378
FE/Tertiary	2762	2668	2996	3275	3419	3594	4726	5345	4928	4988
Academy	.	.	.	.	.	.	23302	28316	146884	244957
Other	4942	4587	4976	4911	5600	10153	6320	7611	8277	11207



*Numbers of GCSE entries in COMMUNICATION STUDIES by school type 2003- 2012*

School type	2003	2004	2005	2006	2007	2008	2009	2010	2011	2012
Comprehensive	39630	44037	49645	60046	67703	70129	66276	62312	52215	42182
Grammar	704	845	856	864	904	903	1128	1400	1131	1225
Sec Mod	1676	2299	2777	3911	4180	4132	4551	4498	3886	2975
Independent	812	1080	1117	1316	1585	1417	1335	1231	1078	1042
Sixth Form	554	574	564	498	511	507	502	359	376	387
FE/Tertiary	627	515	529	624	623	564	693	611	516	444
Academy	.	.	.	.	.	.	2360	3330	15392	21070
Other	262	182	335	339	412	978	465	458	738	882

GCSE COMMUNICATION STUDIES Entries by school type 2003–2012



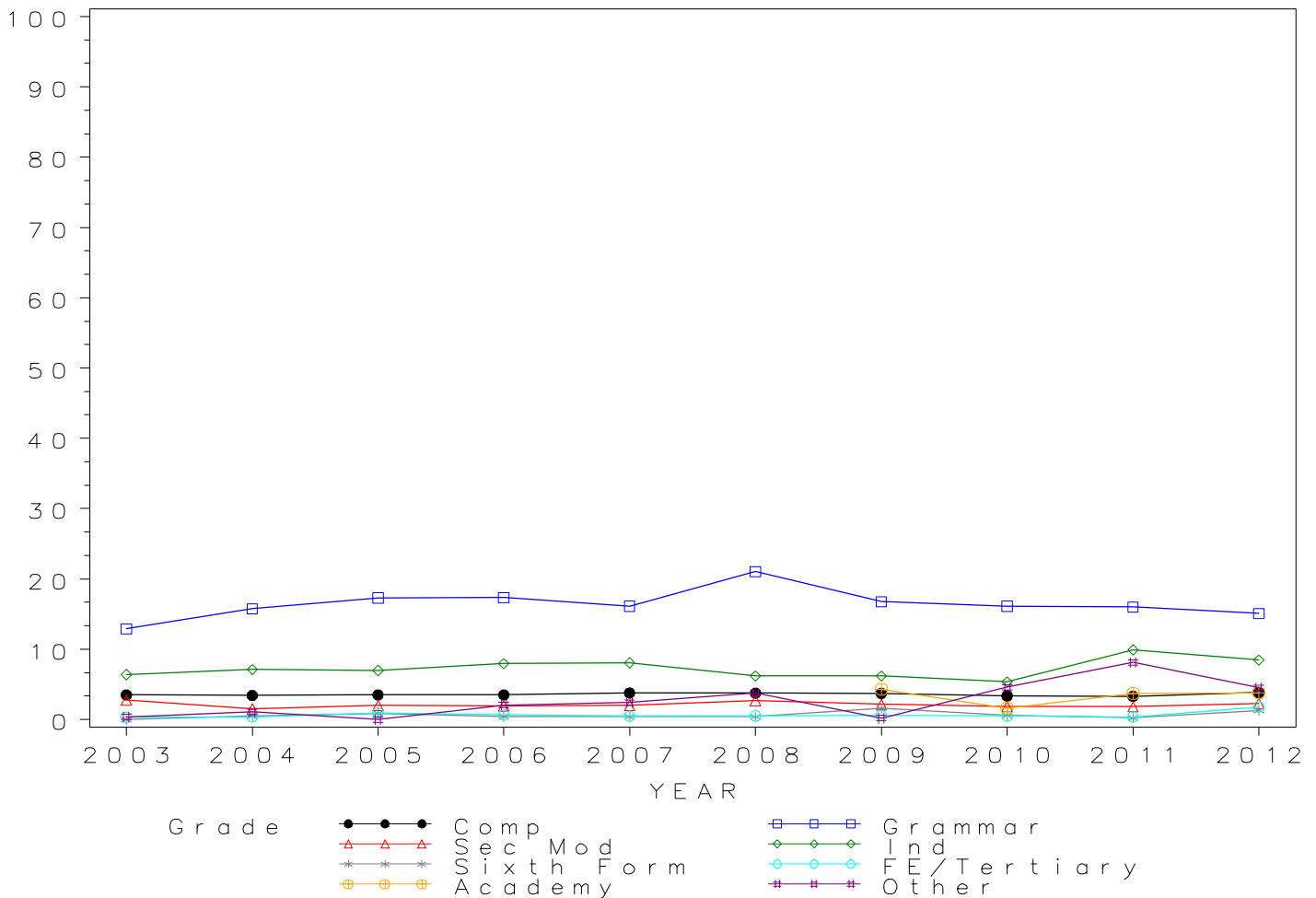
*GCSE COMMUNICATION STUDIES Grade A\* by school type 2003- 2012  
Cumulative Percentages*

School type	2003	2004	2005	2006	2007	2008	2009	2010	2011	2012
Comprehensive	3.5	3.4	3.5	3.5	3.8	3.8	3.7	3.4	3.3	3.8
Grammar	12.9	15.7	17.3	17.4	16.2	21.0	16.8	16.1	16.0	15.1
Sec Mod	2.7	1.5	2.0	2.0	2.0	2.7	2.2	1.9	1.9	2.3
Independent	6.4	7.1	7.0	8.0	8.1	6.2	6.2	5.4	9.9	8.4
Sixth Form	0.0	0.5	0.9	0.4	0.4	0.4	1.6	0.6	0.3	1.3
FE/Tertiary	0.3	0.4	0.9	0.6	0.5	0.5	0.6	0.5	0.4	1.8
Academy	.	.	.	.	.	.	4.3	1.6	3.7	3.8
Other	0.4	1.1	0.0	2.1	2.4	3.8	0.2	4.6	8.1	4.5

*Cumulative Numbers*

School type	2003	2004	2005	2006	2007	2008	2009	2010	2011	2012
Comprehensive	1392	1509	1740	2115	2569	2636	2474	2110	1733	1622
Grammar	91	133	148	150	146	190	189	226	181	185
Sec Mod	46	35	56	77	85	113	99	84	72	68
Independent	52	77	78	105	128	88	83	66	107	88
Sixth Form	0	3	5	2	2	2	8	2	1	5
FE/Tertiary	2	2	5	4	3	3	4	3	2	8
Academy	.	.	.	.	.	.	101	53	570	801
Other	1	2	0	7	10	37	1	21	60	40

Cumulative % at Grade A\* by school type



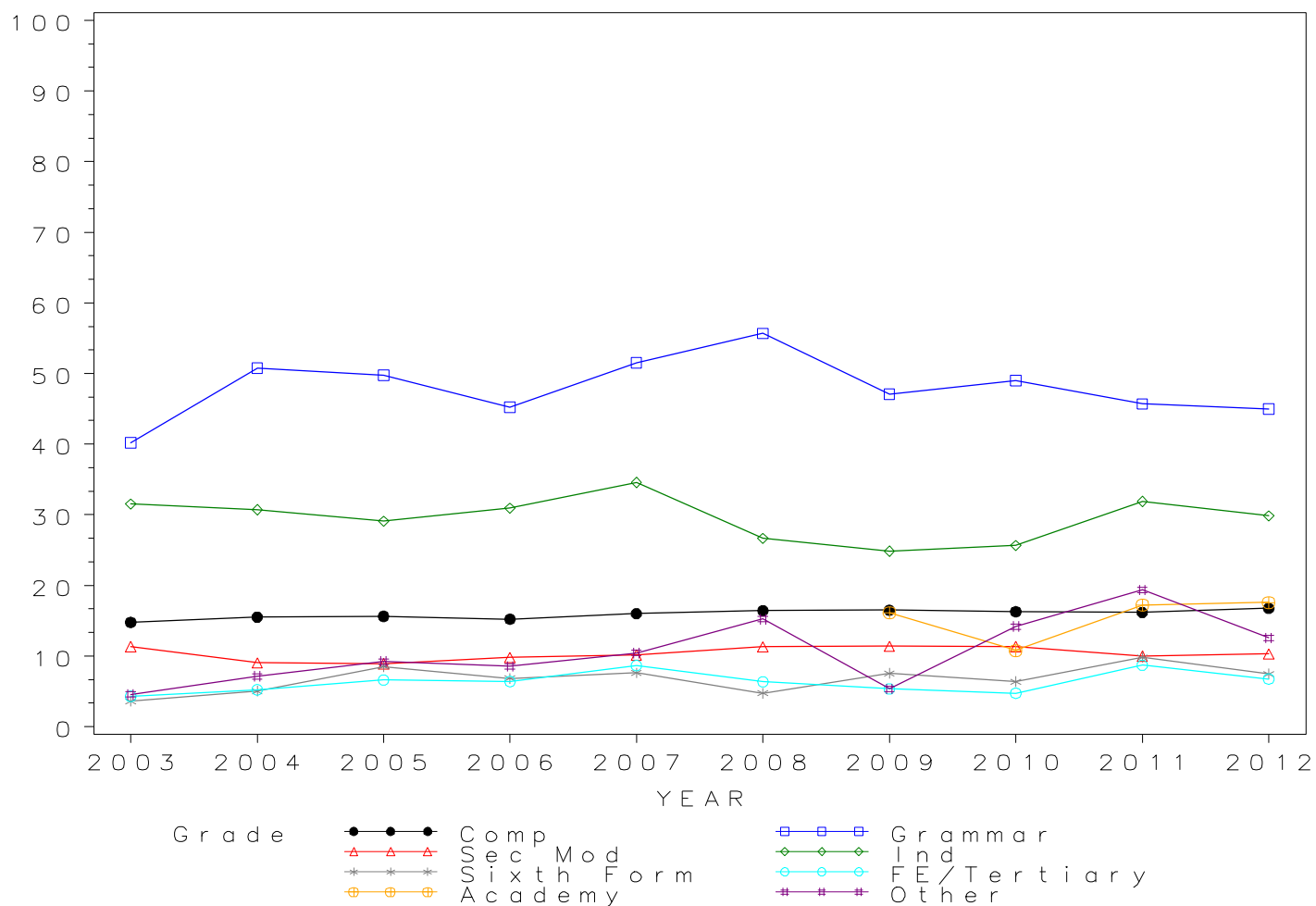
## GCSE COMMUNICATION STUDIES Grade A by school type 2003- 2012 Cumulative Percentages

School type	2003	2004	2005	2006	2007	2008	2009	2010	2011	2012
Comprehensive	14.8	15.5	15.6	15.2	16.0	16.4	16.5	16.3	16.2	16.8
Grammar	40.2	50.8	49.8	45.3	51.5	55.7	47.1	49.0	45.7	45.0
Sec Mod	11.3	9.0	8.9	9.8	10.2	11.3	11.4	11.4	10.0	10.3
Independent	31.5	30.7	29.1	30.9	34.6	26.7	24.9	25.7	31.9	29.8
Sixth Form	3.6	5.1	8.5	6.8	7.6	4.7	7.6	6.4	9.8	7.5
FE/Tertiary	4.3	5.2	6.6	6.4	8.7	6.4	5.3	4.7	8.7	6.8
Academy	.	.	.	.	.	.	16.1	10.8	17.2	17.6
Other	4.6	7.1	9.3	8.6	10.4	15.2	5.4	14.2	19.4	12.6

### Cumulative Numbers

School type	2003	2004	2005	2006	2007	2008	2009	2010	2011	2012
Comprehensive	5858	6838	7757	9142	10828	11524	10931	10150	8443	7071
Grammar	283	429	426	391	466	503	531	686	517	551
Sec Mod	190	208	248	384	425	467	518	511	389	307
Independent	256	332	325	407	548	378	332	316	344	311
Sixth Form	20	29	48	34	39	24	38	23	37	29
FE/Tertiary	27	27	35	40	54	36	37	29	45	30
Academy	.	.	.	.	.	.	380	360	2647	3708
Other	12	13	31	29	43	149	25	65	143	111

Cumulative % at Grade A by school type



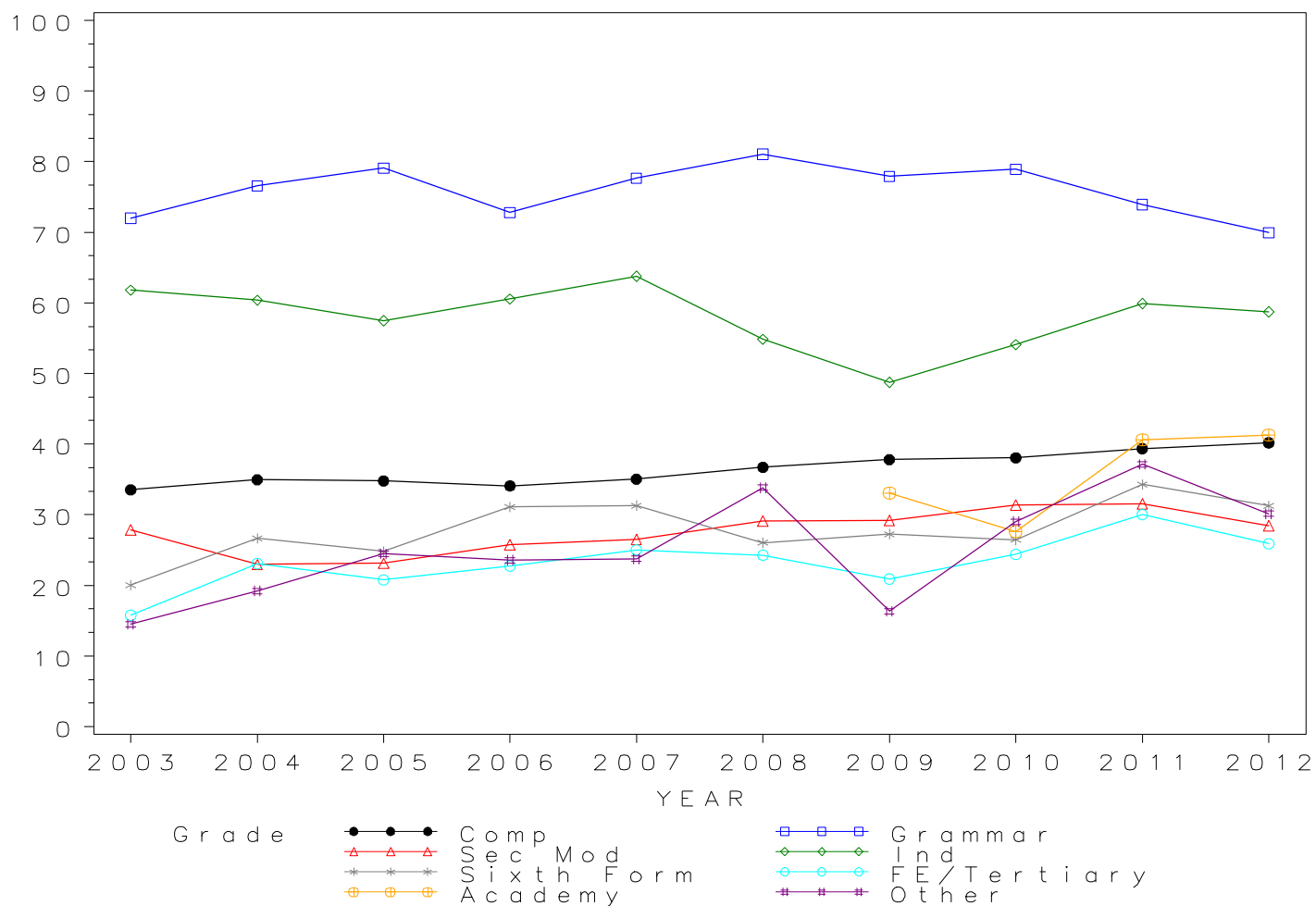
## GCSE COMMUNICATION STUDIES Grade B by school type 2003- 2012 Cumulative Percentages

School type	2003	2004	2005	2006	2007	2008	2009	2010	2011	2012
Comprehensive	33.5	35.0	34.8	34.1	35.0	36.7	37.8	38.1	39.4	40.2
Grammar	72.0	76.6	79.1	72.8	77.7	81.1	77.9	78.9	73.9	70.0
Sec Mod	27.9	23.0	23.2	25.8	26.6	29.1	29.2	31.4	31.5	28.5
Independent	61.8	60.4	57.5	60.6	63.8	54.8	48.8	54.1	59.9	58.7
Sixth Form	20.0	26.7	24.8	31.1	31.3	26.0	27.3	26.5	34.3	31.3
FE/Tertiary	15.8	23.1	20.8	22.8	25.0	24.3	20.9	24.4	30.0	25.9
Academy	.	.	.	.	.	.	33.1	27.6	40.6	41.3
Other	14.5	19.2	24.5	23.6	23.8	33.8	16.3	29.0	37.1	30.2

### Cumulative Numbers

School type	2003	2004	2005	2006	2007	2008	2009	2010	2011	2012
Comprehensive	13290	15400	17281	20474	23729	25751	25067	23714	20557	16957
Grammar	507	647	677	629	702	732	879	1105	836	857
Sec Mod	467	528	643	1009	1110	1204	1330	1412	1226	847
Independent	502	652	642	797	1011	777	651	666	646	612
Sixth Form	111	153	140	155	160	132	137	95	129	121
FE/Tertiary	99	119	110	142	156	137	145	149	155	115
Academy	.	.	.	.	.	.	781	919	6249	8702
Other	38	35	82	80	98	331	76	133	274	266

Cumulative % at Grade B by school type



# GCSE COMMUNICATION STUDIES Grade C by school type 2003- 2012

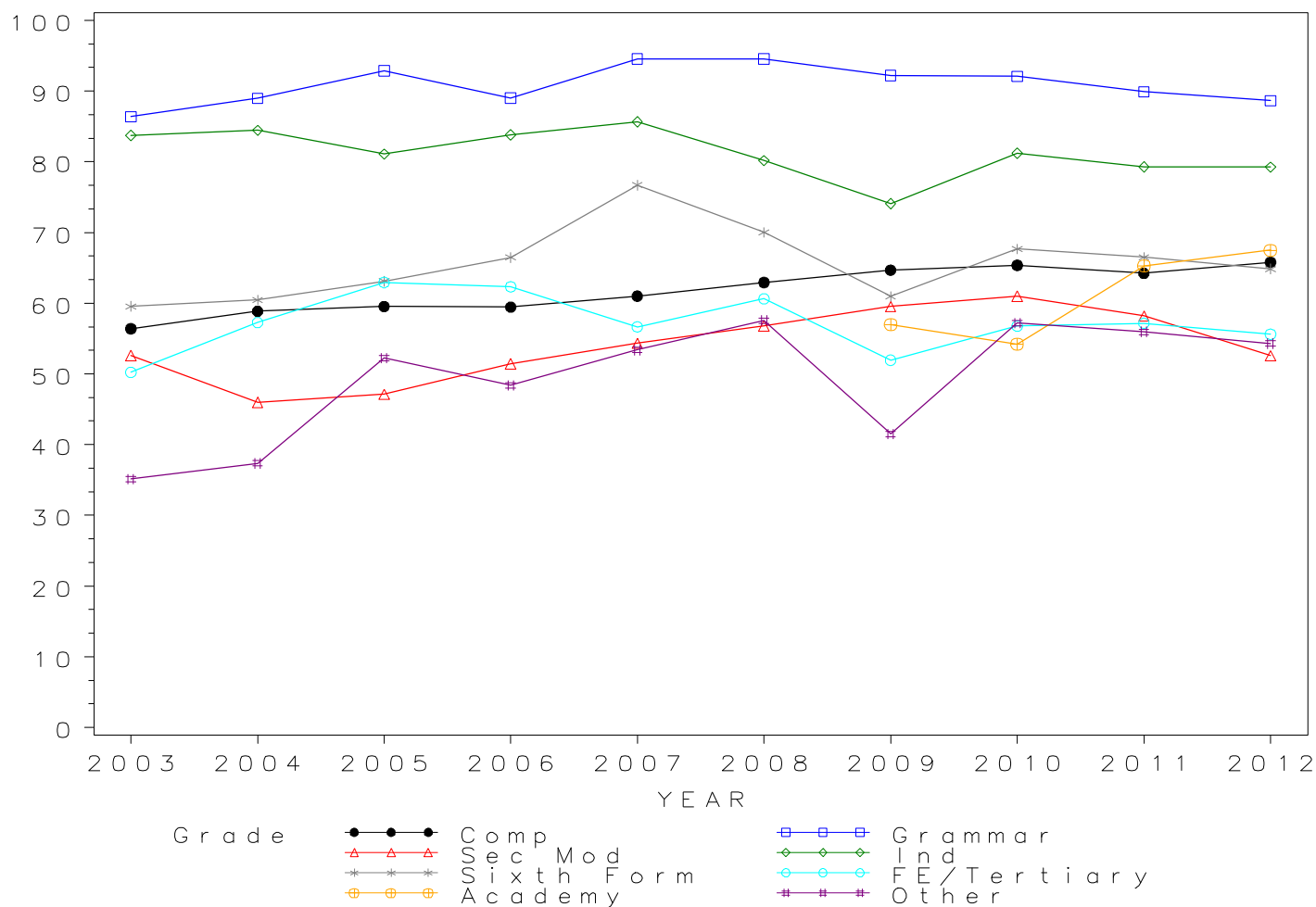
## Cumulative Percentages

School type	2003	2004	2005	2006	2007	2008	2009	2010	2011	2012
Comprehensive	56.4	58.9	59.6	59.4	61.0	62.9	64.7	65.4	64.2	65.8
Grammar	86.4	89.0	92.9	89.0	94.6	94.6	92.2	92.1	89.9	88.7
Sec Mod	52.6	46.0	47.1	51.4	54.4	56.8	59.5	61.0	58.2	52.6
Independent	83.7	84.4	81.1	83.8	85.7	80.2	74.1	81.2	79.3	79.3
Sixth Form	59.6	60.5	63.1	66.5	76.7	70.0	61.0	67.7	66.5	64.9
FE/Tertiary	50.2	57.3	62.9	62.3	56.7	60.6	51.9	56.8	57.2	55.6
Academy	.	.	.	.	.	.	57.0	54.2	65.3	67.5
Other	35.1	37.4	52.2	48.4	53.4	57.6	41.5	57.2	56.0	54.3

## Cumulative Numbers

School type	2003	2004	2005	2006	2007	2008	2009	2010	2011	2012
Comprehensive	22353	25918	29569	35697	41304	44144	42870	40733	33532	27758
Grammar	608	752	795	769	855	854	1040	1289	1017	1086
Sec Mod	882	1057	1309	2012	2272	2348	2709	2744	2262	1564
Independent	680	912	906	1103	1358	1136	989	1000	855	826
Sixth Form	330	347	356	331	392	355	306	243	250	251
FE/Tertiary	315	295	333	389	353	342	360	347	295	247
Academy	.	.	.	.	.	.	1345	1805	10051	14222
Other	92	68	175	164	220	563	193	262	413	479

Cumulative % at Grade C by school type





# GCSE COMMUNICATION STUDIES Grade D by school type 2003- 2012

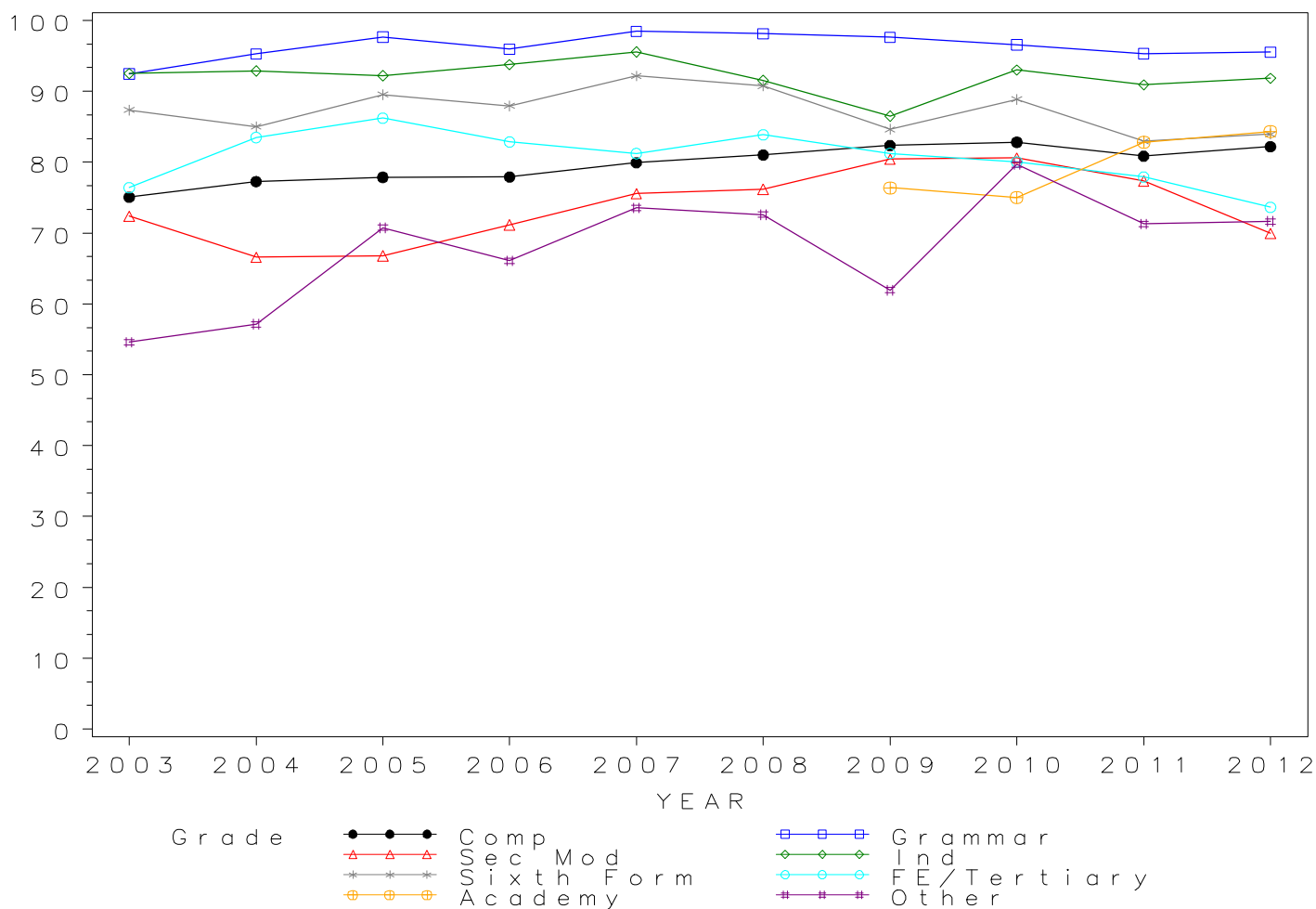
## Cumulative Percentages

School type	2003	2004	2005	2006	2007	2008	2009	2010	2011	2012
Comprehensive	75.0	77.3	77.9	77.9	79.9	81.0	82.4	82.8	80.8	82.2
Grammar	92.5	95.3	97.7	95.9	98.5	98.1	97.6	96.6	95.3	95.5
Sec Mod	72.4	66.6	66.8	71.2	75.6	76.2	80.4	80.6	77.4	69.9
Independent	92.5	92.9	92.2	93.8	95.6	91.5	86.5	93.0	90.9	91.8
Sixth Form	87.4	85.0	89.5	88.0	92.2	90.7	84.7	88.9	83.0	84.0
FE/Tertiary	76.4	83.5	86.2	82.9	81.2	83.9	81.2	80.0	77.9	73.6
Academy	.	.	.	.	.	.	76.4	75.0	82.8	84.3
Other	54.6	57.1	70.7	66.1	73.5	72.6	61.9	79.7	71.3	71.7

## Cumulative Numbers

School type	2003	2004	2005	2006	2007	2008	2009	2010	2011	2012
Comprehensive	29742	34027	38654	46781	54109	56817	54579	51607	42208	34662
Grammar	651	805	836	829	890	886	1101	1352	1078	1170
Sec Mod	1213	1531	1855	2783	3159	3148	3660	3626	3006	2081
Independent	751	1003	1030	1234	1515	1297	1155	1145	980	957
Sixth Form	484	488	505	438	471	460	425	319	312	325
FE/Tertiary	479	430	456	517	506	473	563	489	402	327
Academy	.	.	.	.	.	.	1803	2498	12745	17762
Other	143	104	237	224	303	710	288	365	526	632

Cumulative % at Grade D by school type



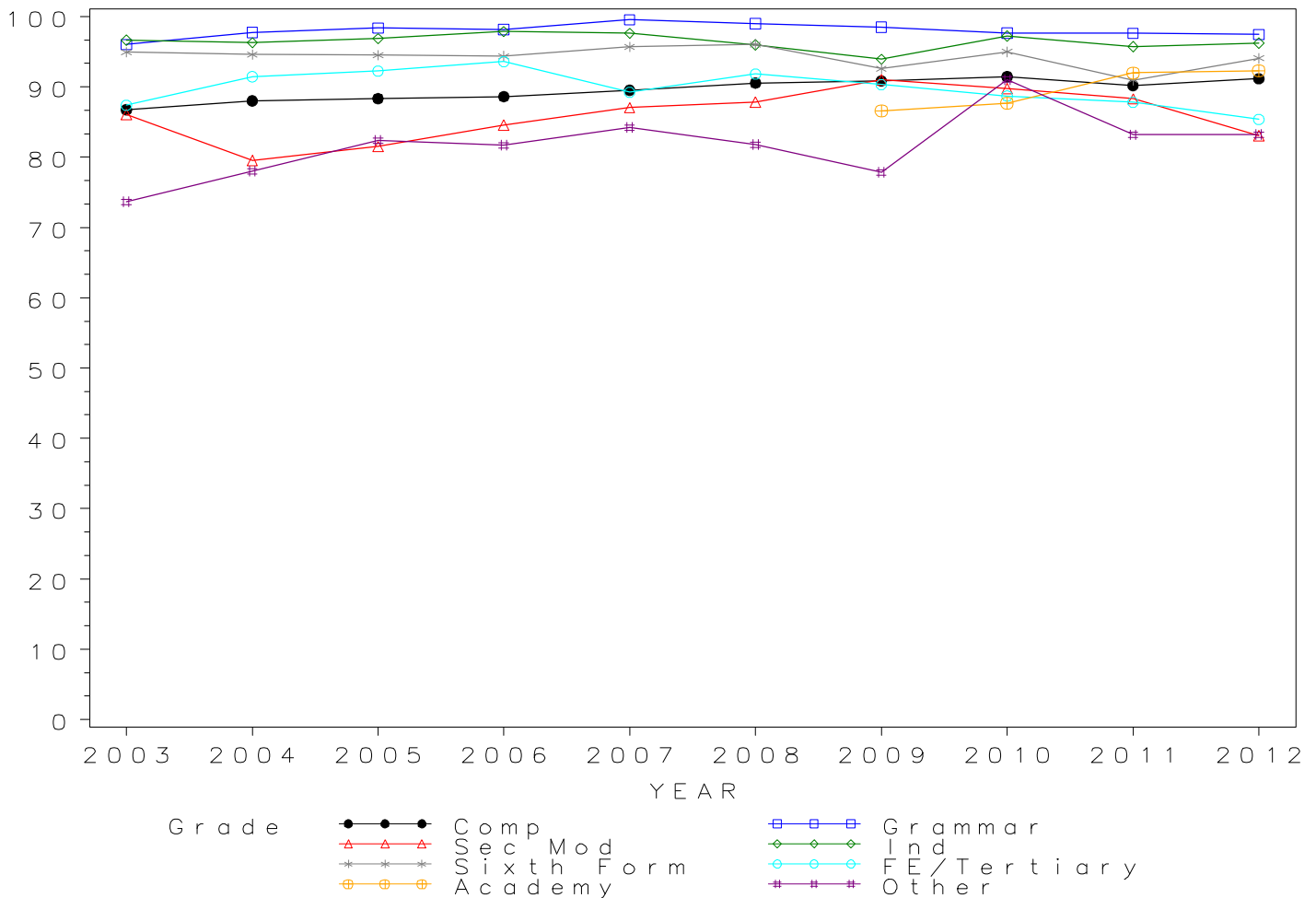
*GCSE COMMUNICATION STUDIES Grade E by school type 2003- 2012  
Cumulative Percentages*

School type	2003	2004	2005	2006	2007	2008	2009	2010	2011	2012
Comprehensive	86.7	88.0	88.3	88.6	89.5	90.5	90.9	91.5	90.2	91.2
Grammar	96.0	97.8	98.4	98.1	99.6	99.0	98.5	97.6	97.6	97.5
Sec Mod	86.1	79.6	81.5	84.6	87.1	87.9	91.1	89.8	88.3	83.1
Independent	96.7	96.3	96.9	97.9	97.6	96.0	93.9	97.2	95.7	96.3
Sixth Form	94.9	94.6	94.5	94.4	95.7	96.1	92.6	95.0	91.0	94.1
FE/Tertiary	87.4	91.5	92.2	93.6	89.2	91.8	90.3	88.7	87.8	85.4
Academy	.	.	.	.	.	.	86.6	87.7	92.0	92.3
Other	73.7	78.0	82.4	81.7	84.2	81.8	77.8	91.0	83.2	83.2

*Cumulative Numbers*

School type	2003	2004	2005	2006	2007	2008	2009	2010	2011	2012
Comprehensive	34379	38759	43854	53214	60608	63499	60216	56986	47093	38450
Grammar	676	826	842	848	900	894	1111	1367	1104	1194
Sec Mod	1443	1829	2264	3308	3639	3630	4144	4038	3432	2471
Independent	785	1040	1082	1288	1547	1360	1254	1197	1032	1003
Sixth Form	526	543	533	470	489	487	465	341	342	364
FE/Tertiary	548	471	488	584	556	518	626	542	453	379
Academy	.	.	.	.	.	.	2044	2920	14161	19448
Other	193	142	276	277	347	800	362	417	614	734

Cumulative % at Grade E by school type



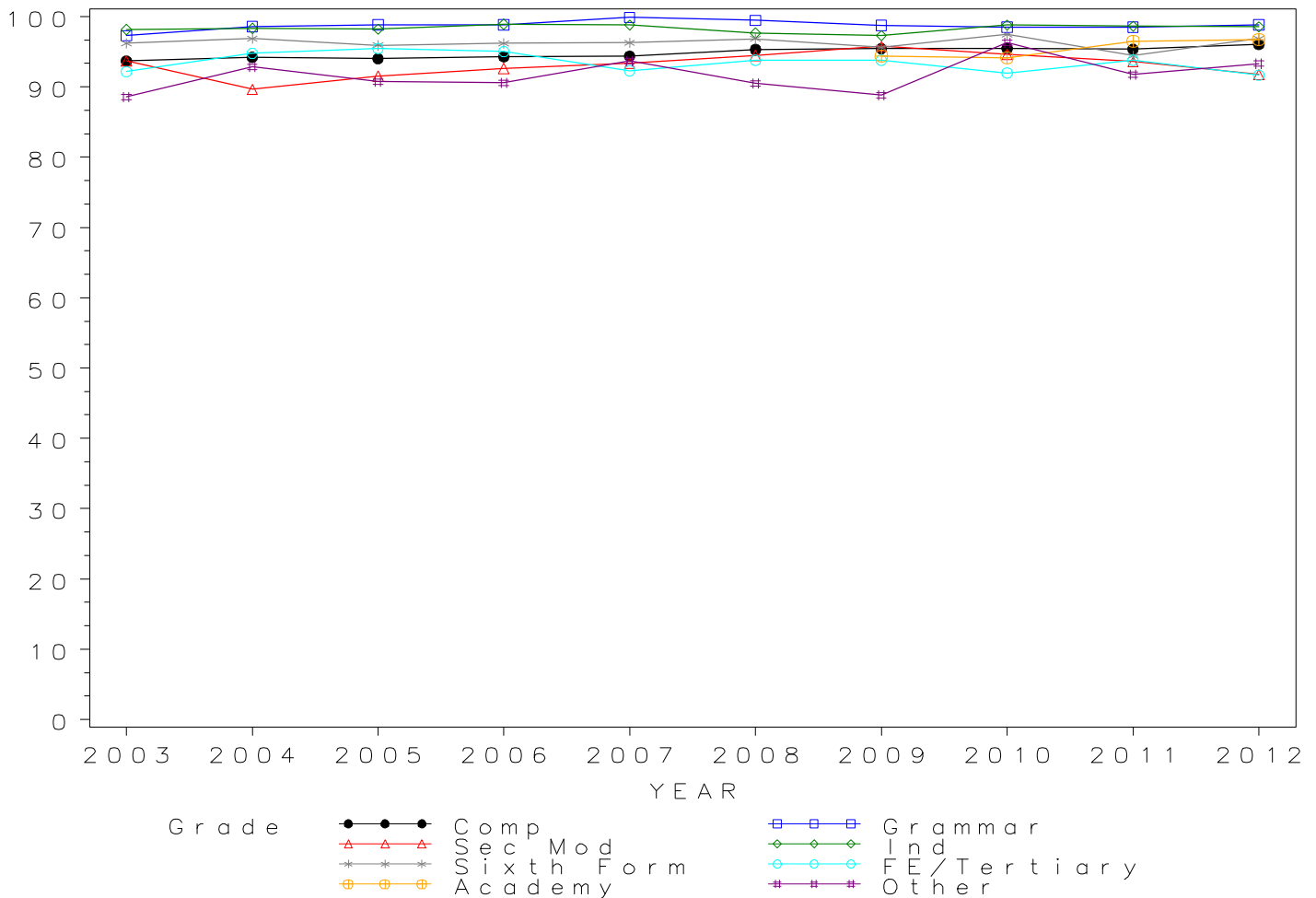
*GCSE COMMUNICATION STUDIES Grade F by school type 2003- 2012  
Cumulative Percentages*

School type	2003	2004	2005	2006	2007	2008	2009	2010	2011	2012
Comprehensive	93.7	94.2	94.0	94.3	94.4	95.3	95.4	95.5	95.4	96.1
Grammar	97.3	98.6	98.8	98.8	99.9	99.4	98.8	98.5	98.5	98.9
Sec Mod	93.7	89.6	91.5	92.6	93.4	94.5	95.8	94.7	93.6	91.7
Independent	98.2	98.3	98.2	98.9	98.8	97.7	97.3	98.8	98.6	98.6
Sixth Form	96.2	96.9	95.9	96.2	96.3	96.8	95.6	97.5	94.4	96.9
FE/Tertiary	92.2	94.8	95.5	95.0	92.3	93.8	93.8	92.0	93.8	91.7
Academy	.	.	.	.	.	.	94.4	94.1	96.5	96.7
Other	88.5	92.9	90.7	90.6	93.7	90.5	88.8	96.3	91.7	93.3

*Cumulative Numbers*

School type	2003	2004	2005	2006	2007	2008	2009	2010	2011	2012
Comprehensive	37132	41489	46669	56621	63894	66843	63246	59499	49800	40516
Grammar	685	833	846	854	903	898	1114	1379	1114	1211
Sec Mod	1570	2061	2542	3622	3904	3904	4358	4258	3637	2729
Independent	797	1062	1097	1302	1566	1384	1299	1216	1063	1027
Sixth Form	533	556	541	479	492	491	480	350	355	375
FE/Tertiary	578	488	505	593	575	529	650	562	484	407
Academy	.	.	.	.	.	.	2228	3134	14853	20375
Other	232	169	304	307	386	885	413	441	677	823

Cumulative % at Grade F by school type



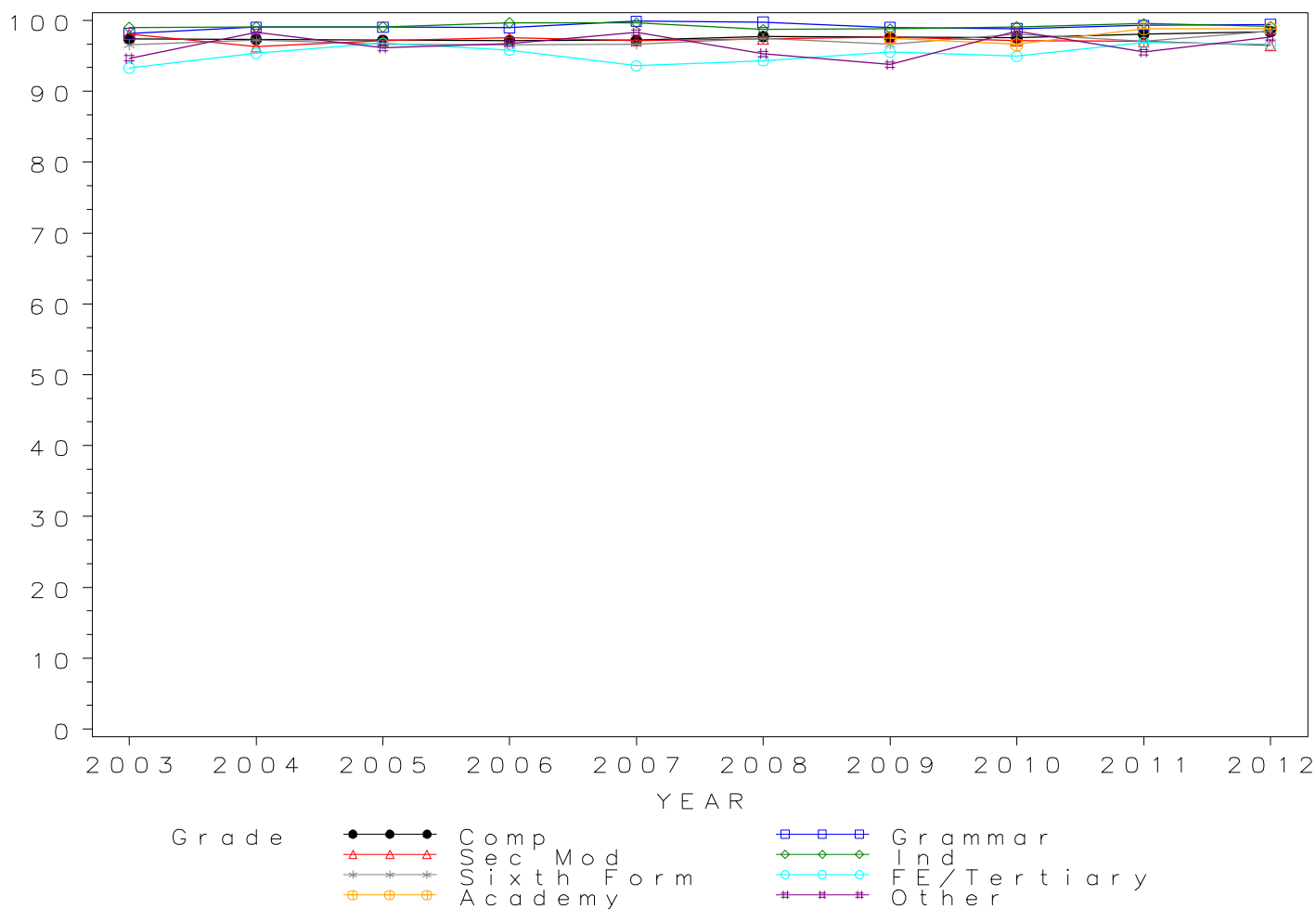
## GCSE COMMUNICATION STUDIES Grade G by school type 2003- 2012 Cumulative Percentages

School type	2003	2004	2005	2006	2007	2008	2009	2010	2011	2012
Comprehensive	97.4	97.3	97.2	97.1	97.2	97.7	97.7	97.6	98.1	98.4
Grammar	98.2	99.1	99.1	99.0	99.9	99.8	99.0	98.9	99.3	99.4
Sec Mod	98.0	96.3	97.1	97.5	97.2	97.4	97.7	97.2	97.0	96.5
Independent	99.0	99.1	99.1	99.7	99.6	98.7	98.8	99.1	99.5	99.1
Sixth Form	96.6	97.2	96.6	96.6	96.7	97.4	96.6	98.1	97.1	98.4
FE/Tertiary	93.3	95.3	96.8	95.8	93.6	94.3	95.5	94.9	96.9	96.6
Academy	.	.	.	.	.	.	97.5	96.6	98.8	98.8
Other	94.7	98.4	96.1	96.8	98.3	95.3	93.8	98.5	95.5	97.6

### Cumulative Numbers

School type	2003	2004	2005	2006	2007	2008	2009	2010	2011	2012
Comprehensive	38582	42860	48262	58329	65821	68537	64728	60801	51209	41520
Grammar	691	837	848	855	903	901	1117	1384	1123	1218
Sec Mod	1643	2213	2697	3815	4061	4025	4445	4371	3771	2871
Independent	804	1070	1107	1312	1579	1399	1319	1220	1073	1033
Sixth Form	535	558	545	481	494	494	485	352	365	381
FE/Tertiary	585	491	512	598	583	532	662	580	500	429
Academy	.	.	.	.	.	.	2301	3217	15207	20817
Other	248	179	322	328	405	932	436	451	705	861

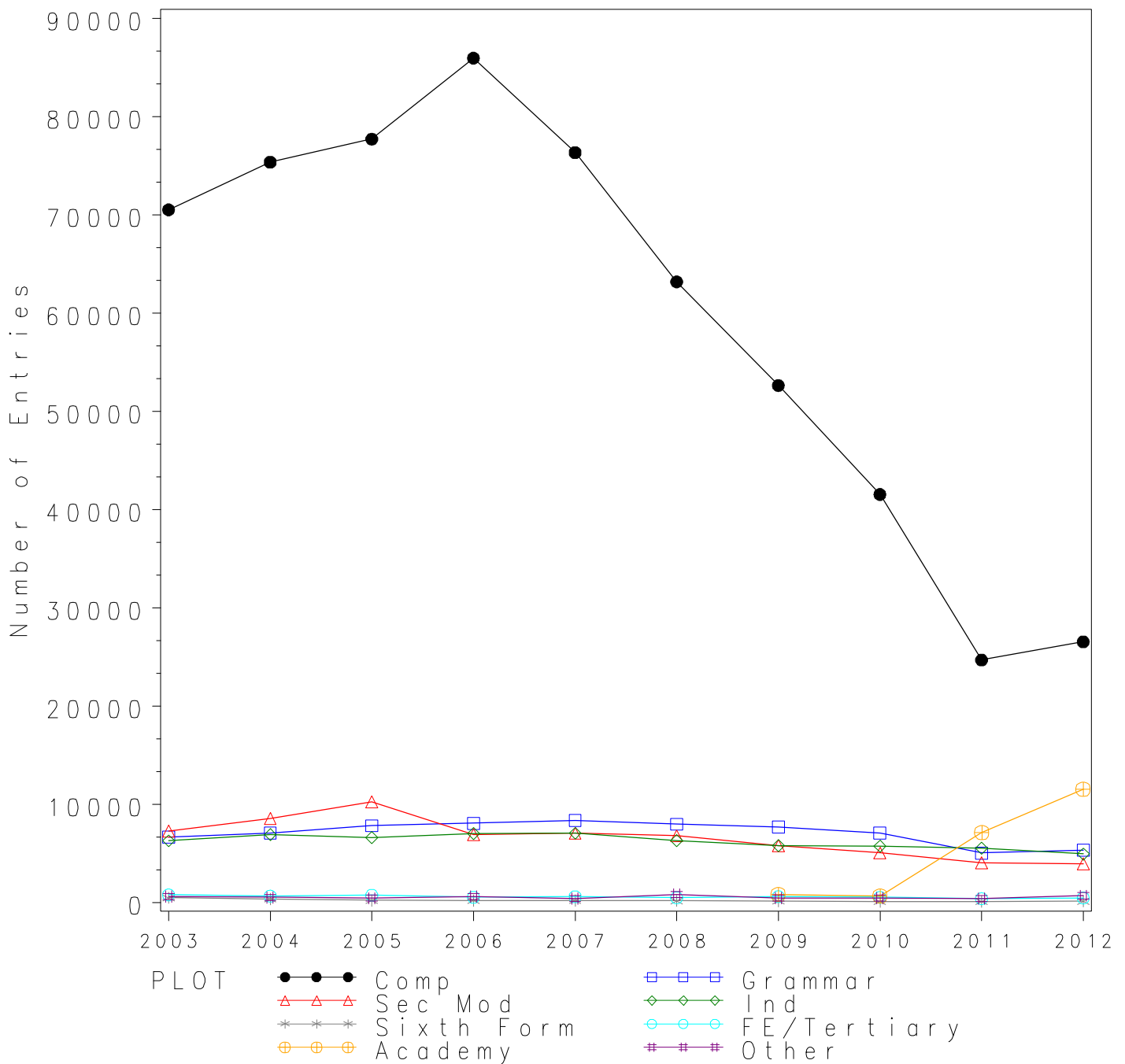
Cumulative % at Grade G by school type



*Numbers of GCSE entries in COMPUTING/INFORMATION by school type 2003- 2012*

School type	2003	2004	2005	2006	2007	2008	2009	2010	2011	2012
Comprehensive	70515	75369	77718	85967	76343	63184	52633	41542	24682	26531
Grammar	6668	7074	7820	8061	8337	7974	7675	7082	5034	5315
Sec Mod	7259	8545	10242	6918	7039	6780	5790	5043	4036	3932
Independent	6282	6908	6620	7016	7040	6296	5780	5727	5536	4931
Sixth Form	473	357	211	209	180	167	138	86	95	117
FE/Tertiary	776	642	731	536	581	474	593	518	386	462
Academy	.	.	.	.	.	.	805	657	7112	11542
Other	616	518	433	617	410	818	447	448	403	684

GCSE COMPUTING/INFORMATION Entries by school type 2003–2012



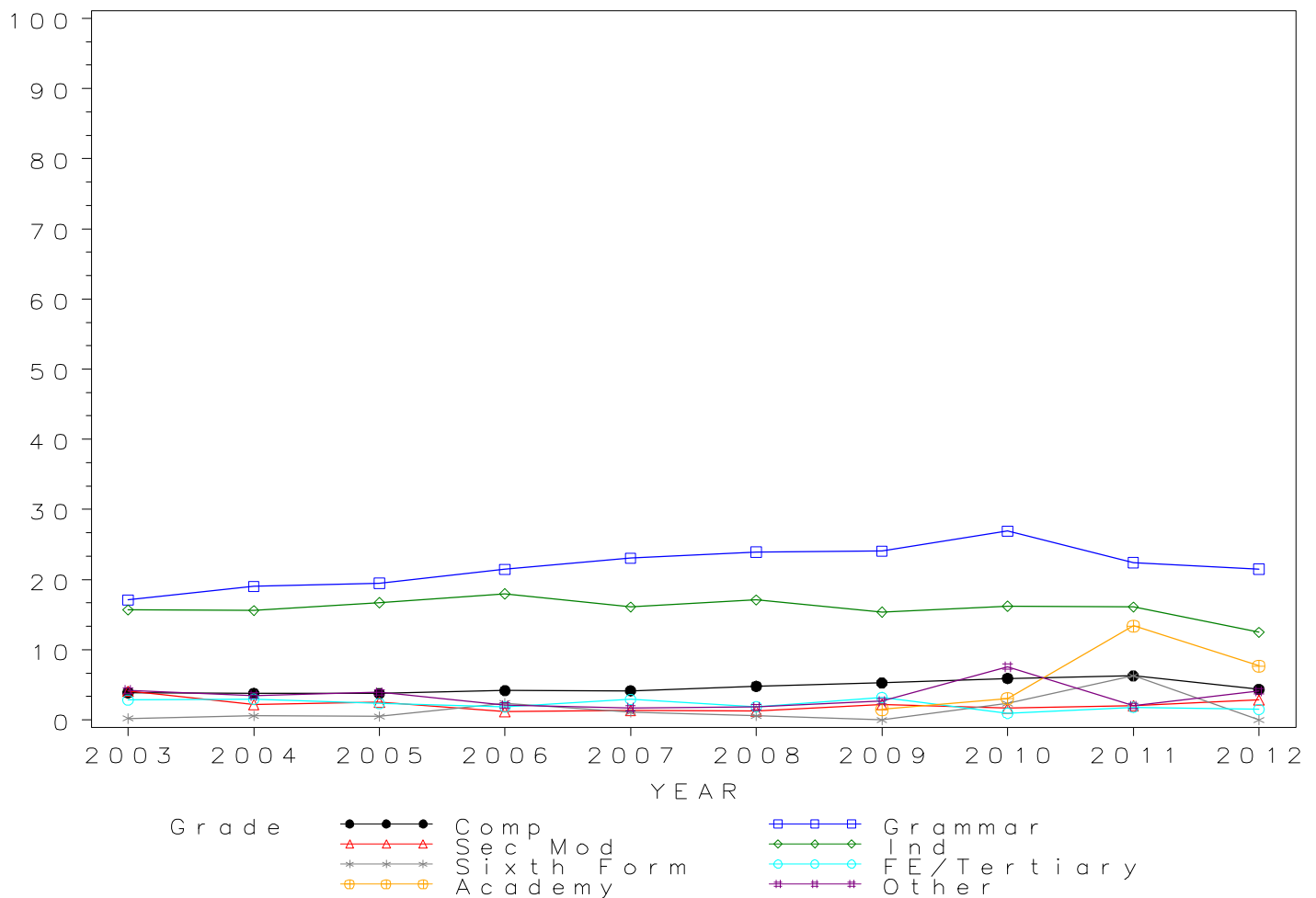
*GCSE COMPUTING/INFORMATION Grade A\* by school type 2003- 2012  
Cumulative Percentages*

School type	2003	2004	2005	2006	2007	2008	2009	2010	2011	2012
Comprehensive	3.9	3.8	3.8	4.2	4.2	4.8	5.3	5.9	6.3	4.3
Grammar	17.1	19.0	19.5	21.4	23.1	23.9	24.1	26.9	22.4	21.5
Sec Mod	4.1	2.2	2.6	1.2	1.4	1.3	2.2	1.7	2.0	2.8
Independent	15.7	15.6	16.7	18.0	16.1	17.1	15.4	16.2	16.1	12.5
Sixth Form	0.2	0.6	0.5	2.4	1.1	0.6	0.0	2.3	6.3	0.0
FE/Tertiary	2.8	3.0	2.3	1.9	2.9	1.9	3.2	1.0	1.8	1.5
Academy	.	.	.	.	.	.	1.5	3.0	13.4	7.7
Other	4.2	3.5	3.9	2.1	1.7	1.8	2.7	7.6	2.0	4.1

*Cumulative Numbers*

School type	2003	2004	2005	2006	2007	2008	2009	2010	2011	2012
Comprehensive	2750	2856	2926	3585	3178	3032	2783	2461	1553	1151
Grammar	1141	1347	1525	1729	1923	1908	1846	1906	1130	1143
Sec Mod	298	188	263	80	98	87	127	85	82	111
Independent	986	1078	1106	1263	1133	1077	890	928	891	616
Sixth Form	1	2	1	5	2	1	0	2	6	0
FE/Tertiary	22	19	17	10	17	9	19	5	7	7
Academy	.	.	.	.	.	.	12	20	953	889
Other	26	18	17	13	7	15	12	34	8	28

Cumulative % at Grade A\* by school type



# GCSE COMPUTING/INFORMATION Grade A by school type 2003- 2012

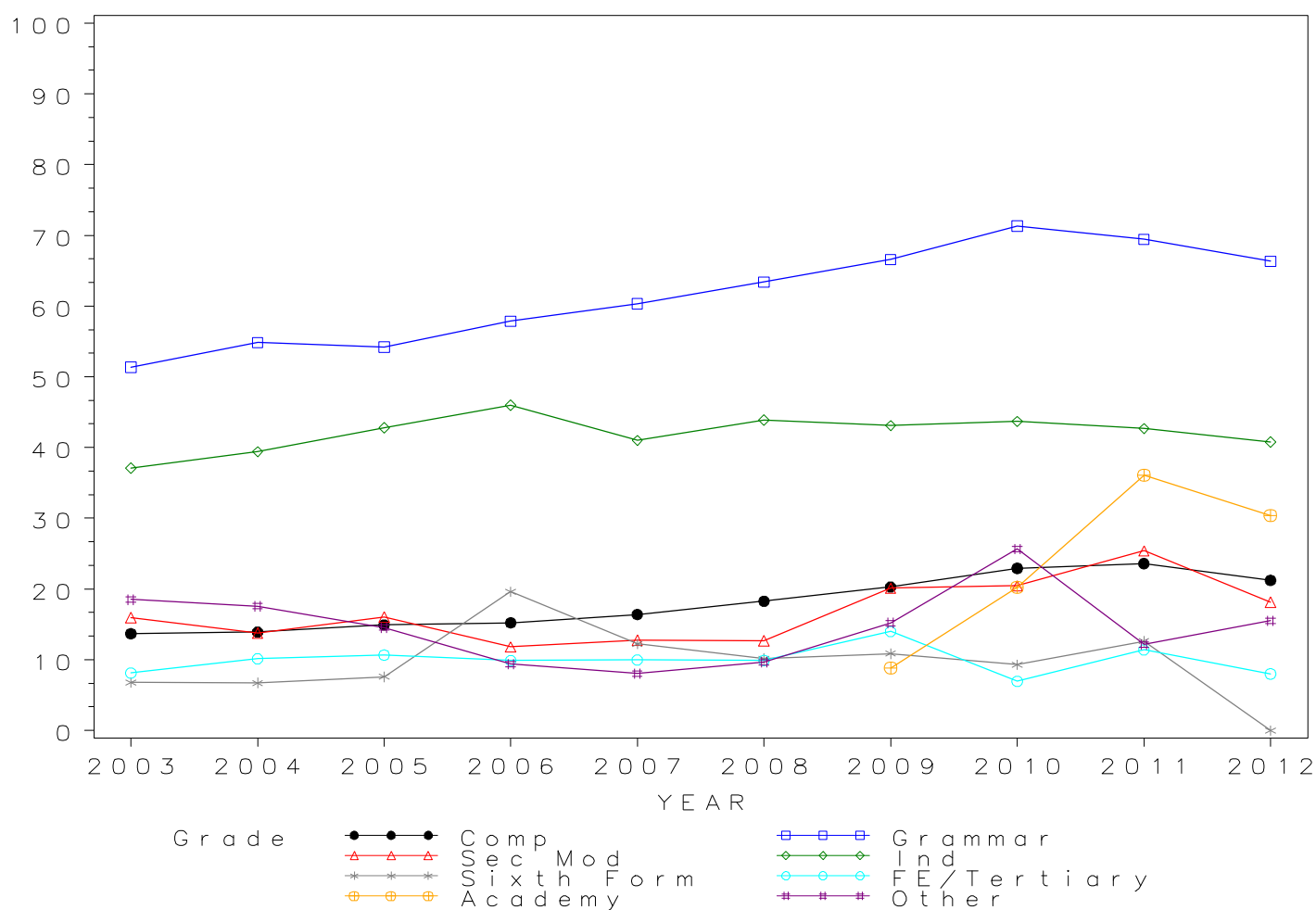
## Cumulative Percentages

School type	2003	2004	2005	2006	2007	2008	2009	2010	2011	2012
Comprehensive	13.7	13.9	14.9	15.2	16.4	18.3	20.3	22.9	23.6	21.2
Grammar	51.4	54.9	54.2	57.9	60.4	63.4	66.6	71.3	69.4	66.3
Sec Mod	16.0	13.8	16.1	11.8	12.8	12.7	20.1	20.5	25.4	18.2
Independent	37.1	39.4	42.8	46.0	41.0	43.9	43.1	43.7	42.7	40.8
Sixth Form	6.8	6.7	7.6	19.6	12.2	10.2	10.9	9.3	12.6	0.0
FE/Tertiary	8.1	10.1	10.7	9.9	10.0	9.9	14.0	6.9	11.4	8.0
Academy	.	.	.	.	.	.	8.8	20.2	36.1	30.4
Other	18.5	17.6	14.5	9.4	8.0	9.7	15.2	25.7	12.2	15.5

## Cumulative Numbers

School type	2003	2004	2005	2006	2007	2008	2009	2010	2011	2012
Comprehensive	9651	10485	11592	13091	12522	11557	10682	9522	5824	5633
Grammar	3425	3881	4238	4664	5032	5054	5110	5052	3495	3525
Sec Mod	1158	1177	1646	817	901	861	1164	1032	1025	714
Independent	2331	2722	2833	3227	2886	2764	2491	2503	2364	2012
Sixth Form	32	24	16	41	22	17	15	8	12	0
FE/Tertiary	63	65	78	53	58	47	83	36	44	37
Academy	.	.	.	.	.	.	71	133	2567	3509
Other	114	91	63	58	33	79	68	115	49	106

Cumulative % at Grade A by school type



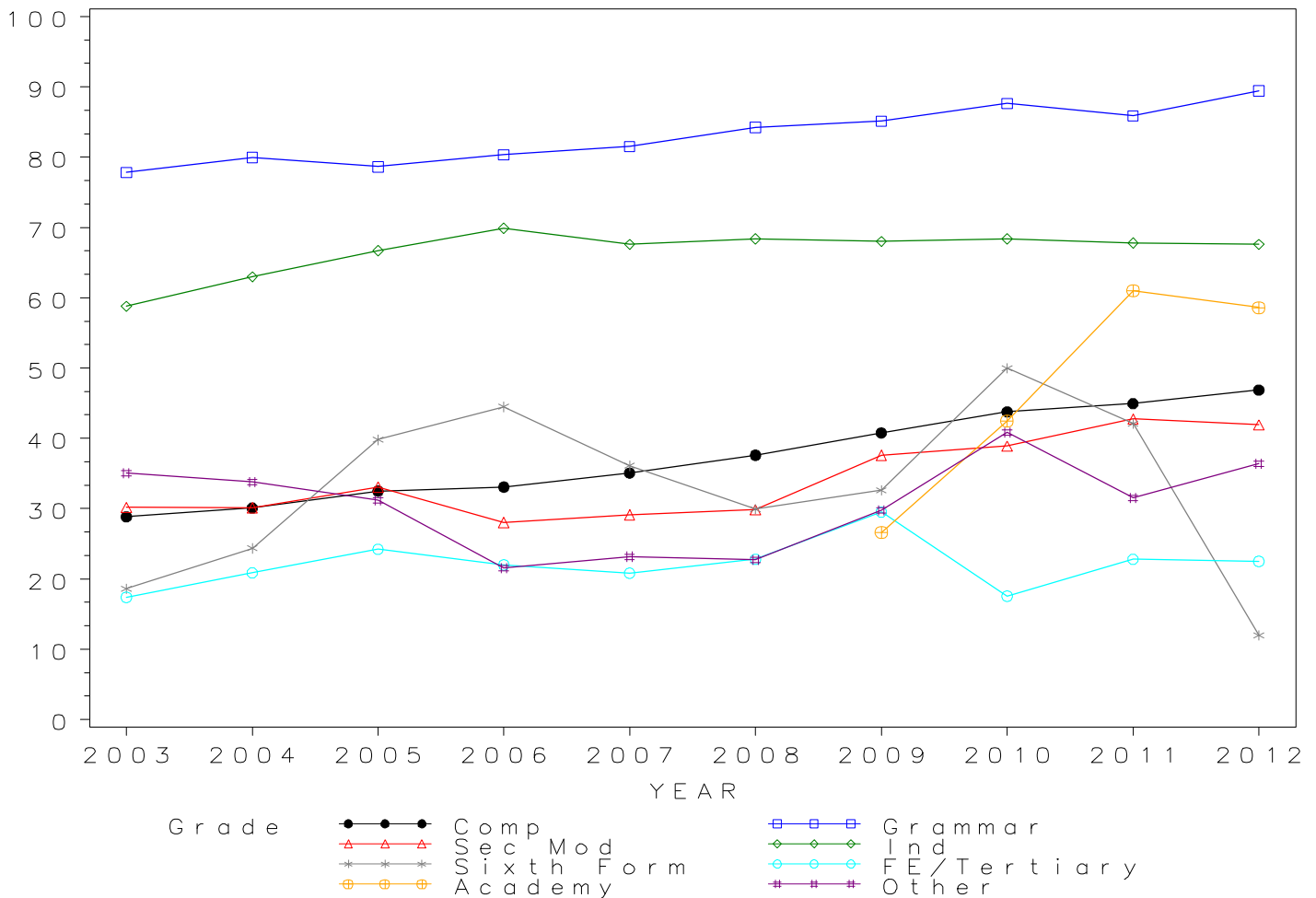
## GCSE COMPUTING/INFORMATION Grade B by school type 2003- 2012 Cumulative Percentages

School type	2003	2004	2005	2006	2007	2008	2009	2010	2011	2012
Comprehensive	28.9	30.1	32.5	33.1	35.1	37.6	40.8	43.8	44.9	46.9
Grammar	77.8	80.0	78.6	80.3	81.5	84.2	85.1	87.6	85.9	89.5
Sec Mod	30.2	30.2	33.1	28.0	29.1	29.8	37.6	38.9	42.8	41.9
Independent	58.8	63.0	66.7	69.9	67.6	68.4	68.0	68.4	67.8	67.6
Sixth Form	18.6	24.4	39.8	44.5	36.1	29.9	32.6	50.0	42.1	12.0
FE/Tertiary	17.4	20.9	24.2	22.0	20.8	22.8	29.5	17.6	22.8	22.5
Academy	.	.	.	.	.	.	26.6	42.5	61.0	58.6
Other	35.1	33.8	31.2	21.6	23.2	22.7	29.8	40.8	31.5	36.4

### Cumulative Numbers

School type	2003	2004	2005	2006	2007	2008	2009	2010	2011	2012
Comprehensive	20347	22696	25262	28436	26780	23757	21466	18192	11090	12440
Grammar	5190	5658	6150	6476	6796	6718	6533	6206	4323	4755
Sec Mod	2192	2577	3387	1939	2051	2023	2178	1962	1726	1648
Independent	3694	4352	4416	4904	4759	4306	3930	3917	3753	3333
Sixth Form	88	87	84	93	65	50	45	43	40	14
FE/Tertiary	135	134	177	118	121	108	175	91	88	104
Academy	.	.	.	.	.	.	214	279	4338	6764
Other	216	175	135	133	95	186	133	183	127	249

Cumulative % at Grade B by school type





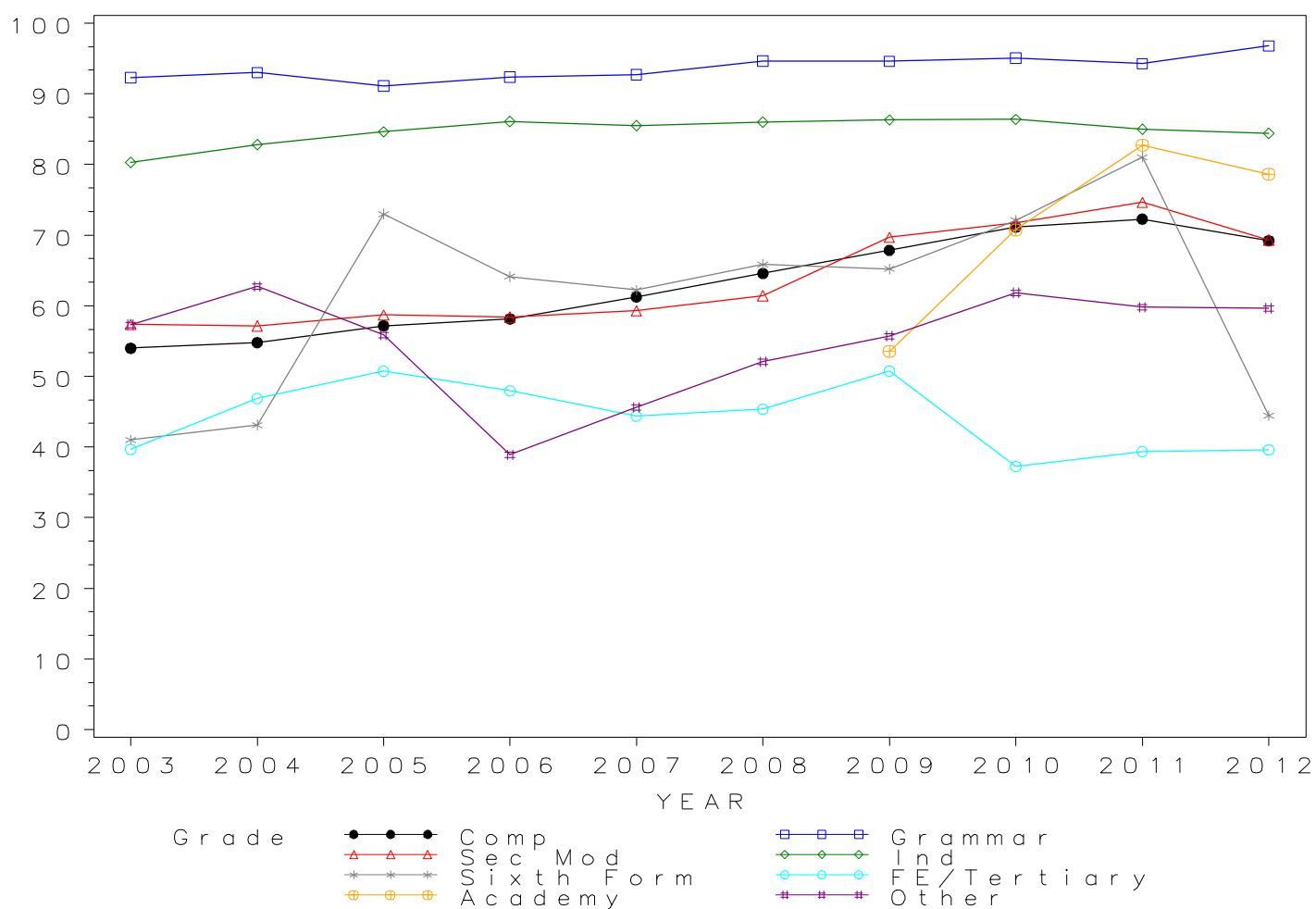
## GCSE COMPUTING/INFORMATION Grade C by school type 2003- 2012 Cumulative Percentages

School type	2003	2004	2005	2006	2007	2008	2009	2010	2011	2012
Comprehensive	54.0	54.8	57.2	58.1	61.3	64.6	67.8	71.1	72.3	69.2
Grammar	92.3	93.0	91.1	92.4	92.7	94.7	94.6	95.0	94.3	96.8
Sec Mod	57.4	57.2	58.7	58.4	59.3	61.4	69.7	71.7	74.6	69.3
Independent	80.3	82.8	84.6	86.1	85.5	86.0	86.3	86.4	85.0	84.4
Sixth Form	41.0	43.1	73.0	64.1	62.2	65.9	65.2	72.1	81.1	44.4
FE/Tertiary	39.7	46.9	50.8	47.9	44.4	45.4	50.8	37.3	39.4	39.6
Academy	.	.	.	.	.	.	53.5	70.8	82.7	78.6
Other	57.3	62.7	55.9	38.9	45.6	52.1	55.7	61.8	59.8	59.6

### Cumulative Numbers

School type	2003	2004	2005	2006	2007	2008	2009	2010	2011	2012
Comprehensive	38068	41295	44427	49983	46761	40796	35701	29552	17837	18363
Grammar	6154	6580	7127	7445	7729	7548	7260	6731	4745	5145
Sec Mod	4164	4884	6012	4042	4173	4166	4035	3615	3012	2725
Independent	5044	5720	5601	6041	6019	5415	4988	4948	4706	4162
Sixth Form	194	154	154	134	112	110	90	62	77	52
FE/Tertiary	308	301	371	257	258	215	301	193	152	183
Academy	.	.	.	.	.	.	431	465	5882	9072
Other	353	325	242	240	187	426	249	277	241	408

Cumulative % at Grade C by school type



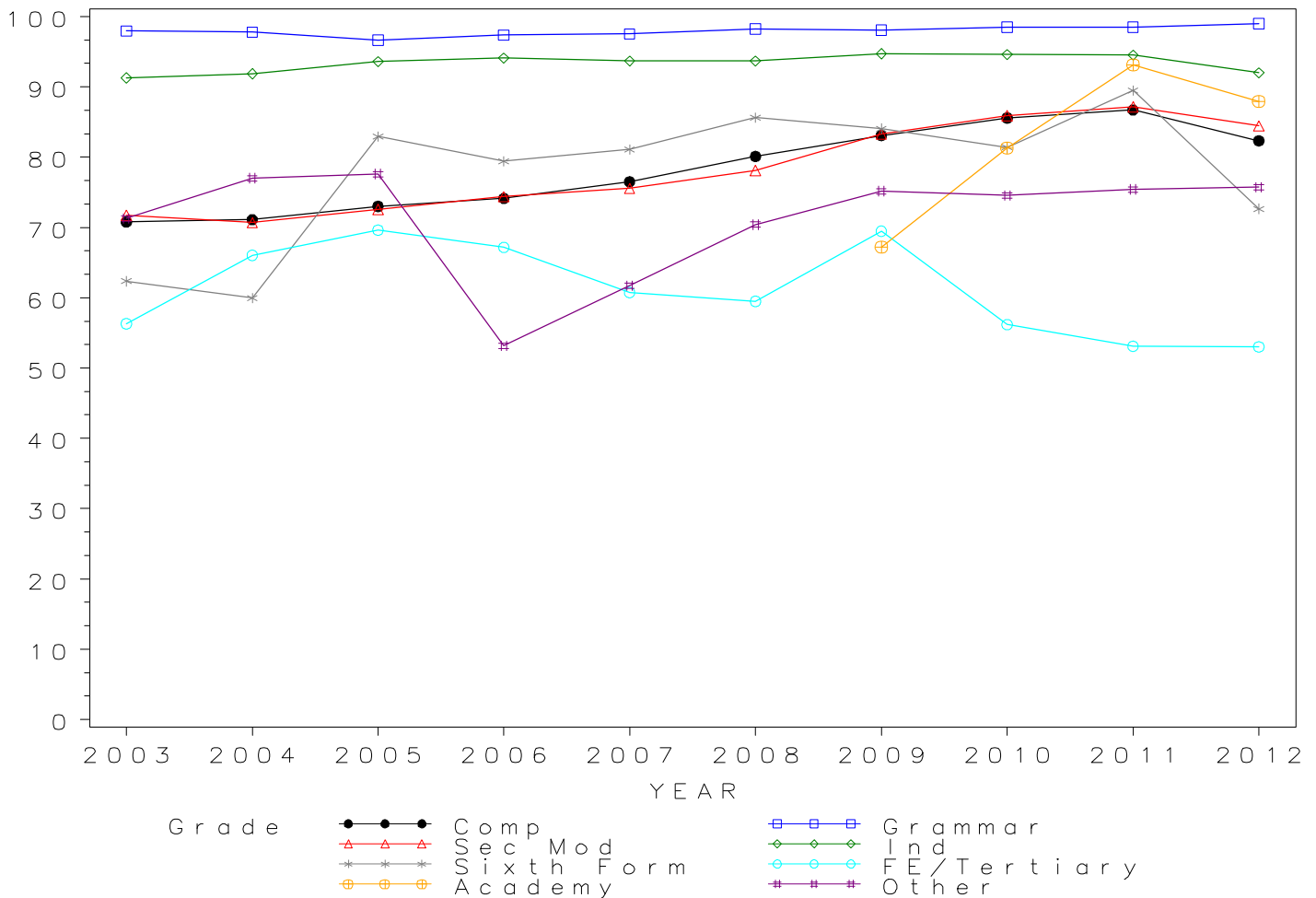
## GCSE COMPUTING/INFORMATION Grade D by school type 2003- 2012 Cumulative Percentages

School type	2003	2004	2005	2006	2007	2008	2009	2010	2011	2012
Comprehensive	70.8	71.1	73.0	74.2	76.5	80.1	83.1	85.6	86.7	82.3
Grammar	98.0	97.8	96.7	97.4	97.5	98.3	98.1	98.5	98.5	99.0
Sec Mod	71.8	70.7	72.6	74.4	75.6	78.1	83.3	85.9	87.2	84.4
Independent	91.3	91.9	93.6	94.1	93.7	93.7	94.7	94.6	94.5	92.0
Sixth Form	62.4	59.9	82.9	79.4	81.1	85.6	84.1	81.4	89.5	72.6
FE/Tertiary	56.3	66.0	69.6	67.2	60.8	59.5	69.5	56.2	53.1	53.0
Academy	.	.	.	.	.	.	67.2	81.3	93.1	87.9
Other	71.3	77.0	77.6	53.2	61.7	70.4	75.2	74.6	75.4	75.7

### Cumulative Numbers

School type	2003	2004	2005	2006	2007	2008	2009	2010	2011	2012
Comprehensive	49898	53598	56744	63749	58411	50619	43732	35551	21406	21844
Grammar	6533	6917	7559	7848	8132	7835	7529	6977	4958	5261
Sec Mod	5209	6041	7436	5146	5320	5296	4824	4332	3519	3320
Independent	5735	6348	6196	6602	6596	5899	5474	5418	5232	4537
Sixth Form	295	214	175	166	146	143	116	70	85	85
FE/Tertiary	437	424	509	360	353	282	412	291	205	245
Academy	.	.	.	.	.	.	541	534	6621	10145
Other	439	399	336	328	253	576	336	334	304	518

Cumulative % at Grade D by school type



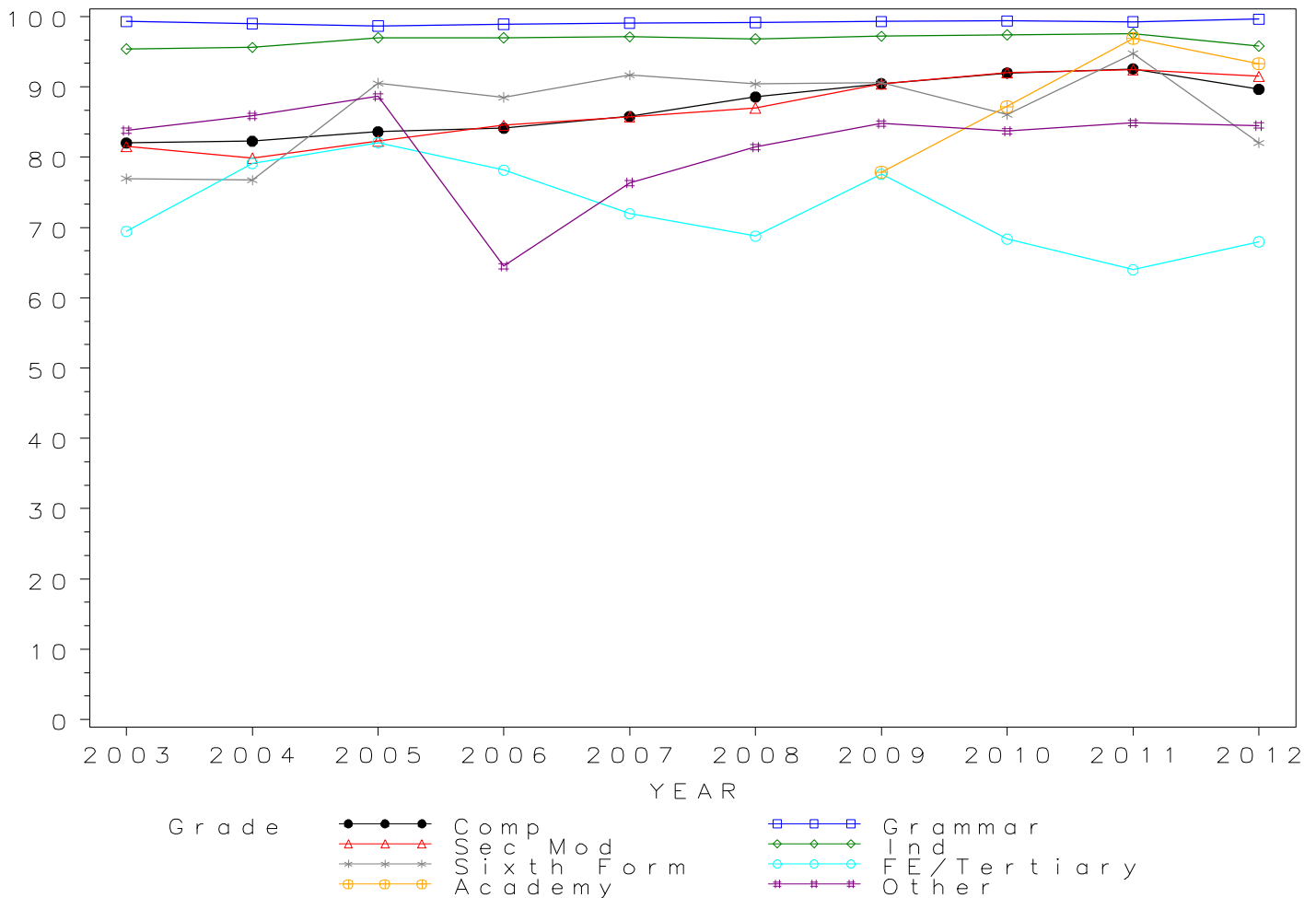
## GCSE COMPUTING/INFORMATION Grade E by school type 2003- 2012 Cumulative Percentages

School type	2003	2004	2005	2006	2007	2008	2009	2010	2011	2012
Comprehensive	82.0	82.3	83.6	84.1	85.8	88.6	90.5	92.0	92.6	89.7
Grammar	99.3	99.0	98.7	98.9	99.1	99.2	99.3	99.4	99.3	99.6
Sec Mod	81.5	79.9	82.3	84.5	85.8	87.0	90.4	92.0	92.4	91.5
Independent	95.4	95.6	97.0	97.0	97.1	96.8	97.2	97.4	97.6	95.8
Sixth Form	77.0	76.8	90.5	88.5	91.7	90.4	90.6	86.0	94.7	82.1
FE/Tertiary	69.5	79.1	82.1	78.2	71.9	68.8	77.6	68.3	64.0	68.0
Academy	.	.	.	.	.	.	77.9	87.2	96.9	93.3
Other	83.8	85.9	88.7	64.5	76.3	81.4	84.8	83.7	84.9	84.5

### Cumulative Numbers

School type	2003	2004	2005	2006	2007	2008	2009	2010	2011	2012
Comprehensive	57850	62005	64972	72315	65502	55956	47607	38210	22846	23786
Grammar	6621	7003	7716	7973	8261	7907	7621	7038	4997	5296
Sec Mod	5918	6827	8429	5849	6036	5898	5235	4641	3731	3597
Independent	5993	6604	6421	6806	6836	6095	5618	5578	5403	4724
Sixth Form	364	274	191	185	165	151	125	74	90	96
FE/Tertiary	539	508	600	419	418	326	460	354	247	314
Academy	.	.	.	.	.	.	627	573	6892	10769
Other	516	445	384	398	313	666	379	375	342	578

Cumulative % at Grade E by school type



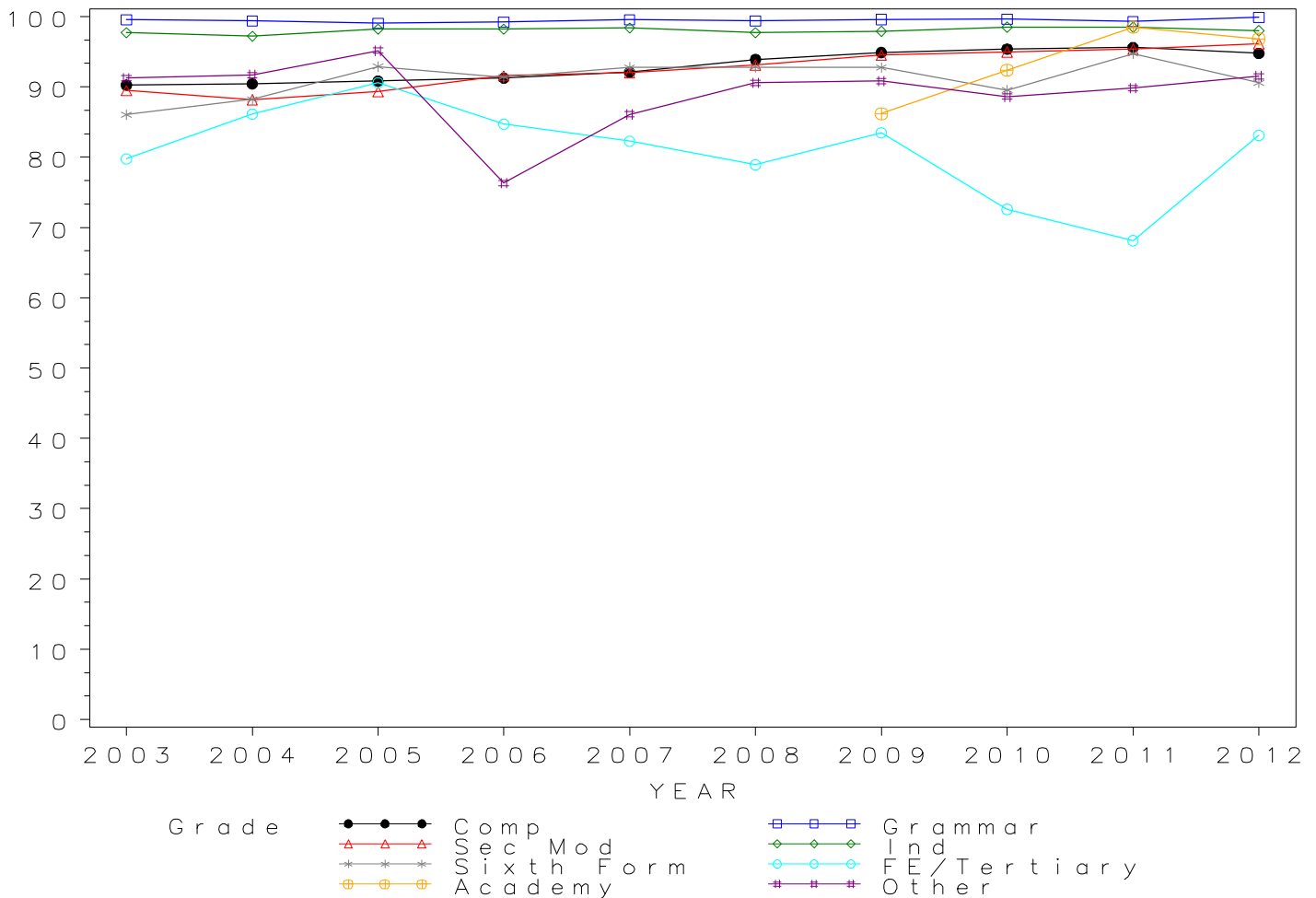
## GCSE COMPUTING/INFORMATION Grade F by school type 2003- 2012 Cumulative Percentages

School type	2003	2004	2005	2006	2007	2008	2009	2010	2011	2012
Comprehensive	90.3	90.4	90.8	91.2	92.1	93.9	94.9	95.4	95.6	94.8
Grammar	99.6	99.4	99.1	99.2	99.5	99.4	99.6	99.6	99.3	99.9
Sec Mod	89.5	88.2	89.3	91.6	92.0	93.1	94.5	95.0	95.4	96.2
Independent	97.7	97.2	98.2	98.2	98.4	97.7	97.9	98.5	98.5	98.0
Sixth Form	86.0	88.2	92.9	91.4	92.8	92.8	92.8	89.5	94.7	90.6
FE/Tertiary	79.8	86.1	90.6	84.7	82.3	78.9	83.5	72.6	68.1	83.1
Academy	.	.	.	.	.	.	86.2	92.4	98.5	96.8
Other	91.2	91.7	95.2	76.3	86.1	90.6	90.8	88.6	89.8	91.5

### Cumulative Numbers

School type	2003	2004	2005	2006	2007	2008	2009	2010	2011	2012
Comprehensive	63649	68160	70599	78427	70304	59326	49944	39624	23599	25140
Grammar	6638	7030	7747	7997	8299	7924	7643	7055	4998	5308
Sec Mod	6496	7537	9148	6337	6478	6314	5472	4789	3850	3781
Independent	6138	6715	6501	6890	6927	6151	5659	5641	5453	4832
Sixth Form	407	315	196	191	167	155	128	77	90	106
FE/Tertiary	619	553	662	454	478	374	495	376	263	384
Academy	.	.	.	.	.	.	694	607	7005	11173
Other	562	475	412	471	353	741	406	397	362	626

Cumulative % at Grade F by school type

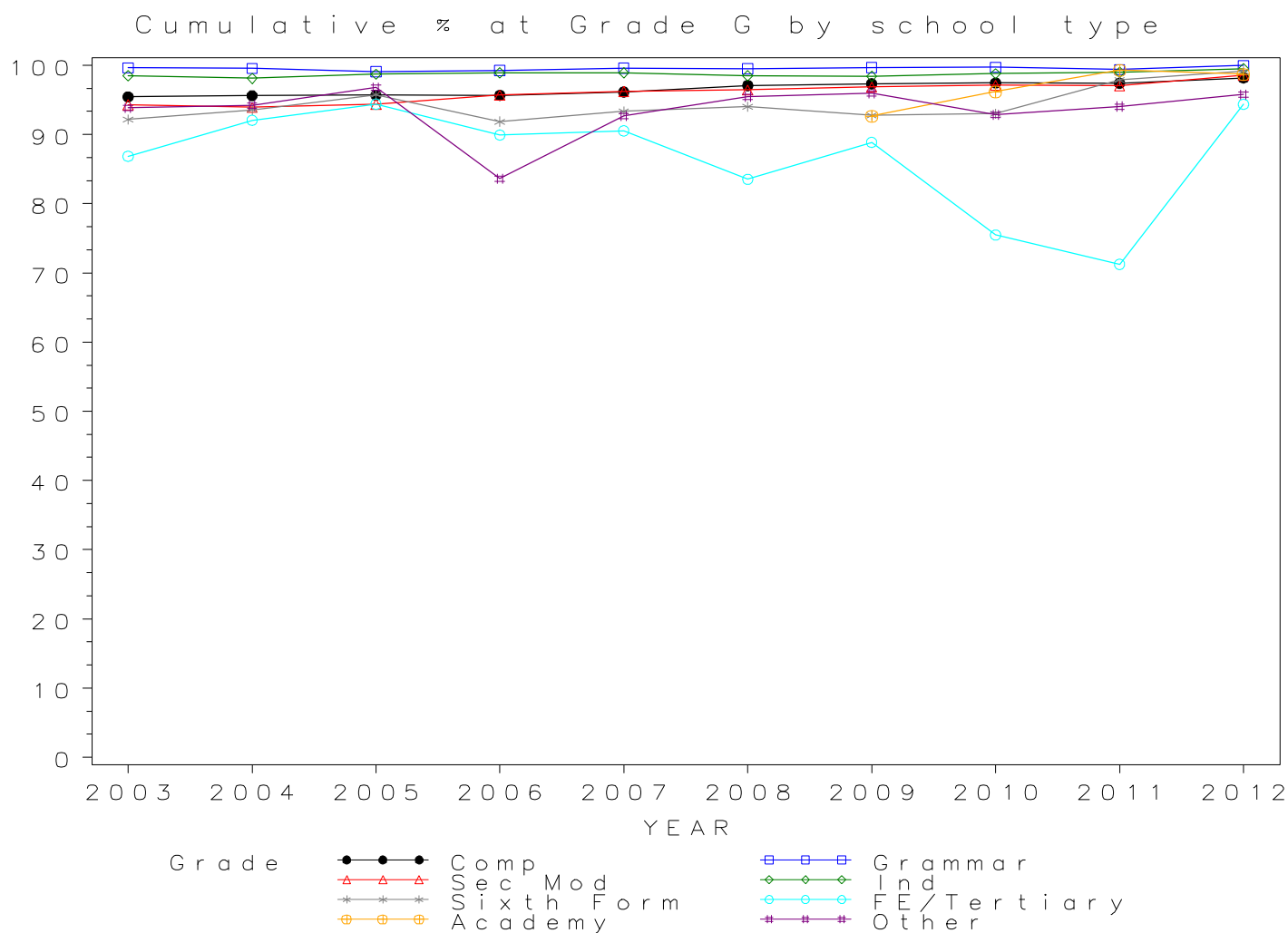


## GCSE COMPUTING/INFORMATION Grade G by school type 2003- 2012 Cumulative Percentages

School type	2003	2004	2005	2006	2007	2008	2009	2010	2011	2012
Comprehensive	95.4	95.6	95.7	95.7	96.1	97.1	97.3	97.5	97.4	98.2
Grammar	99.6	99.5	99.1	99.3	99.6	99.5	99.7	99.7	99.4	100.0
Sec Mod	94.3	93.9	94.4	95.7	96.2	96.4	96.9	97.1	97.1	98.6
Independent	98.5	98.1	98.7	98.9	98.9	98.5	98.4	98.8	99.0	99.5
Sixth Form	92.2	93.6	95.7	91.9	93.3	94.0	92.8	93.0	97.9	99.1
FE/Tertiary	86.9	92.1	94.4	89.9	90.5	83.5	88.9	75.5	71.2	94.4
Academy	.	.	.	.	.	.	92.7	96.2	99.3	98.7
Other	93.8	94.2	96.8	83.6	92.7	95.5	96.0	92.9	94.0	95.8

### Cumulative Numbers

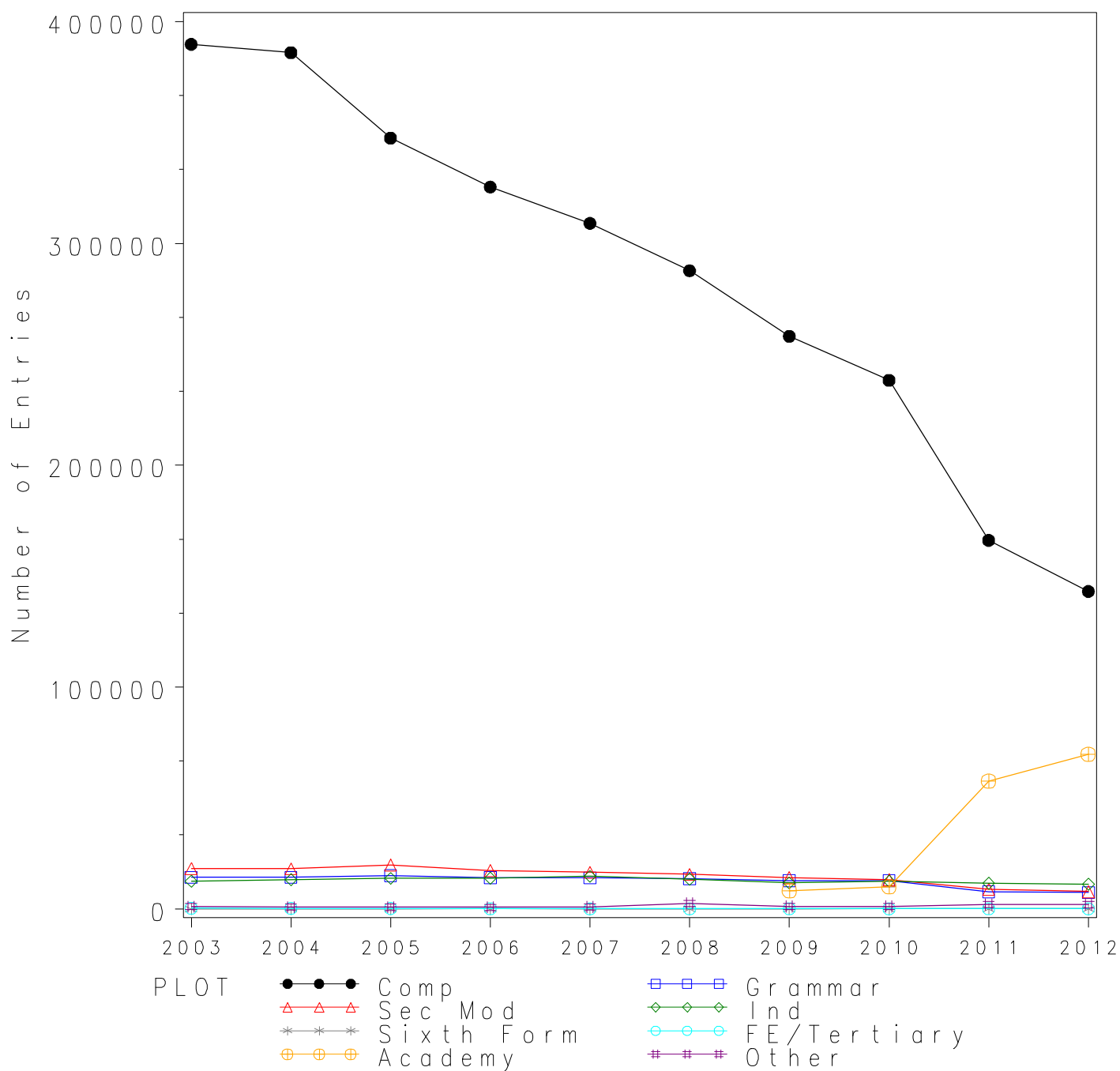
School type	2003	2004	2005	2006	2007	2008	2009	2010	2011	2012
Comprehensive	67291	72070	74370	82240	73400	61340	51227	40484	24043	26049
Grammar	6643	7041	7749	8002	8304	7936	7651	7061	5003	5314
Sec Mod	6845	8027	9667	6621	6773	6538	5608	4897	3918	3876
Independent	6188	6777	6534	6939	6963	6202	5688	5658	5481	4906
Sixth Form	436	334	202	192	168	157	128	80	93	116
FE/Tertiary	674	591	690	482	526	396	527	391	275	436
Academy	.	.	.	.	.	.	746	632	7062	11392
Other	578	488	419	516	380	781	429	416	379	655



*Numbers of GCSE entries in DESIGN AND TECHNOLOGY by school type 2003- 2012*

School type	2003	2004	2005	2006	2007	2008	2009	2010	2011	2012
Comprehensive	389772	386029	347506	325461	309068	287724	258168	238317	166186	143091
Grammar	14206	14213	15024	14103	13987	13590	12746	12734	7708	7351
Sec Mod	18191	18052	19820	17224	16473	15549	14069	13165	8842	7788
Independent	12458	13195	13755	13838	14680	13451	11710	12519	11624	11085
Sixth Form	14	7	0	33	6	8	7	42	53	52
FE/Tertiary	332	237	151	59	32	24	77	18	51	19
Academy	.	.	.	.	.	.	8030	9946	57479	69695
Other	1016	784	768	726	814	2495	1057	1049	1974	1891

**GCSE DESIGN AND TECHNOLOGY Entries by school type 2003–2012**



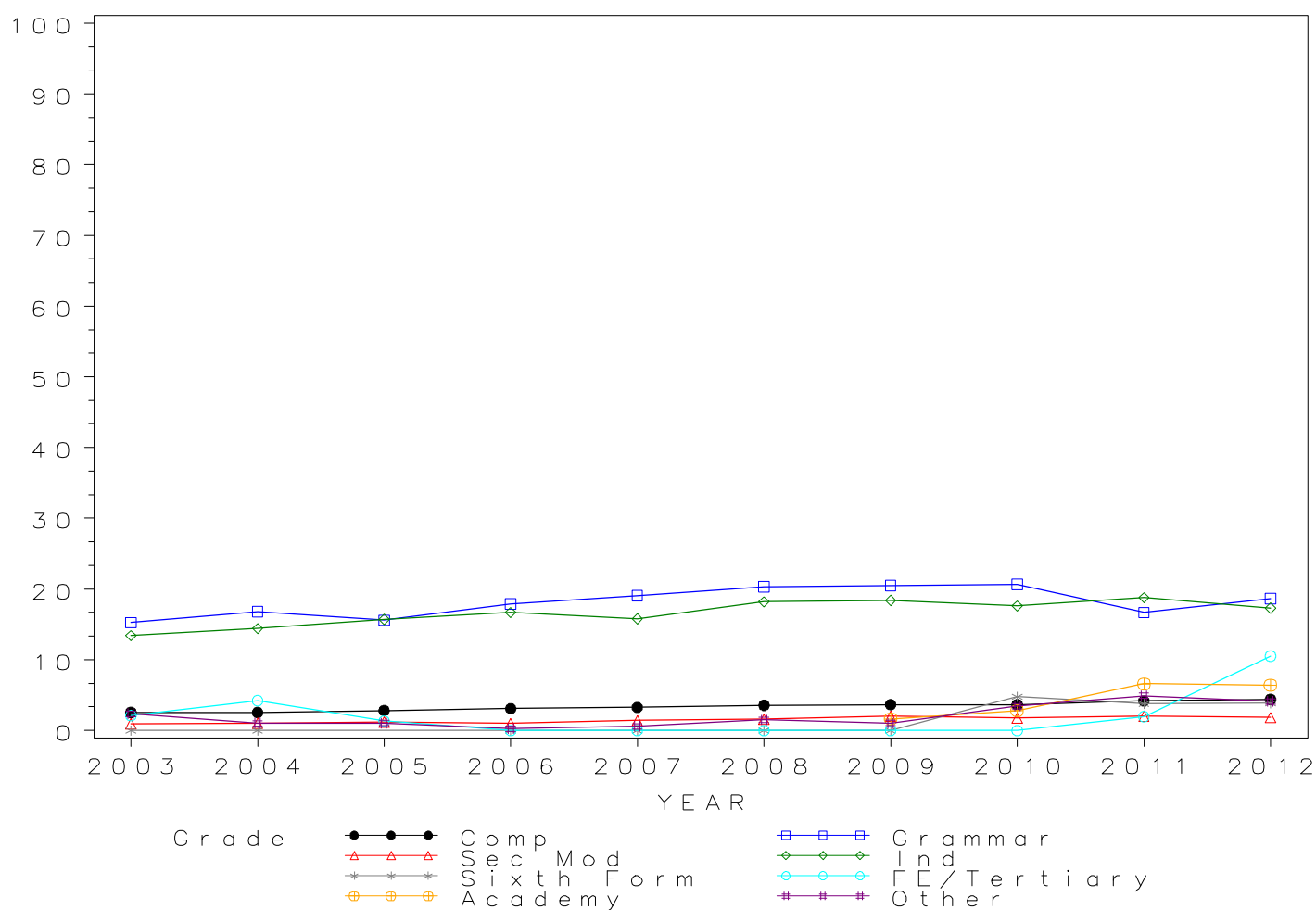
*GCSE DESIGN AND TECHNOLOGY Grade A\* by school type 2003- 2012  
Cumulative Percentages*

School type	2003	2004	2005	2006	2007	2008	2009	2010	2011	2012
Comprehensive	2.6	2.5	2.8	3.1	3.3	3.6	3.7	3.7	4.2	4.4
Grammar	15.3	16.8	15.6	17.9	19.1	20.3	20.5	20.7	16.7	18.6
Sec Mod	1.0	1.0	1.2	1.0	1.4	1.6	2.1	1.8	2.0	1.8
Independent	13.4	14.4	15.7	16.7	15.8	18.2	18.4	17.6	18.8	17.3
Sixth Form	0.0	0.0	.	0.0	0.0	0.0	0.0	4.8	3.8	3.8
FE/Tertiary	2.1	4.2	1.3	0.0	0.0	0.0	0.0	0.0	2.0	10.5
Academy	.	.	.	.	.	.	1.6	2.8	6.6	6.4
Other	2.4	1.0	1.0	0.3	0.6	1.5	1.0	3.4	4.9	4.1

*Cumulative Numbers*

School type	2003	2004	2005	2006	2007	2008	2009	2010	2011	2012
Comprehensive	9968	9817	9780	10008	10078	10260	9432	8712	6951	6277
Grammar	2169	2388	2345	2522	2666	2760	2612	2631	1285	1370
Sec Mod	173	188	235	172	235	245	289	233	181	144
Independent	1669	1900	2160	2311	2319	2448	2155	2203	2185	1918
Sixth Form	0	0	0	0	0	0	0	2	2	2
FE/Tertiary	7	10	2	0	0	0	0	0	1	2
Academy	.	.	.	.	.	.	128	278	3794	4460
Other	24	8	8	2	5	37	11	36	97	78

Cumulative % at Grade A\* by school type



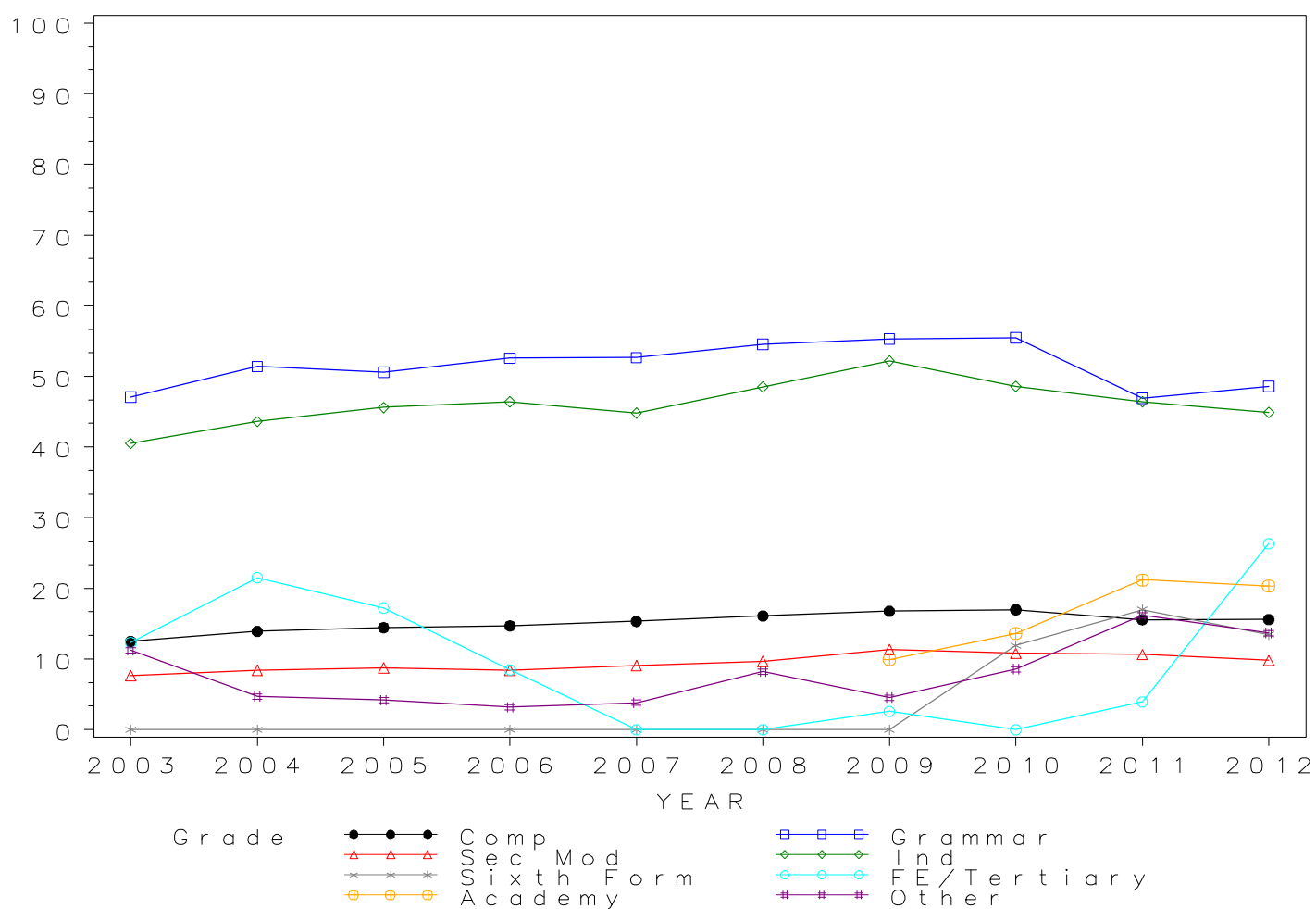
## GCSE DESIGN AND TECHNOLOGY Grade A by school type 2003- 2012 Cumulative Percentages

School type	2003	2004	2005	2006	2007	2008	2009	2010	2011	2012
Comprehensive	12.5	13.9	14.4	14.7	15.3	16.1	16.8	17.0	15.6	15.6
Grammar	47.1	51.4	50.6	52.6	52.7	54.6	55.3	55.5	46.9	48.6
Sec Mod	7.7	8.4	8.8	8.4	9.1	9.7	11.4	10.8	10.6	9.8
Independent	40.5	43.6	45.6	46.4	44.8	48.5	52.2	48.6	46.4	44.9
Sixth Form	0.0	0.0	.	0.0	0.0	0.0	0.0	11.9	17.0	13.5
FE/Tertiary	12.3	21.5	17.2	8.5	0.0	0.0	2.6	0.0	3.9	26.3
Academy	.	.	.	.	.	.	9.9	13.6	21.2	20.3
Other	11.2	4.7	4.2	3.2	3.8	8.2	4.5	8.6	16.2	13.7

### Cumulative Numbers

School type	2003	2004	2005	2006	2007	2008	2009	2010	2011	2012
Comprehensive	48615	53716	50195	47843	47347	46314	43265	40445	25868	22284
Grammar	6687	7306	7603	7416	7366	7414	7049	7064	3615	3572
Sec Mod	1394	1521	1737	1451	1498	1508	1600	1424	940	765
Independent	5045	5753	6272	6421	6577	6524	6113	6084	5394	4977
Sixth Form	0	0	0	0	0	0	0	5	9	7
FE/Tertiary	41	51	26	5	0	0	2	0	2	5
Academy	.	.	.	.	.	.	795	1353	12186	14148
Other	114	37	32	23	31	205	48	90	320	259

Cumulative % at Grade A by school type





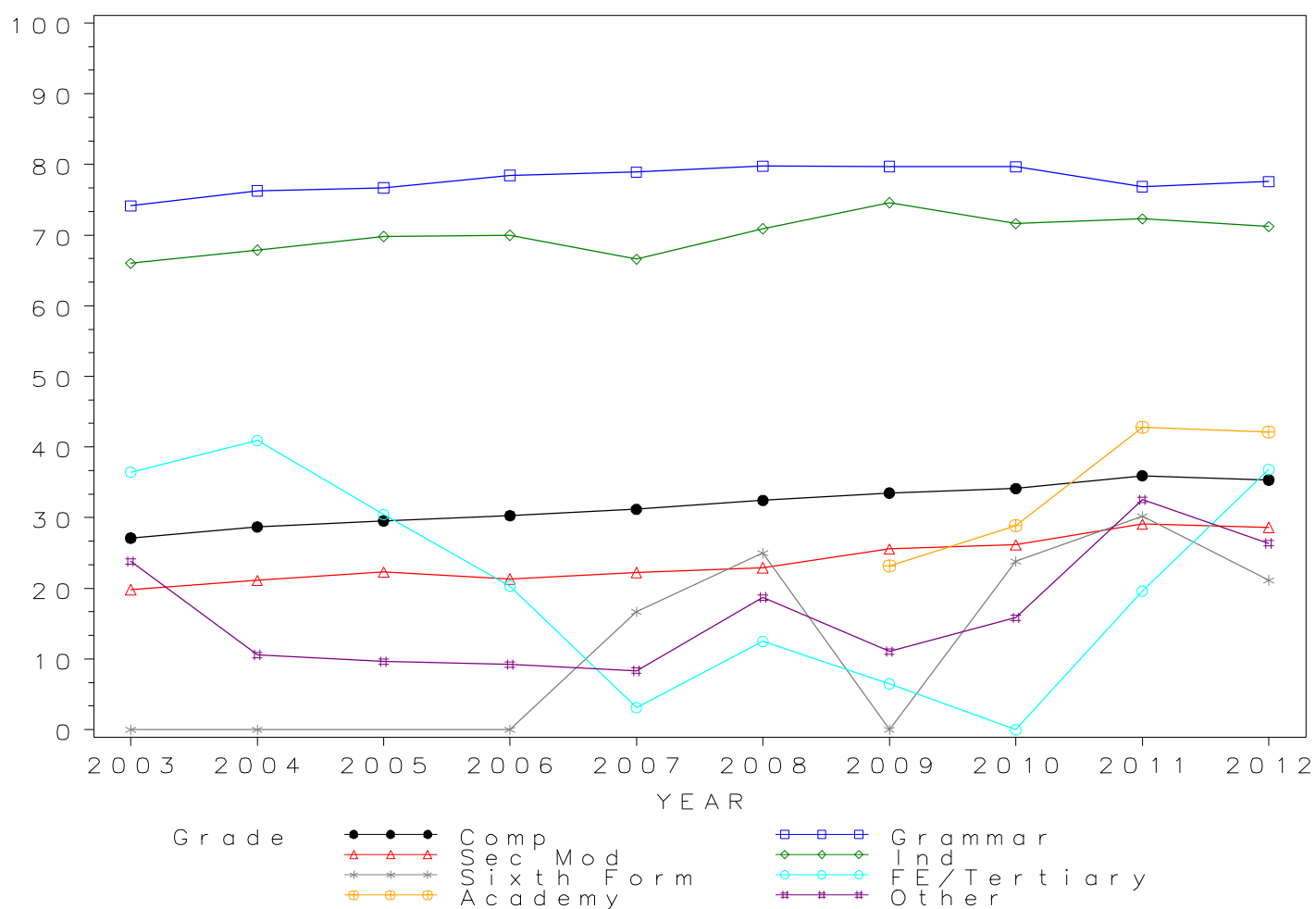
## GCSE DESIGN AND TECHNOLOGY Grade B by school type 2003- 2012 Cumulative Percentages

School type	2003	2004	2005	2006	2007	2008	2009	2010	2011	2012
Comprehensive	27.1	28.7	29.6	30.3	31.2	32.5	33.5	34.1	35.9	35.3
Grammar	74.1	76.3	76.7	78.5	78.9	79.7	79.7	79.7	76.8	77.6
Sec Mod	19.8	21.1	22.3	21.3	22.3	22.9	25.6	26.2	29.1	28.6
Independent	66.0	67.9	69.8	70.0	66.6	70.9	74.6	71.6	72.3	71.2
Sixth Form	0.0	0.0	.	0.0	16.7	25.0	0.0	23.8	30.2	21.2
FE/Tertiary	36.4	40.9	30.5	20.3	3.1	12.5	6.5	0.0	19.6	36.8
Academy	.	.	.	.	.	.	23.2	28.9	42.8	42.1
Other	23.8	10.6	9.6	9.2	8.4	18.7	11.1	15.8	32.5	26.4

### Cumulative Numbers

School type	2003	2004	2005	2006	2007	2008	2009	2010	2011	2012
Comprehensive	105693	110796	102725	98599	96408	93392	86482	81321	59741	50578
Grammar	10533	10840	11523	11066	11036	10838	10159	10144	5923	5703
Sec Mod	3607	3813	4419	3675	3667	3568	3595	3444	2573	2230
Independent	8222	8959	9601	9687	9777	9537	8736	8964	8404	7893
Sixth Form	0	0	0	0	1	2	0	10	16	11
FE/Tertiary	121	97	46	12	1	3	5	0	10	7
Academy	.	.	.	.	.	.	1863	2874	24601	29342
Other	242	83	74	67	68	467	117	166	642	499

Cumulative % at Grade B by school type



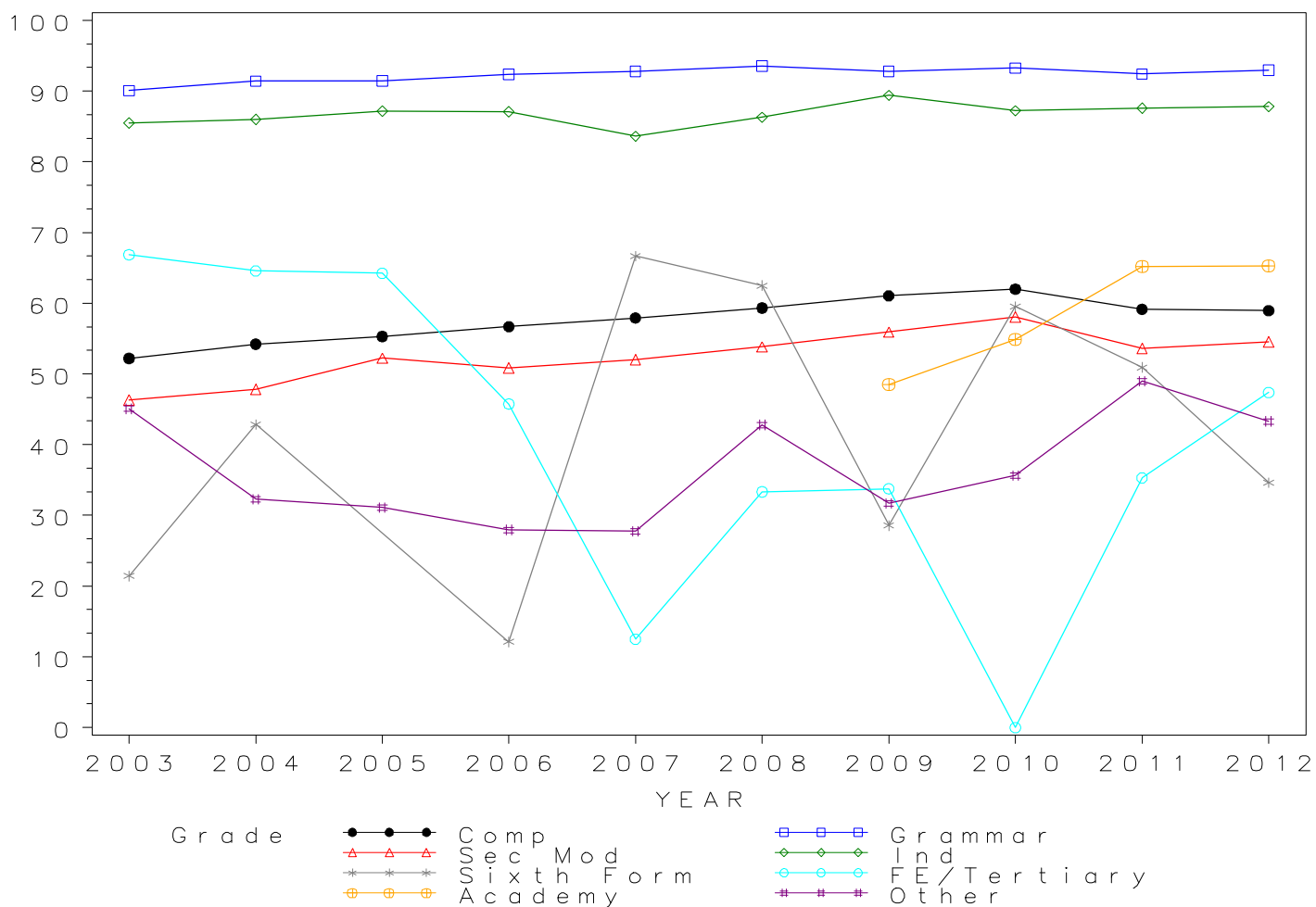
## GCSE DESIGN AND TECHNOLOGY Grade C by school type 2003- 2012 Cumulative Percentages

School type	2003	2004	2005	2006	2007	2008	2009	2010	2011	2012
Comprehensive	52.2	54.2	55.3	56.7	57.9	59.3	61.1	62.0	59.1	59.0
Grammar	90.1	91.4	91.5	92.4	92.8	93.5	92.8	93.3	92.4	93.0
Sec Mod	46.3	47.8	52.3	50.8	52.0	53.9	55.9	58.1	53.6	54.5
Independent	85.5	86.0	87.2	87.1	83.6	86.3	89.4	87.2	87.6	87.8
Sixth Form	21.4	42.9	.	12.1	66.7	62.5	28.6	59.5	50.9	34.6
FE/Tertiary	66.9	64.6	64.2	45.8	12.5	33.3	33.8	0.0	35.3	47.4
Academy	.	.	.	.	.	.	48.5	54.9	65.2	65.3
Other	45.1	32.3	31.1	28.0	27.8	42.8	31.7	35.7	49.0	43.3

### Cumulative Numbers

School type	2003	2004	2005	2006	2007	2008	2009	2010	2011	2012
Comprehensive	203473	209290	192189	184488	179023	170739	157618	147768	98296	84376
Grammar	12795	12991	13742	13031	12982	12713	11826	11877	7125	6833
Sec Mod	8428	8634	10356	8757	8572	8374	7870	7648	4741	4247
Independent	10652	11348	11994	12053	12272	11608	10469	10917	10183	9733
Sixth Form	3	3	0	4	4	5	2	25	27	18
FE/Tertiary	222	153	97	27	4	8	26	0	18	9
Academy	.	.	.	.	.	.	3895	5460	37476	45511
Other	458	253	239	203	226	1068	335	374	967	819

Cumulative % at Grade C by school type



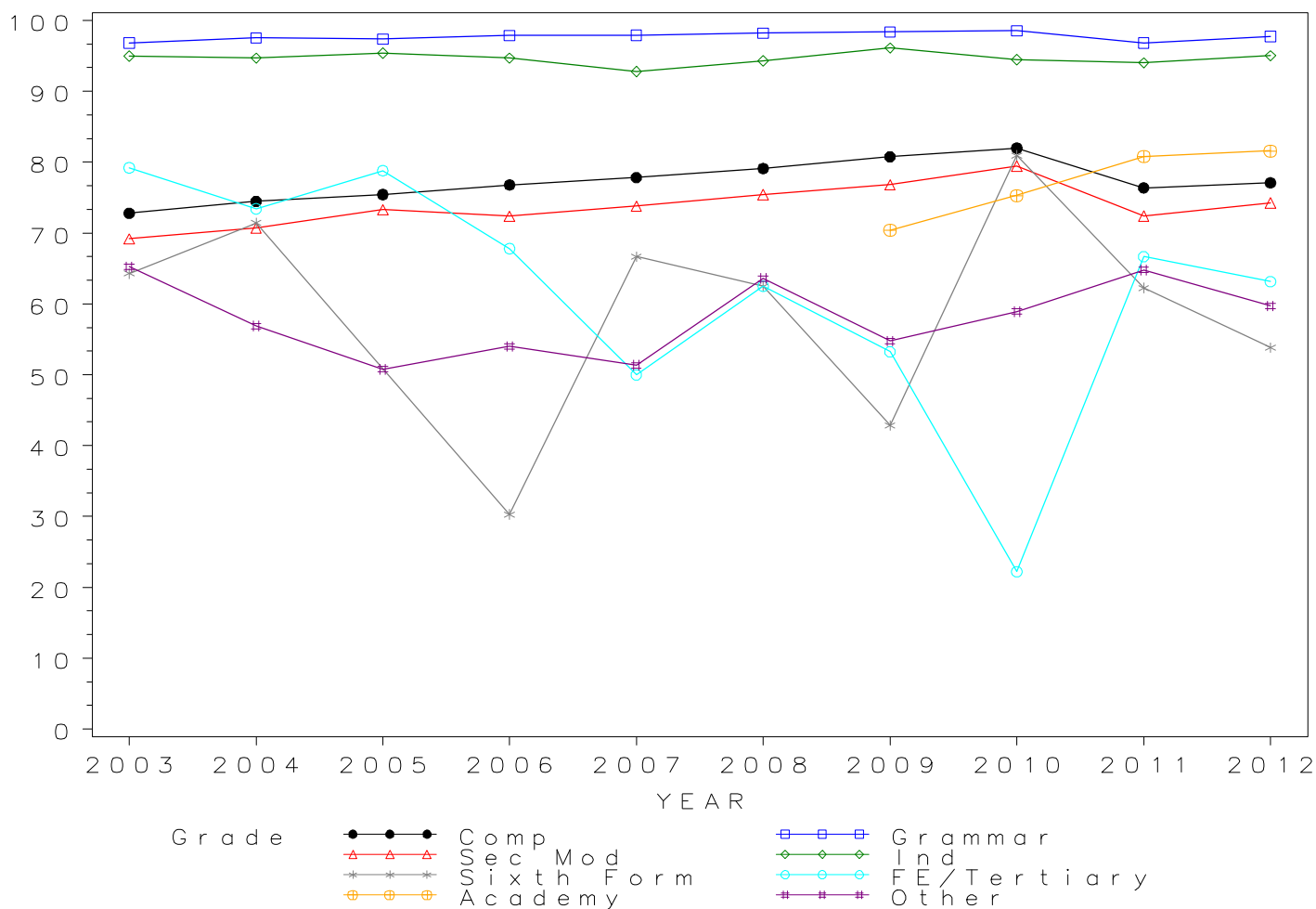
## GCSE DESIGN AND TECHNOLOGY Grade D by school type 2003- 2012 Cumulative Percentages

School type	2003	2004	2005	2006	2007	2008	2009	2010	2011	2012
Comprehensive	72.8	74.5	75.4	76.8	77.8	79.1	80.8	82.0	76.4	77.1
Grammar	96.8	97.5	97.4	97.9	97.9	98.2	98.4	98.5	96.8	97.7
Sec Mod	69.2	70.7	73.3	72.4	73.8	75.4	76.8	79.5	72.4	74.3
Independent	95.0	94.7	95.4	94.7	92.8	94.3	96.1	94.5	94.0	95.0
Sixth Form	64.3	71.4	.	30.3	66.7	62.5	42.9	81.0	62.3	53.8
FE/Tertiary	79.2	73.4	78.8	67.8	50.0	62.5	53.2	22.2	66.7	63.2
Academy	.	.	.	.	.	.	70.4	75.3	80.8	81.6
Other	65.3	56.9	50.8	54.0	51.4	63.6	54.8	58.9	64.8	59.7

### Cumulative Numbers

School type	2003	2004	2005	2006	2007	2008	2009	2010	2011	2012
Comprehensive	283710	287488	262134	249938	240554	227616	208484	195377	126931	110314
Grammar	13756	13861	14630	13803	13694	13346	12541	12549	7463	7185
Sec Mod	12583	12770	14530	12464	12157	11731	10810	10463	6402	5783
Independent	11835	12496	13122	13105	13623	12684	11253	11830	10927	10531
Sixth Form	9	5	0	10	4	5	3	34	33	28
FE/Tertiary	263	174	119	40	16	15	41	4	34	12
Academy	.	.	.	.	.	.	5653	7489	46443	56871
Other	663	446	390	392	418	1587	579	618	1279	1129

Cumulative % at Grade D by school type

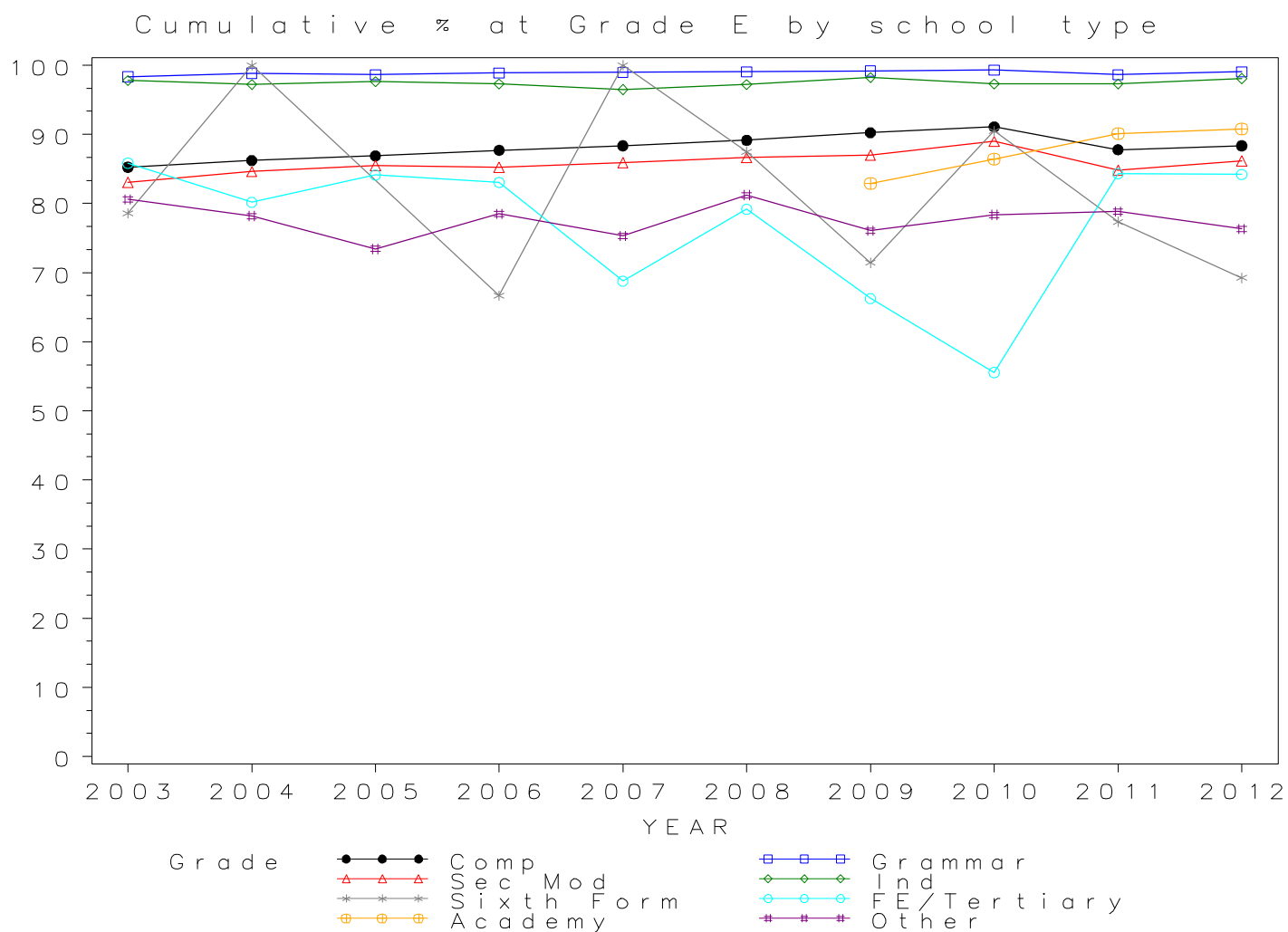


## GCSE DESIGN AND TECHNOLOGY Grade E by school type 2003- 2012 Cumulative Percentages

School type	2003	2004	2005	2006	2007	2008	2009	2010	2011	2012
Comprehensive	85.3	86.2	86.9	87.7	88.3	89.1	90.2	91.1	87.8	88.3
Grammar	98.3	98.8	98.6	98.9	99.0	99.1	99.2	99.3	98.6	99.0
Sec Mod	83.1	84.6	85.5	85.3	85.9	86.6	87.0	89.0	84.8	86.2
Independent	97.8	97.2	97.6	97.3	96.5	97.2	98.2	97.3	97.3	98.1
Sixth Form	78.6	100.0	.	66.7	100.0	87.5	71.4	90.5	77.4	69.2
FE/Tertiary	85.8	80.2	84.1	83.1	68.8	79.2	66.2	55.6	84.3	84.2
Academy	.	.	.	.	.	.	82.9	86.4	90.1	90.8
Other	80.6	78.2	73.4	78.5	75.3	81.2	76.1	78.4	78.8	76.3

### Cumulative Numbers

School type	2003	2004	2005	2006	2007	2008	2009	2010	2011	2012
Comprehensive	332316	332872	301943	285430	273061	256447	232971	217099	145883	126416
Grammar	13971	14047	14820	13943	13841	13461	12643	12644	7601	7281
Sec Mod	15114	15277	16948	14686	14156	13472	12244	11712	7502	6712
Independent	12184	12826	13425	13464	14166	13074	11499	12181	11310	10874
Sixth Form	11	7	0	22	6	7	5	38	41	36
FE/Tertiary	285	190	127	49	22	19	51	10	43	16
Academy	.	.	.	.	.	.	6657	8593	51789	63283
Other	819	613	564	570	613	2026	804	822	1556	1443

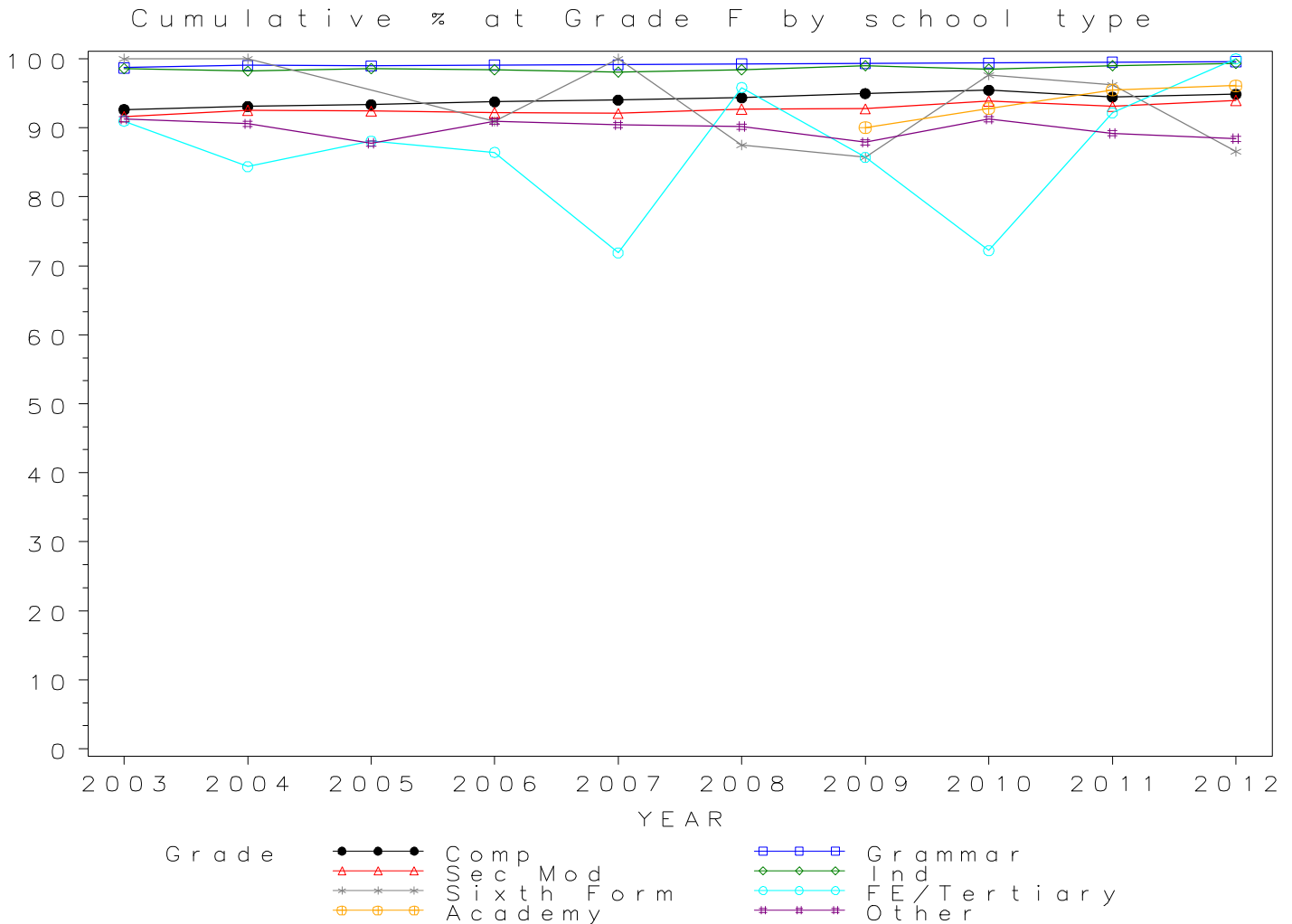


*GCSE DESIGN AND TECHNOLOGY Grade F by school type 2003- 2012  
Cumulative Percentages*

School type	2003	2004	2005	2006	2007	2008	2009	2010	2011	2012
Comprehensive	92.6	93.1	93.3	93.8	94.0	94.4	95.0	95.4	94.5	94.9
Grammar	98.7	99.0	98.9	99.1	99.1	99.2	99.3	99.4	99.5	99.6
Sec Mod	91.6	92.5	92.4	92.2	92.1	92.7	92.8	93.9	93.1	94.0
Independent	98.6	98.2	98.6	98.4	98.1	98.4	99.0	98.5	99.0	99.3
Sixth Form	100.0	100.0	.	90.9	100.0	87.5	85.7	97.6	96.2	86.5
FE/Tertiary	91.0	84.4	88.1	86.4	71.9	95.8	85.7	72.2	92.2	100.0
Academy	.	.	.	.	.	.	90.0	92.8	95.5	96.1
Other	91.2	90.6	87.8	90.9	90.4	90.2	87.9	91.2	89.2	88.4

*Cumulative Numbers*

School type	2003	2004	2005	2006	2007	2008	2009	2010	2011	2012
Comprehensive	361044	359285	324326	305120	290516	271510	245160	227470	156971	135755
Grammar	14020	14076	14866	13977	13868	13488	12663	12657	7669	7321
Sec Mod	16665	16707	18314	15886	15172	14413	13049	12362	8232	7320
Independent	12284	12957	13562	13617	14401	13236	11593	12331	11508	11007
Sixth Form	14	7	0	30	6	7	6	41	51	45
FE/Tertiary	302	200	133	51	23	23	66	13	47	19
Academy	.	.	.	.	.	.	7227	9230	54892	66977
Other	927	710	674	660	736	2250	929	957	1761	1672



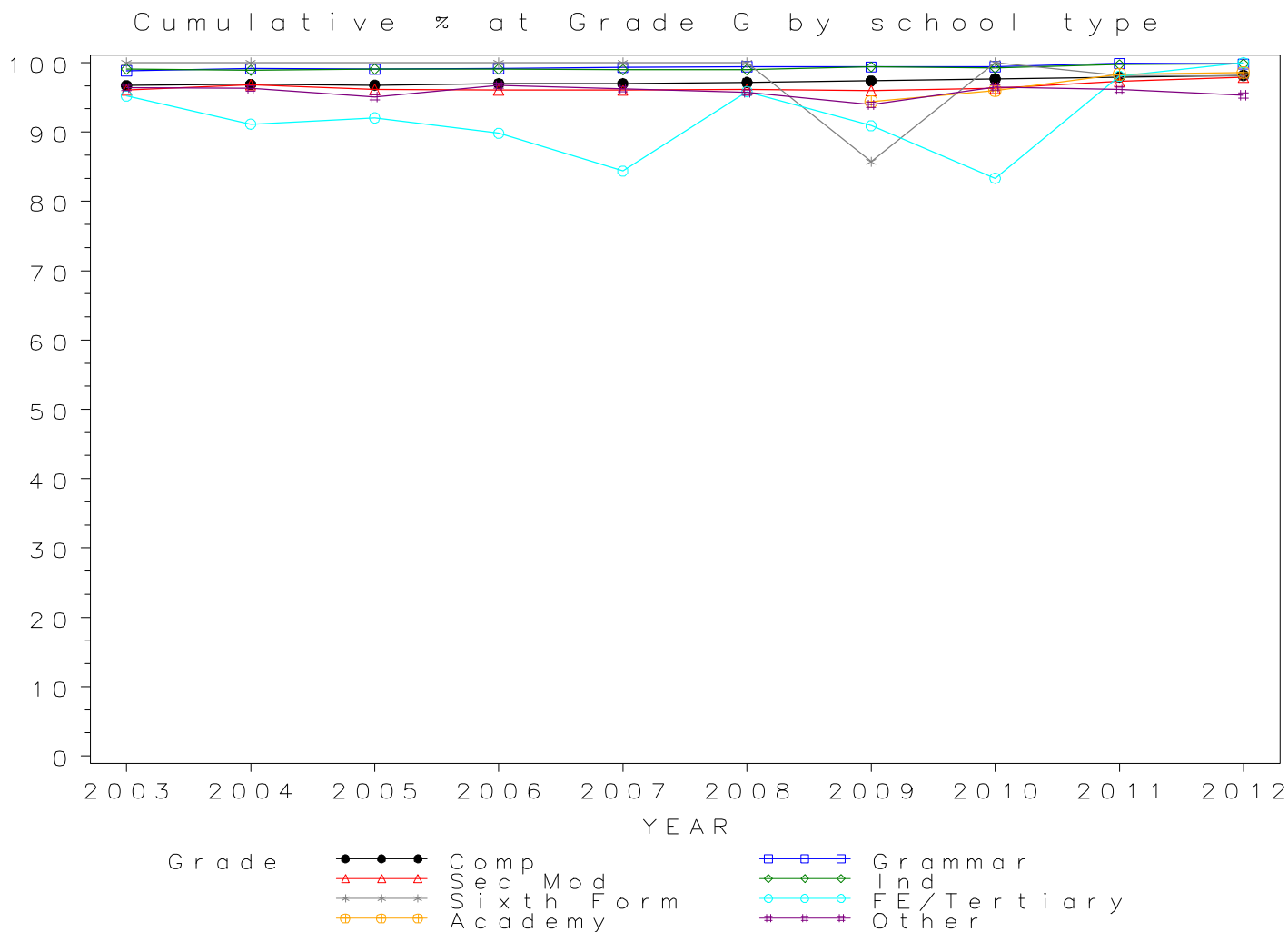
# GCSE DESIGN AND TECHNOLOGY Grade G by school type 2003- 2012

## Cumulative Percentages

School type	2003	2004	2005	2006	2007	2008	2009	2010	2011	2012
Comprehensive	96.7	96.9	96.8	97.0	97.0	97.1	97.4	97.7	97.9	98.2
Grammar	98.8	99.1	99.1	99.2	99.3	99.4	99.4	99.4	99.9	99.8
Sec Mod	96.1	96.8	96.2	96.1	96.0	96.1	96.0	96.3	97.3	97.9
Independent	99.1	98.9	99.1	99.1	99.0	99.0	99.4	99.2	99.7	99.8
Sixth Form	100.0	100.0	.	100.0	100.0	100.0	85.7	100.0	98.1	98.1
FE/Tertiary	95.2	91.1	92.1	89.8	84.4	95.8	90.9	83.3	98.0	100.0
Academy	.	.	.	.	.	.	94.4	96.0	98.3	98.6
Other	96.4	96.3	95.1	96.7	96.2	95.7	93.9	96.5	96.1	95.3

## Cumulative Numbers

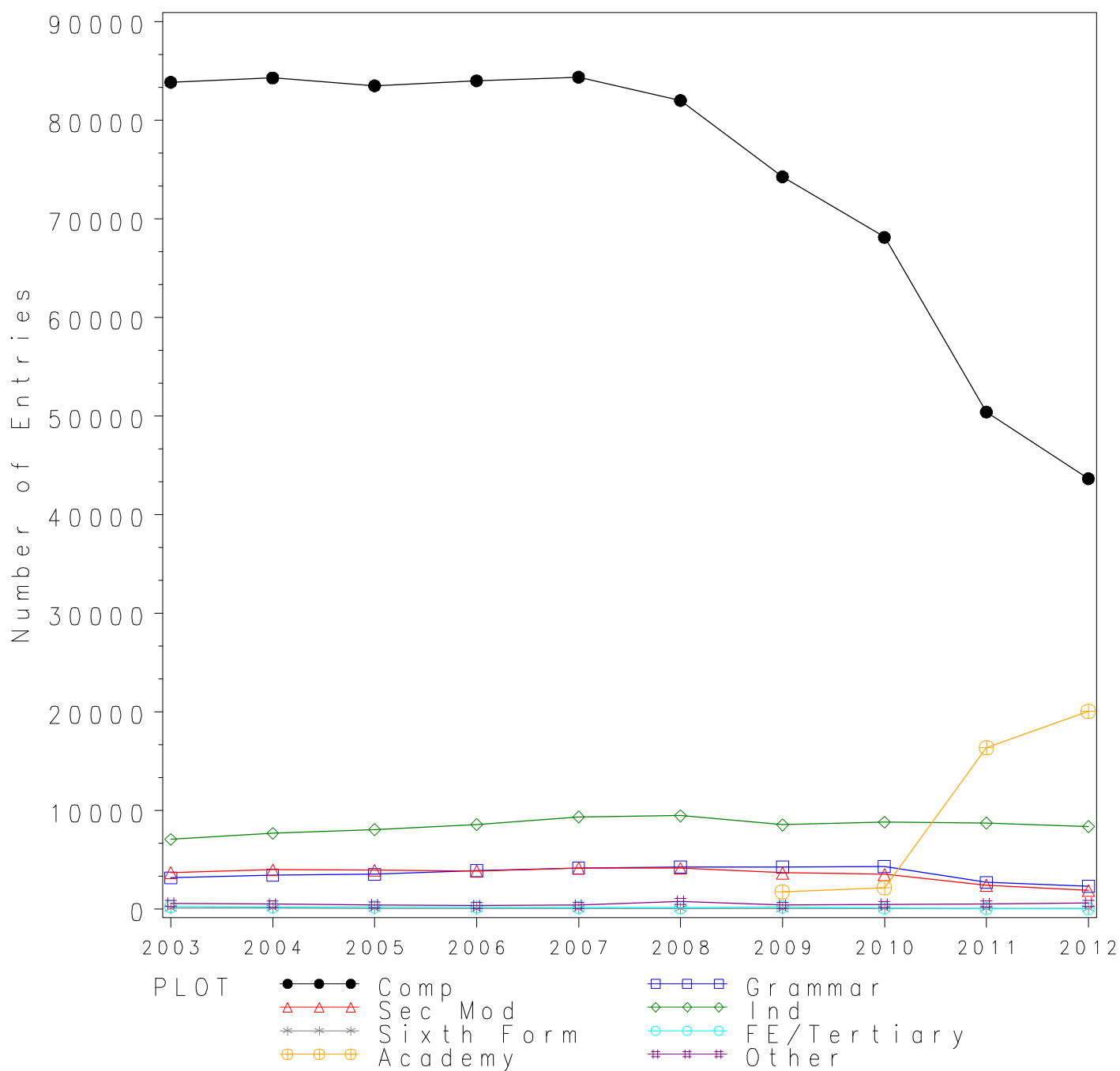
School type	2003	2004	2005	2006	2007	2008	2009	2010	2011	2012
Comprehensive	376911	373953	336239	315616	299722	279522	251429	232730	162742	140458
Grammar	14042	14091	14882	13984	13888	13509	12669	12663	7698	7336
Sec Mod	17475	17476	19058	16548	15817	14949	13506	12678	8603	7623
Independent	12346	13050	13631	13713	14533	13316	11640	12419	11589	11063
Sixth Form	14	7	0	33	6	8	6	42	52	51
FE/Tertiary	316	216	139	53	27	23	70	15	50	19
Academy	.	.	.	.	.	.	7580	9548	56502	68719
Other	979	755	730	702	783	2388	993	1012	1897	1802



*Numbers of GCSE entries in DRAMA by school type 2003- 2012*

School type	2003	2004	2005	2006	2007	2008	2009	2010	2011	2012
Comprehensive	83863	84296	83499	84001	84375	82005	74268	68125	50398	43642
Grammar	3144	3434	3512	3882	4152	4243	4234	4295	2677	2287
Sec Mod	3681	3970	3908	3837	4148	4122	3648	3493	2388	1860
Independent	7038	7663	8057	8567	9330	9443	8521	8788	8701	8363
Sixth Form	70	87	27	14	15	20	14	39	27	29
FE/Tertiary	216	189	194	182	141	121	190	91	44	23
Academy	.	.	.	.	.	.	1738	2114	16359	20020
Other	542	480	399	332	370	752	369	443	490	578

GCSE DRAMA Entries by school type 2003–2012



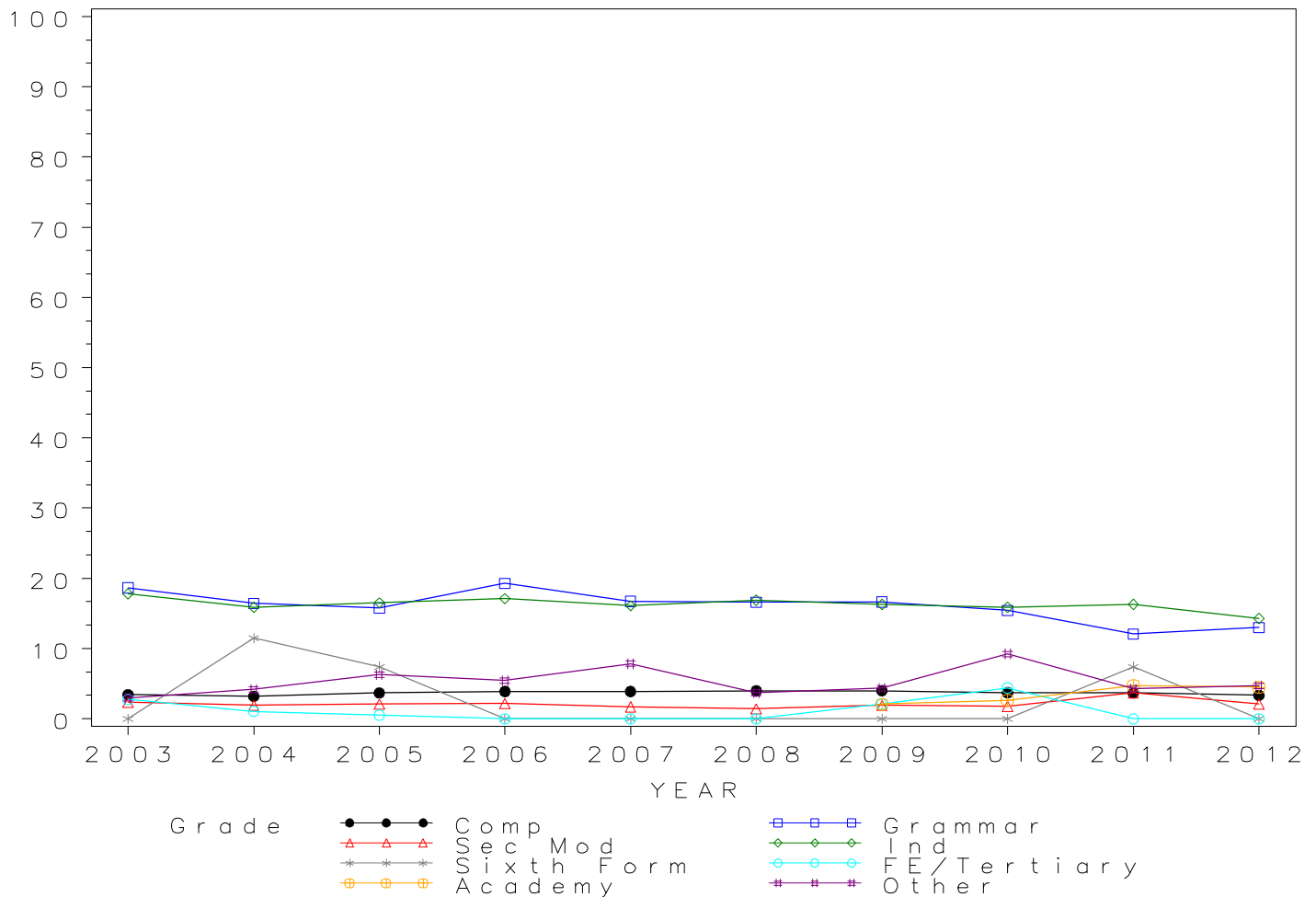
*GCSE DRAMA Grade A\* by school type 2003- 2012  
Cumulative Percentages*

School type	2003	2004	2005	2006	2007	2008	2009	2010	2011	2012
Comprehensive	3.4	3.2	3.7	3.9	3.9	4.0	4.0	3.7	3.7	3.3
Grammar	18.7	16.4	15.8	19.3	16.7	16.6	16.7	15.4	12.1	13.0
Sec Mod	2.3	1.9	2.1	2.2	1.7	1.4	1.9	1.8	3.7	2.1
Independent	17.8	15.9	16.5	17.1	16.1	16.9	16.3	15.9	16.3	14.3
Sixth Form	0.0	11.5	7.4	0.0	0.0	0.0	0.0	0.0	7.4	0.0
FE/Tertiary	2.8	1.1	0.5	0.0	0.0	0.0	2.1	4.4	0.0	0.0
Academy	.	.	.	.	.	.	2.1	2.6	4.7	4.5
Other	3.0	4.2	6.3	5.4	7.8	3.7	4.3	9.3	4.3	4.7

*Cumulative Numbers*

School type	2003	2004	2005	2006	2007	2008	2009	2010	2011	2012
Comprehensive	2876	2698	3065	3276	3277	3266	2967	2533	1857	1453
Grammar	587	564	554	749	695	704	705	663	323	297
Sec Mod	86	76	81	84	71	59	70	63	89	39
Independent	1253	1218	1329	1465	1502	1596	1389	1397	1418	1196
Sixth Form	0	10	2	0	0	0	0	0	2	0
FE/Tertiary	6	2	1	0	0	0	4	4	0	0
Academy	.	.	.	.	.	.	36	55	769	901
Other	16	20	25	18	29	28	16	41	21	27

Cumulative % at Grade A\* by school type





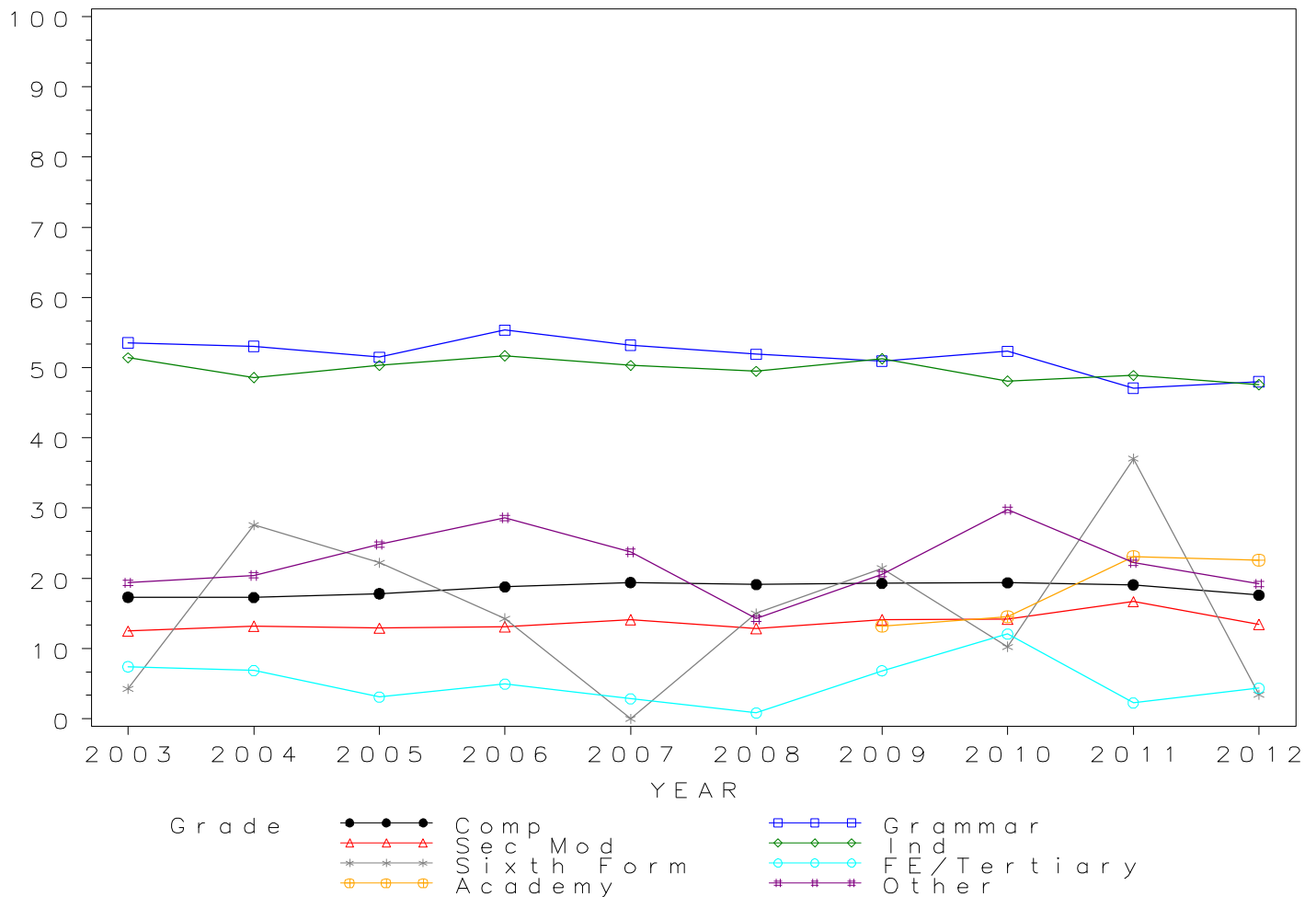
## GCSE DRAMA Grade A by school type 2003- 2012 Cumulative Percentages

School type	2003	2004	2005	2006	2007	2008	2009	2010	2011	2012
Comprehensive	17.3	17.3	17.8	18.8	19.4	19.1	19.3	19.4	19.1	17.6
Grammar	53.6	53.1	51.5	55.4	53.2	51.9	50.9	52.3	47.1	48.0
Sec Mod	12.5	13.2	12.9	13.1	14.1	12.9	14.1	14.2	16.7	13.4
Independent	51.4	48.6	50.3	51.7	50.3	49.5	51.3	48.1	48.9	47.6
Sixth Form	4.3	27.6	22.2	14.3	0.0	15.0	21.4	10.3	37.0	3.4
FE/Tertiary	7.4	6.9	3.1	4.9	2.8	0.8	6.8	12.1	2.3	4.3
Academy	.	.	.	.	.	.	13.2	14.5	23.1	22.6
Other	19.4	20.4	24.8	28.6	23.8	14.2	20.6	29.8	22.2	19.2

### Cumulative Numbers

School type	2003	2004	2005	2006	2007	2008	2009	2010	2011	2012
Comprehensive	14523	14565	14878	15771	16373	15690	14307	13186	9616	7683
Grammar	1684	1822	1808	2149	2209	2202	2157	2248	1261	1098
Sec Mod	460	524	505	503	585	531	515	496	398	250
Independent	3618	3724	4053	4429	4693	4674	4371	4227	4255	3981
Sixth Form	3	24	6	2	0	3	3	4	10	1
FE/Tertiary	16	13	6	9	4	1	13	11	1	1
Academy	.	.	.	.	.	.	229	307	3779	4525
Other	105	98	99	95	88	107	76	132	109	111

Cumulative % at Grade A by school type



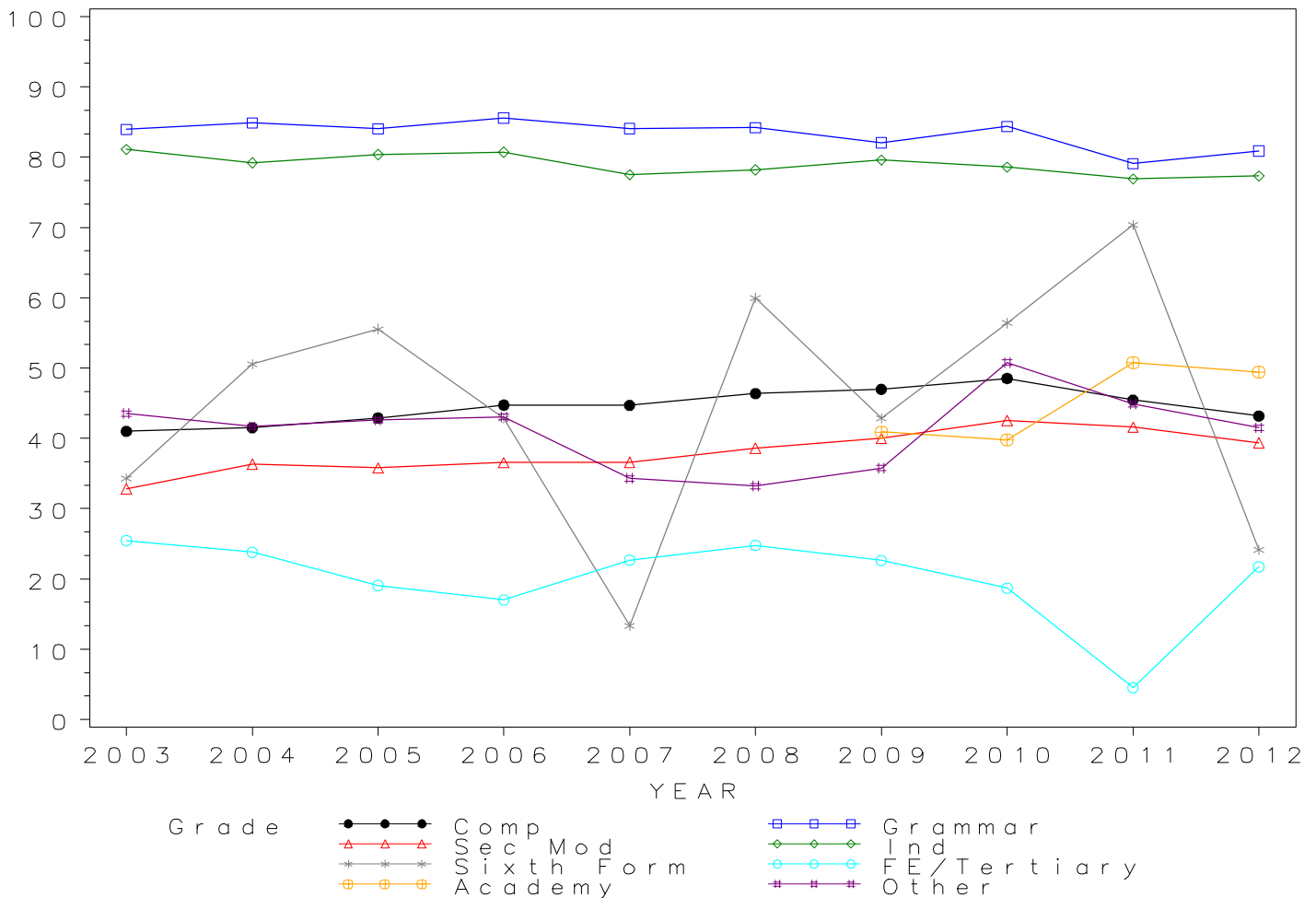
*GCSE DRAMA Grade B by school type 2003- 2012  
Cumulative Percentages*

School type	2003	2004	2005	2006	2007	2008	2009	2010	2011	2012
Comprehensive	41.0	41.5	42.9	44.7	44.7	46.4	47.0	48.5	45.5	43.2
Grammar	84.0	84.9	84.0	85.6	84.1	84.2	82.1	84.4	79.1	80.9
Sec Mod	32.8	36.3	35.8	36.6	36.6	38.6	40.0	42.5	41.6	39.4
Independent	81.1	79.2	80.4	80.7	77.5	78.2	79.6	78.6	76.9	77.3
Sixth Form	34.3	50.6	55.6	42.9	13.3	60.0	42.9	56.4	70.4	24.1
FE/Tertiary	25.5	23.8	19.1	17.0	22.7	24.8	22.6	18.7	4.5	21.7
Academy	.	.	.	.	.	.	40.9	39.8	50.8	49.4
Other	43.5	41.7	42.6	43.1	34.3	33.2	35.8	50.8	44.9	41.5

*Cumulative Numbers*

School type	2003	2004	2005	2006	2007	2008	2009	2010	2011	2012
Comprehensive	34377	35005	35818	37576	37724	38024	34893	33058	22915	18844
Grammar	2640	2914	2951	3323	3490	3572	3474	3623	2117	1850
Sec Mod	1208	1443	1400	1403	1518	1592	1459	1486	993	732
Independent	5708	6069	6478	6914	7231	7384	6783	6907	6691	6465
Sixth Form	24	44	15	6	2	12	6	22	19	7
FE/Tertiary	55	45	37	31	32	30	43	17	2	5
Academy	.	.	.	.	.	.	711	841	8310	9890
Other	236	200	170	143	127	250	132	225	220	240

Cumulative % at Grade B by school type



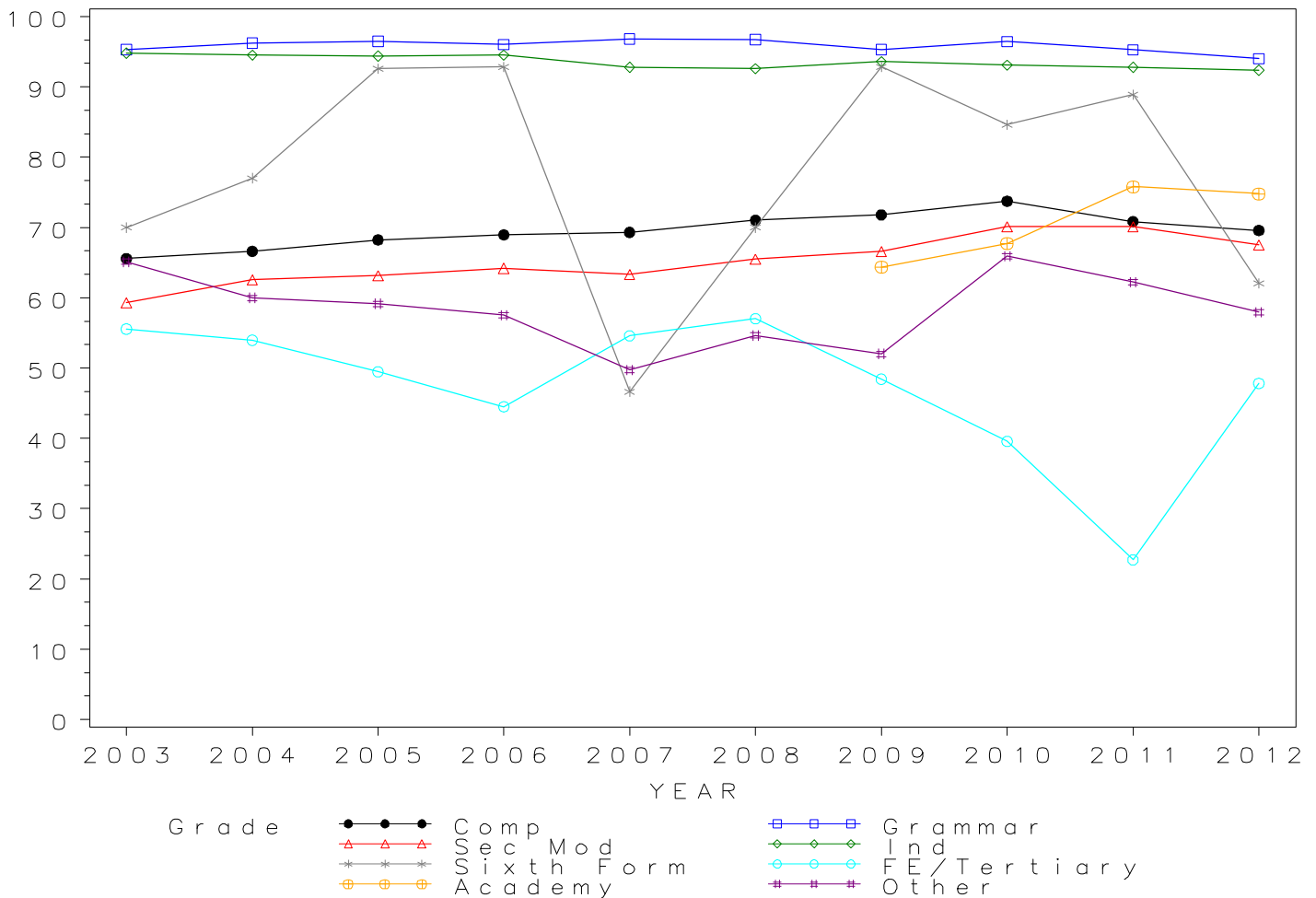
## GCSE DRAMA Grade C by school type 2003- 2012 Cumulative Percentages

School type	2003	2004	2005	2006	2007	2008	2009	2010	2011	2012
Comprehensive	65.6	66.6	68.2	69.0	69.3	71.1	71.8	73.7	70.8	69.6
Grammar	95.3	96.2	96.5	96.0	96.8	96.7	95.3	96.5	95.3	94.0
Sec Mod	59.3	62.6	63.2	64.2	63.3	65.5	66.6	70.1	70.1	67.5
Independent	94.8	94.5	94.4	94.5	92.8	92.6	93.6	93.1	92.8	92.4
Sixth Form	70.0	77.0	92.6	92.9	46.7	70.0	92.9	84.6	88.9	62.1
FE/Tertiary	55.6	54.0	49.5	44.5	54.6	57.0	48.4	39.6	22.7	47.8
Academy	.	.	.	.	.	.	64.3	67.7	75.8	74.8
Other	65.1	60.0	59.1	57.5	49.7	54.7	52.0	65.9	62.2	58.0

### Cumulative Numbers

School type	2003	2004	2005	2006	2007	2008	2009	2010	2011	2012
Comprehensive	54988	56154	56980	57925	58481	58265	53330	50240	35703	30365
Grammar	2997	3305	3388	3728	4021	4105	4035	4143	2550	2150
Sec Mod	2183	2484	2468	2464	2627	2699	2429	2449	1674	1256
Independent	6672	7242	7606	8096	8658	8744	7976	8182	8075	7727
Sixth Form	49	67	25	13	7	14	13	33	24	18
FE/Tertiary	120	102	96	81	77	69	92	36	10	11
Academy	.	.	.	.	.	.	1118	1431	12400	14975
Other	353	288	236	191	184	411	192	292	305	335

Cumulative % at Grade C by school type



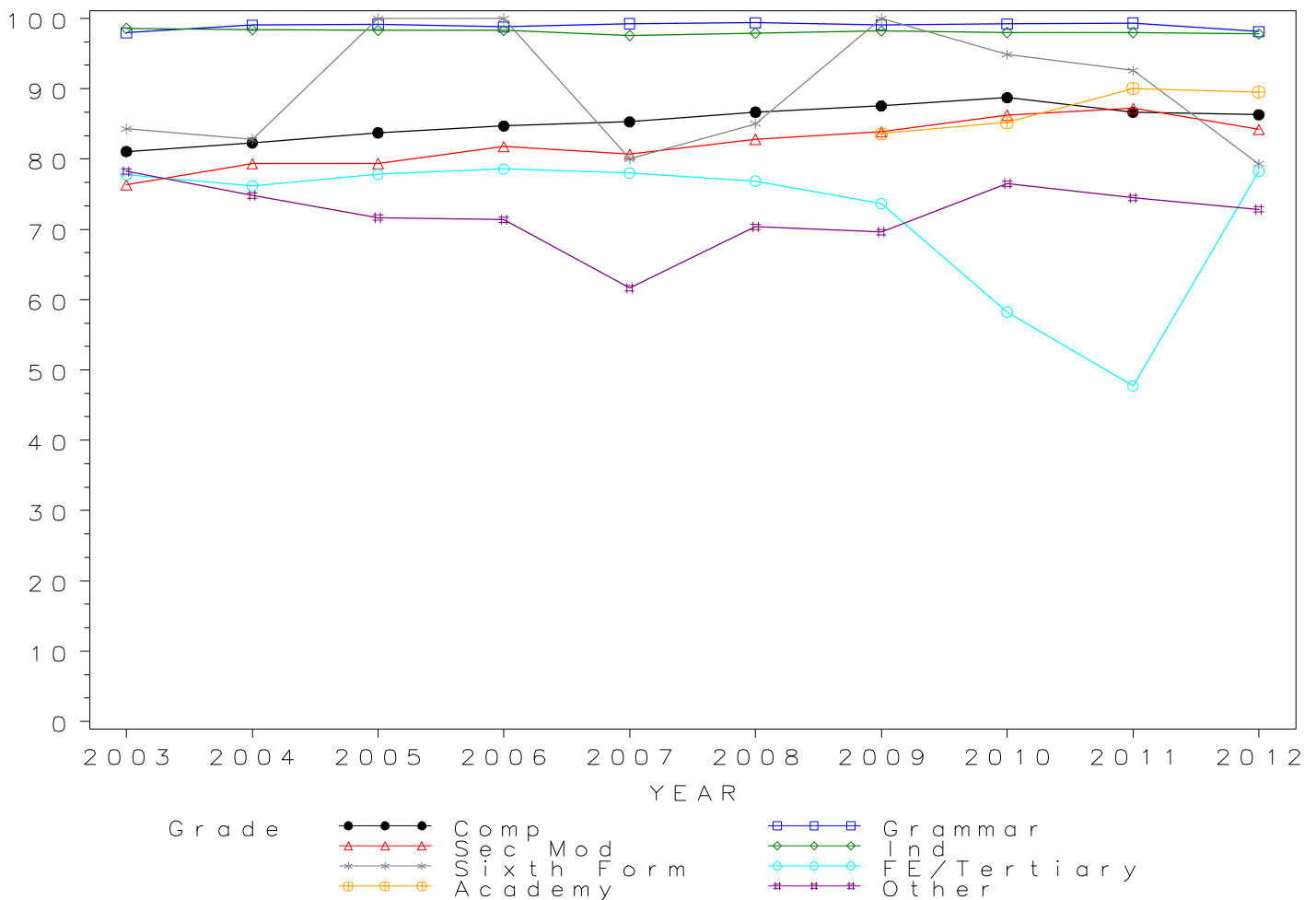
## GCSE DRAMA Grade D by school type 2003- 2012 Cumulative Percentages

School type	2003	2004	2005	2006	2007	2008	2009	2010	2011	2012
Comprehensive	81.1	82.3	83.7	84.7	85.3	86.7	87.6	88.7	86.7	86.3
Grammar	98.0	99.0	99.2	98.8	99.3	99.4	99.1	99.2	99.3	98.1
Sec Mod	76.3	79.3	79.4	81.8	80.7	82.8	83.9	86.3	87.2	84.2
Independent	98.6	98.4	98.3	98.3	97.6	97.9	98.2	98.0	98.0	97.8
Sixth Form	84.3	82.8	100.0	100.0	80.0	85.0	100.0	94.9	92.6	79.3
FE/Tertiary	77.8	76.2	77.8	78.6	78.0	76.9	73.7	58.2	47.7	78.3
Academy	.	.	.	.	.	.	83.6	85.2	90.0	89.5
Other	78.2	74.8	71.7	71.4	61.6	70.3	69.6	76.5	74.5	72.8

### Cumulative Numbers

School type	2003	2004	2005	2006	2007	2008	2009	2010	2011	2012
Comprehensive	67990	69376	69921	71151	71954	71071	65023	60437	43672	37670
Grammar	3080	3401	3483	3836	4121	4217	4196	4262	2659	2244
Sec Mod	2809	3150	3102	3137	3346	3413	3060	3013	2083	1566
Independent	6939	7540	7920	8421	9106	9245	8368	8612	8527	8179
Sixth Form	59	72	27	14	12	17	14	37	25	23
FE/Tertiary	168	144	151	143	110	93	140	53	21	18
Academy	.	.	.	.	.	.	1453	1801	14723	17918
Other	424	359	286	237	228	529	257	339	365	421

Cumulative % at Grade D by school type

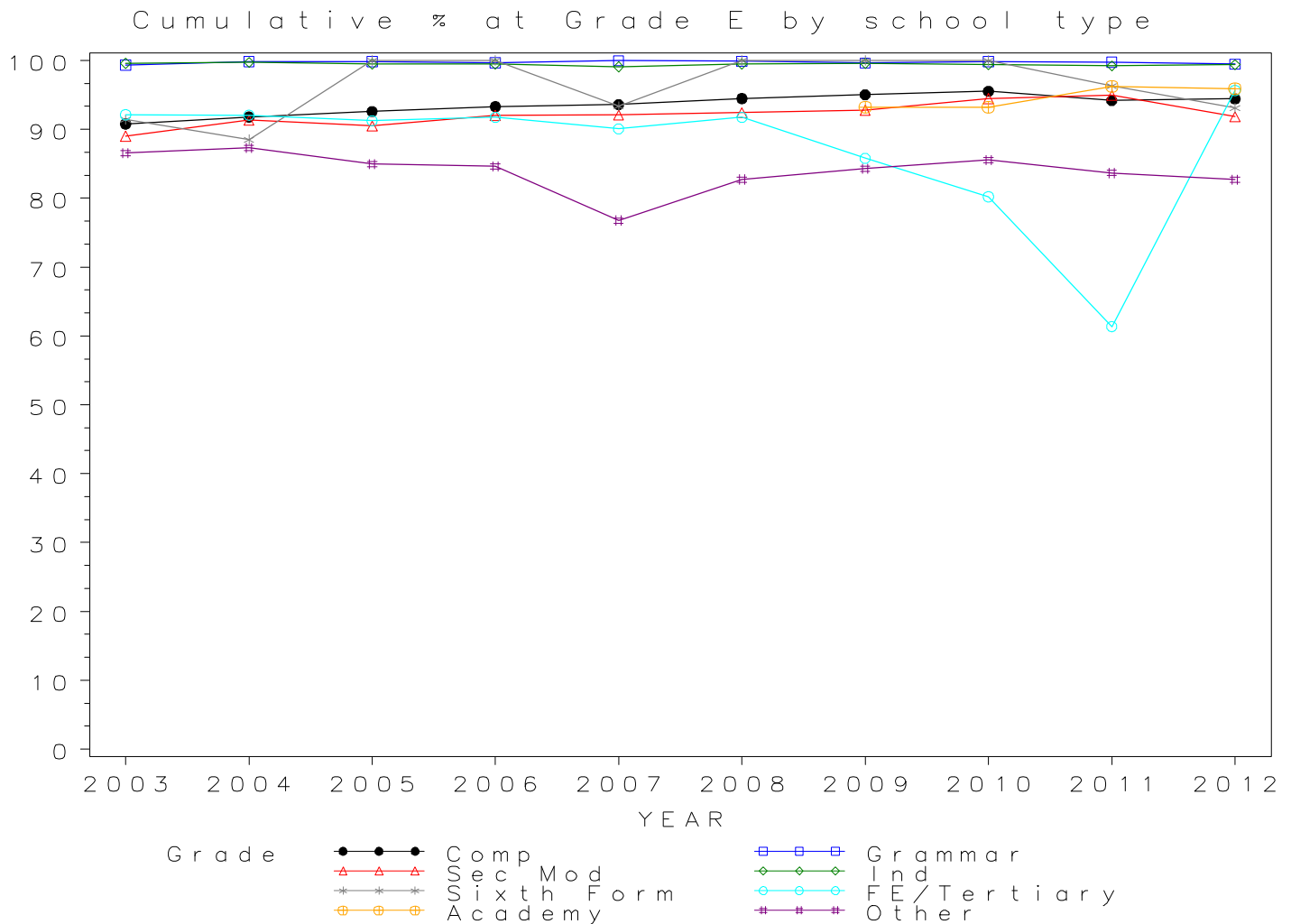


*GCSE DRAMA Grade E by school type 2003- 2012  
Cumulative Percentages*

School type	2003	2004	2005	2006	2007	2008	2009	2010	2011	2012
Comprehensive	90.8	91.8	92.6	93.3	93.6	94.5	95.0	95.5	94.2	94.4
Grammar	99.3	99.8	99.8	99.7	100.0	99.9	99.6	99.8	99.8	99.5
Sec Mod	89.0	91.3	90.5	92.1	92.1	92.4	92.8	94.5	94.9	91.8
Independent	99.6	99.7	99.5	99.5	99.1	99.5	99.6	99.4	99.2	99.4
Sixth Form	91.4	88.5	100.0	100.0	93.3	100.0	100.0	100.0	96.3	93.1
FE/Tertiary	92.1	92.1	91.2	91.8	90.1	91.7	85.8	80.2	61.4	95.7
Academy	.	.	.	.	.	.	93.2	93.2	96.2	95.9
Other	86.5	87.3	85.0	84.6	76.8	82.7	84.3	85.6	83.7	82.7

*Cumulative Numbers*

School type	2003	2004	2005	2006	2007	2008	2009	2010	2011	2012
Comprehensive	76143	77369	77325	78370	78966	77467	70578	65071	47467	41204
Grammar	3123	3428	3506	3870	4150	4239	4218	4288	2671	2275
Sec Mod	3277	3626	3537	3532	3819	3810	3385	3300	2267	1708
Independent	7010	7640	8017	8524	9246	9396	8487	8735	8631	8313
Sixth Form	64	77	27	14	14	20	14	39	26	27
FE/Tertiary	199	174	177	167	127	111	163	73	27	22
Academy	.	.	.	.	.	.	1620	1970	15737	19199
Other	469	419	339	281	284	622	311	379	410	478

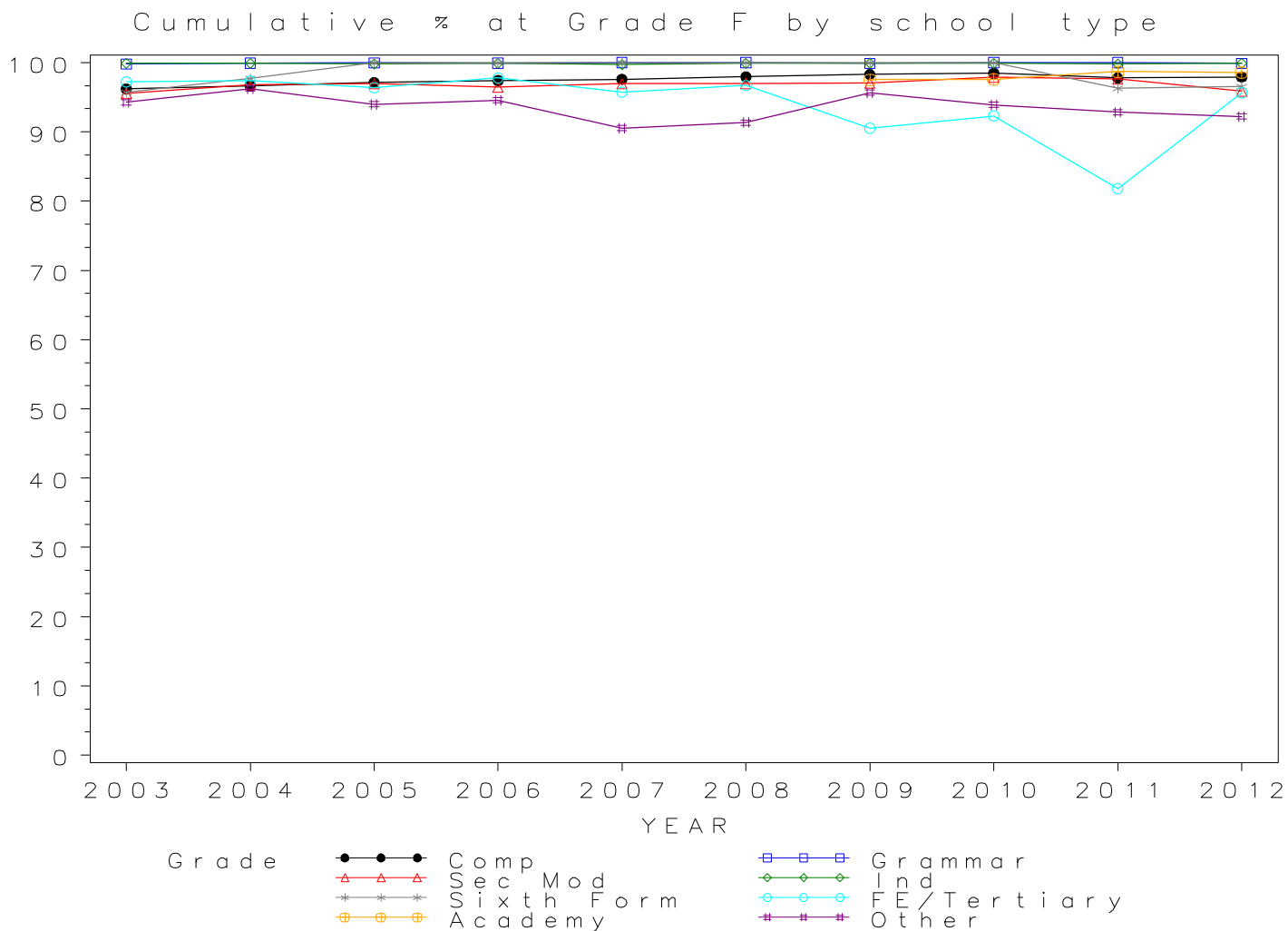


*GCSE DRAMA Grade F by school type 2003- 2012  
Cumulative Percentages*

School type	2003	2004	2005	2006	2007	2008	2009	2010	2011	2012
Comprehensive	96.2	96.7	97.1	97.4	97.6	98.0	98.3	98.5	97.8	97.9
Grammar	99.8	99.9	100.0	99.9	100.0	100.0	99.9	100.0	100.0	99.9
Sec Mod	95.6	96.8	97.0	96.4	97.0	97.0	97.1	97.9	97.6	95.9
Independent	99.9	99.9	99.8	99.9	99.7	99.9	99.9	99.9	99.8	99.9
Sixth Form	95.7	97.7	100.0	100.0	100.0	100.0	100.0	100.0	96.3	96.6
FE/Tertiary	97.2	97.4	96.4	97.8	95.7	96.7	90.5	92.3	81.8	95.7
Academy	.	.	.	.	.	.	97.5	97.6	98.7	98.6
Other	94.3	96.3	94.0	94.6	90.5	91.4	95.7	93.9	92.9	92.2

*Cumulative Numbers*

School type	2003	2004	2005	2006	2007	2008	2009	2010	2011	2012
Comprehensive	80681	81484	81105	81822	82346	80338	72988	67075	49282	42738
Grammar	3138	3431	3511	3880	4152	4243	4230	4295	2677	2284
Sec Mod	3518	3843	3789	3700	4022	3998	3541	3419	2331	1784
Independent	7031	7655	8041	8558	9302	9434	8512	8779	8684	8355
Sixth Form	67	85	27	14	15	20	14	39	26	28
FE/Tertiary	210	184	187	178	135	117	172	84	36	22
Academy	.	.	.	.	.	.	1695	2063	16146	19740
Other	511	462	375	314	335	687	353	416	455	533



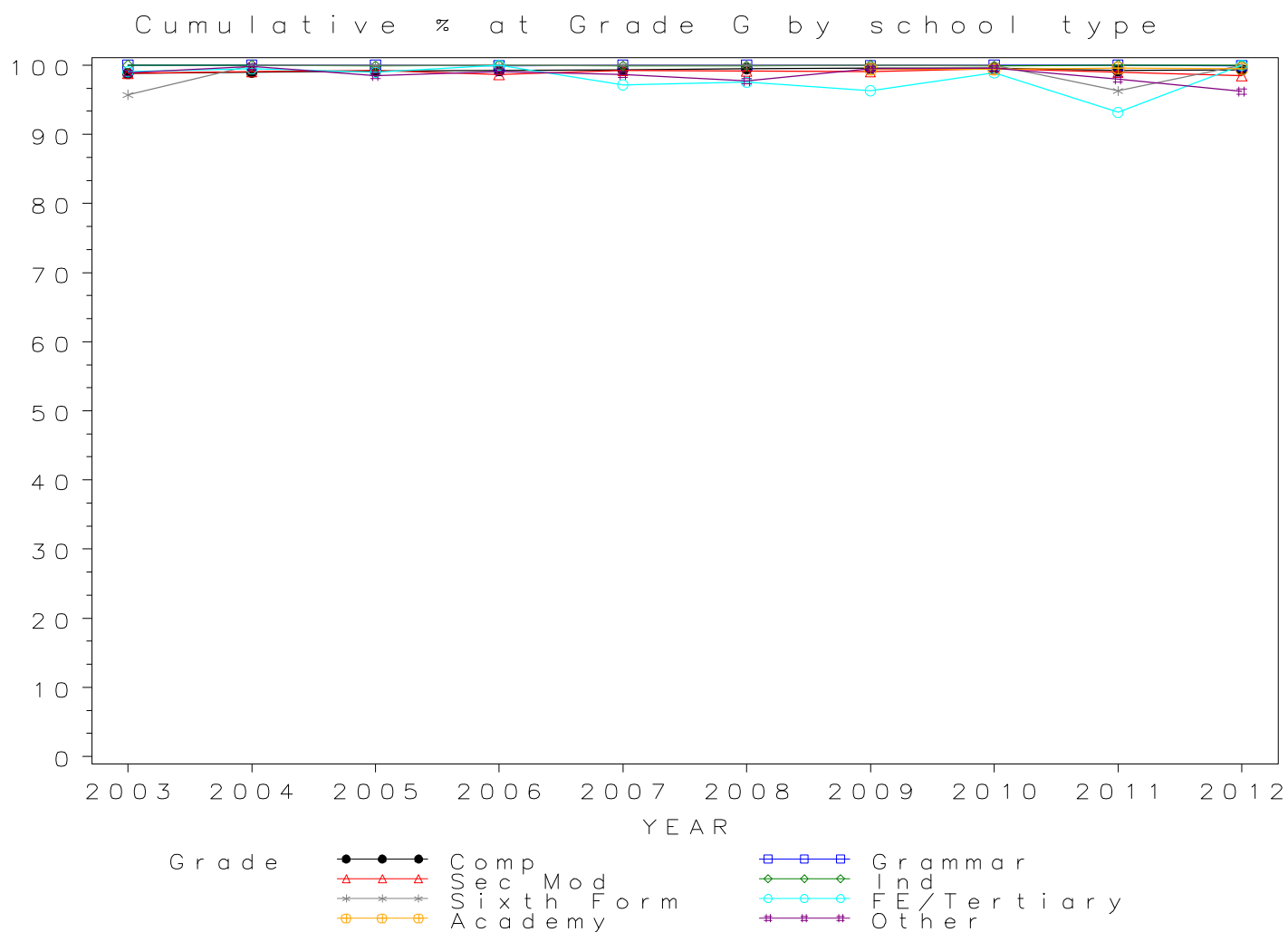
## GCSE DRAMA Grade G by school type 2003- 2012

### Cumulative Percentages

School type	2003	2004	2005	2006	2007	2008	2009	2010	2011	2012
Comprehensive	98.8	99.0	99.2	99.2	99.3	99.5	99.5	99.6	99.2	99.3
Grammar	100.0	100.0	100.0	99.9	100.0	100.0	100.0	100.0	100.0	99.9
Sec Mod	98.8	99.1	99.2	98.7	99.3	99.1	99.1	99.5	99.0	98.4
Independent	100.0	100.0	99.9	100.0	99.9	99.9	100.0	99.9	100.0	100.0
Sixth Form	95.7	100.0	100.0	100.0	100.0	100.0	100.0	100.0	96.3	100.0
FE/Tertiary	99.1	99.5	99.0	100.0	97.2	97.5	96.3	98.9	93.2	100.0
Academy	.	.	.	.	.	.	99.4	99.4	99.6	99.5
Other	98.9	99.8	98.5	99.1	98.6	97.7	99.5	99.5	98.0	96.2

### Cumulative Numbers

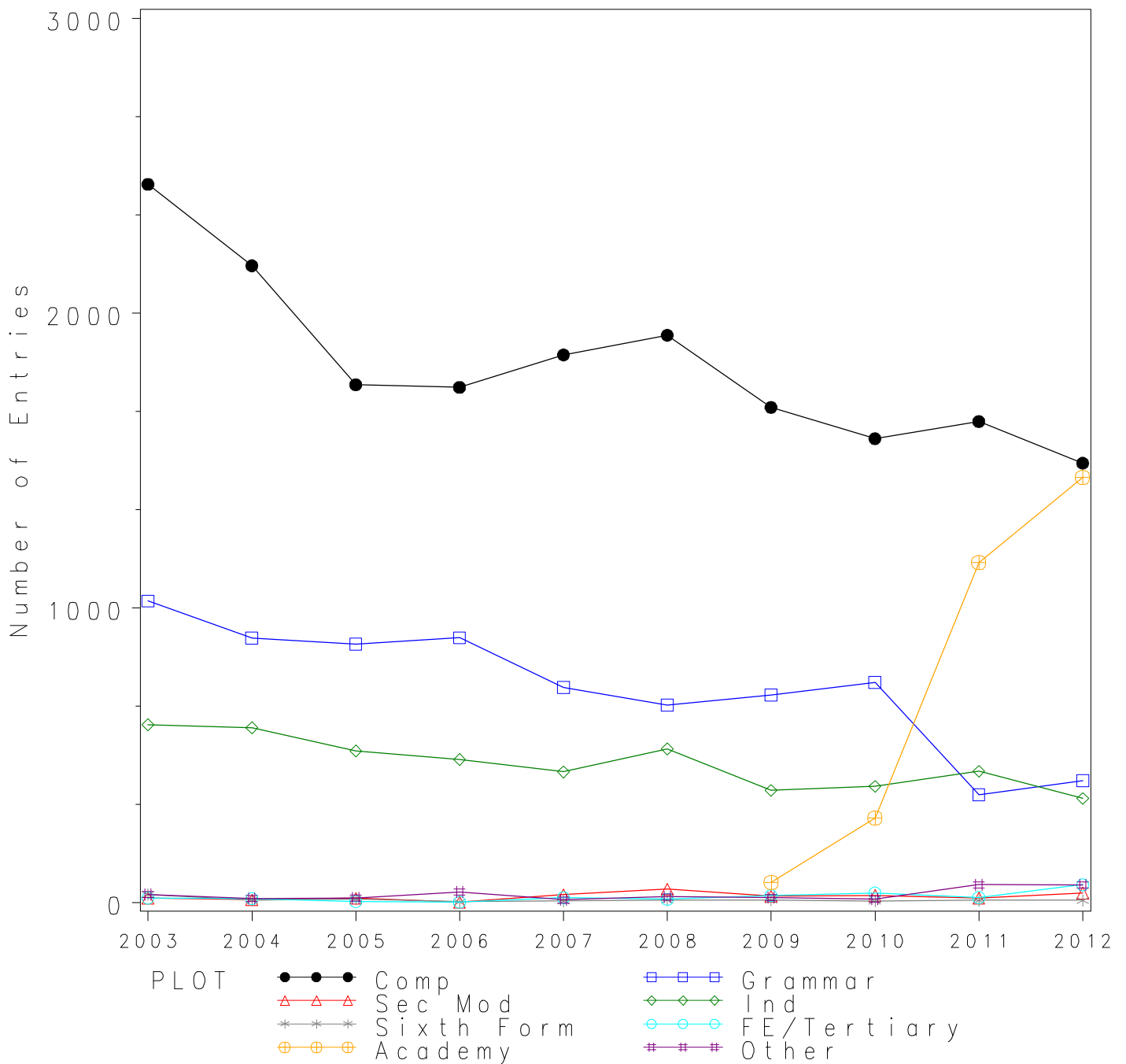
School type	2003	2004	2005	2006	2007	2008	2009	2010	2011	2012
Comprehensive	82860	83443	82797	83355	83825	81595	73925	67853	50003	43355
Grammar	3144	3434	3512	3880	4152	4243	4232	4295	2677	2285
Sec Mod	3636	3934	3878	3786	4118	4086	3614	3474	2364	1831
Independent	7038	7663	8049	8567	9321	9434	8521	8779	8701	8363
Sixth Form	67	87	27	14	15	20	14	39	26	29
FE/Tertiary	214	188	192	182	137	118	183	90	41	23
Academy	.	.	.	.	.	.	1728	2101	16294	19920
Other	536	479	393	329	365	735	367	441	480	556



*Numbers of GCSE entries in ECONOMICS by school type 2003-2012*

School type	2003	2004	2005	2006	2007	2008	2009	2010	2011	2012
Comprehensive	2437	2161	1757	1748	1858	1925	1680	1574	1632	1491
Grammar	1023	897	877	898	730	670	704	747	365	413
Sec Mod	15	9	14	1	26	45	21	24	15	32
Independent	603	593	514	485	443	521	380	394	445	353
Sixth Form	27	8	12	2	5	8	8	5	7	7
FE/Tertiary	15	13	3	1	16	11	23	32	17	60
Academy	.	.	.	.	.	.	68	287	1153	1442
Other	27	13	15	36	9	19	17	12	60	59

GCSE ECONOMICS Entries by school type 2003–2012





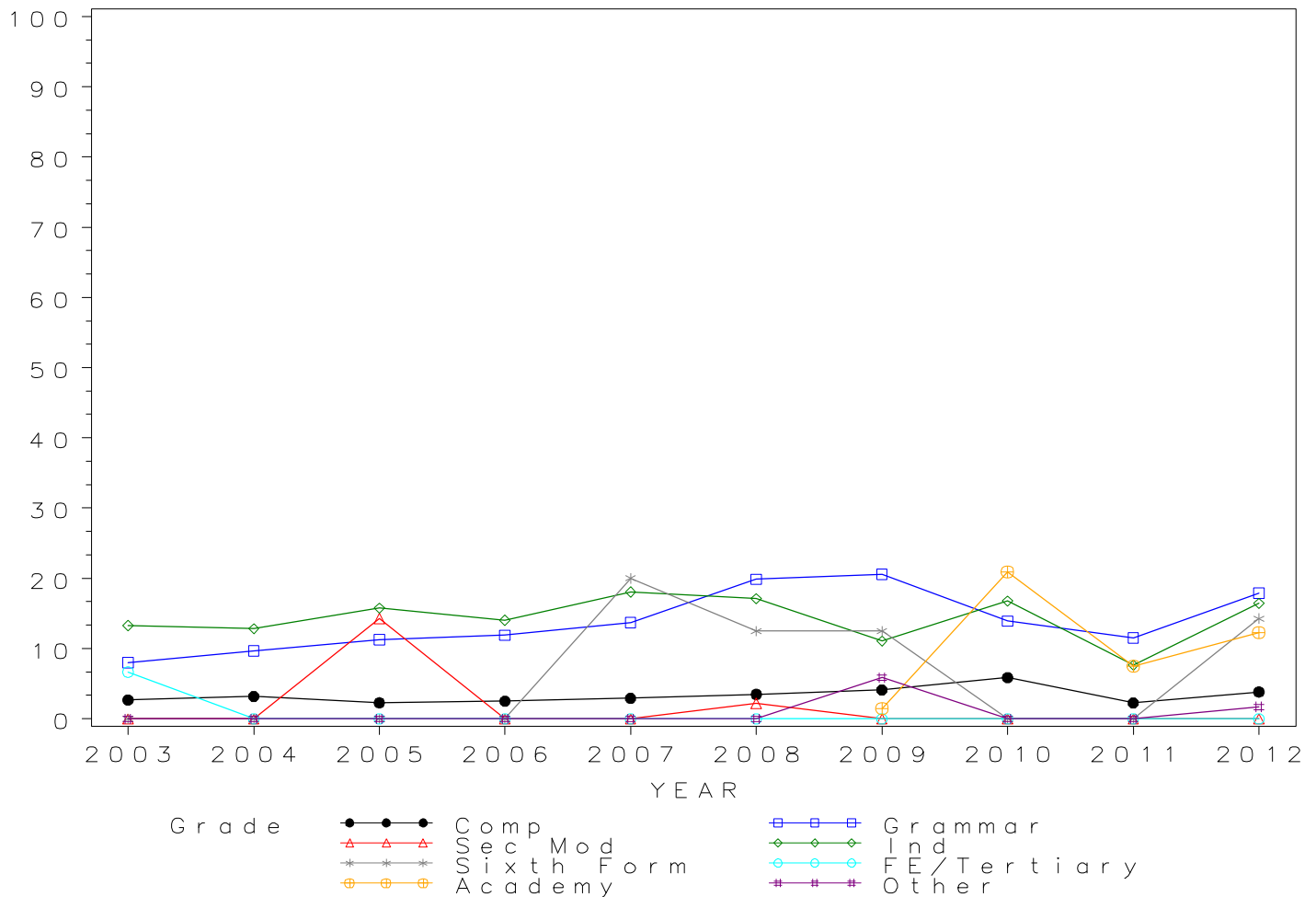
*GCSE ECONOMICS Grade A\* by school type 2003- 2012  
Cumulative Percentages*

School type	2003	2004	2005	2006	2007	2008	2009	2010	2011	2012
Comprehensive	2.7	3.2	2.3	2.5	2.9	3.5	4.1	5.8	2.3	3.8
Grammar	8.0	9.7	11.3	11.9	13.7	19.9	20.6	13.9	11.5	17.9
Sec Mod	0.0	0.0	14.3	0.0	0.0	2.2	0.0	0.0	0.0	0.0
Independent	13.3	12.8	15.8	14.0	18.1	17.1	11.1	16.8	7.6	16.4
Sixth Form	0.0	0.0	0.0	0.0	20.0	12.5	12.5	0.0	0.0	14.3
FE/Tertiary	6.7	0.0	0.0	0.0	0.0	0.0	0.0	0.0	0.0	0.0
Academy	.	.	.	.	.	.	1.5	20.9	7.5	12.3
Other	0.0	0.0	0.0	0.0	0.0	0.0	5.9	0.0	0.0	1.7

*Cumulative Numbers*

School type	2003	2004	2005	2006	2007	2008	2009	2010	2011	2012
Comprehensive	65	69	40	44	54	67	69	92	37	57
Grammar	82	87	99	107	100	133	145	104	42	74
Sec Mod	0	0	2	0	0	1	0	0	0	0
Independent	80	76	81	68	80	89	42	66	34	58
Sixth Form	0	0	0	0	1	1	1	0	0	1
FE/Tertiary	1	0	0	0	0	0	0	0	0	0
Academy	.	.	.	.	.	.	1	60	86	177
Other	0	0	0	0	0	0	1	0	0	1

Cumulative % at Grade A\* by school type



## GCSE ECONOMICS Grade A by school type 2003- 2012

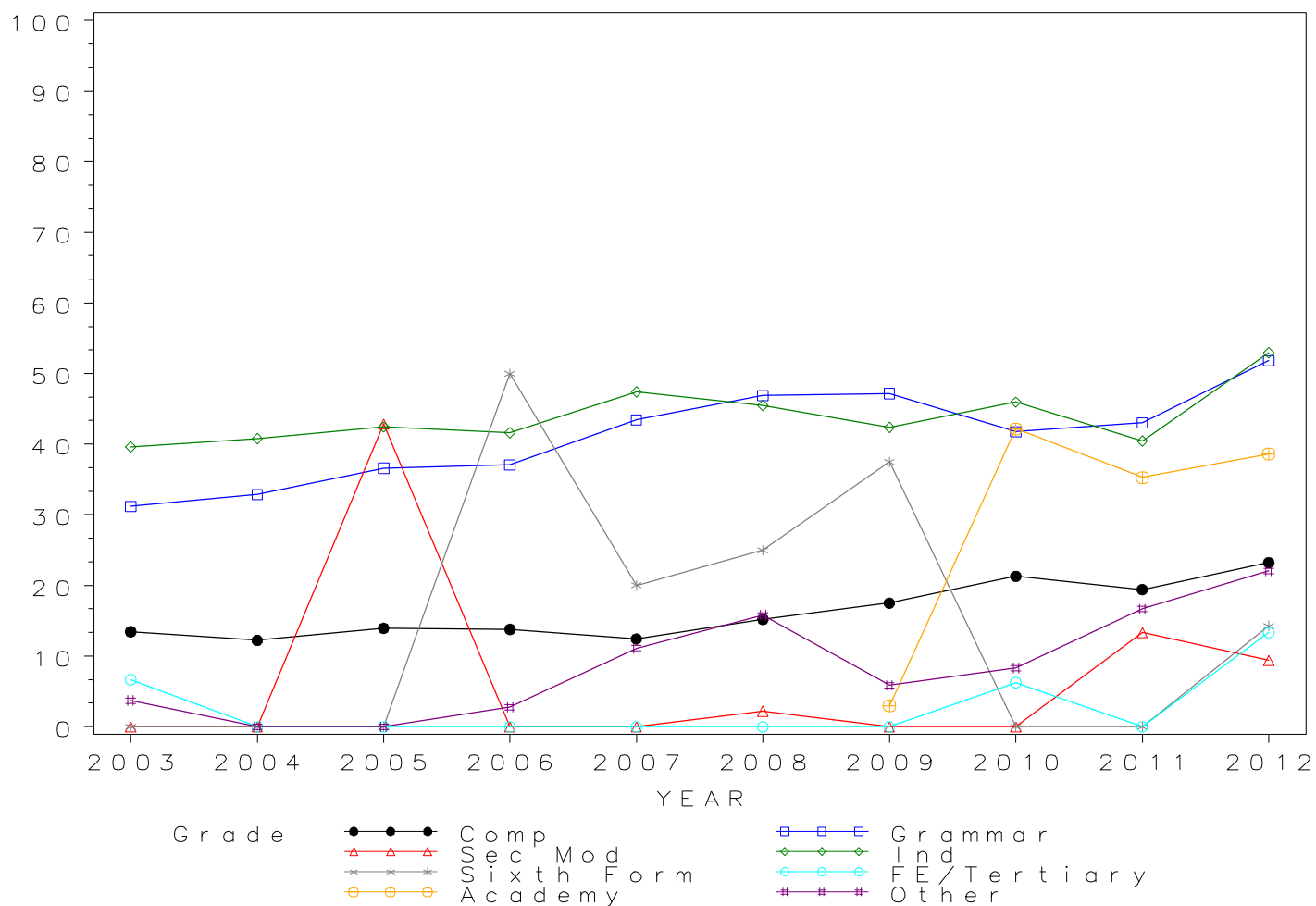
### Cumulative Percentages

School type	2003	2004	2005	2006	2007	2008	2009	2010	2011	2012
Comprehensive	13.5	12.2	13.9	13.8	12.4	15.2	17.5	21.3	19.4	23.2
Grammar	31.2	32.9	36.6	37.1	43.4	46.9	47.2	41.8	43.0	51.8
Sec Mod	0.0	0.0	42.9	0.0	0.0	2.2	0.0	0.0	13.3	9.4
Independent	39.6	40.8	42.4	41.6	47.4	45.5	42.4	45.9	40.4	53.0
Sixth Form	0.0	0.0	0.0	50.0	20.0	25.0	37.5	0.0	0.0	14.3
FE/Tertiary	6.7	0.0	0.0	0.0	0.0	0.0	0.0	6.3	0.0	13.3
Academy	.	.	.	.	.	.	2.9	42.2	35.3	38.6
Other	3.7	0.0	0.0	2.8	11.1	15.8	5.9	8.3	16.7	22.0

### Cumulative Numbers

School type	2003	2004	2005	2006	2007	2008	2009	2010	2011	2012
Comprehensive	328	264	245	241	231	293	294	335	317	346
Grammar	319	295	321	333	317	314	332	312	157	214
Sec Mod	0	0	6	0	0	1	0	0	2	3
Independent	239	242	218	202	210	237	161	181	180	187
Sixth Form	0	0	0	1	1	2	3	0	0	1
FE/Tertiary	1	0	0	0	0	0	0	2	0	8
Academy	.	.	.	.	.	.	2	121	407	557
Other	1	0	0	1	1	3	1	1	10	13

Cumulative % at Grade A by school type



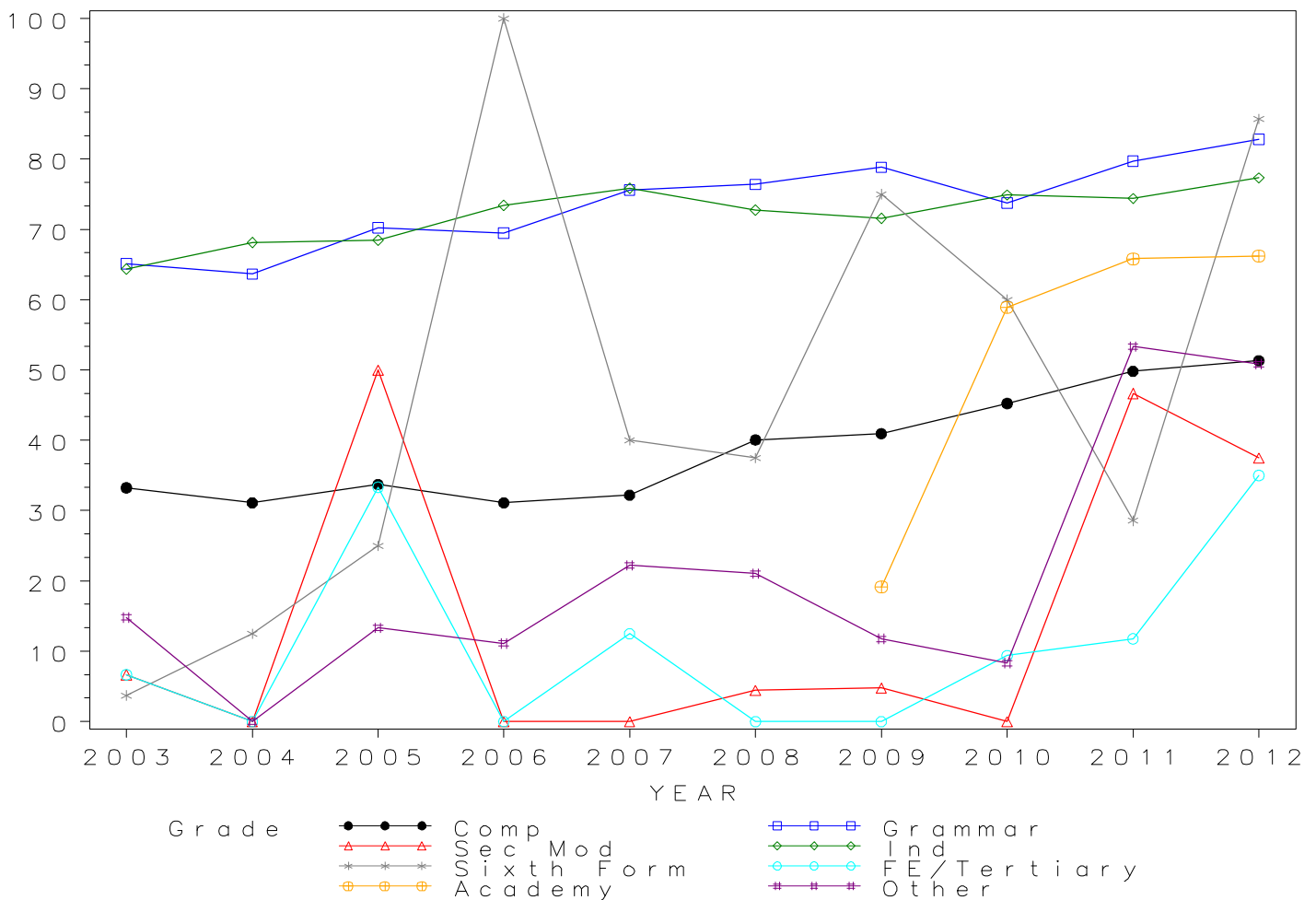
*GCSE ECONOMICS Grade B by school type 2003- 2012  
Cumulative Percentages*

School type	2003	2004	2005	2006	2007	2008	2009	2010	2011	2012
Comprehensive	33.2	31.1	33.7	31.1	32.2	40.1	41.0	45.2	49.8	51.3
Grammar	65.1	63.7	70.2	69.5	75.6	76.4	78.8	73.8	79.7	82.8
Sec Mod	6.7	0.0	50.0	0.0	0.0	4.4	4.8	0.0	46.7	37.5
Independent	64.3	68.1	68.5	73.4	75.8	72.7	71.6	74.9	74.4	77.3
Sixth Form	3.7	12.5	25.0	100.0	40.0	37.5	75.0	60.0	28.6	85.7
FE/Tertiary	6.7	0.0	33.3	0.0	12.5	0.0	0.0	9.4	11.8	35.0
Academy	.	.	.	.	.	.	19.1	58.9	65.8	66.2
Other	14.8	0.0	13.3	11.1	22.2	21.1	11.8	8.3	53.3	50.8

*Cumulative Numbers*

School type	2003	2004	2005	2006	2007	2008	2009	2010	2011	2012
Comprehensive	810	672	592	544	598	771	688	712	813	765
Grammar	666	571	616	624	552	512	555	551	291	342
Sec Mod	1	0	7	0	0	2	1	0	7	12
Independent	388	404	352	356	336	379	272	295	331	273
Sixth Form	1	1	3	2	2	3	6	3	2	6
FE/Tertiary	1	0	1	0	2	0	0	3	2	21
Academy	.	.	.	.	.	.	13	169	759	955
Other	4	0	2	4	2	4	2	1	32	30

Cumulative % at Grade B by school type



## GCSE ECONOMICS Grade C by school type 2003- 2012

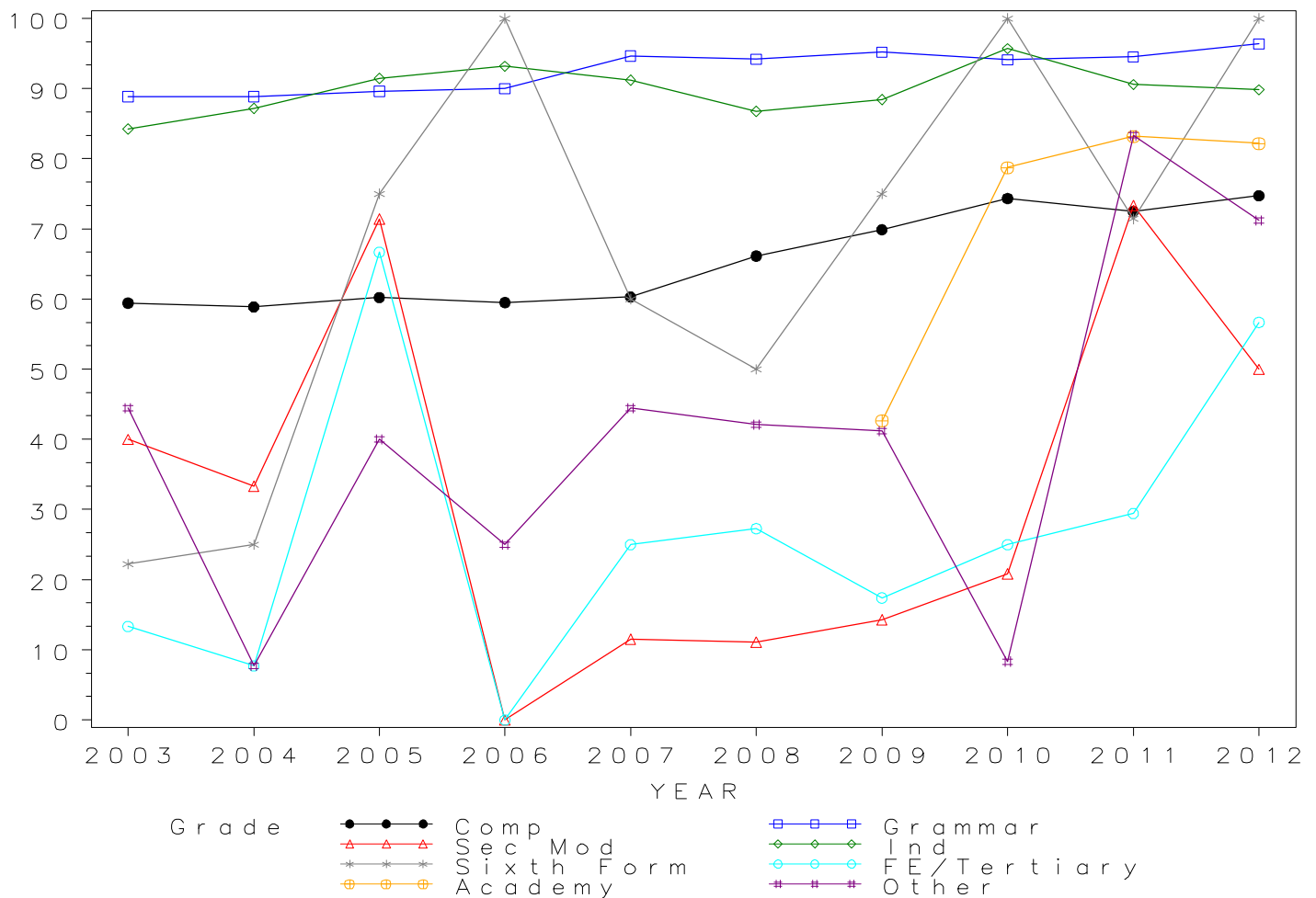
### Cumulative Percentages

School type	2003	2004	2005	2006	2007	2008	2009	2010	2011	2012
Comprehensive	59.4	58.9	60.2	59.5	60.3	66.1	69.9	74.3	72.5	74.7
Grammar	88.9	88.9	89.6	90.0	94.7	94.2	95.2	94.1	94.5	96.4
Sec Mod	40.0	33.3	71.4	0.0	11.5	11.1	14.3	20.8	73.3	50.0
Independent	84.2	87.2	91.4	93.2	91.2	86.8	88.4	95.7	90.6	89.8
Sixth Form	22.2	25.0	75.0	100.0	60.0	50.0	75.0	100.0	71.4	100.0
FE/Tertiary	13.3	7.7	66.7	0.0	25.0	27.3	17.4	25.0	29.4	56.7
Academy	.	.	.	.	.	.	42.6	78.7	83.2	82.2
Other	44.4	7.7	40.0	25.0	44.4	42.1	41.2	8.3	83.3	71.2

### Cumulative Numbers

School type	2003	2004	2005	2006	2007	2008	2009	2010	2011	2012
Comprehensive	1448	1272	1058	1040	1120	1273	1174	1170	1183	1114
Grammar	909	797	786	808	691	631	670	703	345	398
Sec Mod	6	3	10	0	3	5	3	5	11	16
Independent	508	517	470	452	404	452	336	377	403	317
Sixth Form	6	2	9	2	3	4	6	5	5	7
FE/Tertiary	2	1	2	0	4	3	4	8	5	34
Academy	.	.	.	.	.	.	29	226	959	1185
Other	12	1	6	9	4	8	7	1	50	42

Cumulative % at Grade C by school type

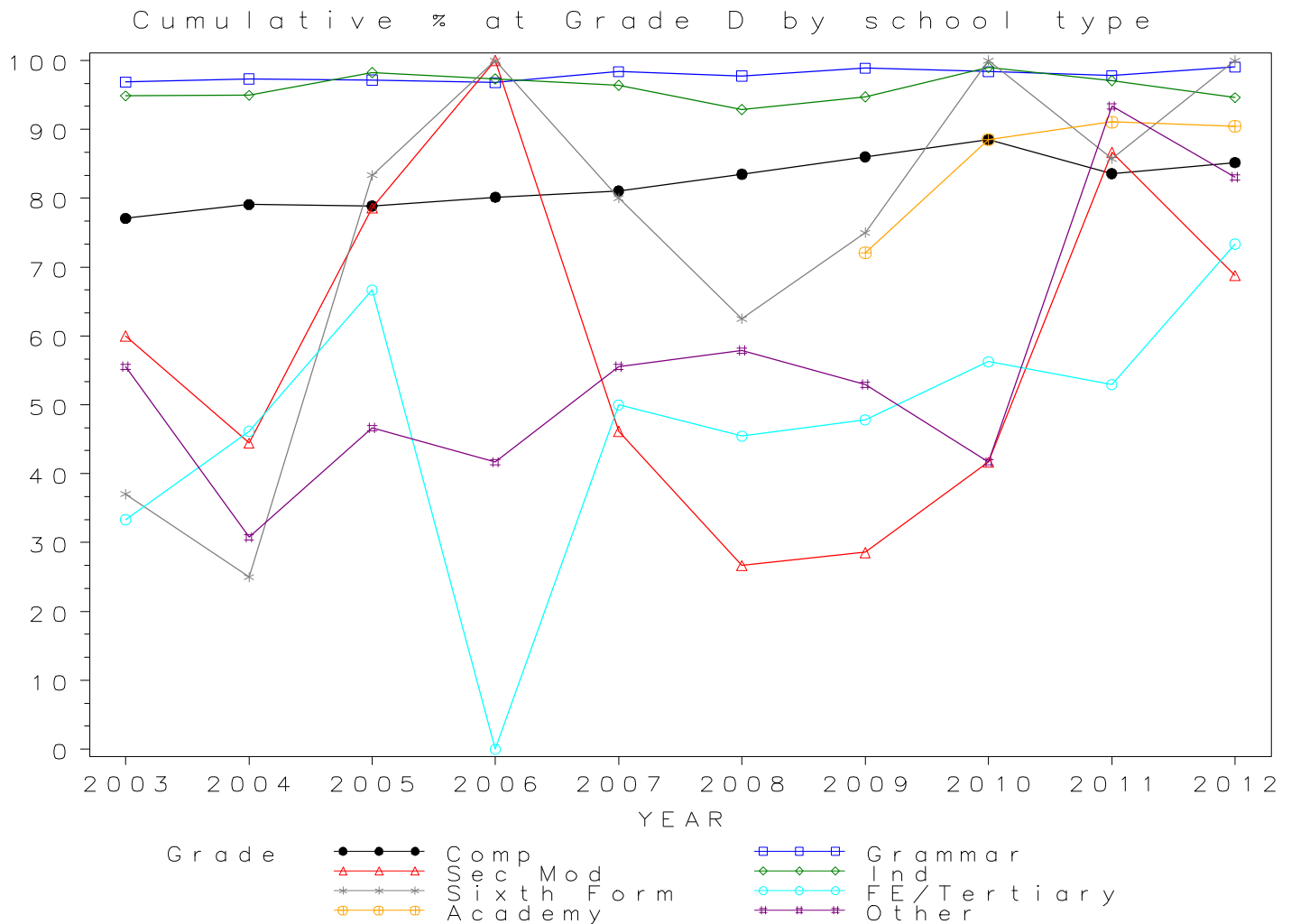


## GCSE ECONOMICS Grade D by school type 2003- 2012 Cumulative Percentages

School type	2003	2004	2005	2006	2007	2008	2009	2010	2011	2012
Comprehensive	77.1	79.1	78.9	80.1	81.1	83.5	86.0	88.5	83.6	85.2
Grammar	96.9	97.3	97.1	96.8	98.4	97.8	98.9	98.4	97.8	99.0
Sec Mod	60.0	44.4	78.6	100.0	46.2	26.7	28.6	41.7	86.7	68.8
Independent	94.9	94.9	98.2	97.3	96.4	92.9	94.7	99.0	97.1	94.6
Sixth Form	37.0	25.0	83.3	100.0	80.0	62.5	75.0	100.0	85.7	100.0
FE/Tertiary	33.3	46.2	66.7	0.0	50.0	45.5	47.8	56.3	52.9	73.3
Academy	.	.	.	.	.	.	72.1	88.5	91.1	90.4
Other	55.6	30.8	46.7	41.7	55.6	57.9	52.9	41.7	93.3	83.1

### Cumulative Numbers

School type	2003	2004	2005	2006	2007	2008	2009	2010	2011	2012
Comprehensive	1878	1709	1386	1401	1506	1607	1445	1393	1364	1270
Grammar	991	873	852	869	718	655	696	735	357	409
Sec Mod	9	4	11	1	12	12	6	10	13	22
Independent	572	563	505	472	427	484	360	390	432	334
Sixth Form	10	2	10	2	4	5	6	5	6	7
FE/Tertiary	5	6	2	0	8	5	11	18	9	44
Academy	.	.	.	.	.	.	49	254	1050	1304
Other	15	4	7	15	5	11	9	5	56	49



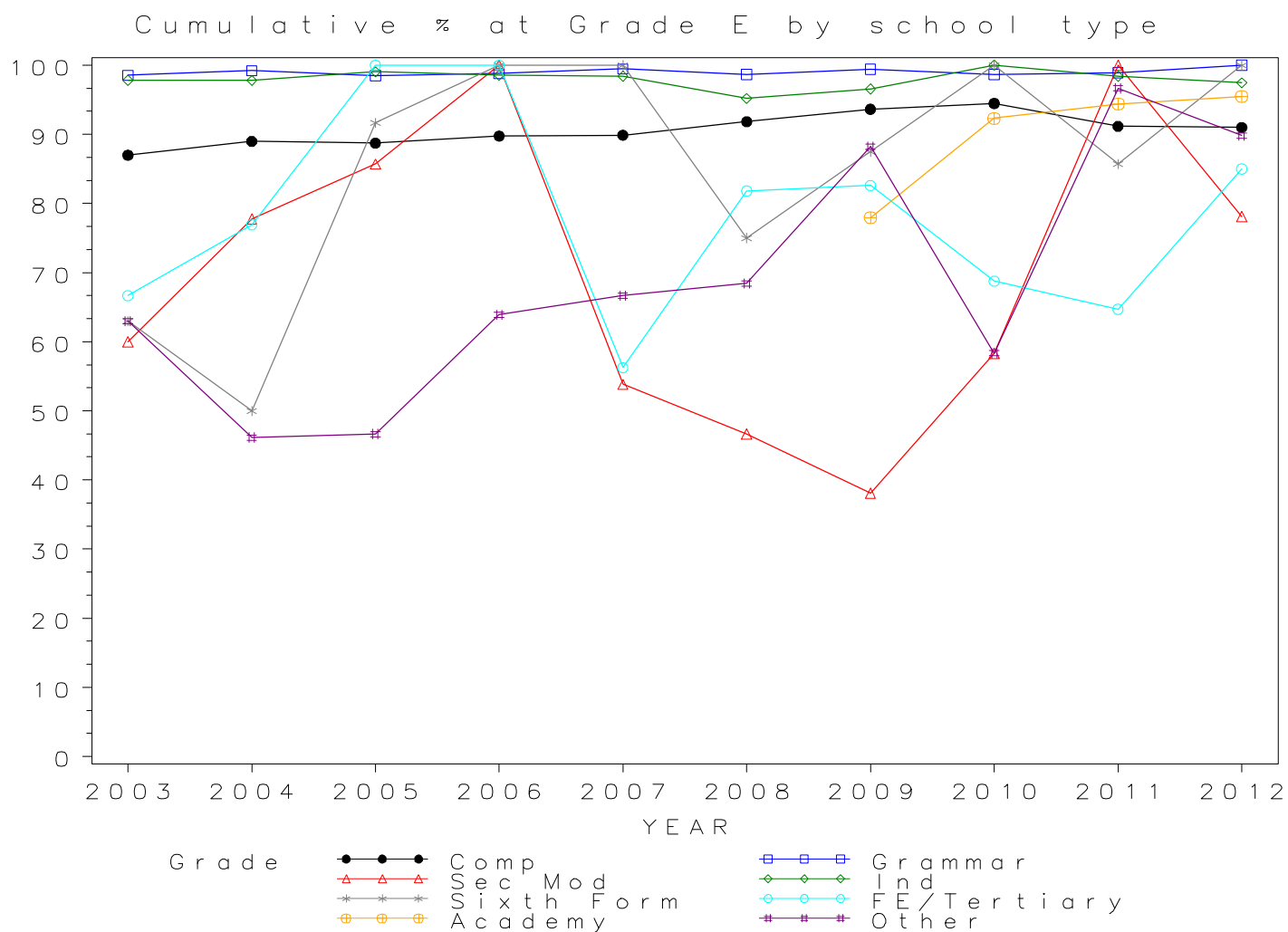
## GCSE ECONOMICS Grade E by school type 2003- 2012

### Cumulative Percentages

School type	2003	2004	2005	2006	2007	2008	2009	2010	2011	2012
Comprehensive	87.0	89.0	88.7	89.8	89.9	91.8	93.6	94.5	91.2	91.0
Grammar	98.5	99.2	98.5	98.8	99.5	98.7	99.4	98.7	98.9	100.0
Sec Mod	60.0	77.8	85.7	100.0	53.8	46.7	38.1	58.3	100.0	78.1
Independent	97.8	97.8	99.0	98.6	98.4	95.2	96.6	100.0	98.4	97.5
Sixth Form	63.0	50.0	91.7	100.0	100.0	75.0	87.5	100.0	85.7	100.0
FE/Tertiary	66.7	76.9	100.0	100.0	56.3	81.8	82.6	68.8	64.7	85.0
Academy	.	.	.	.	.	.	77.9	92.3	94.4	95.5
Other	63.0	46.2	46.7	63.9	66.7	68.4	88.2	58.3	96.7	89.8

### Cumulative Numbers

School type	2003	2004	2005	2006	2007	2008	2009	2010	2011	2012
Comprehensive	2120	1923	1559	1569	1670	1768	1573	1487	1488	1357
Grammar	1008	890	864	887	726	661	700	737	361	413
Sec Mod	9	7	12	1	14	21	8	14	15	25
Independent	590	580	509	478	436	496	367	394	438	344
Sixth Form	17	4	11	2	5	6	7	5	6	7
FE/Tertiary	10	10	3	1	9	9	19	22	11	51
Academy	.	.	.	.	.	.	53	265	1088	1377
Other	17	6	7	23	6	13	15	7	58	53



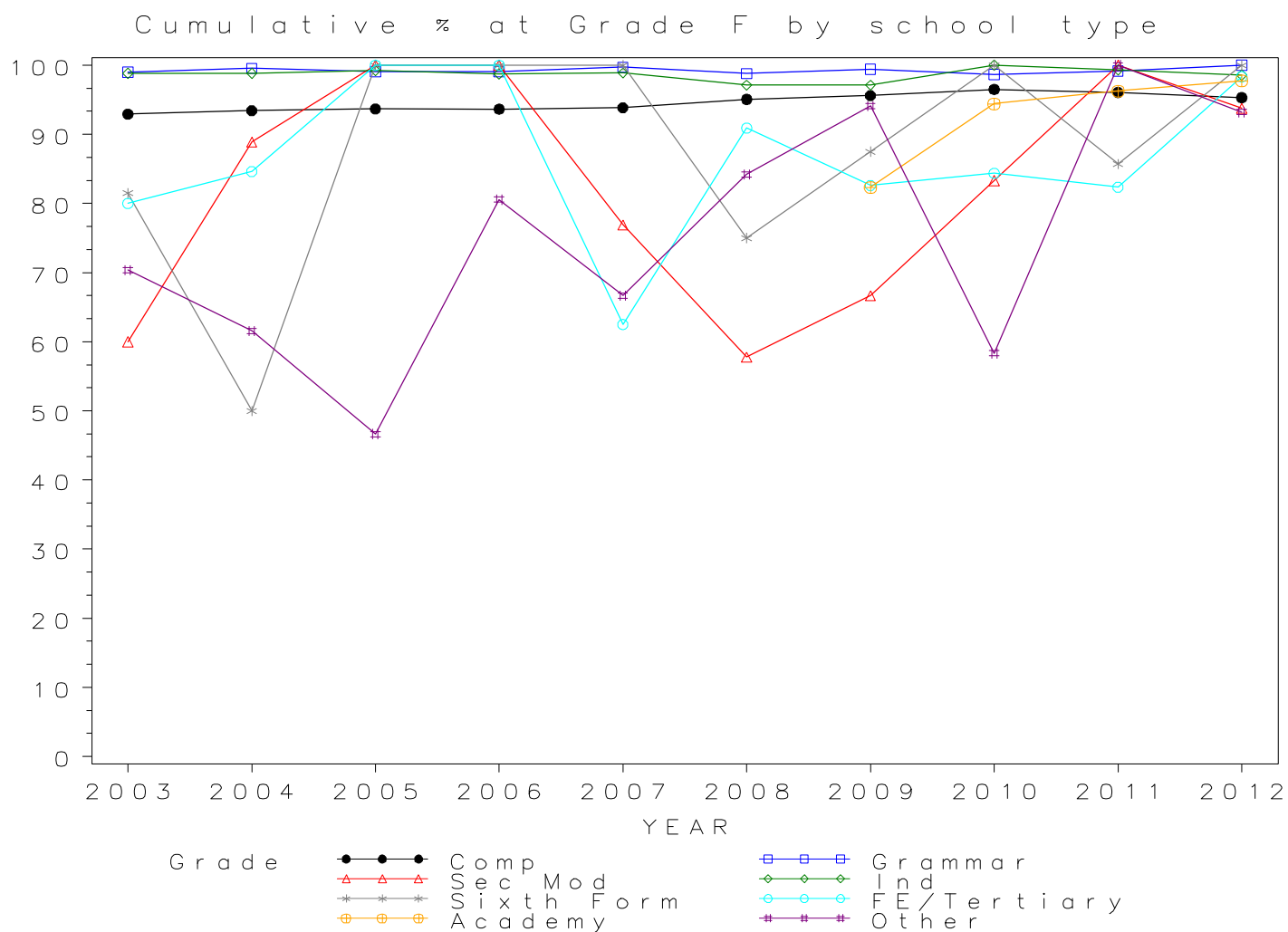
## GCSE ECONOMICS Grade F by school type 2003- 2012

### Cumulative Percentages

School type	2003	2004	2005	2006	2007	2008	2009	2010	2011	2012
Comprehensive	92.9	93.4	93.7	93.6	93.9	95.1	95.6	96.5	96.1	95.3
Grammar	99.0	99.6	99.1	99.1	99.7	98.8	99.4	98.7	99.2	100.0
Sec Mod	60.0	88.9	100.0	100.0	76.9	57.8	66.7	83.3	100.0	93.8
Independent	98.8	98.8	99.2	98.8	98.9	97.1	97.1	100.0	99.3	98.6
Sixth Form	81.5	50.0	100.0	100.0	100.0	75.0	87.5	100.0	85.7	100.0
FE/Tertiary	80.0	84.6	100.0	100.0	62.5	90.9	82.6	84.4	82.4	98.3
Academy	.	.	.	.	.	.	82.4	94.4	96.3	97.7
Other	70.4	61.5	46.7	80.6	66.7	84.2	94.1	58.3	100.0	93.2

### Cumulative Numbers

School type	2003	2004	2005	2006	2007	2008	2009	2010	2011	2012
Comprehensive	2265	2019	1646	1637	1744	1830	1606	1519	1568	1421
Grammar	1013	893	869	890	728	662	700	737	362	413
Sec Mod	9	8	14	1	20	26	14	20	15	30
Independent	596	586	510	479	438	506	369	394	442	348
Sixth Form	22	4	12	2	5	6	7	5	6	7
FE/Tertiary	12	11	3	1	10	10	19	27	14	59
Academy	.	.	.	.	.	.	56	271	1110	1409
Other	19	8	7	29	6	16	16	7	60	55

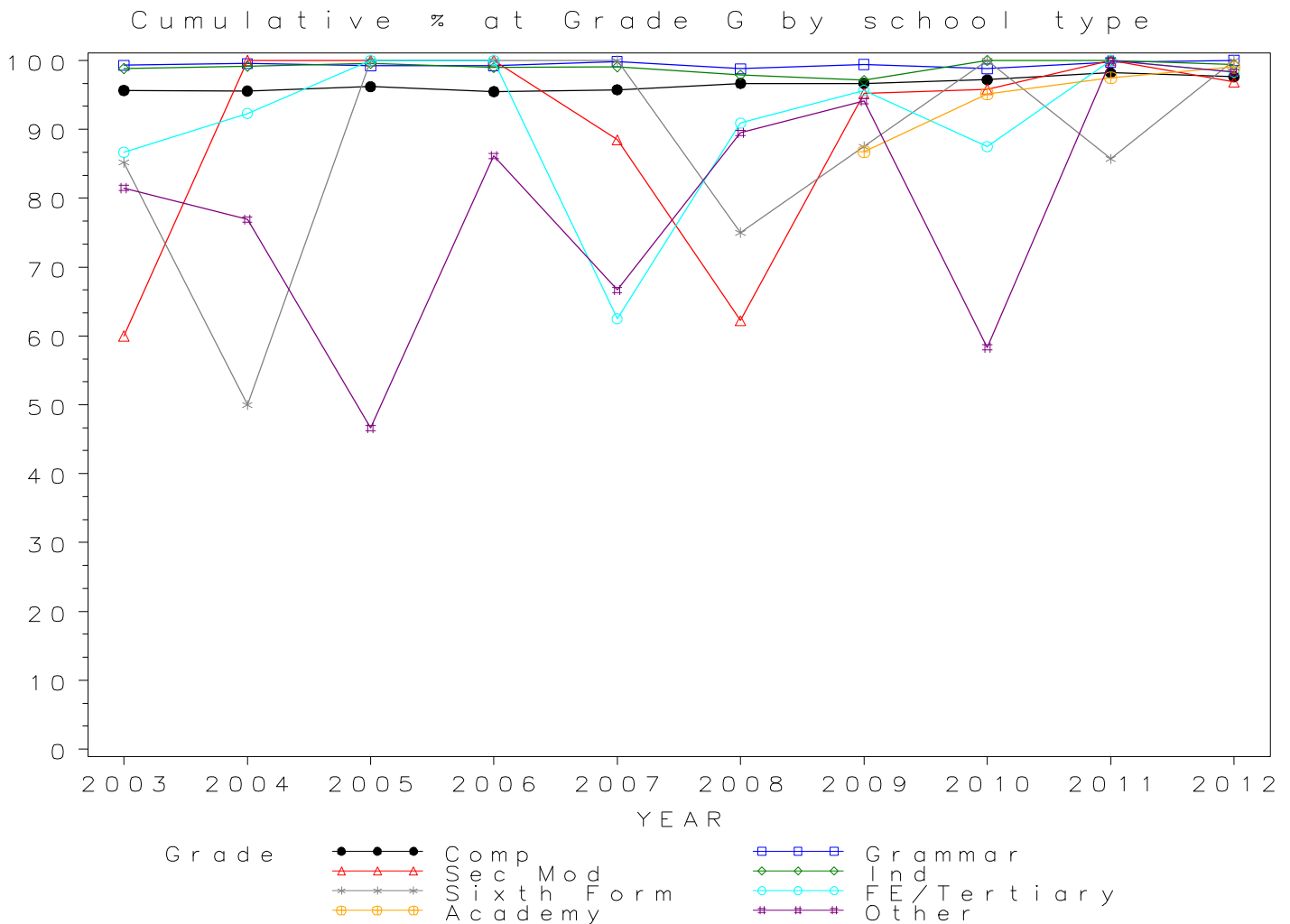


*GCSE ECONOMICS Grade G by school type 2003- 2012  
Cumulative Percentages*

School type	2003	2004	2005	2006	2007	2008	2009	2010	2011	2012
Comprehensive	95.7	95.6	96.2	95.5	95.7	96.7	96.7	97.2	98.2	97.7
Grammar	99.3	99.6	99.2	99.2	99.9	98.8	99.4	98.8	99.7	100.0
Sec Mod	60.0	100.0	100.0	100.0	88.5	62.2	95.2	95.8	100.0	96.9
Independent	98.8	99.2	99.6	99.0	99.1	97.9	97.1	100.0	100.0	99.4
Sixth Form	85.2	50.0	100.0	100.0	100.0	75.0	87.5	100.0	85.7	100.0
FE/Tertiary	86.7	92.3	100.0	100.0	62.5	90.9	95.7	87.5	100.0	98.3
Academy	.	.	.	.	.	.	86.8	95.1	97.5	99.0
Other	81.5	76.9	46.7	86.1	66.7	89.5	94.1	58.3	100.0	98.3

*Cumulative Numbers*

School type	2003	2004	2005	2006	2007	2008	2009	2010	2011	2012
Comprehensive	2331	2065	1690	1669	1779	1861	1624	1530	1603	1456
Grammar	1016	893	870	891	729	662	700	738	364	413
Sec Mod	9	9	14	1	23	28	20	23	15	31
Independent	596	588	512	480	439	510	369	394	445	351
Sixth Form	23	4	12	2	5	6	7	5	6	7
FE/Tertiary	13	12	3	1	10	10	22	28	17	59
Academy	.	.	.	.	.	.	59	273	1124	1428
Other	22	10	7	31	6	17	16	7	60	58

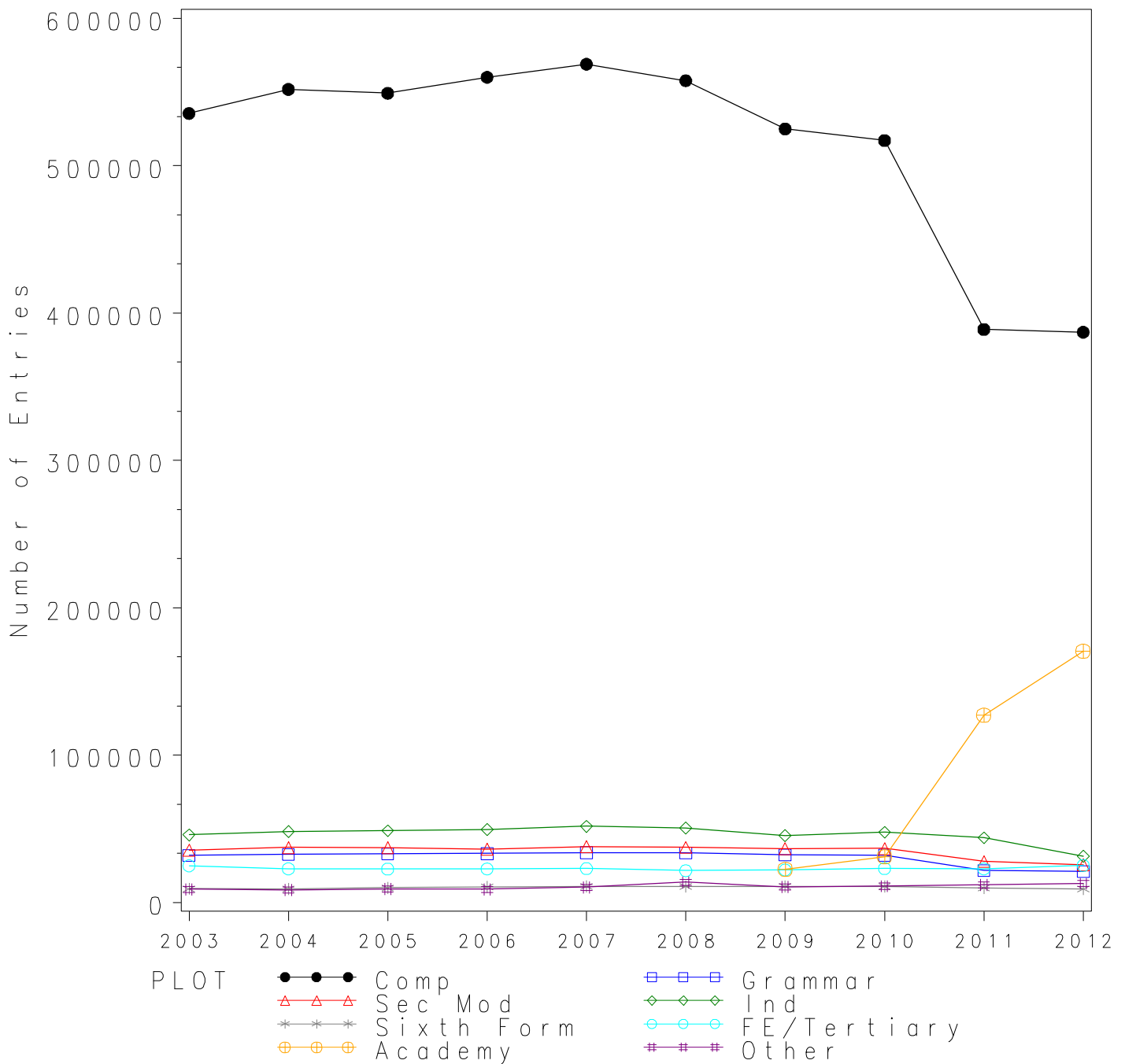




*Numbers of GCSE entries in ENGLISH by school type 2003-2012*

School type	2003	2004	2005	2006	2007	2008	2009	2010	2011	2012
Comprehensive	535549	551838	549220	560099	568966	557766	525036	517153	388936	387027
Grammar	31919	32615	32971	33203	33702	33643	32292	31974	21679	20987
Sec Mod	35504	37327	37152	36204	37922	37408	36572	36635	27860	25628
Independent	45864	48092	48687	49546	51675	50495	45458	47671	43931	31408
Sixth Form	9303	9217	9947	10506	10900	10826	10794	10778	9865	9030
FE/Tertiary	24912	22793	22655	22780	22975	21571	22061	23055	22785	25103
Academy	.	.	.	.	.	.	22333	30877	127133	170417
Other	8932	8542	9119	8937	10315	13708	10528	11054	11921	12785

GCSE ENGLISH Entries by school type 2003–2012



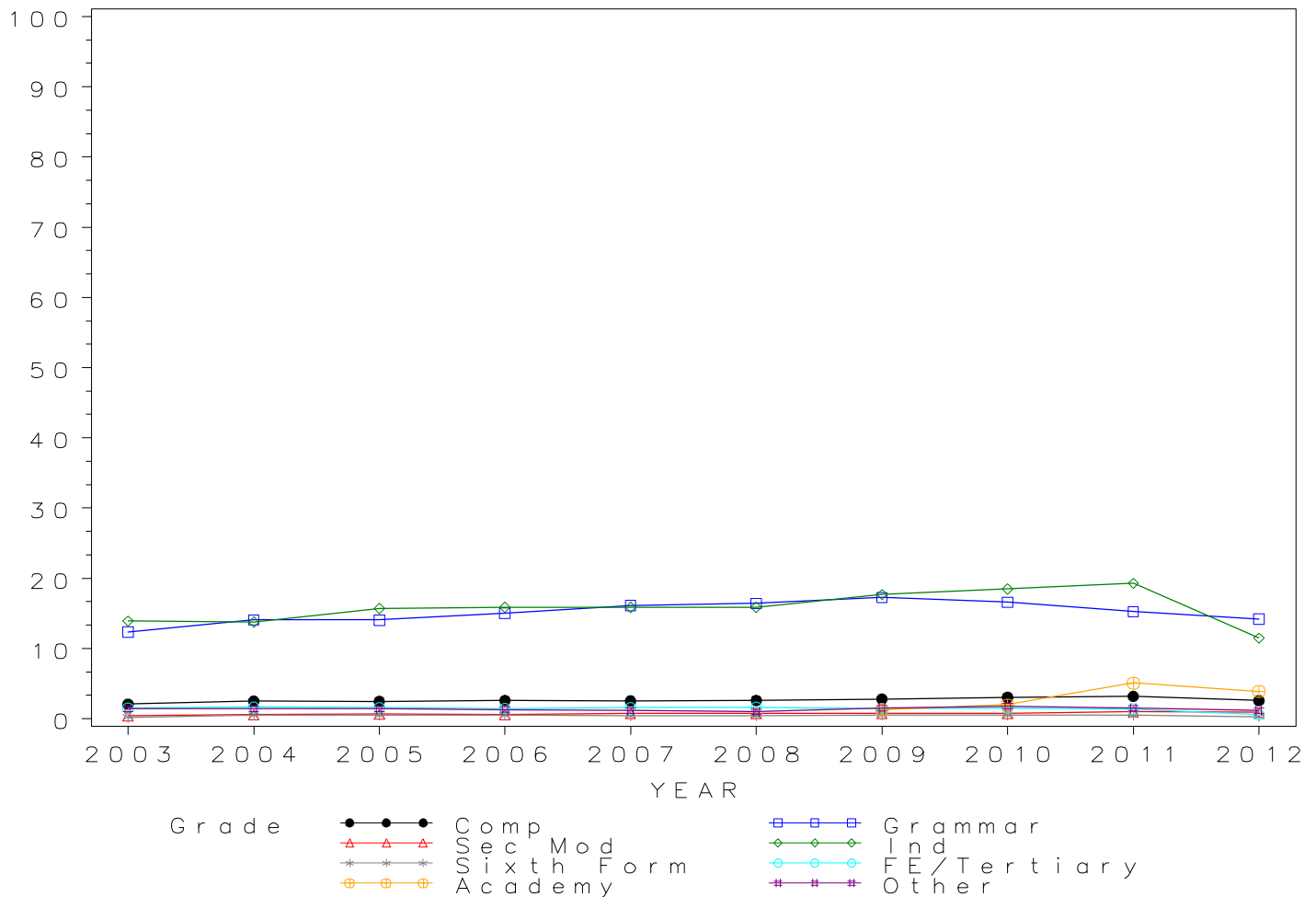
*GCSE ENGLISH Grade A\* by school type 2003- 2012  
Cumulative Percentages*

School type	2003	2004	2005	2006	2007	2008	2009	2010	2011	2012
Comprehensive	2.1	2.5	2.5	2.6	2.5	2.6	2.8	3.1	3.2	2.6
Grammar	12.3	14.1	14.1	15.1	16.1	16.4	17.3	16.6	15.2	14.2
Sec Mod	0.4	0.6	0.7	0.6	0.8	0.8	0.8	0.8	1.0	0.9
Independent	13.9	13.8	15.7	15.9	15.9	15.9	17.7	18.5	19.3	11.5
Sixth Form	0.2	0.5	0.5	0.5	0.4	0.4	0.5	0.5	0.5	0.3
FE/Tertiary	1.5	1.7	1.6	1.5	1.6	1.6	1.5	1.5	1.4	0.6
Academy	.	.	.	.	.	.	1.3	2.0	5.1	3.9
Other	1.4	1.4	1.4	1.3	1.2	1.0	1.5	1.8	1.5	1.2

*Cumulative Numbers*

School type	2003	2004	2005	2006	2007	2008	2009	2010	2011	2012
Comprehensive	11246	13948	13577	14642	14476	14590	14794	15796	12446	9953
Grammar	3940	4593	4636	5002	5438	5531	5575	5312	3306	2985
Sec Mod	149	211	247	224	303	283	283	293	281	238
Independent	6375	6637	7644	7878	8216	8029	8046	8819	8479	3612
Sixth Form	19	46	50	53	44	43	54	54	49	27
FE/Tertiary	381	383	355	337	361	352	321	342	314	141
Academy	.	.	.	.	.	.	290	618	6484	6646
Other	125	120	128	116	124	137	158	199	179	153

Cumulative % at Grade A\* by school type



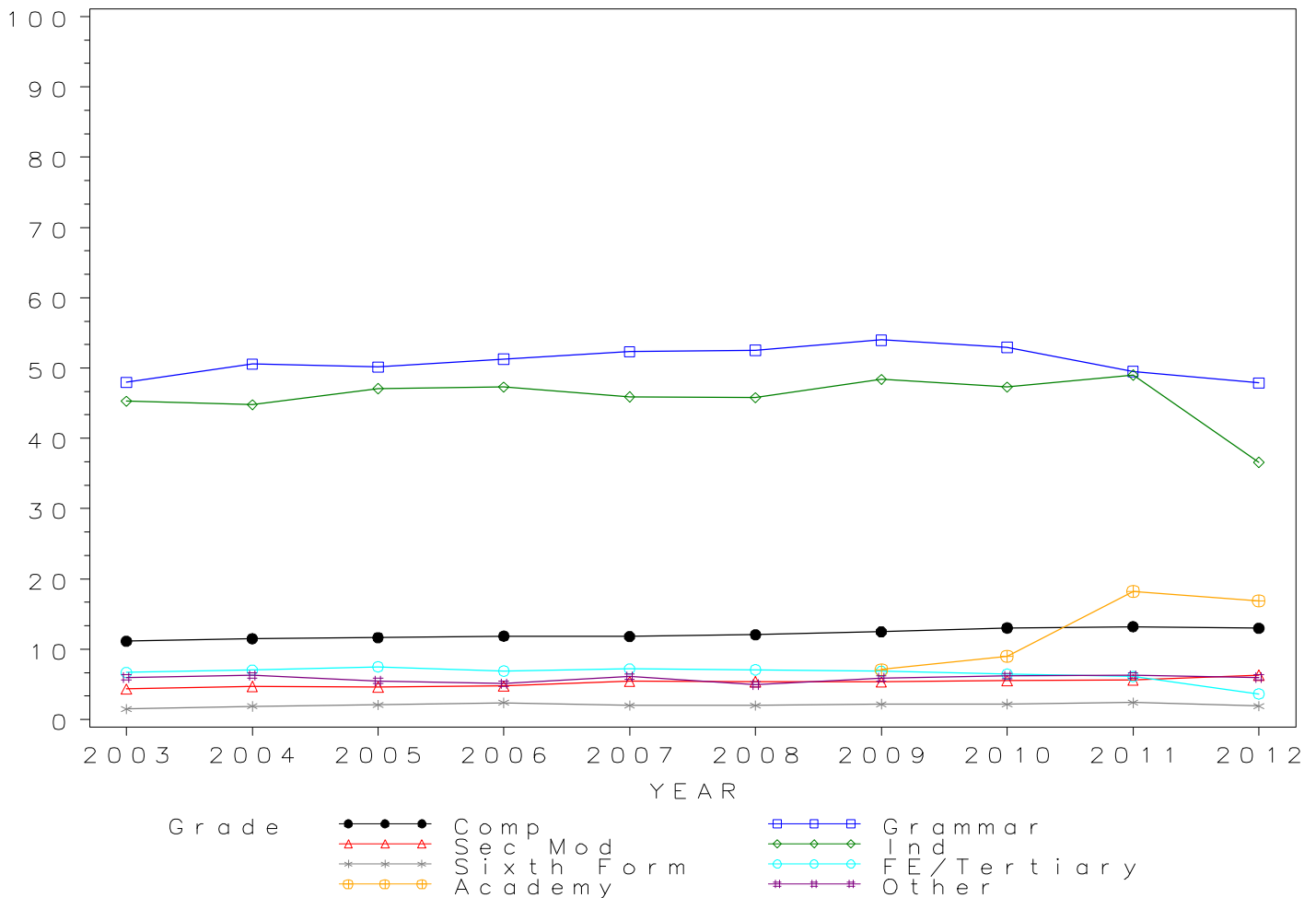
*GCSE ENGLISH Grade A by school type 2003- 2012  
Cumulative Percentages*

School type	2003	2004	2005	2006	2007	2008	2009	2010	2011	2012
Comprehensive	11.1	11.5	11.7	11.9	11.8	12.1	12.5	13.0	13.2	13.0
Grammar	48.0	50.6	50.1	51.3	52.3	52.5	54.0	53.0	49.5	47.9
Sec Mod	4.4	4.7	4.6	4.8	5.4	5.4	5.4	5.6	5.7	6.3
Independent	45.3	44.8	47.1	47.3	45.9	45.8	48.4	47.3	49.0	36.6
Sixth Form	1.5	1.9	2.1	2.4	2.0	2.0	2.2	2.2	2.4	1.9
FE/Tertiary	6.7	7.0	7.5	6.9	7.2	7.1	6.9	6.5	6.1	3.7
Academy	.	.	.	.	.	.	7.1	9.0	18.2	16.9
Other	6.0	6.3	5.5	5.1	6.1	5.0	5.9	6.2	6.3	6.0

*Cumulative Numbers*

School type	2003	2004	2005	2006	2007	2008	2009	2010	2011	2012
Comprehensive	59645	63493	64092	66483	67172	67421	65507	67415	51421	50314
Grammar	15309	16489	16531	17033	17629	17678	17433	16936	10735	10045
Sec Mod	1552	1765	1720	1728	2065	2028	1957	2043	1579	1618
Independent	20776	21545	22932	23435	23719	23127	22002	22548	21526	11495
Sixth Form	140	175	209	252	218	217	237	237	237	172
FE/Tertiary	1667	1603	1701	1575	1659	1529	1517	1492	1400	917
Academy	.	.	.	.	.	.	1586	2779	23138	28800
Other	536	538	502	456	629	685	621	685	751	767

Cumulative % at Grade A by school type



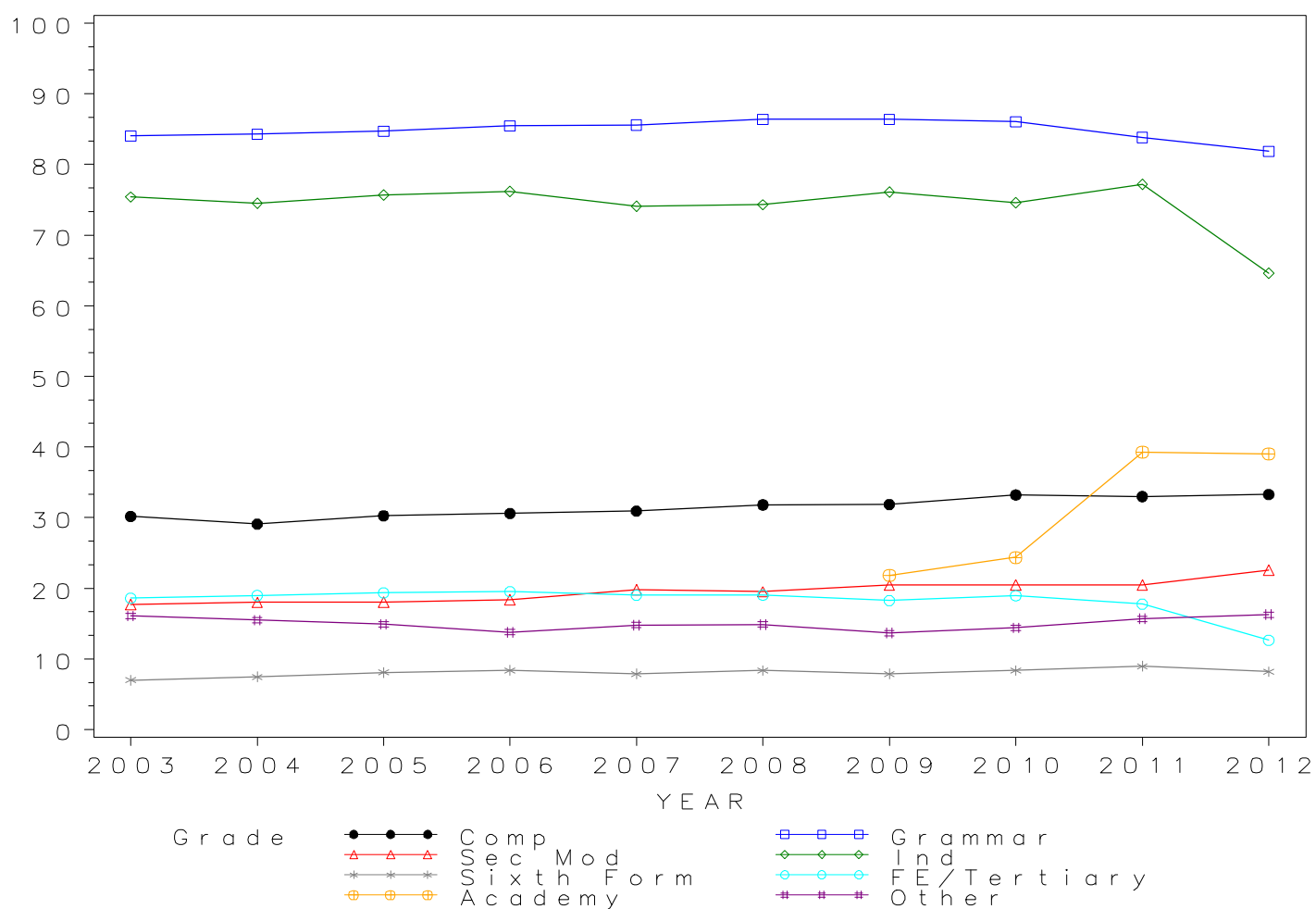
## GCSE ENGLISH Grade B by school type 2003- 2012 Cumulative Percentages

School type	2003	2004	2005	2006	2007	2008	2009	2010	2011	2012
Comprehensive	30.2	29.1	30.3	30.6	30.9	31.8	31.9	33.2	33.0	33.3
Grammar	84.0	84.3	84.7	85.5	85.6	86.4	86.4	86.0	83.8	81.9
Sec Mod	17.7	18.0	18.1	18.4	19.8	19.5	20.4	20.5	20.5	22.6
Independent	75.4	74.5	75.7	76.2	74.1	74.3	76.1	74.6	77.2	64.6
Sixth Form	7.0	7.5	8.1	8.4	7.9	8.4	7.9	8.4	9.0	8.2
FE/Tertiary	18.6	19.0	19.4	19.5	19.0	19.1	18.3	19.0	17.8	12.6
Academy	.	.	.	.	.	.	21.8	24.4	39.3	39.0
Other	16.1	15.5	14.9	13.8	14.8	14.9	13.7	14.4	15.7	16.3

## Cumulative Numbers

School type	2003	2004	2005	2006	2007	2008	2009	2010	2011	2012
Comprehensive	161705	160626	166355	171366	176063	177514	167397	171830	128357	128767
Grammar	26817	27490	27926	28377	28840	29056	27895	27512	18169	17179
Sec Mod	6295	6728	6708	6663	7526	7311	7476	7510	5711	5787
Independent	34581	35829	36856	37754	38291	37518	34594	35563	33915	20290
Sixth Form	651	691	806	883	861	909	853	905	888	740
FE/Tertiary	4633	4330	4384	4450	4376	4110	4035	4375	4048	3175
Academy	.	.	.	.	.	.	4869	7534	49963	66463
Other	1438	1324	1359	1233	1527	2042	1442	1592	1872	2084

Cumulative % at Grade B by school type



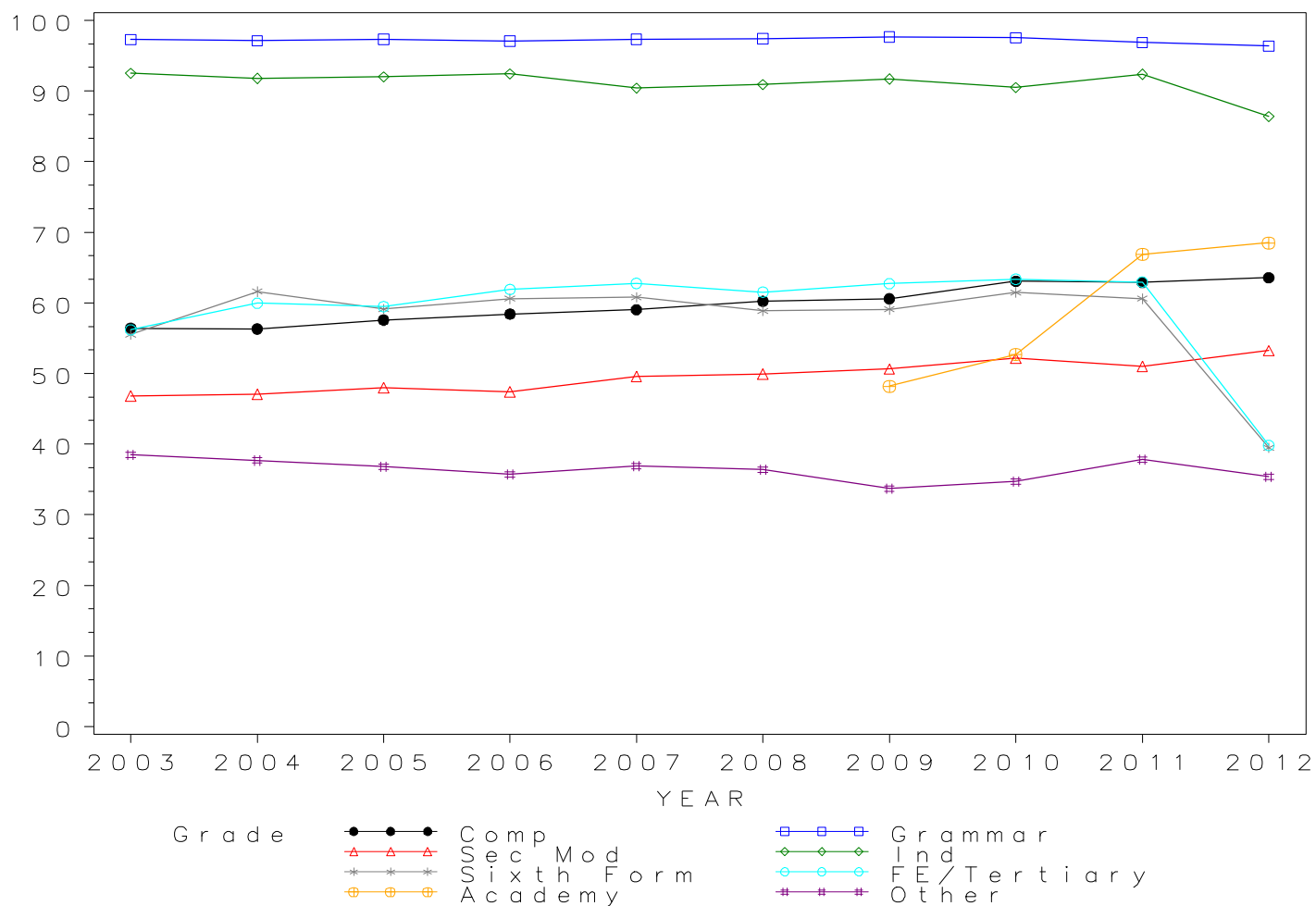
## GCSE ENGLISH Grade C by school type 2003- 2012 Cumulative Percentages

School type	2003	2004	2005	2006	2007	2008	2009	2010	2011	2012
Comprehensive	56.4	56.3	57.6	58.4	59.0	60.2	60.6	63.1	62.9	63.6
Grammar	97.3	97.1	97.3	97.1	97.3	97.4	97.7	97.5	96.9	96.4
Sec Mod	46.9	47.1	48.0	47.4	49.6	49.9	50.6	52.2	51.0	53.2
Independent	92.5	91.8	92.0	92.4	90.4	90.9	91.7	90.5	92.4	86.4
Sixth Form	55.5	61.6	59.1	60.6	60.8	58.9	59.1	61.5	60.6	39.5
FE/Tertiary	56.2	60.0	59.5	61.9	62.8	61.5	62.7	63.3	63.0	39.8
Academy	.	.	.	.	.	.	48.2	52.7	66.9	68.5
Other	38.5	37.7	36.8	35.7	36.9	36.4	33.7	34.7	37.8	35.4

### Cumulative Numbers

School type	2003	2004	2005	2006	2007	2008	2009	2010	2011	2012
Comprehensive	302125	310779	316248	327226	335859	336007	318114	326130	244589	245979
Grammar	31057	31676	32090	32229	32804	32772	31544	31182	20997	20226
Sec Mod	16635	17575	17833	17176	18813	18673	18521	19114	14214	13643
Independent	42424	44148	44792	45781	46714	45900	41685	43142	40592	27137
Sixth Form	5163	5678	5879	6367	6627	6377	6379	6628	5978	3567
FE/Tertiary	13997	13668	13476	14104	14423	13272	13841	14605	14344	10001
Academy	.	.	.	.	.	.	10765	16272	85052	116736
Other	3439	3220	3356	3191	3806	4990	3548	3836	4506	4526

Cumulative % at Grade C by school type

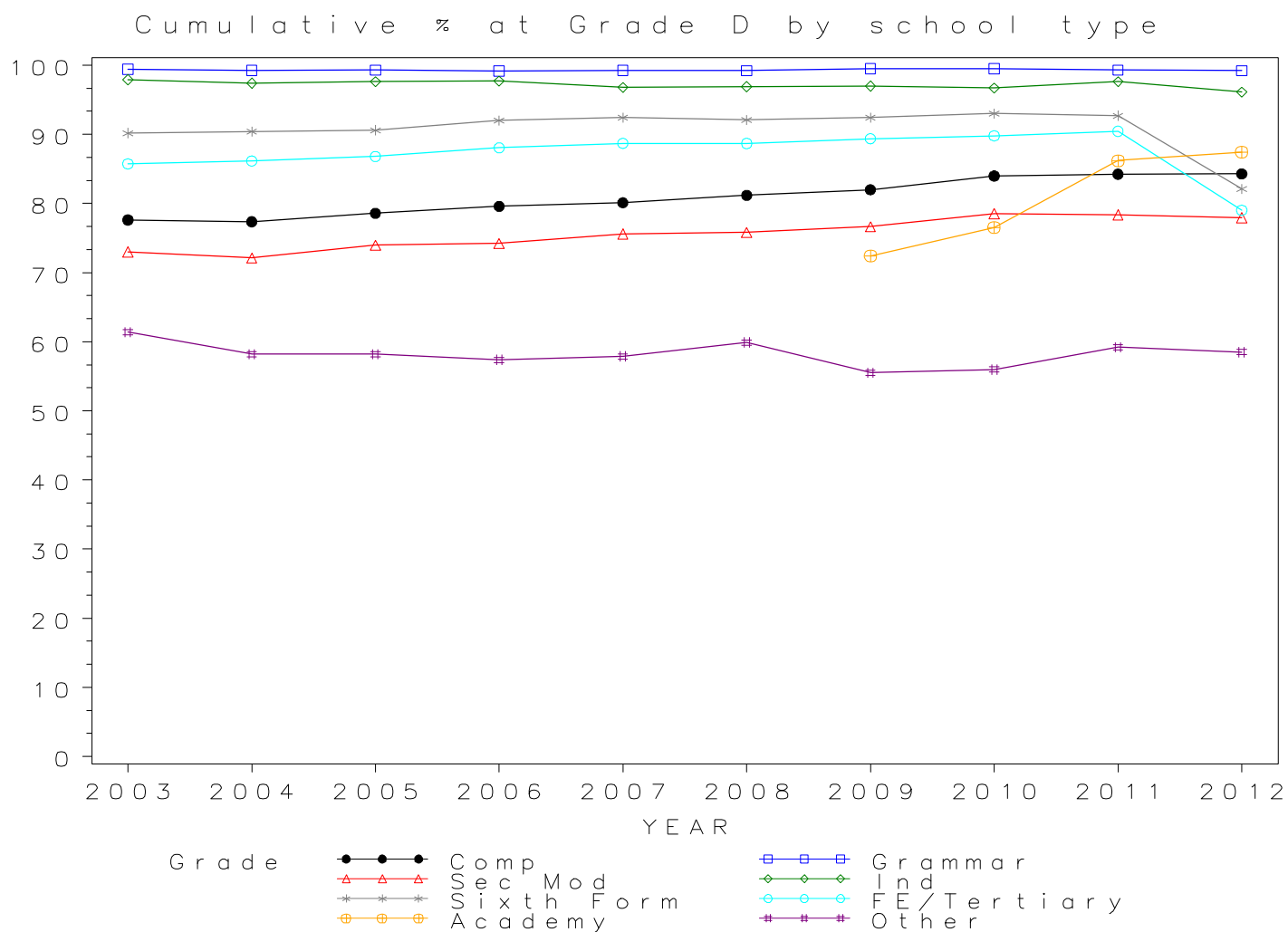


## GCSE ENGLISH Grade D by school type 2003- 2012 Cumulative Percentages

School type	2003	2004	2005	2006	2007	2008	2009	2010	2011	2012
Comprehensive	77.6	77.4	78.6	79.6	80.1	81.2	82.0	84.0	84.2	84.3
Grammar	99.4	99.3	99.3	99.2	99.3	99.2	99.5	99.5	99.3	99.2
Sec Mod	73.0	72.1	74.0	74.2	75.6	75.8	76.6	78.6	78.4	77.9
Independent	97.9	97.4	97.6	97.7	96.8	96.9	97.0	96.7	97.6	96.1
Sixth Form	90.2	90.4	90.6	92.0	92.4	92.1	92.4	93.0	92.7	82.1
FE/Tertiary	85.7	86.2	86.8	88.1	88.7	88.7	89.4	89.8	90.4	79.0
Academy	.	.	.	.	.	.	72.4	76.5	86.2	87.4
Other	61.4	58.2	58.2	57.4	57.9	59.9	55.5	56.0	59.2	58.5

### Cumulative Numbers

School type	2003	2004	2005	2006	2007	2008	2009	2010	2011	2012
Comprehensive	415682	426915	431675	445734	455810	452823	430501	434311	327624	326258
Grammar	31729	32376	32740	32926	33455	33374	32128	31815	21524	20824
Sec Mod	25920	26916	27475	26874	28667	28353	28027	28777	21838	19975
Independent	44901	46842	47519	48406	50021	48930	44094	46098	42877	30183
Sixth Form	8391	8332	9012	9666	10072	9971	9974	10024	9145	7414
FE/Tertiary	21360	19638	19663	20061	20380	19131	19718	20701	20609	19838
Academy	.	.	.	.	.	.	16169	23621	109589	148944
Other	5484	4971	5307	5130	5972	8211	5843	6190	7057	7479

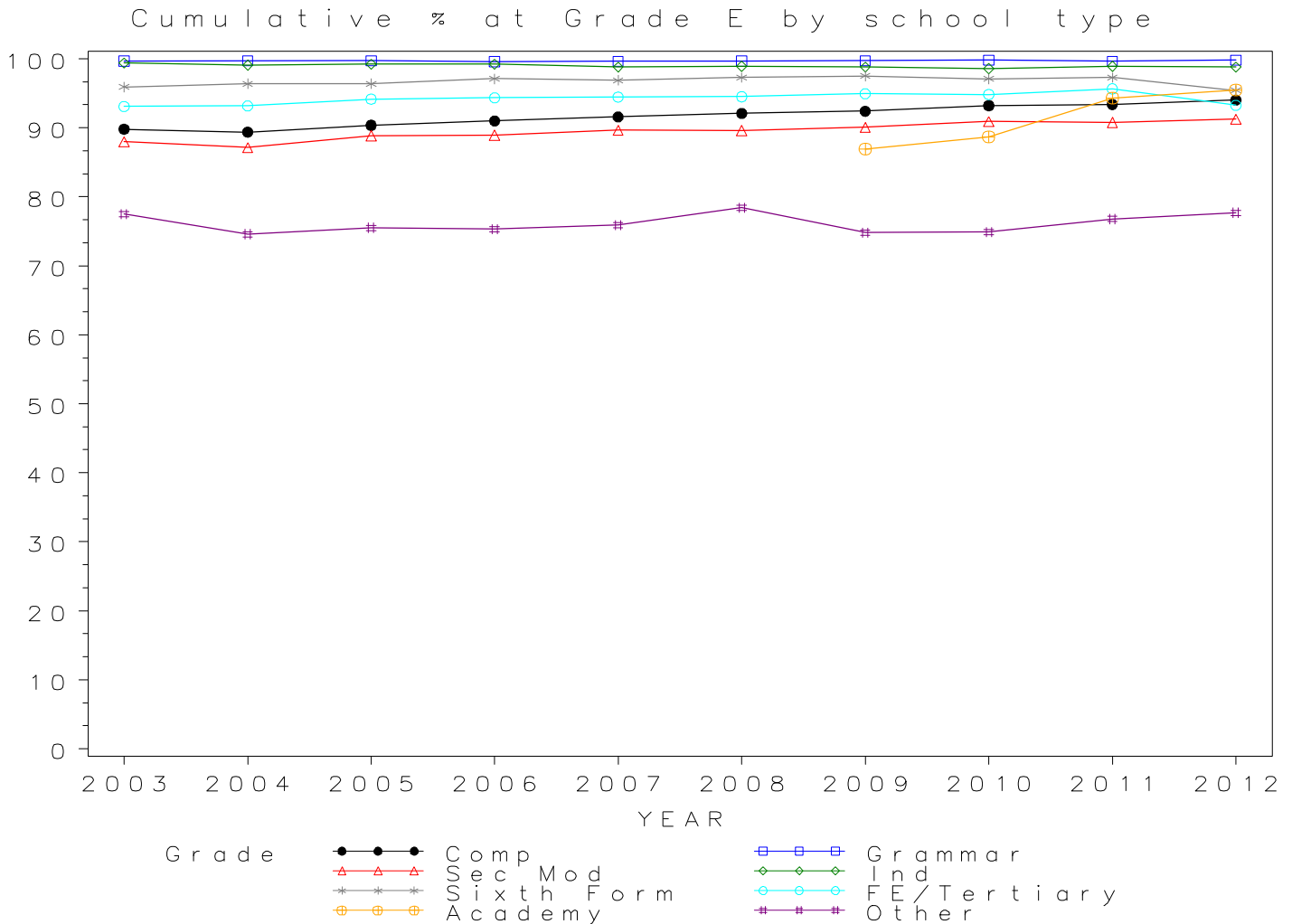


*GCSE ENGLISH Grade E by school type 2003- 2012  
Cumulative Percentages*

School type	2003	2004	2005	2006	2007	2008	2009	2010	2011	2012
Comprehensive	89.8	89.4	90.4	91.0	91.6	92.1	92.4	93.2	93.4	94.0
Grammar	99.7	99.7	99.7	99.6	99.6	99.7	99.7	99.8	99.6	99.8
Sec Mod	88.0	87.2	88.9	88.9	89.7	89.6	90.1	90.9	90.8	91.2
Independent	99.4	99.1	99.2	99.2	98.8	98.9	98.8	98.6	98.9	98.8
Sixth Form	95.9	96.4	96.4	97.1	96.9	97.3	97.5	97.1	97.3	95.4
FE/Tertiary	93.1	93.2	94.2	94.3	94.5	94.5	95.0	94.8	95.6	93.2
Academy	.	.	.	.	.	.	86.9	88.7	94.3	95.5
Other	77.5	74.6	75.5	75.3	75.9	78.4	74.8	74.9	76.8	77.7

*Cumulative Numbers*

School type	2003	2004	2005	2006	2007	2008	2009	2010	2011	2012
Comprehensive	480914	493180	496283	509754	520972	513687	485135	482079	363230	363912
Grammar	31814	32518	32883	33070	33579	33530	32204	31910	21597	20944
Sec Mod	31231	32533	33011	32202	34002	33521	32935	33301	25292	23380
Independent	45589	47659	48298	49150	51055	49940	44913	47004	43448	31031
Sixth Form	8922	8885	9589	10201	10562	10534	10524	10465	9599	8615
FE/Tertiary	23187	21234	21331	21490	21703	20384	20947	21863	21793	23408
Academy	.	.	.	.	.	.	19407	27388	119886	162748
Other	6922	6372	6885	6730	7829	10747	7875	8279	9155	9934

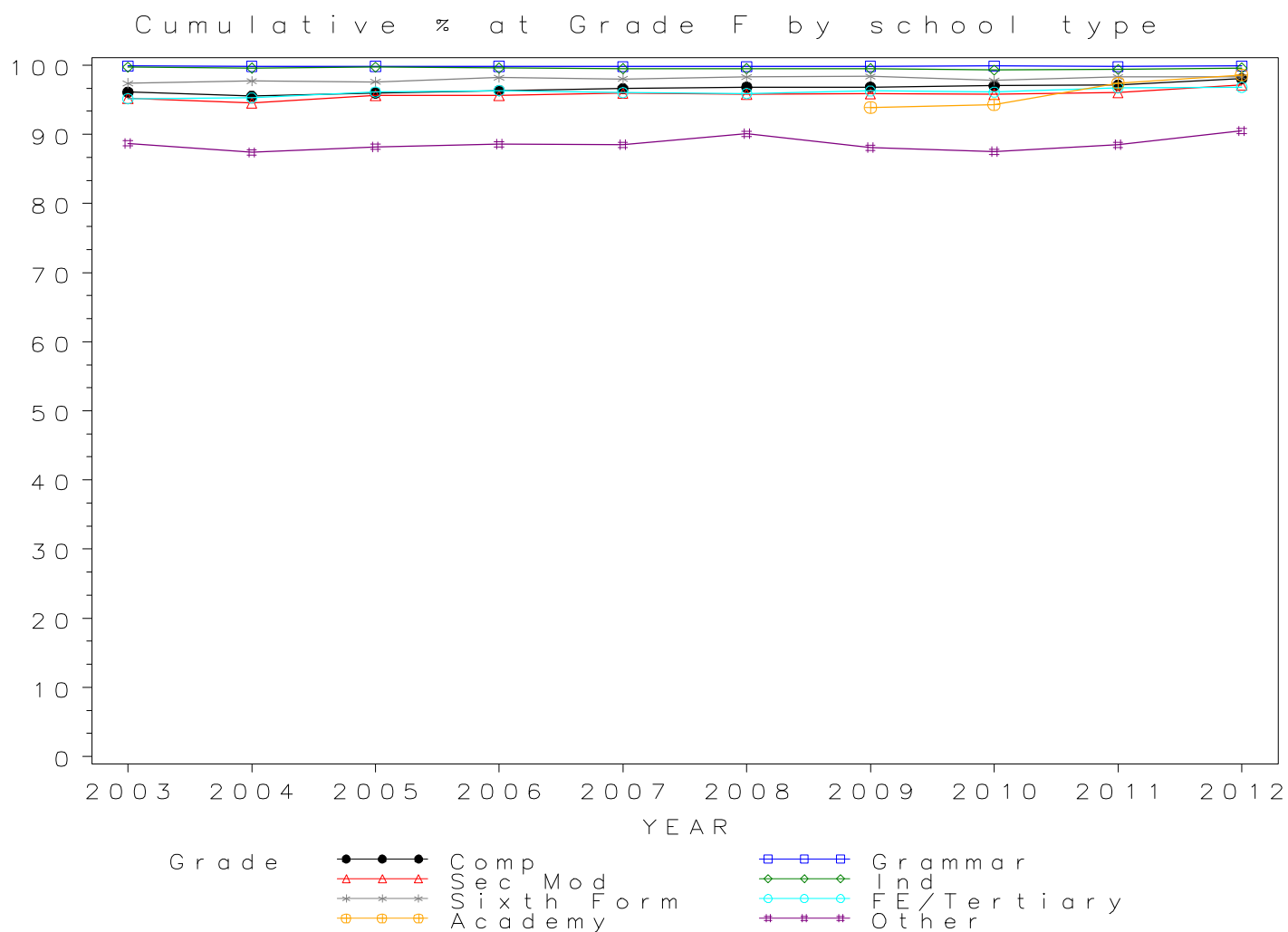


*GCSE ENGLISH Grade F by school type 2003- 2012  
Cumulative Percentages*

School type	2003	2004	2005	2006	2007	2008	2009	2010	2011	2012
Comprehensive	96.1	95.5	96.0	96.3	96.6	96.8	96.8	97.0	97.1	98.1
Grammar	99.9	99.8	99.8	99.8	99.8	99.8	99.9	99.9	99.8	99.9
Sec Mod	95.2	94.6	95.6	95.6	96.0	95.8	95.9	95.8	96.0	97.1
Independent	99.7	99.6	99.7	99.6	99.5	99.5	99.5	99.3	99.4	99.6
Sixth Form	97.4	97.7	97.6	98.2	98.0	98.3	98.4	97.8	98.3	98.3
FE/Tertiary	95.2	95.3	96.1	96.3	96.0	95.9	96.3	96.1	96.7	96.8
Academy	.	.	.	.	.	.	93.9	94.3	97.4	98.6
Other	88.7	87.4	88.2	88.6	88.5	90.1	88.1	87.5	88.5	90.5

*Cumulative Numbers*

School type	2003	2004	2005	2006	2007	2008	2009	2010	2011	2012
Comprehensive	514621	527037	527222	539608	549722	540058	508451	501778	377774	379506
Grammar	31877	32561	32915	33148	33634	33576	32247	31942	21636	20966
Sec Mod	33812	35298	35530	34621	36391	35843	35056	35106	26752	24893
Independent	45726	47900	48541	49348	51417	50243	45231	47337	43667	31282
Sixth Form	9061	9005	9708	10317	10682	10642	10621	10541	9697	8876
FE/Tertiary	23706	21714	21780	21945	22067	20691	21237	22155	22043	24306
Academy	.	.	.	.	.	.	20971	29117	123828	168031
Other	7923	7466	8043	7918	9129	12351	9275	9672	10550	11570





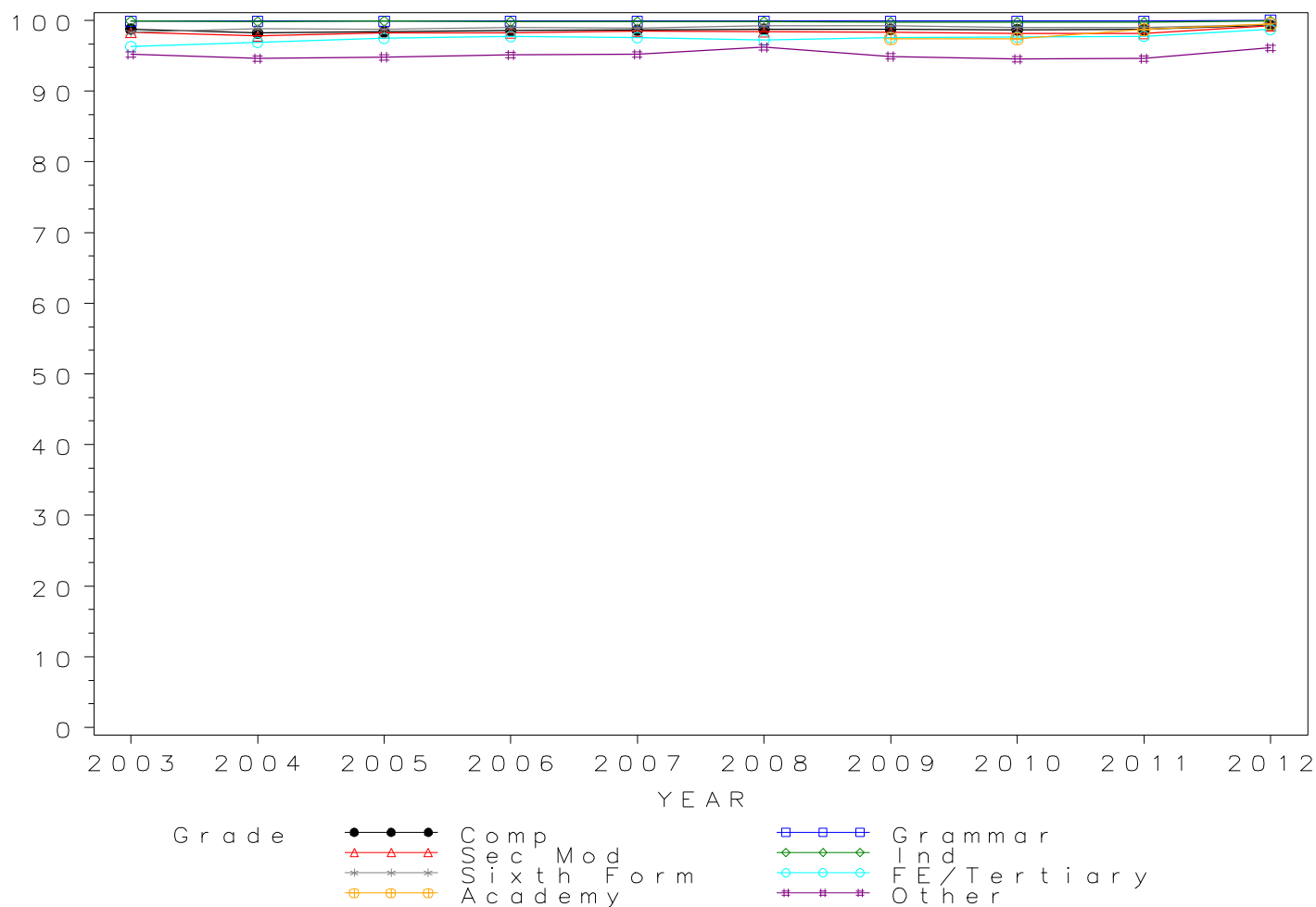
*GCSE ENGLISH Grade G by school type 2003- 2012  
Cumulative Percentages*

School type	2003	2004	2005	2006	2007	2008	2009	2010	2011	2012
Comprehensive	98.8	98.2	98.4	98.6	98.6	98.7	98.8	98.7	98.7	99.3
Grammar	99.9	99.9	99.9	99.9	99.9	99.9	99.9	99.9	99.9	100.0
Sec Mod	98.3	97.8	98.3	98.2	98.5	98.4	98.3	98.1	98.2	99.3
Independent	99.9	99.8	99.9	99.8	99.8	99.8	99.7	99.7	99.7	99.9
Sixth Form	98.3	98.8	98.7	99.0	98.9	99.2	99.2	99.0	99.0	99.4
FE/Tertiary	96.3	96.9	97.5	97.7	97.6	97.2	97.6	97.6	97.8	98.7
Academy	.	.	.	.	.	.	97.4	97.4	98.7	99.5
Other	95.2	94.6	94.8	95.1	95.2	96.2	94.9	94.5	94.6	96.1

*Cumulative Numbers*

School type	2003	2004	2005	2006	2007	2008	2009	2010	2011	2012
Comprehensive	528955	541883	540341	552015	561251	550777	518489	510289	383880	384373
Grammar	31887	32583	32938	33170	33669	33609	32259	31942	21652	20987
Sec Mod	34903	36506	36503	35564	37353	36804	35960	35949	27352	25437
Independent	45818	47996	48638	49447	51572	50394	45322	47528	43799	31377
Sixth Form	9145	9106	9818	10401	10780	10739	10708	10670	9766	8976
FE/Tertiary	23992	22084	22085	22256	22418	20976	21528	22506	22275	24775
Academy	.	.	.	.	.	.	21752	30074	125480	169565
Other	8503	8081	8645	8499	9820	13187	9991	10446	11277	12286

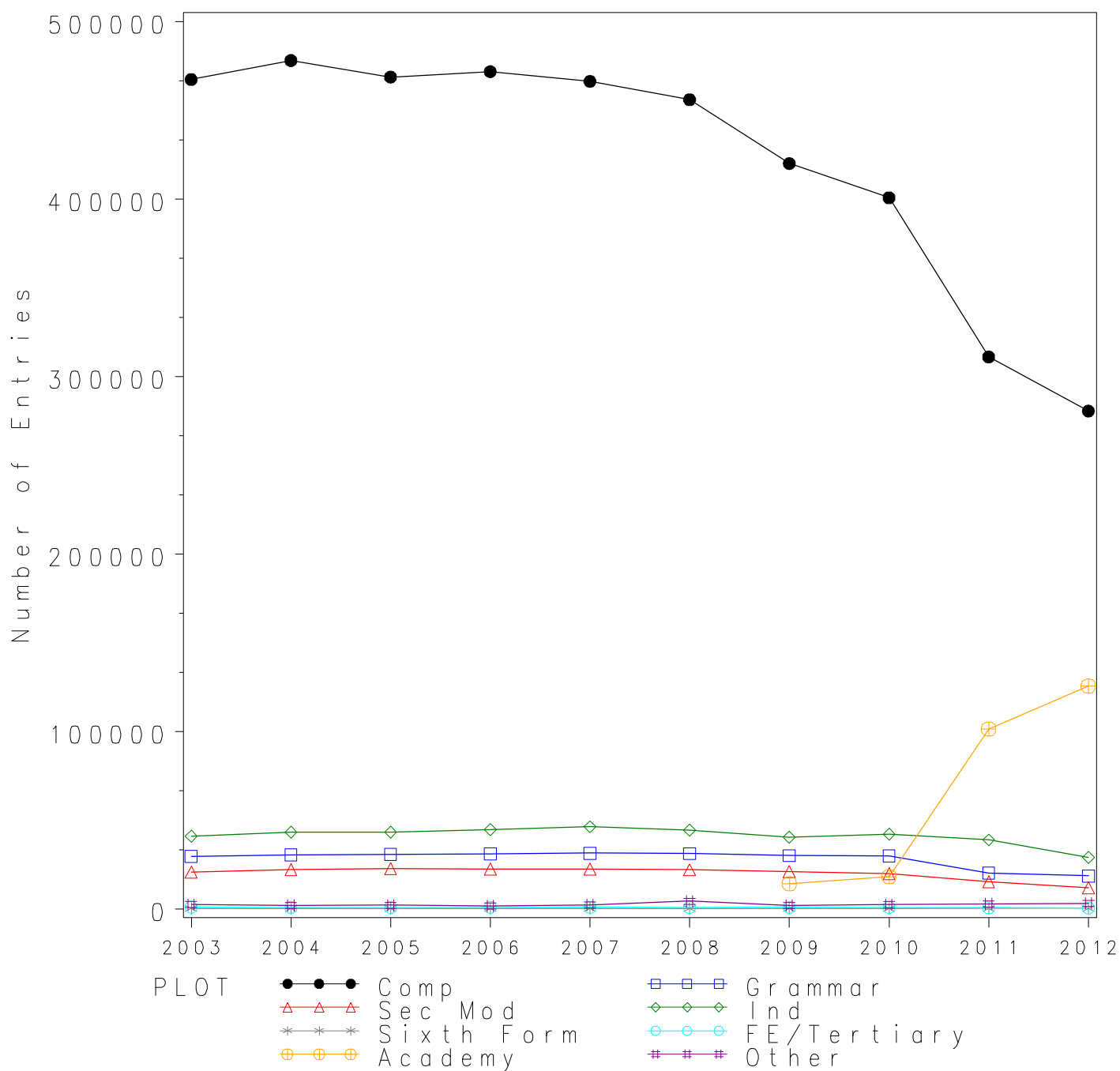
Cumulative % at Grade G by school type



*Numbers of GCSE entries in ENGLISH LITERATURE by school type 2003-2012*

School type	2003	2004	2005	2006	2007	2008	2009	2010	2011	2012
Comprehensive	467427	478162	468793	471843	466370	456058	420090	400777	311039	280574
Grammar	29614	30489	30691	30972	31388	31117	29990	29774	20124	18573
Sec Mod	20759	22191	22774	22448	22478	22019	21016	19834	15354	11882
Independent	41007	43310	43324	44683	46229	44363	40327	42115	38824	29024
Sixth Form	237	127	136	151	142	175	179	226	280	332
FE/Tertiary	1024	859	795	876	936	851	891	804	633	563
Academy	.	.	.	.	.	.	14159	18168	101361	125468
Other	2403	1901	2039	1674	2141	4307	1984	2377	2870	3027

GCSE ENGLISH LITERATURE Entries by school type 2003–2012



## GCSE ENGLISH LITERATURE Grade A\* by school type 2003- 2012

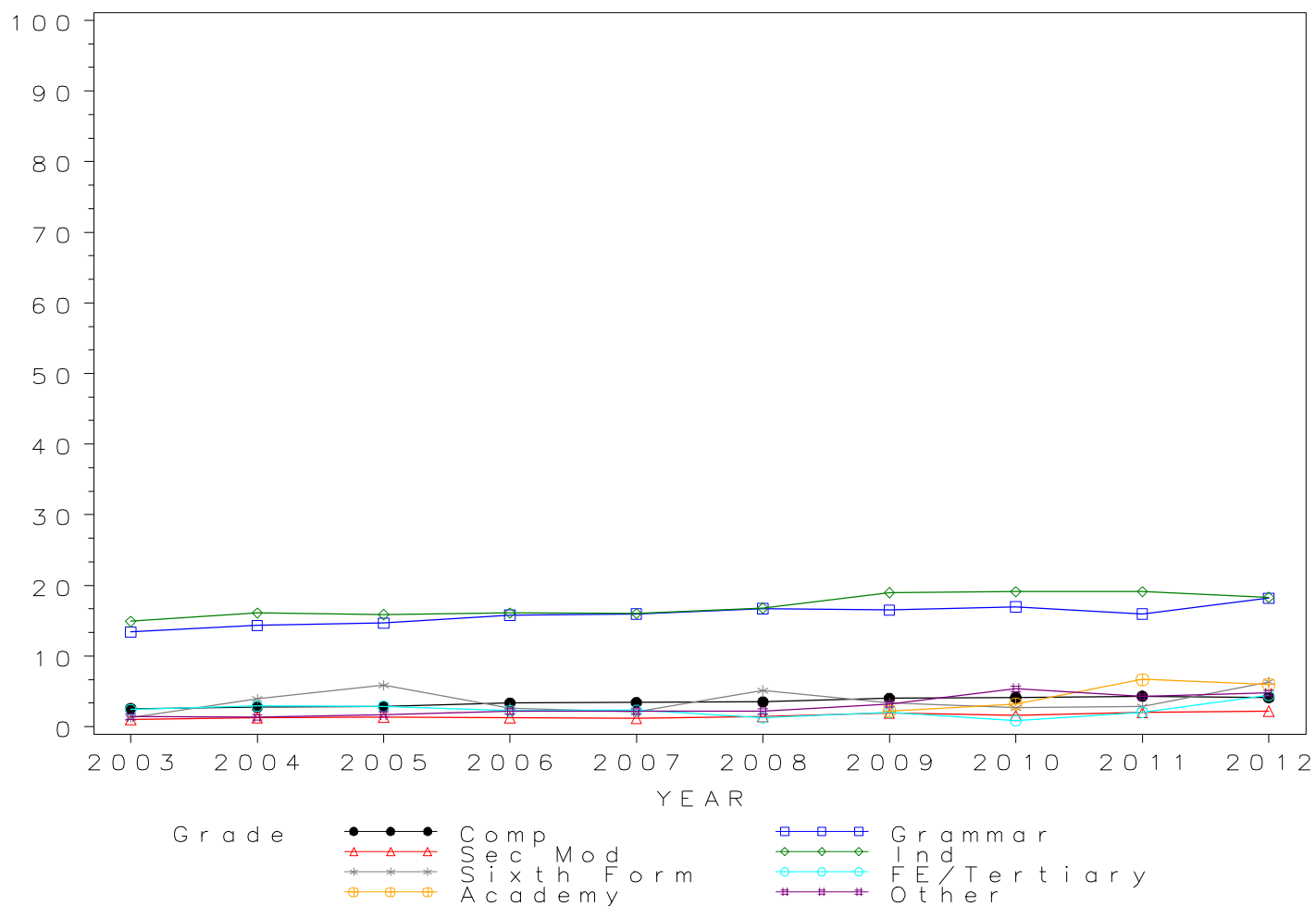
### Cumulative Percentages

School type	2003	2004	2005	2006	2007	2008	2009	2010	2011	2012
Comprehensive	2.6	2.8	2.8	3.3	3.4	3.5	4.0	4.1	4.3	4.1
Grammar	13.4	14.3	14.7	15.8	16.0	16.7	16.5	17.0	16.0	18.2
Sec Mod	1.0	1.3	1.3	1.3	1.1	1.5	1.9	1.6	2.0	2.2
Independent	14.9	16.1	15.9	16.1	16.0	16.8	19.0	19.1	19.1	18.3
Sixth Form	1.3	3.9	5.9	2.6	2.1	5.1	3.4	2.7	2.9	6.3
FE/Tertiary	2.4	2.9	2.9	2.3	2.4	1.3	2.0	0.9	2.1	4.4
Academy	.	.	.	.	.	.	2.2	3.2	6.7	6.0
Other	1.4	1.3	1.7	2.2	2.2	2.2	3.2	5.4	4.3	4.8

### Cumulative Numbers

School type	2003	2004	2005	2006	2007	2008	2009	2010	2011	2012
Comprehensive	11944	13308	13325	15776	15995	15962	16952	16578	13460	11586
Grammar	3966	4370	4498	4899	5018	5202	4956	5051	3216	3380
Sec Mod	207	283	307	292	258	325	402	318	308	264
Independent	6110	6973	6889	7194	7397	7453	7662	8044	7415	5311
Sixth Form	3	5	8	4	3	9	6	6	8	21
FE/Tertiary	25	25	23	20	22	11	18	7	13	25
Academy	.	.	.	.	.	.	311	581	6791	7528
Other	34	25	35	37	47	95	63	128	123	145

Cumulative % at Grade A\* by school type



# GCSE ENGLISH LITERATURE Grade A by school type 2003- 2012

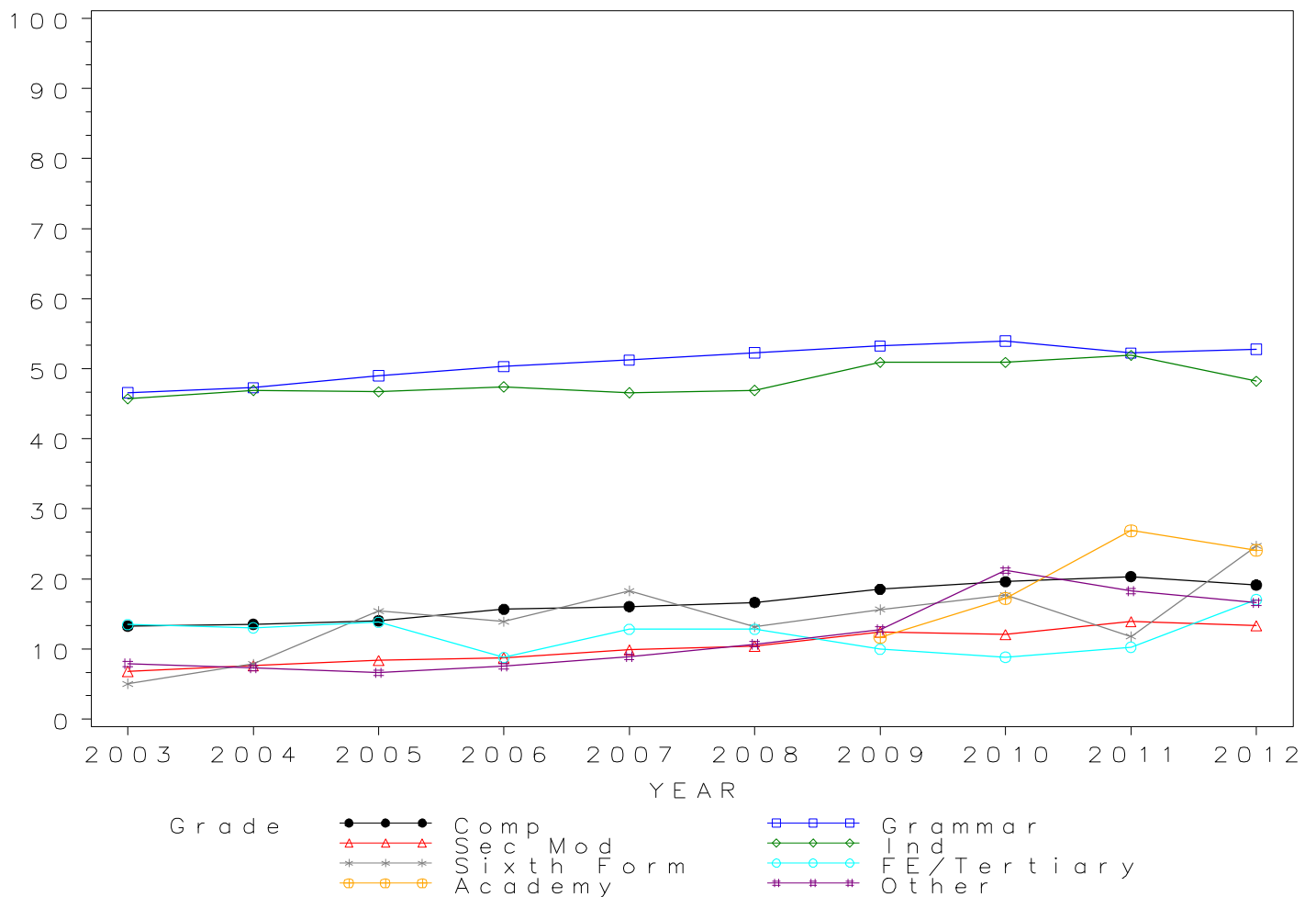
## Cumulative Percentages

School type	2003	2004	2005	2006	2007	2008	2009	2010	2011	2012
Comprehensive	13.3	13.5	14.0	15.7	16.1	16.7	18.5	19.6	20.3	19.1
Grammar	46.6	47.3	49.0	50.3	51.2	52.3	53.2	54.0	52.3	52.8
Sec Mod	6.8	7.6	8.4	8.7	9.9	10.5	12.4	12.1	13.9	13.3
Independent	45.7	46.9	46.7	47.4	46.6	46.9	50.9	50.9	51.9	48.2
Sixth Form	5.1	7.9	15.4	13.9	18.3	13.1	15.6	17.7	11.8	24.7
FE/Tertiary	13.5	13.0	13.8	8.8	12.8	12.8	10.0	8.8	10.3	17.1
Academy	.	.	.	.	.	.	11.7	17.2	26.9	24.1
Other	7.9	7.3	6.6	7.5	8.9	10.7	12.8	21.2	18.3	16.6

## Cumulative Numbers

School type	2003	2004	2005	2006	2007	2008	2009	2010	2011	2012
Comprehensive	62074	64723	65822	74026	74913	75973	77892	78555	63271	53718
Grammar	13795	14426	15046	15579	16081	16272	15965	16072	10515	9801
Sec Mod	1413	1696	1908	1963	2227	2301	2614	2393	2135	1582
Independent	18740	20312	20232	21180	21543	20806	20526	21437	20150	13990
Sixth Form	12	10	21	21	26	23	28	40	33	82
FE/Tertiary	138	112	110	77	120	109	89	71	65	96
Academy	.	.	.	.	.	.	1657	3125	27266	30238
Other	190	139	135	126	191	461	254	504	525	502

Cumulative % at Grade A by school type



# GCSE ENGLISH LITERATURE Grade B by school type 2003- 2012

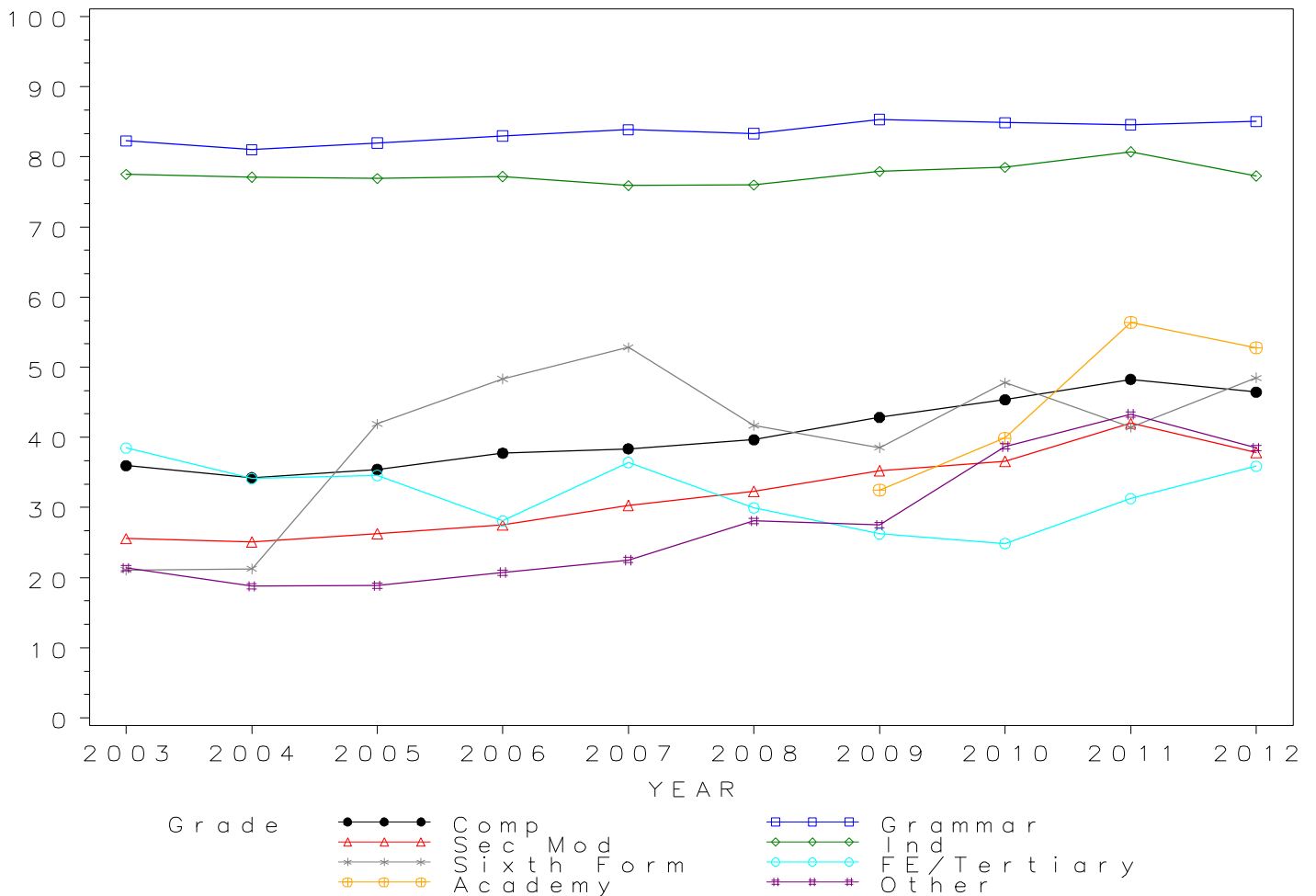
## Cumulative Percentages

School type	2003	2004	2005	2006	2007	2008	2009	2010	2011	2012
Comprehensive	36.0	34.2	35.4	37.8	38.4	39.7	42.9	45.4	48.3	46.4
Grammar	82.3	81.0	82.0	83.0	83.9	83.3	85.3	84.9	84.6	85.0
Sec Mod	25.6	25.1	26.3	27.5	30.3	32.3	35.2	36.6	42.0	37.9
Independent	77.5	77.1	76.9	77.2	75.9	76.0	77.9	78.5	80.7	77.3
Sixth Form	21.1	21.3	41.9	48.3	52.8	41.7	38.5	47.8	41.4	48.5
FE/Tertiary	38.5	34.1	34.6	28.1	36.4	30.0	26.3	24.9	31.3	35.9
Academy	.	.	.	.	.	.	32.5	39.9	56.4	52.8
Other	21.4	18.8	18.9	20.7	22.5	28.1	27.5	38.7	43.3	38.5

## Cumulative Numbers

School type	2003	2004	2005	2006	2007	2008	2009	2010	2011	2012
Comprehensive	168138	163739	166056	178183	178967	180965	180027	181848	150150	130315
Grammar	24360	24700	25159	25703	26320	25929	25595	25270	17021	15793
Sec Mod	5308	5573	5984	6171	6815	7113	7407	7258	6452	4500
Independent	31780	33392	33316	34495	35088	33716	31415	33060	31331	22436
Sixth Form	50	27	57	73	75	73	69	108	116	161
FE/Tertiary	394	293	275	246	341	255	234	200	198	202
Academy	.	.	.	.	.	.	4602	7249	57168	66247
Other	514	357	385	347	482	1210	546	920	1243	1165

Cumulative % at Grade B by school type



# GCSE ENGLISH LITERATURE Grade C by school type 2003- 2012

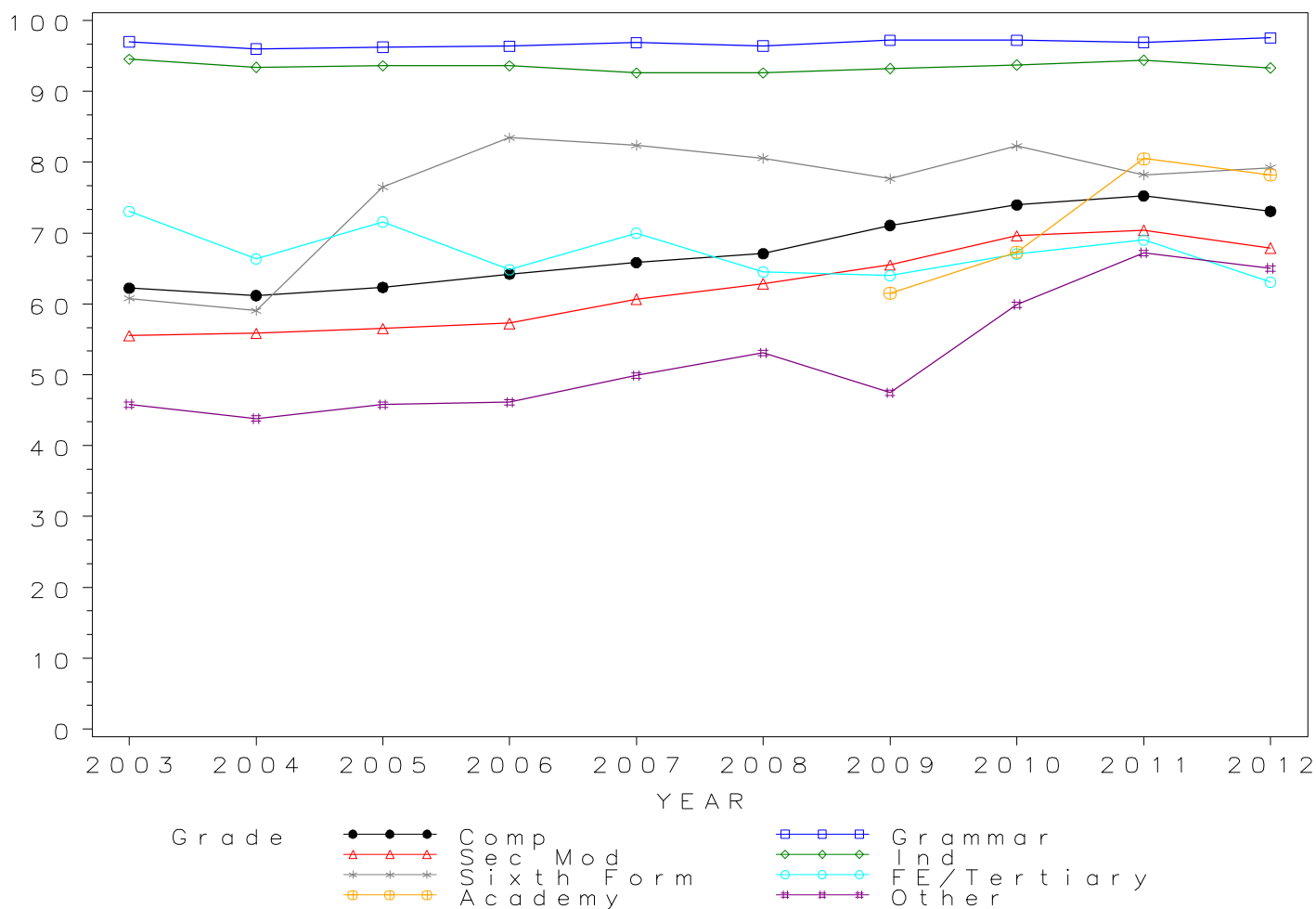
## Cumulative Percentages

School type	2003	2004	2005	2006	2007	2008	2009	2010	2011	2012
Comprehensive	62.2	61.2	62.3	64.2	65.8	67.1	71.1	74.0	75.2	73.1
Grammar	97.0	96.0	96.2	96.4	96.8	96.4	97.2	97.2	96.9	97.5
Sec Mod	55.5	55.8	56.5	57.3	60.7	62.8	65.5	69.6	70.4	67.9
Independent	94.5	93.4	93.6	93.6	92.6	92.6	93.2	93.7	94.4	93.3
Sixth Form	60.8	59.1	76.5	83.4	82.4	80.6	77.7	82.3	78.2	79.2
FE/Tertiary	73.0	66.4	71.6	64.8	70.0	64.5	64.0	67.0	69.0	63.1
Academy	.	.	.	.	.	.	61.5	67.3	80.5	78.2
Other	45.8	43.8	45.8	46.1	49.9	53.1	47.5	59.9	67.2	65.0

## Cumulative Numbers

School type	2003	2004	2005	2006	2007	2008	2009	2010	2011	2012
Comprehensive	290783	292484	292221	302963	307081	305926	298567	296508	234046	205024
Grammar	28726	29271	29538	29844	30399	30000	29155	28936	19505	18113
Sec Mod	11525	12391	12870	12853	13638	13838	13766	13803	10811	8068
Independent	38752	40452	40551	41823	42808	41080	37585	39462	36650	27079
Sixth Form	144	75	104	126	117	141	139	186	219	263
FE/Tertiary	748	570	569	568	655	549	570	539	437	355
Academy	.	.	.	.	.	.	8708	12227	81596	98116
Other	1101	833	934	772	1068	2287	942	1424	1929	1968

Cumulative % at Grade C by school type

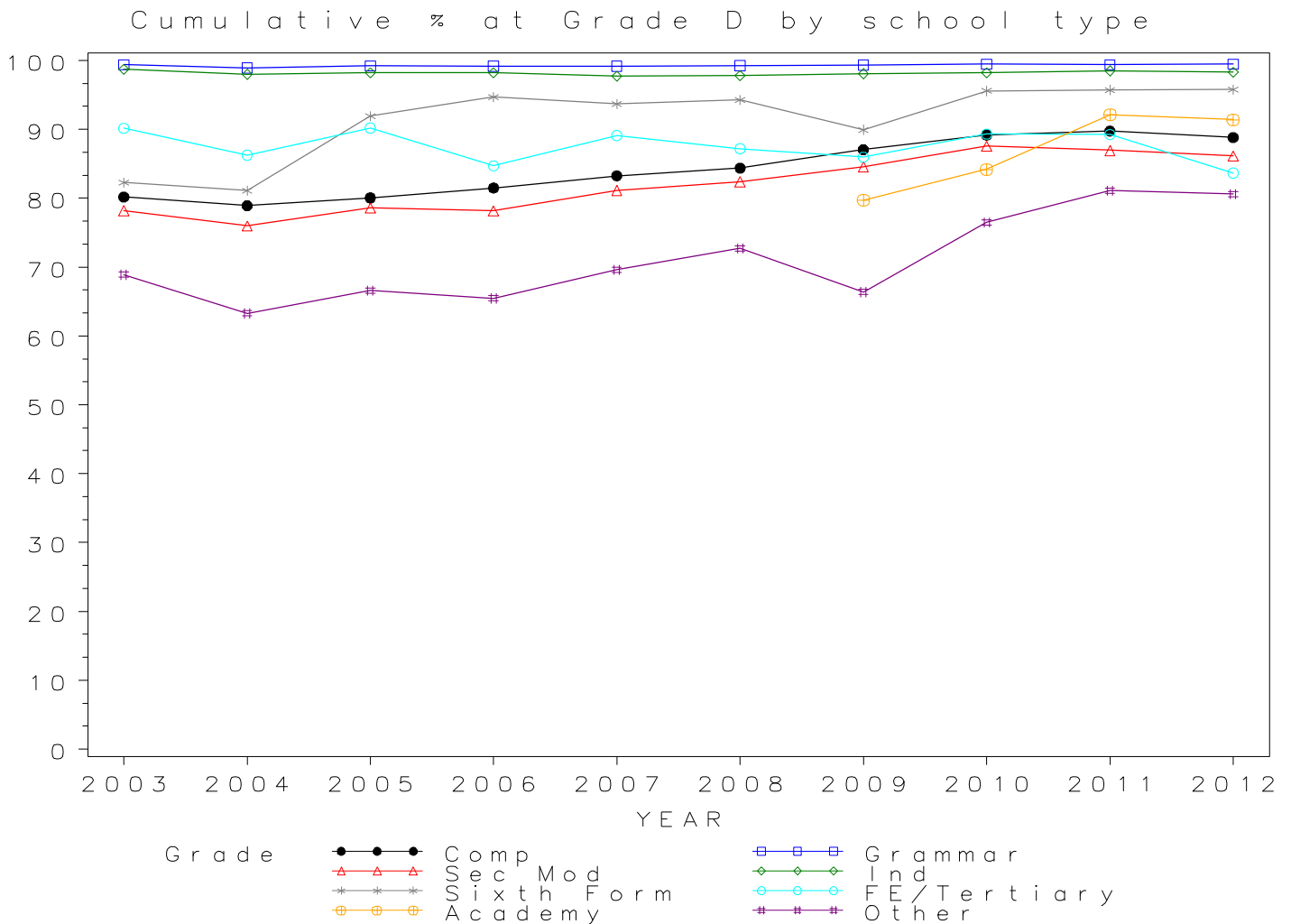


*GCSE ENGLISH LITERATURE Grade D by school type 2003- 2012  
Cumulative Percentages*

School type	2003	2004	2005	2006	2007	2008	2009	2010	2011	2012
Comprehensive	80.2	78.9	80.1	81.5	83.3	84.4	87.1	89.2	89.8	88.8
Grammar	99.4	98.9	99.2	99.2	99.2	99.3	99.3	99.5	99.4	99.5
Sec Mod	78.2	76.0	78.6	78.2	81.1	82.4	84.6	87.6	86.9	86.1
Independent	98.7	98.0	98.2	98.2	97.7	97.8	98.1	98.2	98.5	98.3
Sixth Form	82.3	81.1	91.9	94.7	93.7	94.3	89.9	95.6	95.7	95.8
FE/Tertiary	90.1	86.3	90.2	84.7	89.1	87.2	86.0	89.3	89.3	83.7
Academy	.	.	.	.	.	.	79.7	84.2	92.1	91.4
Other	68.9	63.3	66.6	65.5	69.6	72.7	66.4	76.5	81.1	80.6

*Cumulative Numbers*

School type	2003	2004	2005	2006	2007	2008	2009	2010	2011	2012
Comprehensive	374726	377264	375269	384515	388280	384846	365755	357497	279186	249192
Grammar	29426	30164	30456	30715	31126	30887	29786	29620	19997	18477
Sec Mod	16236	16858	17899	17545	18235	18139	17776	17366	13350	10232
Independent	40474	42444	42544	43879	45166	43387	39561	41357	38242	28531
Sixth Form	195	103	125	143	133	165	161	216	268	318
FE/Tertiary	923	741	717	742	834	742	766	718	565	471
Academy	.	.	.	.	.	.	11285	15297	93353	114678
Other	1656	1203	1358	1096	1490	3131	1317	1818	2328	2440

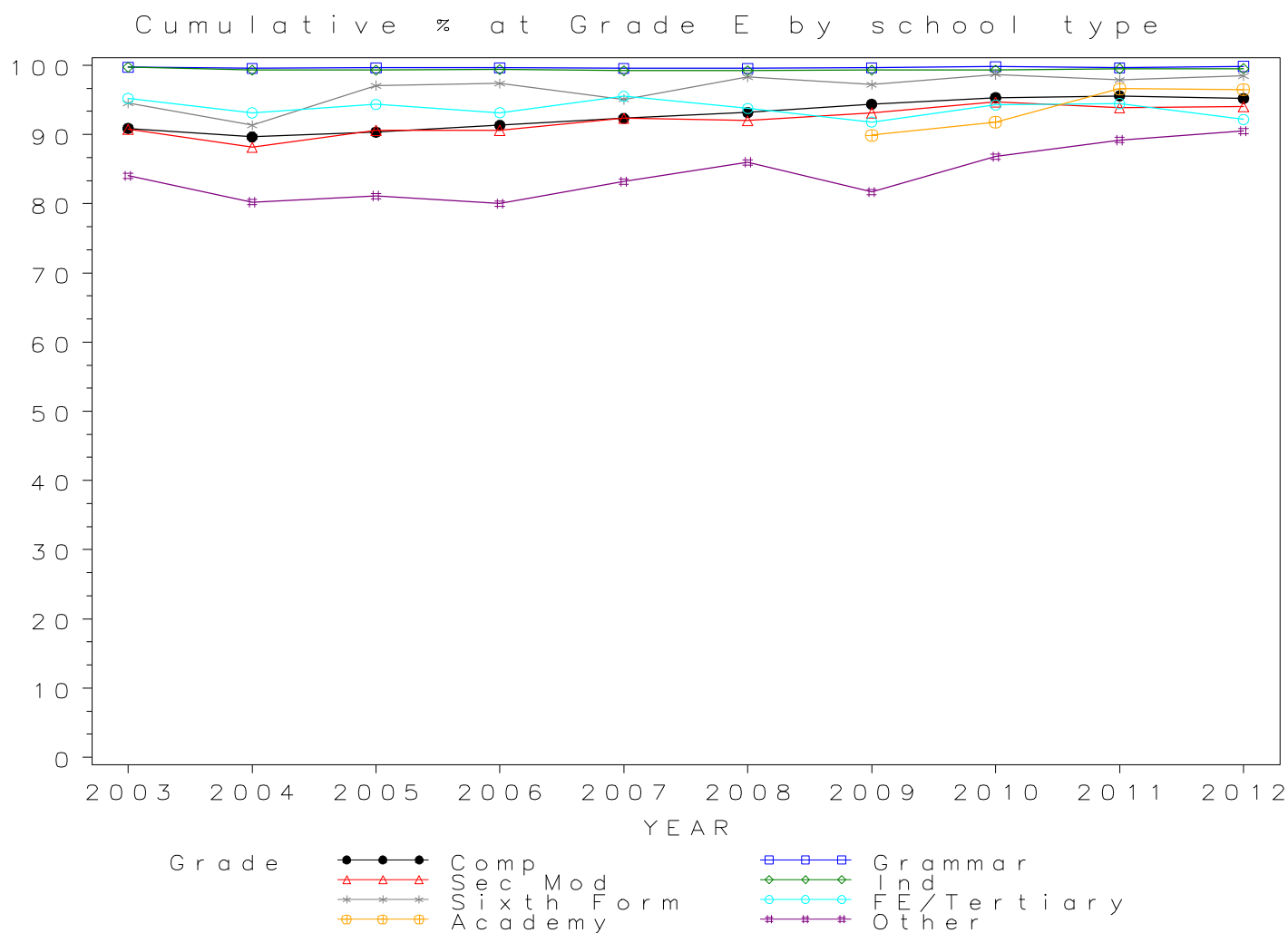


## GCSE ENGLISH LITERATURE Grade E by school type 2003- 2012 Cumulative Percentages

School type	2003	2004	2005	2006	2007	2008	2009	2010	2011	2012
Comprehensive	90.9	89.6	90.4	91.3	92.4	93.2	94.4	95.3	95.6	95.2
Grammar	99.7	99.5	99.6	99.6	99.6	99.6	99.6	99.8	99.6	99.8
Sec Mod	90.8	88.1	90.6	90.6	92.3	92.0	93.1	94.7	93.9	94.0
Independent	99.7	99.3	99.3	99.4	99.2	99.2	99.3	99.3	99.5	99.5
Sixth Form	94.5	91.3	97.1	97.4	95.1	98.3	97.2	98.7	97.9	98.5
FE/Tertiary	95.2	93.1	94.3	93.2	95.5	93.8	91.8	94.3	94.5	92.2
Academy	.	.	.	.	.	.	89.9	91.8	96.6	96.5
Other	84.0	80.2	81.1	80.0	83.2	86.0	81.7	86.8	89.2	90.5

### Cumulative Numbers

School type	2003	2004	2005	2006	2007	2008	2009	2010	2011	2012
Comprehensive	424834	428656	423563	430945	430703	425001	396469	382016	297313	267149
Grammar	29525	30347	30578	30859	31251	30981	29877	29715	20052	18541
Sec Mod	18841	19560	20635	20341	20756	20255	19574	18781	14414	11169
Independent	40884	43007	43021	44415	45859	44008	40045	41820	38630	28879
Sixth Form	224	116	132	147	135	172	174	223	274	327
FE/Tertiary	975	800	750	816	894	798	818	758	598	519
Academy	.	.	.	.	.	.	12729	16678	97915	121077
Other	2019	1525	1654	1339	1781	3704	1621	2063	2560	2739





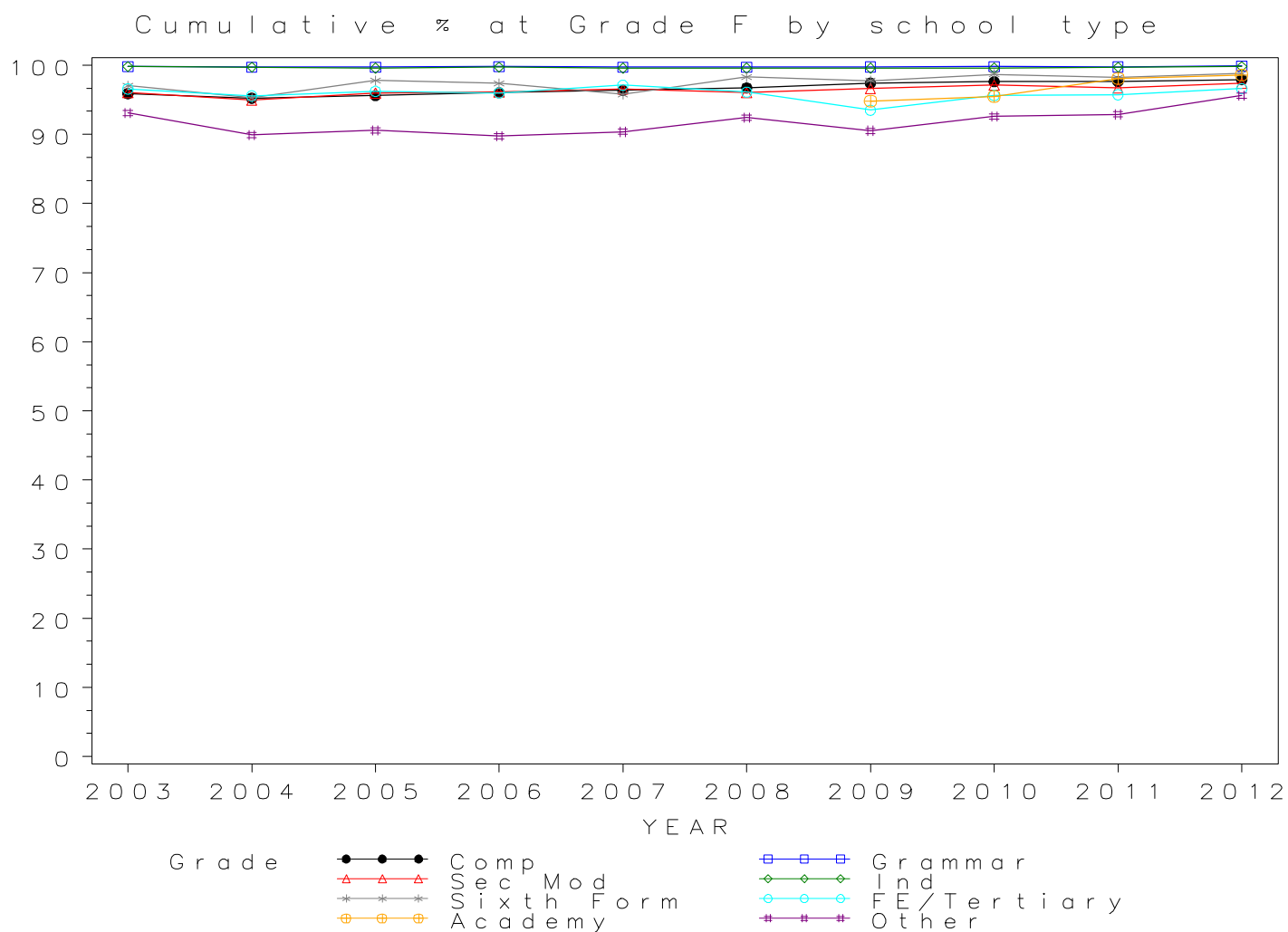
# GCSE ENGLISH LITERATURE Grade F by school type 2003- 2012

## Cumulative Percentages

School type	2003	2004	2005	2006	2007	2008	2009	2010	2011	2012
Comprehensive	95.9	95.2	95.6	96.0	96.3	96.7	97.4	97.6	97.6	97.9
Grammar	99.8	99.7	99.7	99.8	99.7	99.7	99.8	99.8	99.7	99.9
Sec Mod	96.0	95.0	96.0	96.1	96.5	96.0	96.6	97.1	96.7	97.4
Independent	99.8	99.7	99.6	99.7	99.6	99.6	99.6	99.6	99.7	99.8
Sixth Form	97.0	95.3	97.8	97.4	95.8	98.3	97.8	98.7	98.2	98.8
FE/Tertiary	96.6	95.6	96.2	96.0	97.1	96.1	93.5	95.6	95.7	96.6
Academy	.	.	.	.	.	.	94.8	95.5	98.1	98.6
Other	93.1	89.9	90.6	89.7	90.4	92.4	90.5	92.6	92.9	95.6

## Cumulative Numbers

School type	2003	2004	2005	2006	2007	2008	2009	2010	2011	2012
Comprehensive	448299	455314	448217	453045	449340	441131	409194	391196	303664	274765
Grammar	29555	30408	30609	30910	31294	31024	29918	29715	20072	18555
Sec Mod	19932	21081	21863	21577	21696	21142	20310	19263	14854	11573
Independent	40925	43180	43151	44549	46044	44186	40166	41947	38708	28966
Sixth Form	230	121	133	147	136	172	175	223	275	328
FE/Tertiary	989	821	765	841	909	818	833	769	606	544
Academy	.	.	.	.	.	.	13423	17350	99435	123711
Other	2237	1709	1847	1502	1935	3980	1796	2201	2666	2894



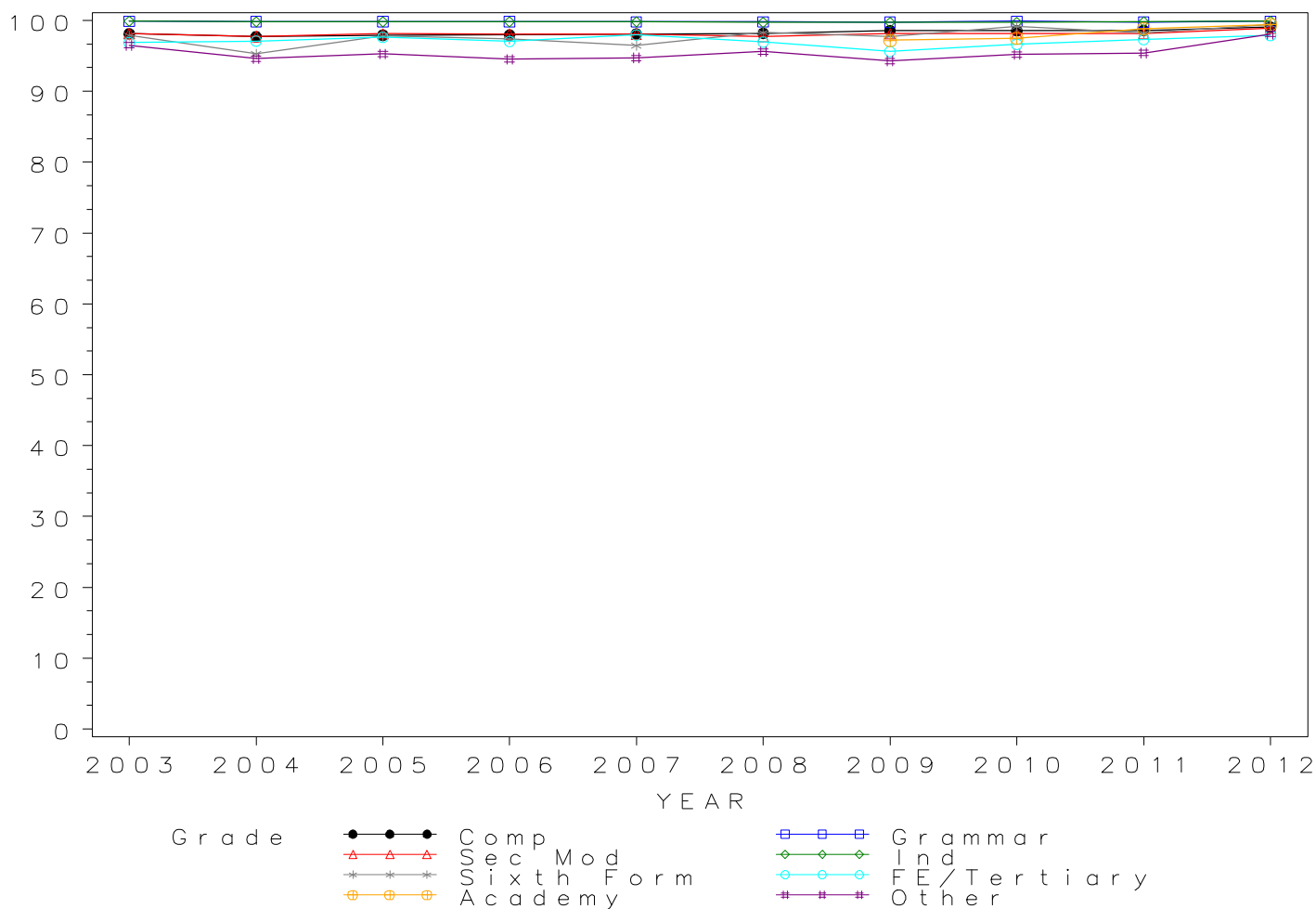
## GCSE ENGLISH LITERATURE Grade G by school type 2003- 2012 Cumulative Percentages

School type	2003	2004	2005	2006	2007	2008	2009	2010	2011	2012
Comprehensive	98.1	97.7	97.9	98.0	98.1	98.2	98.6	98.6	98.6	99.0
Grammar	99.9	99.8	99.8	99.8	99.8	99.8	99.8	99.9	99.7	99.9
Sec Mod	98.2	97.8	98.1	98.1	98.1	97.7	98.1	98.1	98.2	98.9
Independent	99.9	99.8	99.8	99.8	99.8	99.7	99.7	99.7	99.8	99.9
Sixth Form	97.9	95.3	97.8	97.4	96.5	98.3	97.8	99.1	98.2	99.4
FE/Tertiary	96.9	97.1	97.6	97.0	98.0	96.9	95.6	96.6	97.3	97.9
Academy	.	.	.	.	.	.	97.2	97.5	98.8	99.4
Other	96.5	94.6	95.3	94.5	94.7	95.6	94.3	95.2	95.4	98.1

### Cumulative Numbers

School type	2003	2004	2005	2006	2007	2008	2009	2010	2011	2012
Comprehensive	458596	467283	459007	462208	457389	447754	414086	394984	306685	277890
Grammar	29584	30439	30640	30921	31325	31054	29918	29744	20072	18555
Sec Mod	20375	21692	22346	22022	22045	21510	20625	19460	15070	11751
Independent	40966	43223	43237	44594	46137	44230	40206	41989	38746	28995
Sixth Form	232	121	133	147	137	172	175	224	275	330
FE/Tertiary	992	834	776	850	917	825	852	777	616	551
Academy	.	.	.	.	.	.	13763	17714	100145	124715
Other	2319	1798	1943	1582	2028	4117	1871	2263	2738	2969

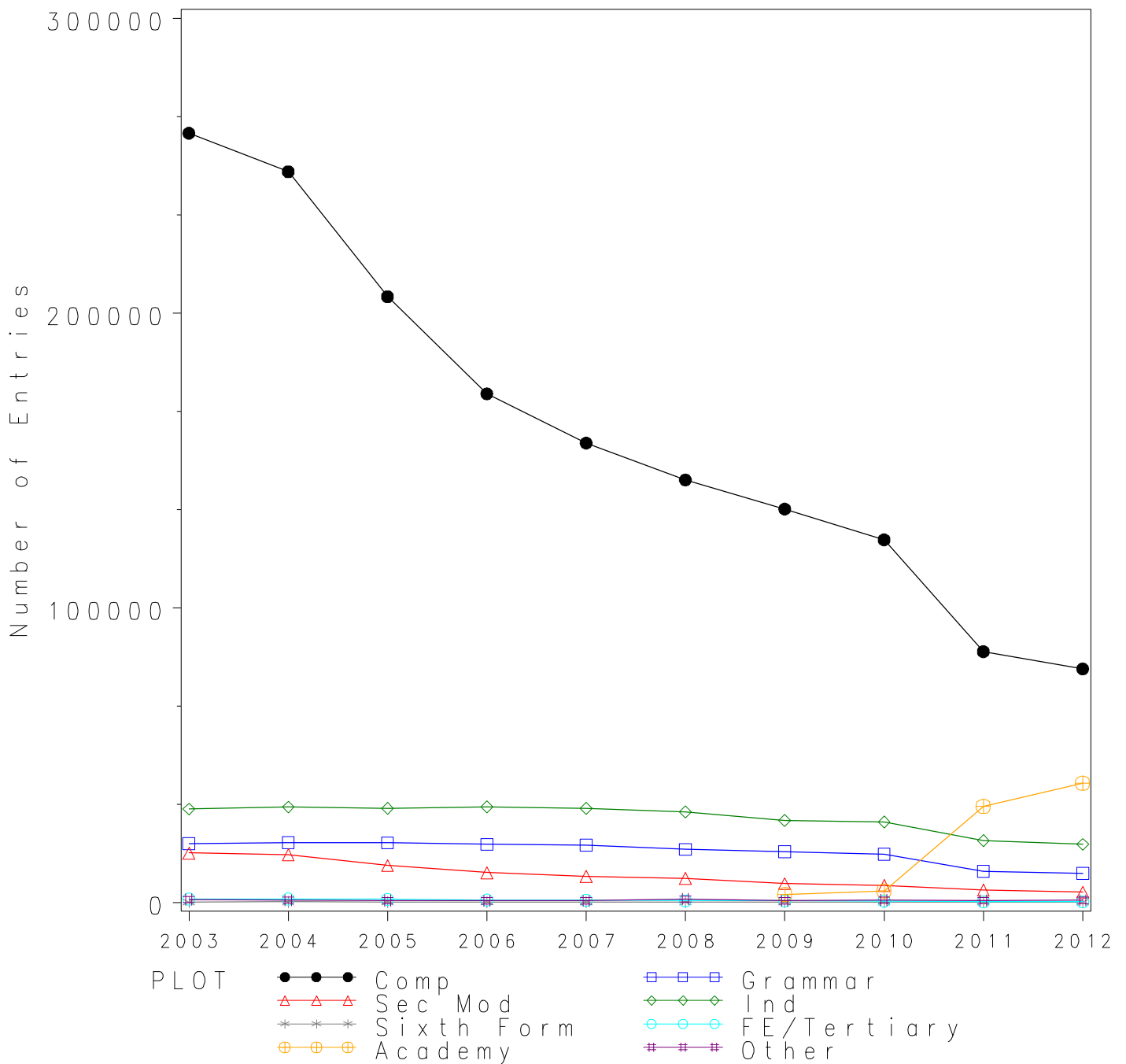
Cumulative % at Grade G by school type



*Numbers of GCSE entries in FRENCH by school type 2003- 2012*

School type	2003	2004	2005	2006	2007	2008	2009	2010	2011	2012
Comprehensive	261066	248003	205589	172622	155890	143383	133514	123054	85141	79260
Grammar	19994	20268	20214	19706	19435	18002	17198	16411	10549	9904
Sec Mod	16778	16215	12556	10105	8838	8203	6407	5776	4230	3482
Independent	31684	32372	31917	32416	31934	30701	27826	27356	21024	19727
Sixth Form	161	187	160	180	135	127	107	136	79	96
FE/Tertiary	1169	1156	1053	834	731	583	545	473	251	219
Academy	.	.	.	.	.	.	2595	3830	32573	40434
Other	1038	762	678	564	562	1137	572	824	660	741

GCSE FRENCH Entries by school type 2003–2012



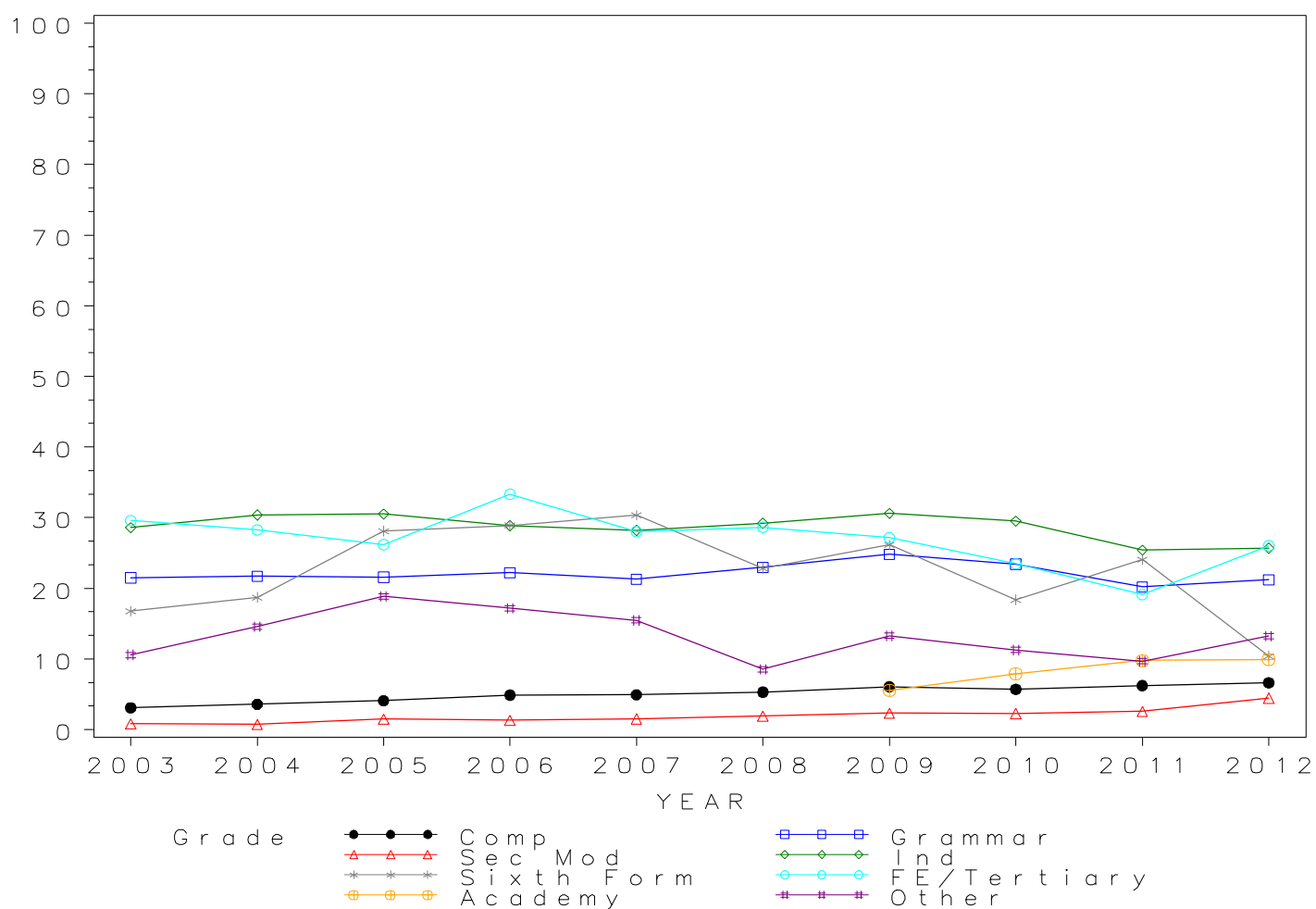
*GCSE FRENCH Grade A\* by school type 2003-2012  
Cumulative Percentages*

School type	2003	2004	2005	2006	2007	2008	2009	2010	2011	2012
Comprehensive	3.1	3.6	4.1	4.9	4.9	5.3	6.1	5.7	6.2	6.6
Grammar	21.5	21.7	21.6	22.2	21.3	23.0	24.8	23.4	20.2	21.2
Sec Mod	0.8	0.8	1.5	1.3	1.5	1.9	2.3	2.3	2.6	4.5
Independent	28.6	30.4	30.5	28.9	28.2	29.2	30.6	29.5	25.4	25.7
Sixth Form	16.8	18.7	28.1	28.9	30.4	22.8	26.2	18.4	24.1	10.4
FE/Tertiary	29.6	28.3	26.2	33.3	28.0	28.6	27.2	23.5	19.1	26.0
Academy	.	.	.	.	.	.	5.6	7.9	9.8	9.9
Other	10.6	14.6	18.9	17.2	15.5	8.5	13.3	11.3	9.7	13.2

*Cumulative Numbers*

School type	2003	2004	2005	2006	2007	2008	2009	2010	2011	2012
Comprehensive	8129	8893	8429	8469	7712	7624	8120	7037	5304	5269
Grammar	4301	4402	4363	4375	4136	4135	4271	3844	2130	2101
Sec Mod	141	123	186	134	136	157	150	132	110	156
Independent	9062	9841	9735	9368	9005	8965	8515	8070	5340	5070
Sixth Form	27	35	45	52	41	29	28	25	19	10
FE/Tertiary	346	327	276	278	205	167	148	111	48	57
Academy	.	.	.	.	.	.	145	303	3192	4003
Other	110	111	128	97	87	97	76	93	64	98

Cumulative % at Grade A\* by school type



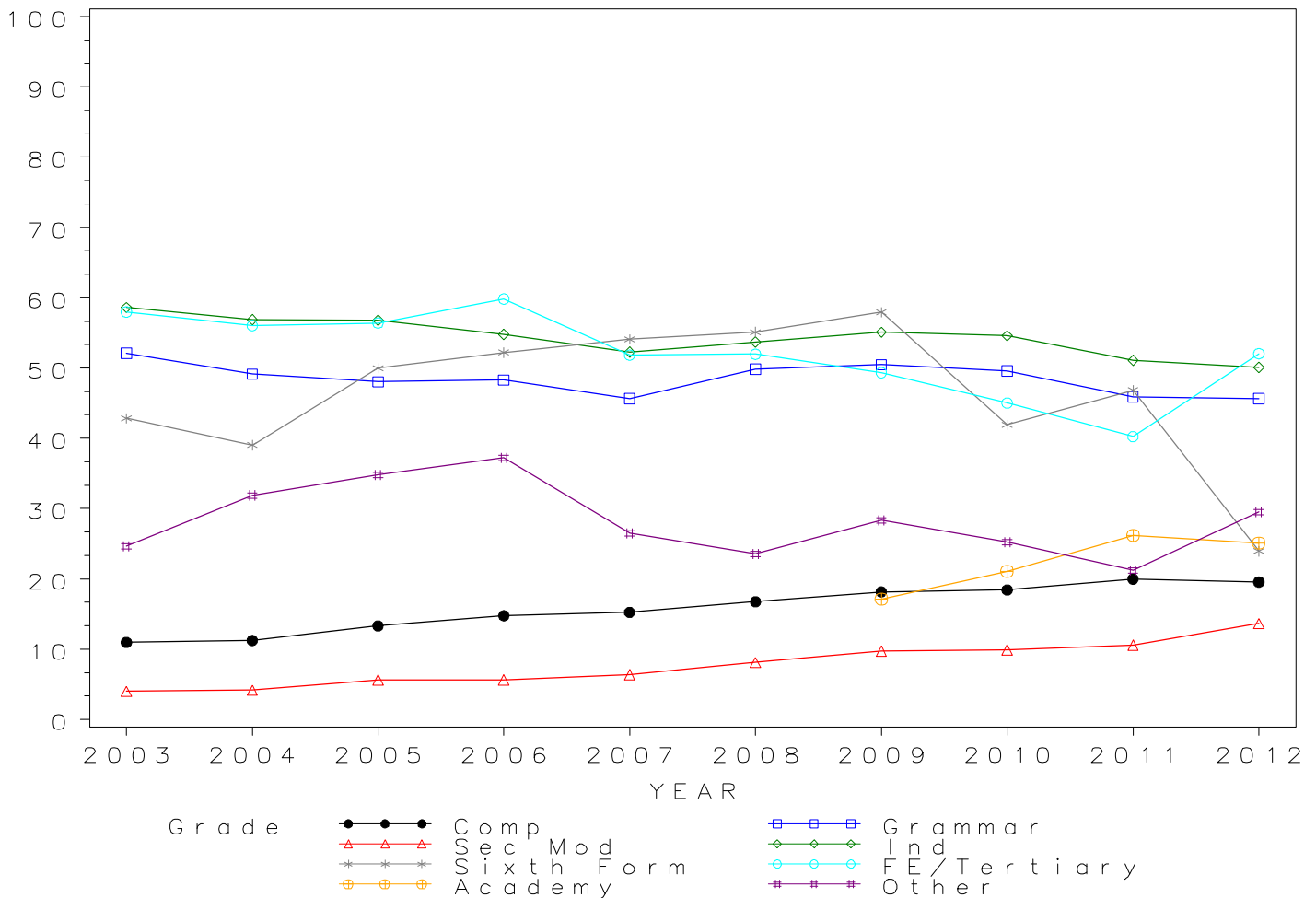
## GCSE FRENCH Grade A by school type 2003- 2012 Cumulative Percentages

School type	2003	2004	2005	2006	2007	2008	2009	2010	2011	2012
Comprehensive	11.0	11.3	13.3	14.8	15.2	16.8	18.2	18.4	20.0	19.6
Grammar	52.1	49.2	48.0	48.3	45.6	49.9	50.5	49.6	45.9	45.6
Sec Mod	4.0	4.2	5.6	5.7	6.4	8.1	9.8	9.9	10.6	13.7
Independent	58.6	56.9	56.8	54.8	52.3	53.7	55.1	54.6	51.1	50.1
Sixth Form	42.9	39.0	50.0	52.2	54.1	55.1	57.9	41.9	46.8	24.0
FE/Tertiary	58.0	56.1	56.4	59.8	51.8	52.0	49.4	45.0	40.2	52.1
Academy	.	.	.	.	.	.	17.1	21.1	26.2	25.1
Other	24.7	31.9	34.8	37.2	26.5	23.6	28.3	25.2	21.2	29.6

### Cumulative Numbers

School type	2003	2004	2005	2006	2007	2008	2009	2010	2011	2012
Comprehensive	28674	27918	27403	25517	23769	24017	24260	22689	17029	15504
Grammar	10424	9963	9711	9519	8870	8977	8681	8140	4845	4521
Sec Mod	676	678	709	573	566	668	625	574	449	476
Independent	18567	18420	18129	17764	16701	16486	15332	14936	10743	9883
Sixth Form	69	73	80	94	73	70	62	57	37	23
FE/Tertiary	678	648	594	499	379	303	269	213	101	114
Academy	.	.	.	.	.	.	444	808	8534	10149
Other	256	243	236	210	149	268	162	208	140	219

Cumulative % at Grade A by school type



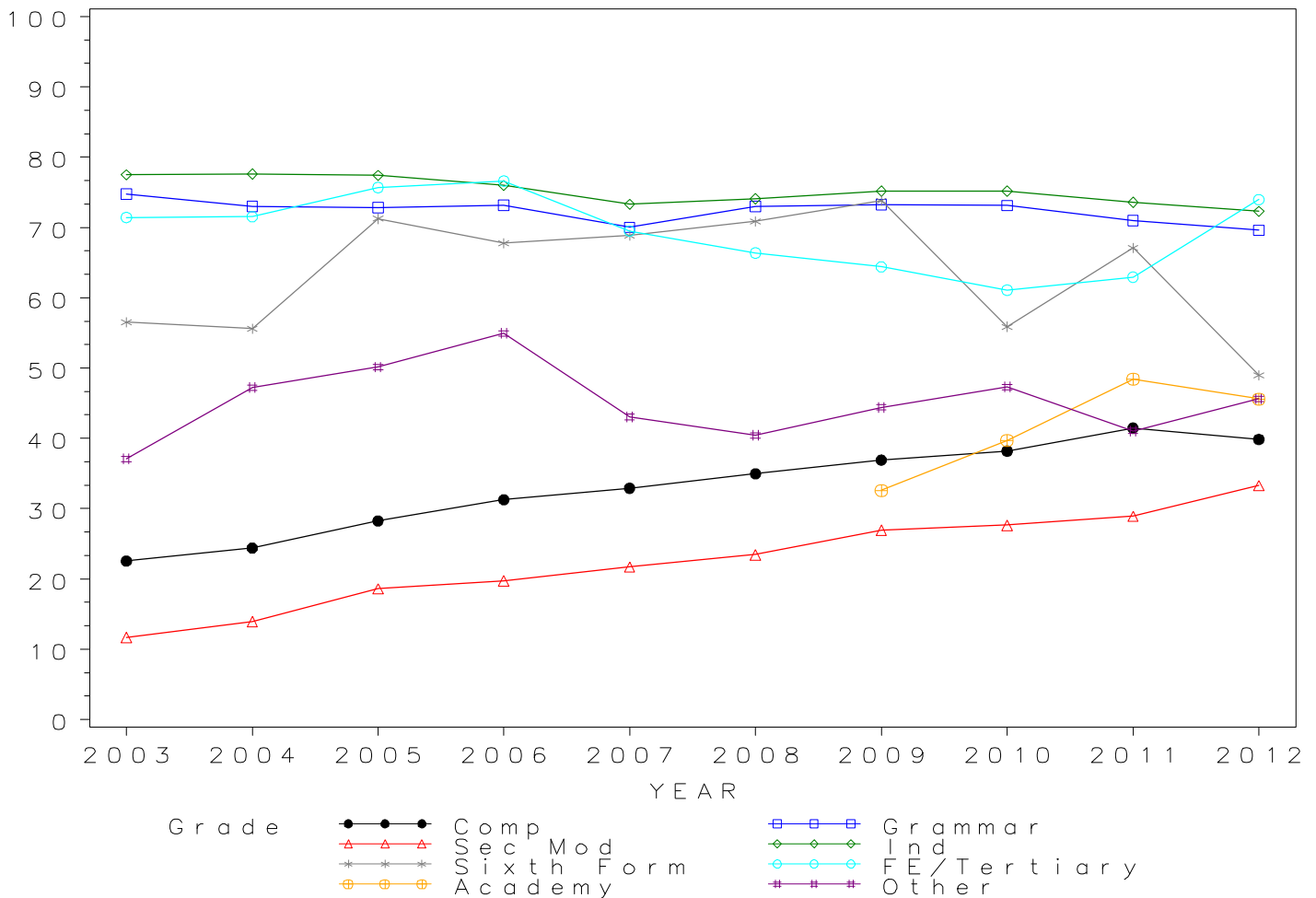
*GCSE FRENCH Grade B by school type 2003- 2012  
Cumulative Percentages*

School type	2003	2004	2005	2006	2007	2008	2009	2010	2011	2012
Comprehensive	22.5	24.4	28.3	31.3	32.9	35.0	36.9	38.2	41.5	39.9
Grammar	74.8	73.0	72.8	73.2	70.0	73.0	73.3	73.1	71.0	69.6
Sec Mod	11.7	14.0	18.6	19.7	21.7	23.5	27.0	27.6	28.9	33.3
Independent	77.5	77.6	77.4	76.0	73.3	74.1	75.2	75.2	73.6	72.3
Sixth Form	56.5	55.6	71.3	67.8	68.9	70.9	73.8	55.9	67.1	49.0
FE/Tertiary	71.4	71.5	75.7	76.6	69.5	66.4	64.4	61.1	62.9	74.0
Academy	.	.	.	.	.	.	32.6	39.7	48.4	45.6
Other	37.1	47.2	50.1	55.0	43.1	40.5	44.4	47.3	41.1	45.6

*Cumulative Numbers*

School type	2003	2004	2005	2006	2007	2008	2009	2010	2011	2012
Comprehensive	58835	60512	58127	53971	51312	50113	49292	47006	35298	31594
Grammar	14950	14800	14720	14415	13609	13143	12600	11998	7490	6895
Sec Mod	1962	2264	2336	1993	1918	1924	1727	1597	1224	1159
Independent	24555	25121	24704	24636	23408	22749	20925	20572	15474	14263
Sixth Form	91	104	114	122	93	90	79	76	53	47
FE/Tertiary	835	827	797	639	508	387	351	289	158	162
Academy	.	.	.	.	.	.	846	1521	15765	18438
Other	385	360	340	310	242	460	254	390	271	338

Cumulative % at Grade B by school type



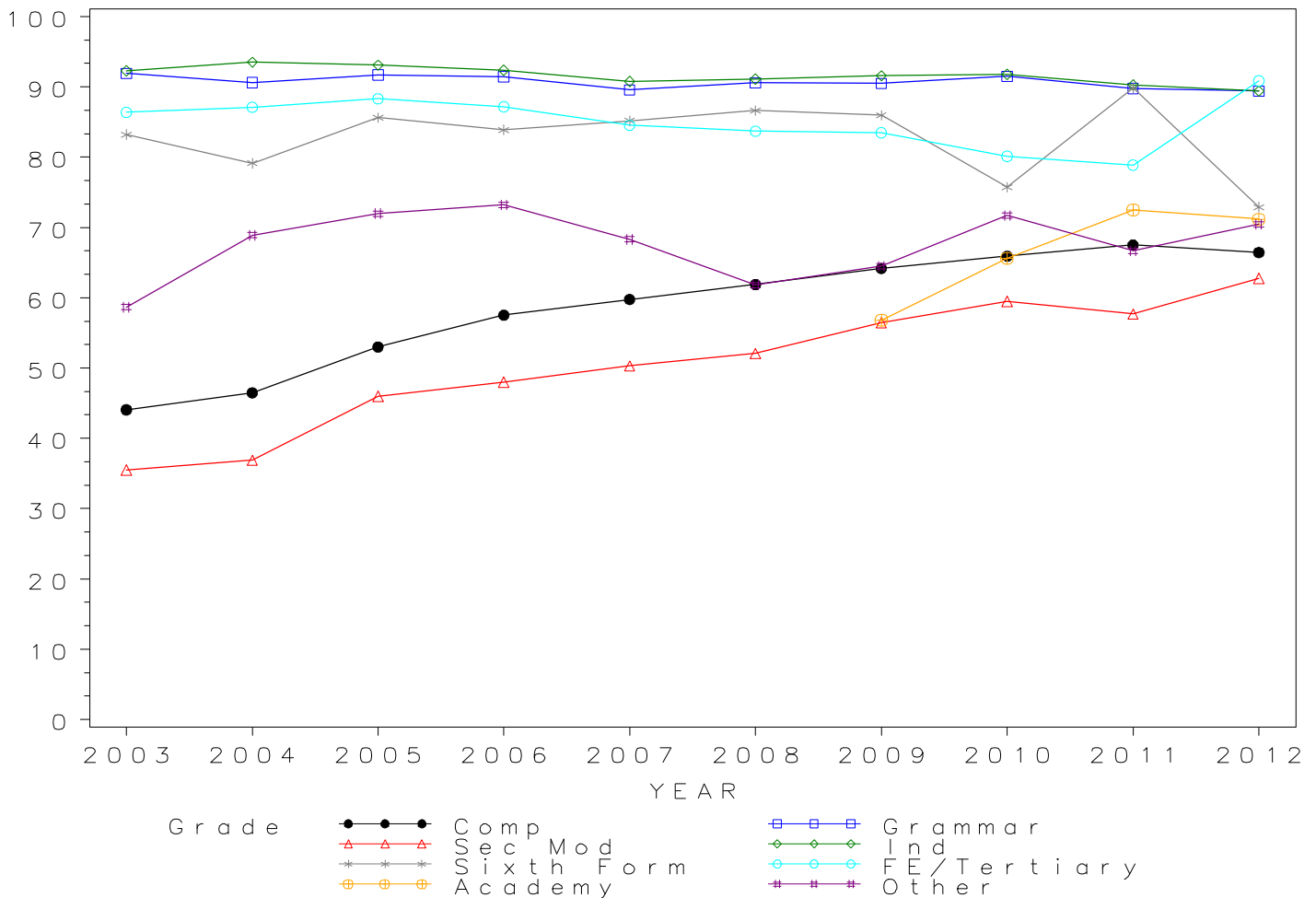
*GCSE FRENCH Grade C by school type 2003- 2012  
Cumulative Percentages*

School type	2003	2004	2005	2006	2007	2008	2009	2010	2011	2012
Comprehensive	44.1	46.5	53.0	57.5	59.8	61.9	64.2	65.9	67.5	66.4
Grammar	91.9	90.6	91.7	91.5	89.5	90.6	90.5	91.5	89.8	89.4
Sec Mod	35.5	36.9	46.0	48.0	50.3	52.1	56.5	59.5	57.7	62.8
Independent	92.3	93.5	93.1	92.4	90.8	91.1	91.6	91.8	90.3	89.4
Sixth Form	83.2	79.1	85.6	83.9	85.2	86.6	86.0	75.7	89.9	72.9
FE/Tertiary	86.4	87.1	88.3	87.2	84.5	83.7	83.5	80.1	78.9	90.9
Academy	.	.	.	.	.	.	56.8	65.6	72.5	71.2
Other	58.7	68.9	72.0	73.2	68.3	61.8	64.5	71.7	66.7	70.4

*Cumulative Numbers*

School type	2003	2004	2005	2006	2007	2008	2009	2010	2011	2012
Comprehensive	115053	115281	108997	99296	93173	88754	85687	81093	57474	52666
Grammar	18378	18365	18534	18024	17404	16309	15561	15018	9470	8854
Sec Mod	5956	5985	5773	4853	4448	4272	3618	3436	2440	2186
Independent	29244	30268	29715	29952	28996	27969	25489	25113	18985	17636
Sixth Form	134	148	137	151	115	110	92	103	71	70
FE/Tertiary	1010	1007	930	727	618	488	455	379	198	199
Academy	.	.	.	.	.	.	1474	2512	23615	28789
Other	609	525	488	413	384	703	369	591	440	522

Cumulative % at Grade C by school type



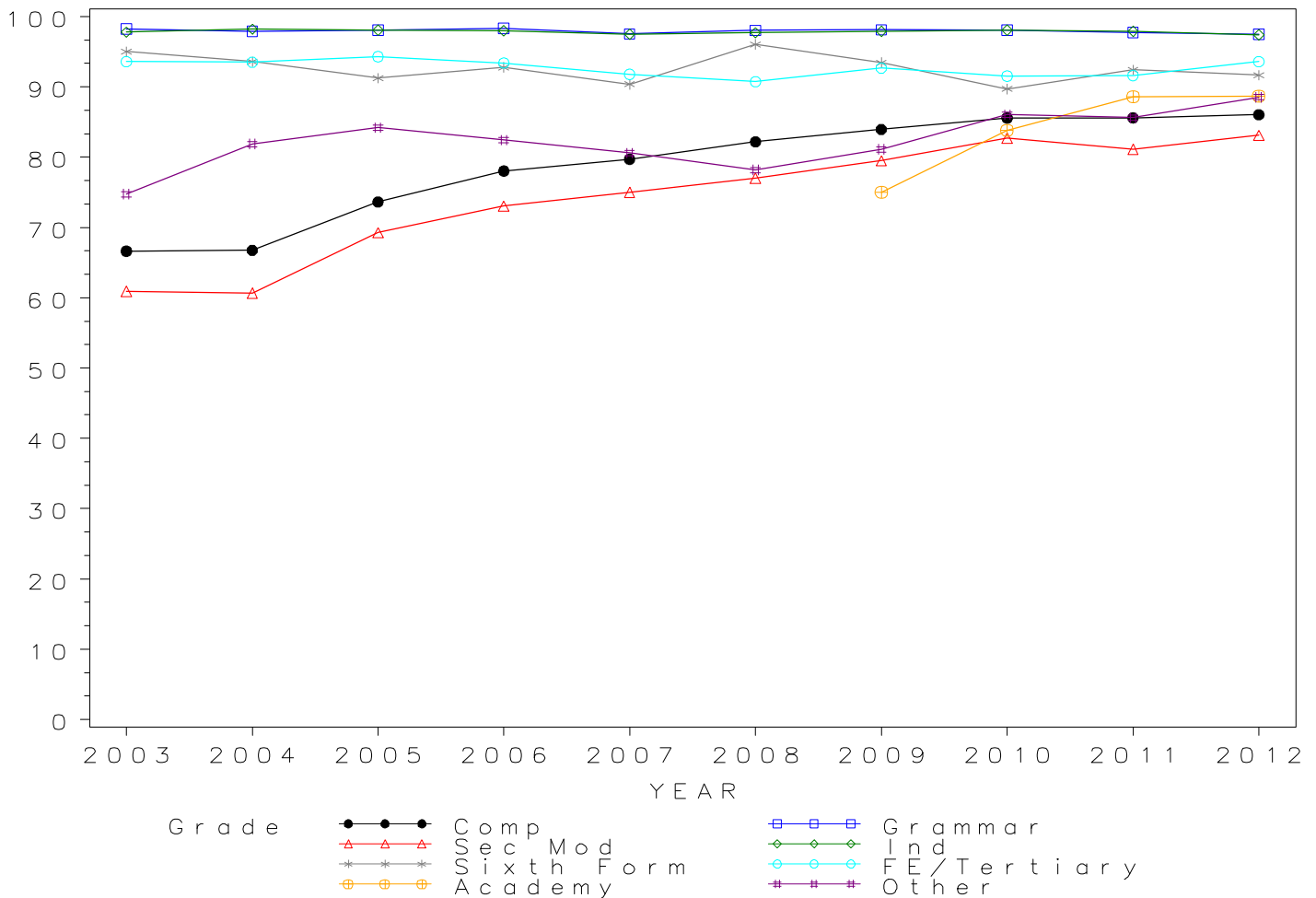
*GCSE FRENCH Grade D by school type 2003- 2012  
Cumulative Percentages*

School type	2003	2004	2005	2006	2007	2008	2009	2010	2011	2012
Comprehensive	66.6	66.8	73.6	78.0	79.7	82.2	84.0	85.6	85.6	86.0
Grammar	98.2	97.9	98.1	98.3	97.5	98.1	98.1	98.1	97.8	97.5
Sec Mod	60.9	60.7	69.3	73.1	75.0	77.0	79.5	82.7	81.1	83.1
Independent	97.8	98.2	98.1	98.0	97.5	97.7	97.9	98.1	97.9	97.4
Sixth Form	95.0	93.6	91.3	92.8	90.4	96.1	93.5	89.7	92.4	91.7
FE/Tertiary	93.6	93.5	94.3	93.4	91.8	90.7	92.7	91.5	91.6	93.6
Academy	.	.	.	.	.	.	75.0	83.8	88.6	88.7
Other	74.8	81.9	84.2	82.4	80.6	78.2	81.1	86.0	85.6	88.5

*Cumulative Numbers*

School type	2003	2004	2005	2006	2007	2008	2009	2010	2011	2012
Comprehensive	173968	165555	151359	134700	124260	117859	112099	105327	72883	68187
Grammar	19640	19841	19830	19380	18955	17652	16875	16093	10313	9657
Sec Mod	10221	9841	8697	7383	6630	6318	5093	4778	3432	2894
Independent	30987	31789	31311	31768	31136	29995	27242	26836	20582	19214
Sixth Form	153	175	146	167	122	122	100	122	73	88
FE/Tertiary	1094	1081	993	779	671	529	505	433	230	205
Academy	.	.	.	.	.	.	1946	3210	28860	35865
Other	776	624	571	465	453	889	464	709	565	656

Cumulative % at Grade D by school type



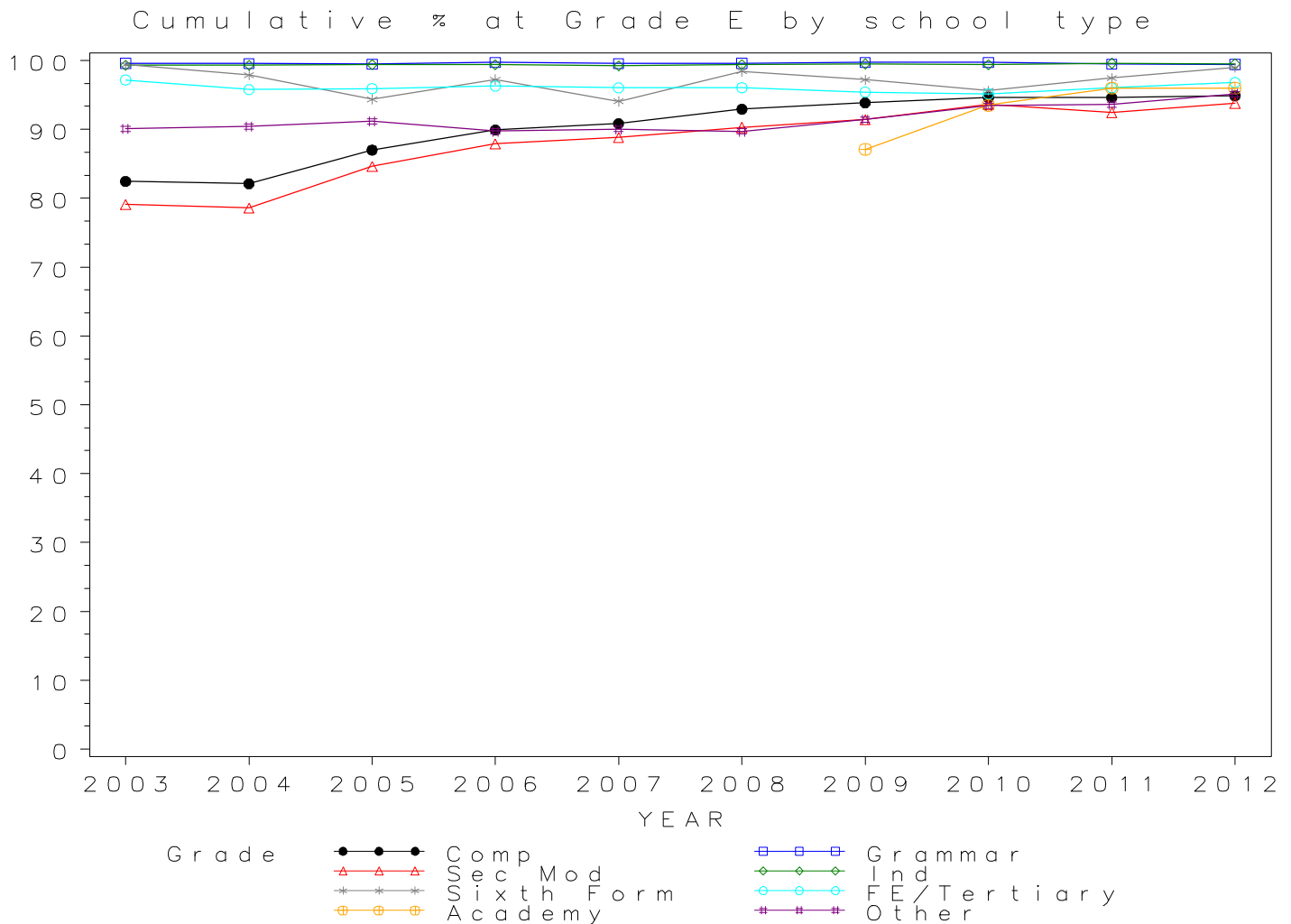


*GCSE FRENCH Grade E by school type 2003- 2012  
Cumulative Percentages*

School type	2003	2004	2005	2006	2007	2008	2009	2010	2011	2012
Comprehensive	82.4	82.1	87.0	89.9	90.8	92.9	93.8	94.6	94.6	94.9
Grammar	99.6	99.5	99.5	99.7	99.6	99.6	99.7	99.7	99.5	99.4
Sec Mod	79.1	78.6	84.6	87.9	88.8	90.3	91.4	93.6	92.5	93.8
Independent	99.3	99.3	99.4	99.4	99.2	99.4	99.5	99.4	99.6	99.5
Sixth Form	99.4	97.9	94.4	97.2	94.1	98.4	97.2	95.6	97.5	99.0
FE/Tertiary	97.2	95.8	95.9	96.3	96.0	96.1	95.4	95.1	96.0	96.8
Academy	.	.	.	.	.	.	87.1	93.5	96.0	96.0
Other	90.1	90.4	91.2	89.7	90.0	89.7	91.4	93.4	93.6	95.1

*Cumulative Numbers*

School type	2003	2004	2005	2006	2007	2008	2009	2010	2011	2012
Comprehensive	215229	203642	178848	155203	141613	133248	125301	116455	80556	75204
Grammar	19914	20173	20105	19653	19351	17930	17149	16364	10493	9848
Sec Mod	13268	12740	10623	8882	7848	7406	5858	5409	3911	3267
Independent	31462	32145	31725	32222	31679	30517	27687	27192	20940	19628
Sixth Form	160	183	151	175	127	125	104	130	77	95
FE/Tertiary	1136	1107	1010	803	702	560	520	450	241	212
Academy	.	.	.	.	.	.	2260	3581	31270	38817
Other	935	689	618	506	506	1020	523	770	618	705

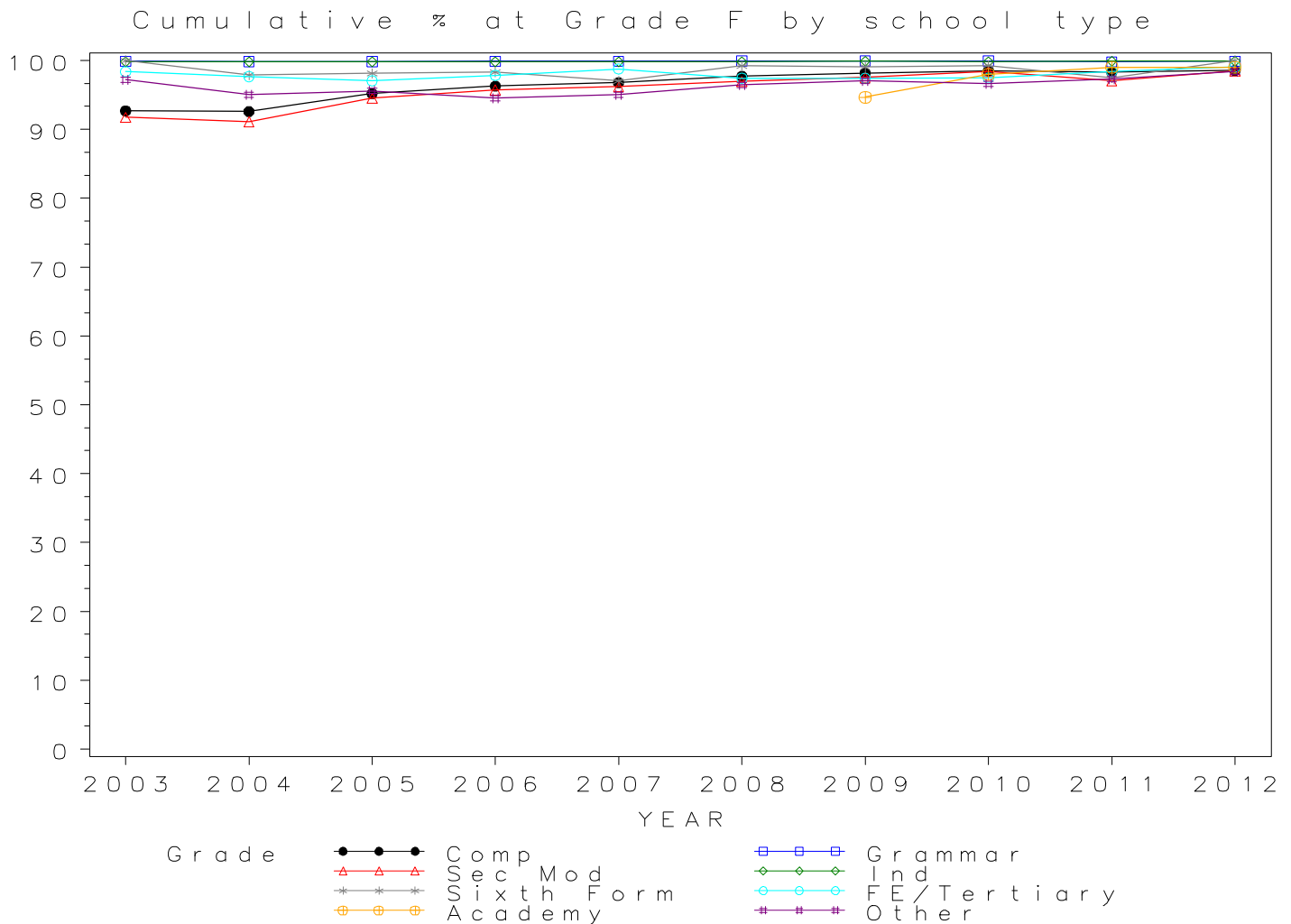


*GCSE FRENCH Grade F by school type 2003- 2012  
Cumulative Percentages*

School type	2003	2004	2005	2006	2007	2008	2009	2010	2011	2012
Comprehensive	92.7	92.6	95.2	96.3	96.8	97.7	98.2	98.5	98.3	98.5
Grammar	99.9	99.8	99.8	99.9	99.9	99.9	99.9	99.9	99.8	99.9
Sec Mod	91.8	91.1	94.5	95.7	96.2	97.0	97.5	98.4	97.0	98.5
Independent	99.8	99.8	99.8	99.8	99.8	99.8	99.9	99.8	99.9	99.9
Sixth Form	100.0	97.9	98.1	98.3	97.0	99.2	99.1	99.3	97.5	100.0
FE/Tertiary	98.4	97.7	97.1	97.8	98.8	97.4	97.4	97.5	98.4	99.1
Academy	.	.	.	.	.	.	94.7	98.0	99.0	99.0
Other	97.2	95.0	95.6	94.5	95.0	96.5	97.0	96.6	97.3	98.4

*Cumulative Numbers*

School type	2003	2004	2005	2006	2007	2008	2009	2010	2011	2012
Comprehensive	241988	229649	195670	166197	150844	140108	131076	121209	83719	78098
Grammar	19974	20234	20180	19686	19415	17990	17187	16401	10527	9892
Sec Mod	15394	14772	11867	9673	8503	7953	6250	5684	4105	3429
Independent	31621	32307	31853	32351	31870	30640	27798	27301	21003	19707
Sixth Form	161	183	157	177	131	126	106	135	77	96
FE/Tertiary	1150	1129	1022	816	722	568	531	461	247	217
Academy	.	.	.	.	.	.	2457	3753	32247	40030
Other	1009	724	648	533	534	1097	555	796	642	729



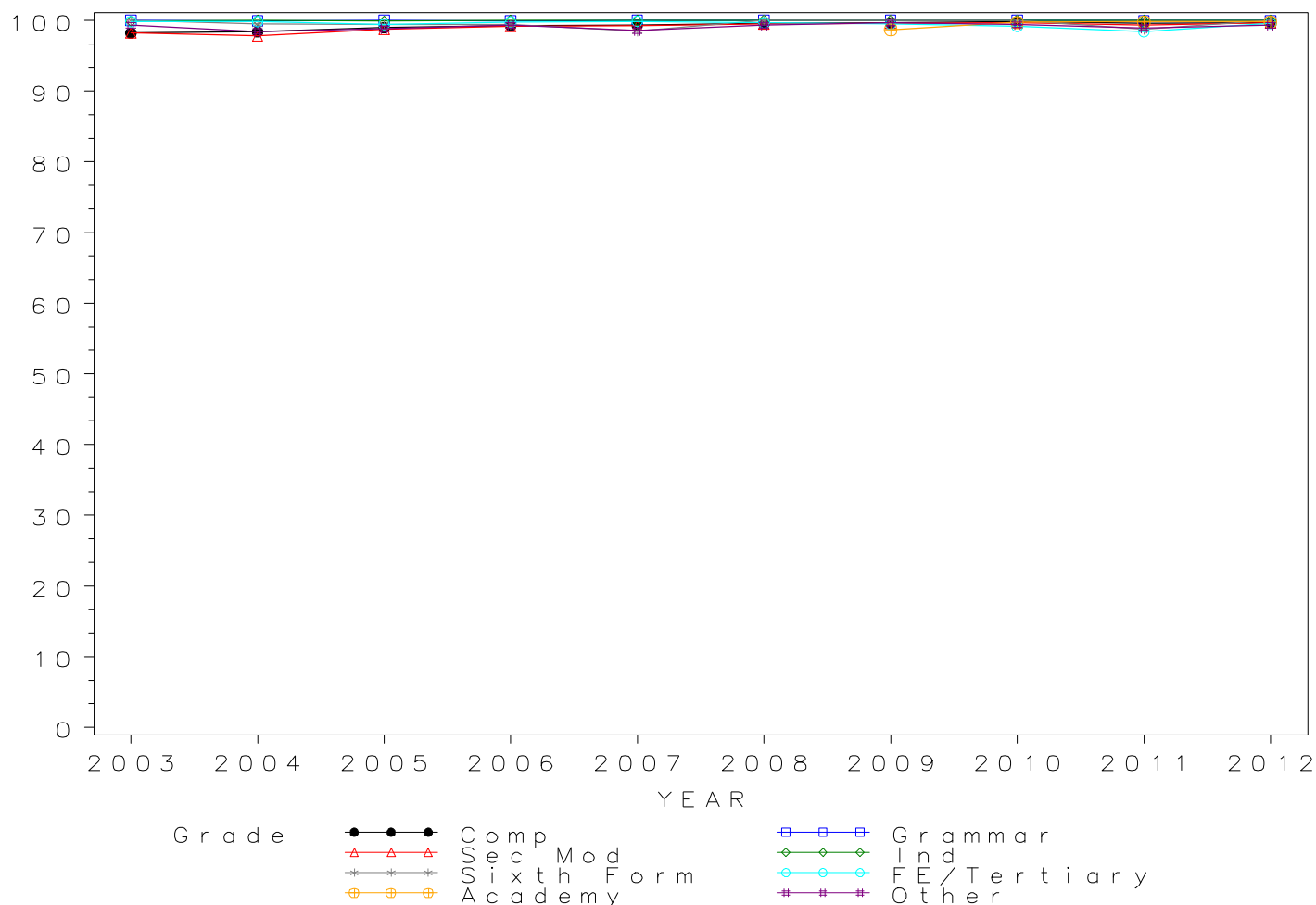
*GCSE FRENCH Grade G by school type 2003- 2012  
Cumulative Percentages*

School type	2003	2004	2005	2006	2007	2008	2009	2010	2011	2012
Comprehensive	98.2	98.4	98.9	99.2	99.3	99.5	99.6	99.8	99.5	99.7
Grammar	100.0	99.9	100.0	99.9	100.0	100.0	100.0	100.0	100.0	100.0
Sec Mod	98.2	97.8	98.8	99.2	99.2	99.5	99.6	99.7	99.3	99.7
Independent	99.9	100.0	99.9	100.0	100.0	100.0	100.0	100.0	100.0	100.0
Sixth Form	100.0	99.5	99.4	99.4	98.5	100.0	100.0	100.0	98.7	100.0
FE/Tertiary	99.8	99.8	99.4	99.8	99.9	99.7	99.4	99.2	98.4	99.5
Academy	.	.	.	.	.	.	98.7	99.7	99.8	99.8
Other	99.3	98.4	98.8	99.3	98.6	99.3	99.7	99.4	98.9	99.3

*Cumulative Numbers*

School type	2003	2004	2005	2006	2007	2008	2009	2010	2011	2012
Comprehensive	256397	243963	203418	171295	154824	142714	133005	122808	84753	78991
Grammar	19994	20254	20214	19693	19435	18002	17198	16411	10546	9902
Sec Mod	16477	15855	12401	10022	8767	8162	6380	5758	4201	3471
Independent	31652	32372	31885	32416	31934	30701	27826	27356	21024	19727
Sixth Form	161	186	159	179	133	127	107	136	78	96
FE/Tertiary	1167	1154	1047	832	730	581	542	469	247	218
Academy	.	.	.	.	.	.	2561	3819	32508	40353
Other	1031	750	670	560	554	1129	570	819	653	736

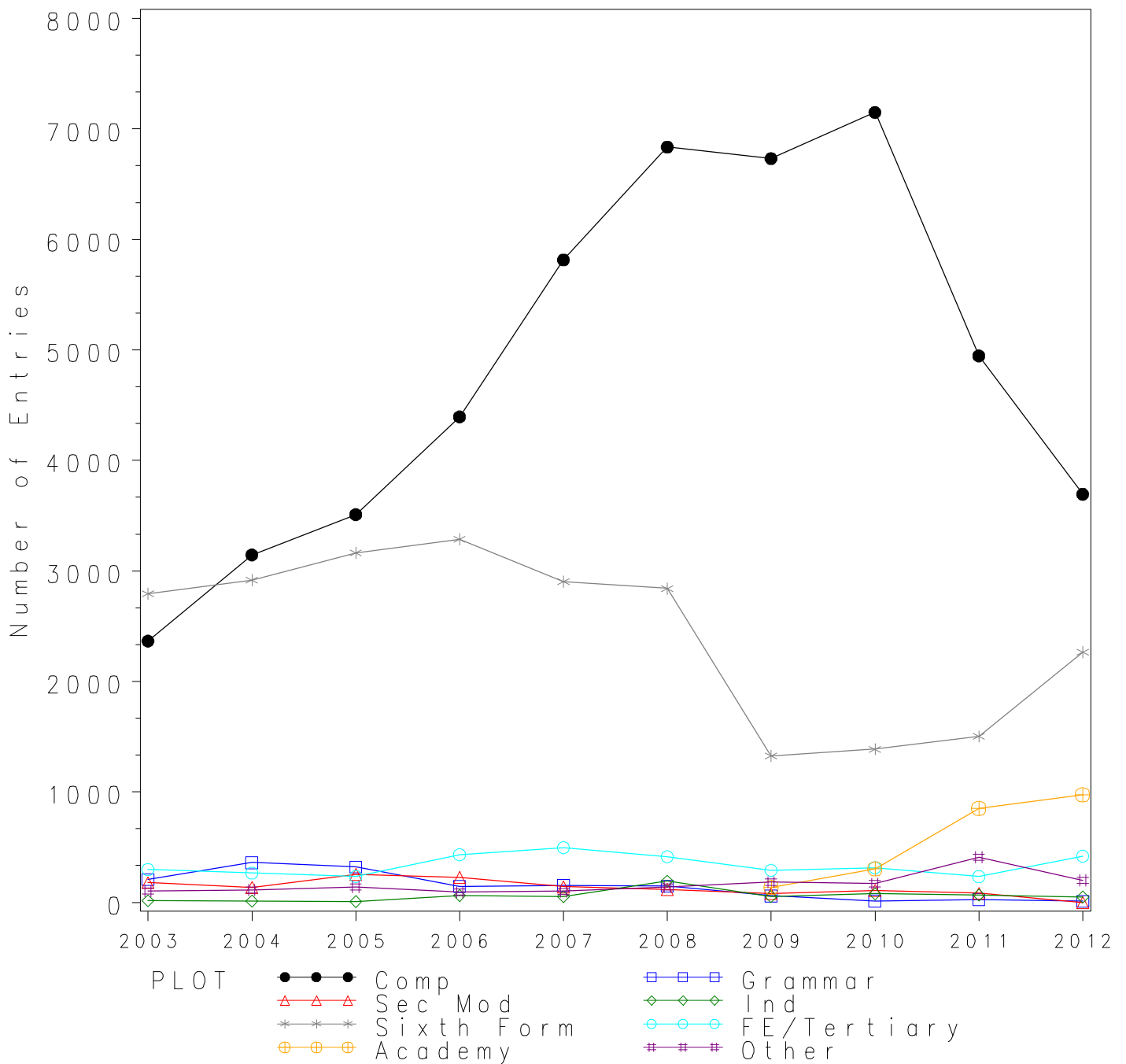
Cumulative % at Grade G by school type



*Numbers of GCSE entries in GENERAL STUDIES by school type 2003- 2012*

School type	2003	2004	2005	2006	2007	2008	2009	2010	2011	2012
Comprehensive	2365	3145	3510	4394	5815	6836	6732	7150	4946	3694
Grammar	207	361	320	144	153	147	60	14	26	11
Sec Mod	179	137	254	226	142	118	79	109	83	0
Independent	15	12	8	64	52	192	54	78	67	48
Sixth Form	2793	2918	3163	3287	2902	2841	1327	1387	1502	2265
FE/Tertiary	298	266	235	432	496	414	291	314	234	419
Academy	.	.	.	.	.	.	137	302	849	974
Other	103	114	141	93	101	141	184	170	408	199

**GCSE GENERAL STUDIES Entries by school type 2003–2012**



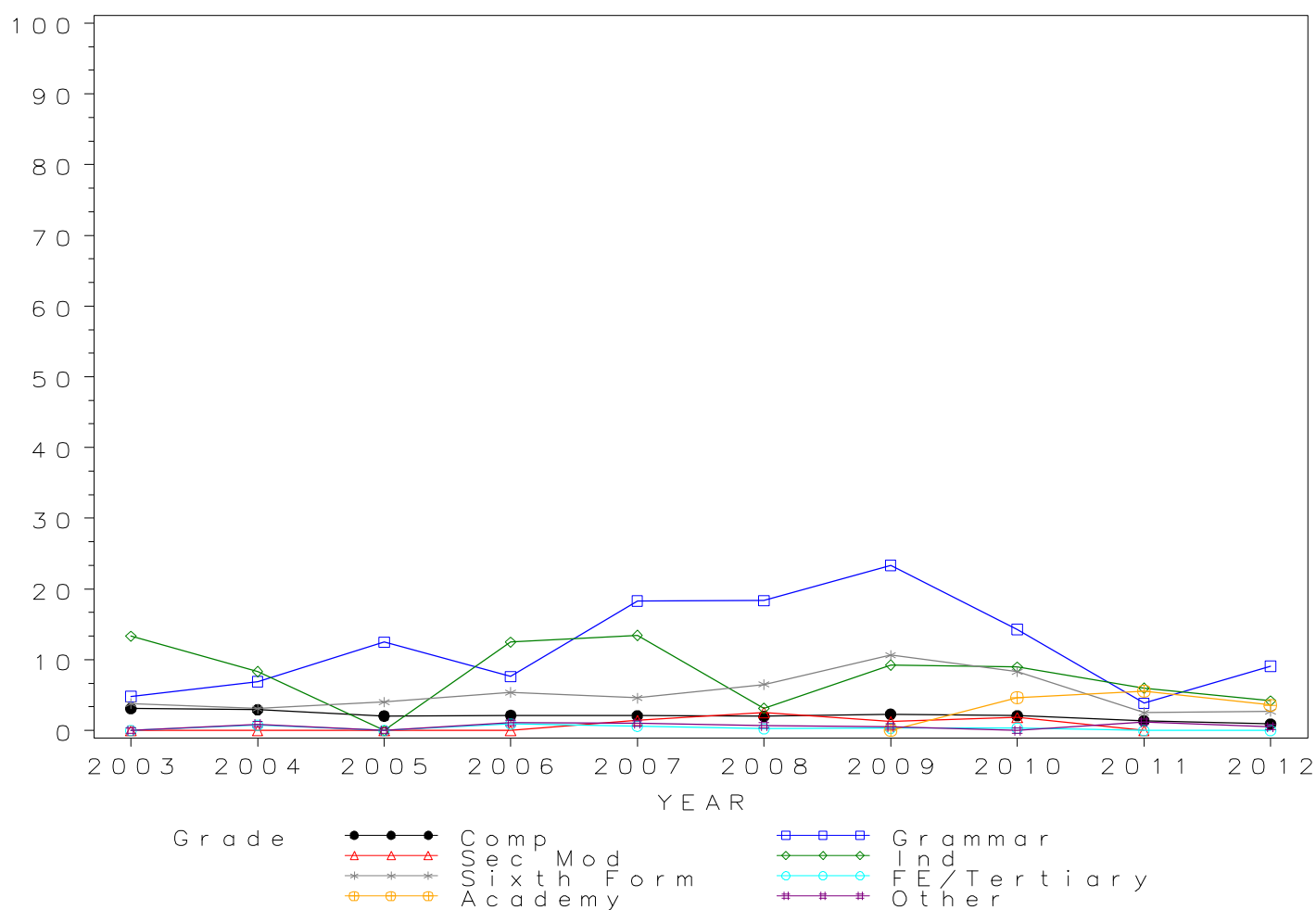
## GCSE GENERAL STUDIES Grade A\* by school type 2003-2012 Cumulative Percentages

School type	2003	2004	2005	2006	2007	2008	2009	2010	2011	2012
Comprehensive	3.1	2.9	2.1	2.1	2.1	2.0	2.3	2.1	1.4	0.9
Grammar	4.8	6.9	12.5	7.6	18.3	18.4	23.3	14.3	3.8	9.1
Sec Mod	0.0	0.0	0.0	0.0	1.4	2.5	1.3	1.8	0.0	.
Independent	13.3	8.3	0.0	12.5	13.5	3.1	9.3	9.0	6.0	4.2
Sixth Form	3.8	3.1	4.0	5.4	4.6	6.5	10.6	8.3	2.5	2.7
FE/Tertiary	0.0	0.8	0.0	0.9	0.6	0.2	0.3	0.3	0.0	0.0
Academy	.	.	.	.	.	.	0.0	4.6	5.5	3.6
Other	0.0	0.9	0.0	1.1	1.0	0.7	0.5	0.0	1.2	0.5

### Cumulative Numbers

School type	2003	2004	2005	2006	2007	2008	2009	2010	2011	2012
Comprehensive	73	92	72	94	121	136	155	150	68	34
Grammar	10	25	40	11	28	27	14	2	1	1
Sec Mod	0	0	0	0	2	3	1	2	0	0
Independent	2	1	0	8	7	6	5	7	4	2
Sixth Form	106	90	127	177	133	185	141	115	38	61
FE/Tertiary	0	2	0	4	3	1	1	1	0	0
Academy	.	.	.	.	.	.	0	14	47	35
Other	0	1	0	1	1	1	1	0	5	1

Cumulative % at Grade A\* by school type



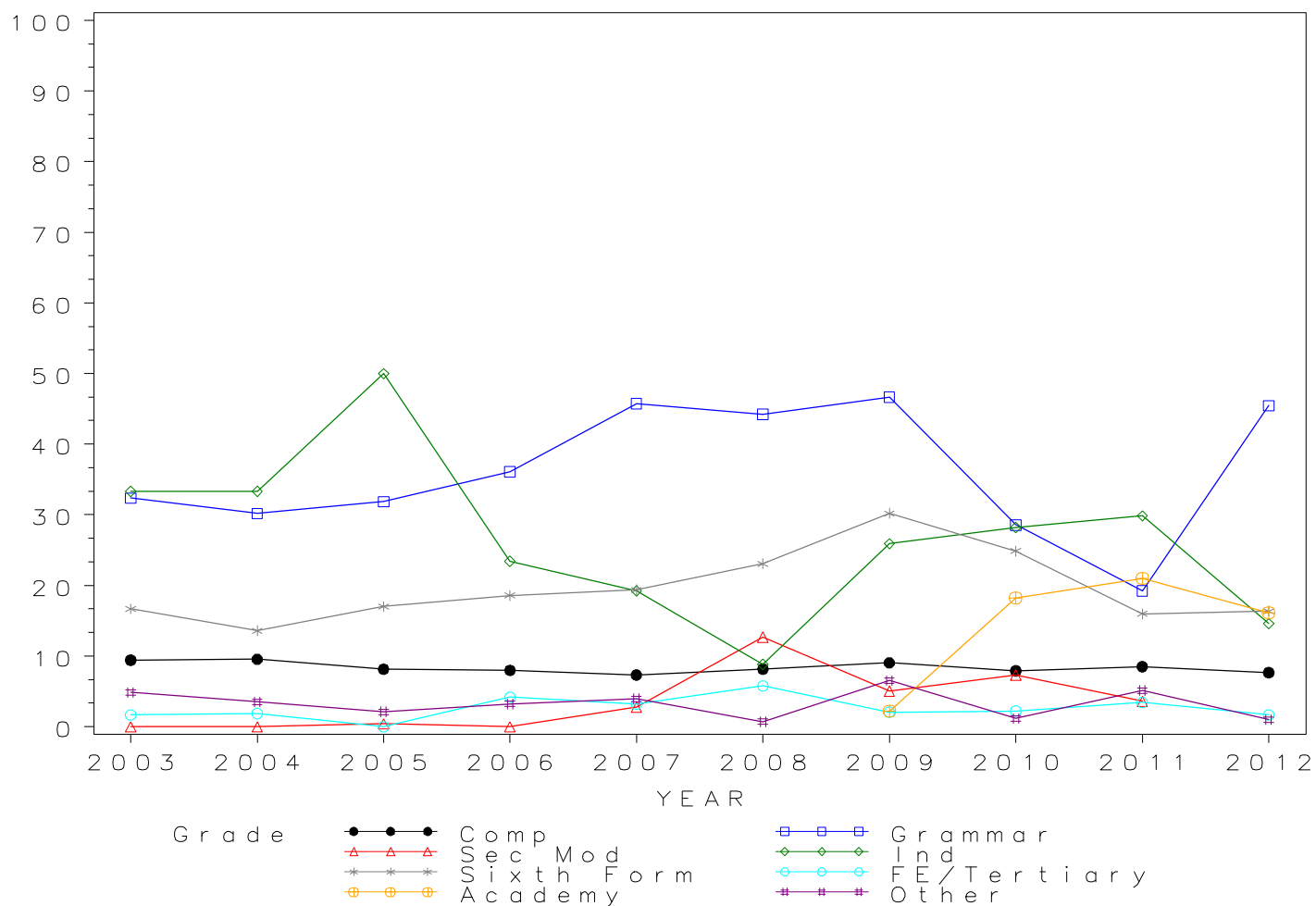
## GCSE GENERAL STUDIES Grade A by school type 2003- 2012 Cumulative Percentages

School type	2003	2004	2005	2006	2007	2008	2009	2010	2011	2012
Comprehensive	9.4	9.5	8.1	8.0	7.3	8.2	9.0	7.9	8.5	7.7
Grammar	32.4	30.2	31.9	36.1	45.8	44.2	46.7	28.6	19.2	45.5
Sec Mod	0.0	0.0	0.4	0.0	2.8	12.7	5.1	7.3	3.6	.
Independent	33.3	33.3	50.0	23.4	19.2	8.9	25.9	28.2	29.9	14.6
Sixth Form	16.7	13.6	17.0	18.6	19.4	23.1	30.2	24.9	16.0	16.4
FE/Tertiary	1.7	1.9	0.0	4.2	3.2	5.8	2.1	2.2	3.4	1.7
Academy	.	.	.	.	.	.	2.2	18.2	21.0	16.1
Other	4.9	3.5	2.1	3.2	4.0	0.7	6.5	1.2	5.1	1.0

### Cumulative Numbers

School type	2003	2004	2005	2006	2007	2008	2009	2010	2011	2012
Comprehensive	223	300	286	351	426	559	608	566	421	283
Grammar	67	109	102	52	70	65	28	4	5	5
Sec Mod	0	0	1	0	4	15	4	8	3	0
Independent	5	4	4	15	10	17	14	22	20	7
Sixth Form	466	397	538	611	563	656	401	345	240	371
FE/Tertiary	5	5	0	18	16	24	6	7	8	7
Academy	.	.	.	.	.	.	3	55	178	157
Other	5	4	3	3	4	1	12	2	21	2

Cumulative % at Grade A by school type



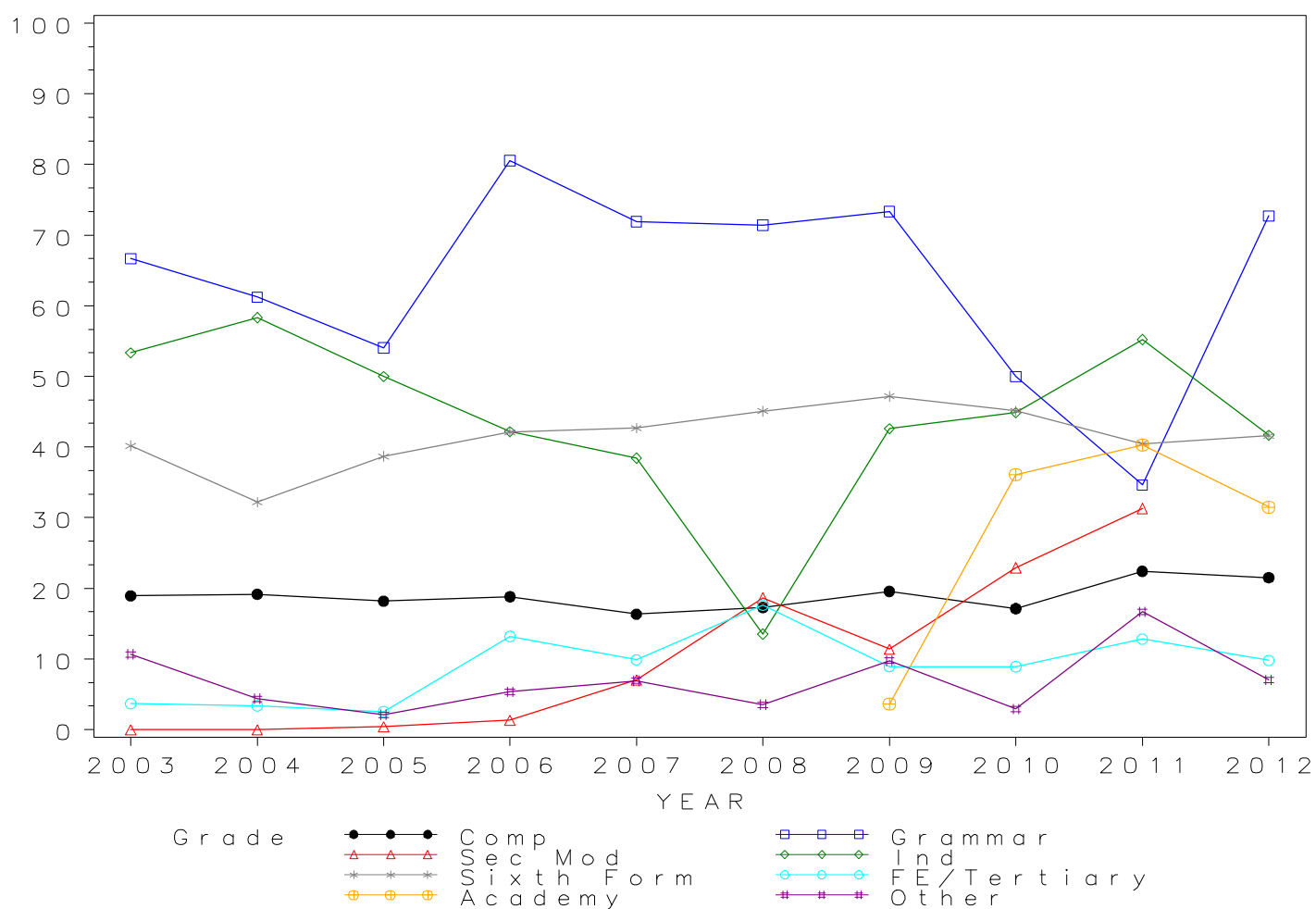
*GCSE GENERAL STUDIES Grade B by school type 2003- 2012  
Cumulative Percentages*

School type	2003	2004	2005	2006	2007	2008	2009	2010	2011	2012
Comprehensive	18.9	19.2	18.2	18.8	16.3	17.3	19.6	17.1	22.4	21.5
Grammar	66.7	61.2	54.1	80.6	71.9	71.4	73.3	50.0	34.6	72.7
Sec Mod	0.0	0.0	0.4	1.3	7.0	18.6	11.4	22.9	31.3	.
Independent	53.3	58.3	50.0	42.2	38.5	13.5	42.6	44.9	55.2	41.7
Sixth Form	40.2	32.2	38.7	42.1	42.7	45.1	47.2	45.1	40.5	41.6
FE/Tertiary	3.7	3.4	2.6	13.2	9.9	17.6	8.9	8.9	12.8	9.8
Academy	.	.	.	.	.	.	3.6	36.1	40.3	31.5
Other	10.7	4.4	2.1	5.4	6.9	3.5	9.8	2.9	16.7	7.0

*Cumulative Numbers*

School type	2003	2004	2005	2006	2007	2008	2009	2010	2011	2012
Comprehensive	448	603	639	827	950	1183	1318	1225	1109	795
Grammar	138	221	173	116	110	105	44	7	9	8
Sec Mod	0	0	1	3	10	22	9	25	26	0
Independent	8	7	4	27	20	26	23	35	37	20
Sixth Form	1123	940	1224	1384	1239	1281	626	626	608	942
FE/Tertiary	11	9	6	57	49	73	26	28	30	41
Academy	.	.	.	.	.	.	5	109	342	307
Other	11	5	3	5	7	5	18	5	68	14

Cumulative % at Grade B by school type



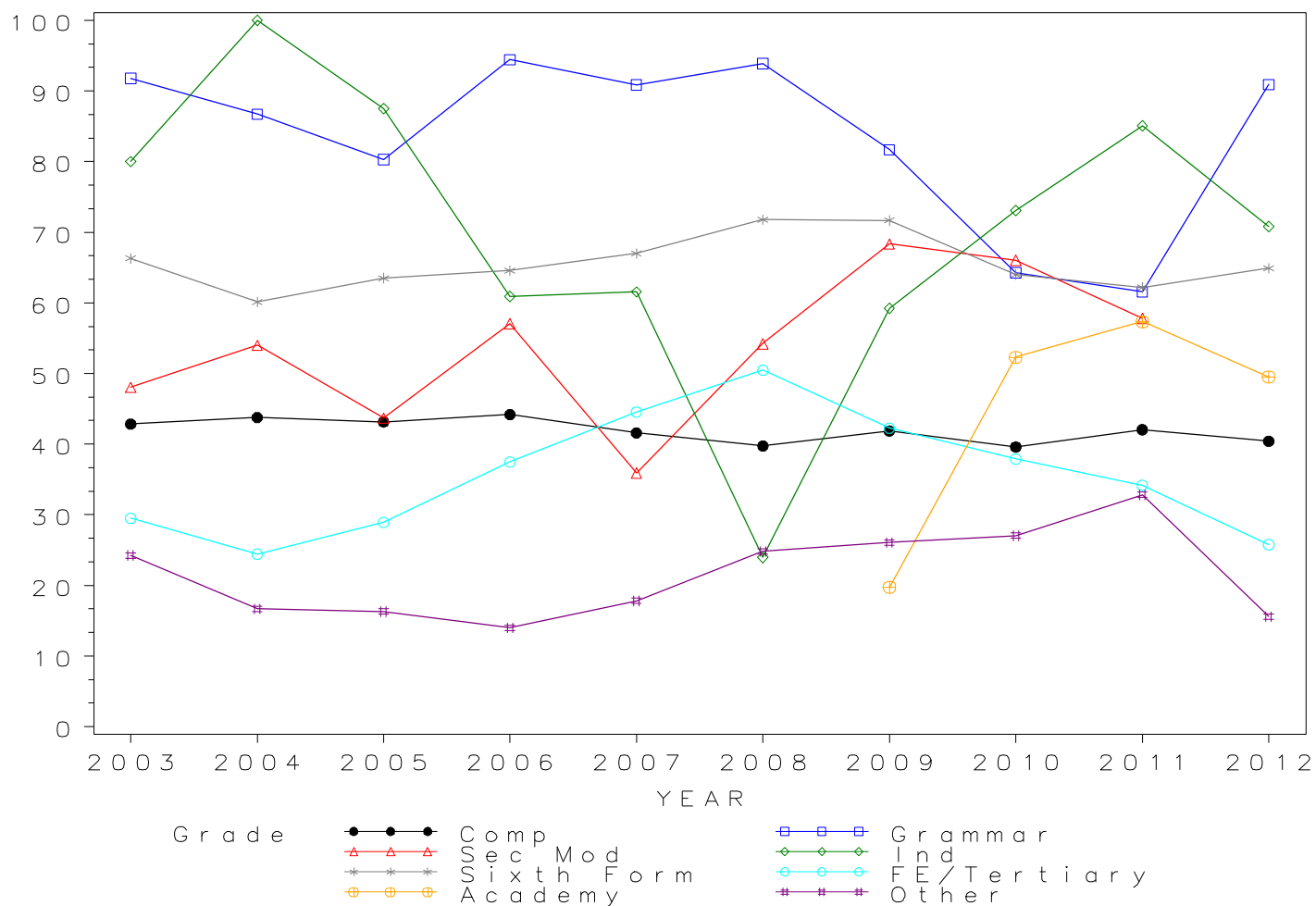
## GCSE GENERAL STUDIES Grade C by school type 2003-2012 Cumulative Percentages

School type	2003	2004	2005	2006	2007	2008	2009	2010	2011	2012
Comprehensive	42.8	43.8	43.2	44.2	41.6	39.7	41.9	39.6	42.1	40.4
Grammar	91.8	86.7	80.3	94.4	90.8	93.9	81.7	64.3	61.5	90.9
Sec Mod	48.0	54.0	43.7	57.1	35.9	54.2	68.4	66.1	57.8	.
Independent	80.0	100.0	87.5	60.9	61.5	24.0	59.3	73.1	85.1	70.8
Sixth Form	66.3	60.1	63.5	64.6	67.0	71.8	71.7	64.0	62.2	64.9
FE/Tertiary	29.5	24.4	28.9	37.5	44.6	50.5	42.3	37.9	34.2	25.8
Academy	.	.	.	.	.	.	19.7	52.3	57.4	49.5
Other	24.3	16.7	16.3	14.0	17.8	24.8	26.1	27.1	32.8	15.6

### Cumulative Numbers

School type	2003	2004	2005	2006	2007	2008	2009	2010	2011	2012
Comprehensive	1013	1377	1515	1942	2419	2717	2819	2832	2080	1493
Grammar	190	313	257	136	139	138	49	9	16	10
Sec Mod	86	74	111	129	51	64	54	72	48	0
Independent	12	12	7	39	32	46	32	57	57	34
Sixth Form	1852	1754	2009	2123	1944	2040	951	888	934	1470
FE/Tertiary	88	65	68	162	221	209	123	119	80	108
Academy	.	.	.	.	.	.	27	158	487	482
Other	25	19	23	13	18	35	48	46	134	31

Cumulative % at Grade C by school type



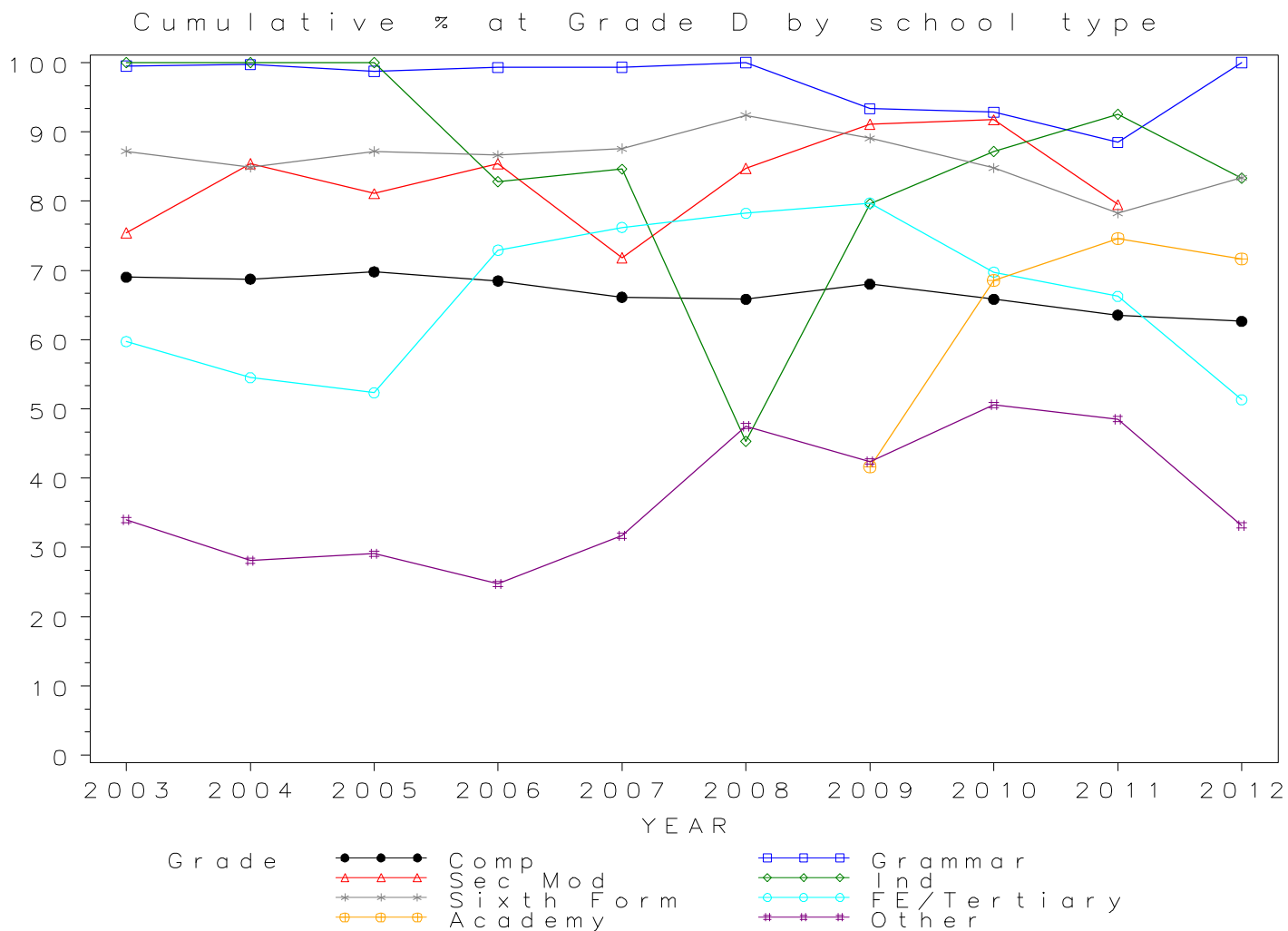


## GCSE GENERAL STUDIES Grade D by school type 2003- 2012 Cumulative Percentages

School type	2003	2004	2005	2006	2007	2008	2009	2010	2011	2012
Comprehensive	69.0	68.7	69.8	68.5	66.1	65.8	68.0	65.8	63.5	62.6
Grammar	99.5	99.7	98.8	99.3	99.3	100.0	93.3	92.9	88.5	100.0
Sec Mod	75.4	85.4	81.1	85.4	71.8	84.7	91.1	91.7	79.5	.
Independent	100.0	100.0	100.0	82.8	84.6	45.3	79.6	87.2	92.5	83.3
Sixth Form	87.2	84.9	87.2	86.6	87.6	92.4	89.1	84.8	78.2	83.4
FE/Tertiary	59.7	54.5	52.3	72.9	76.2	78.3	79.7	69.7	66.2	51.3
Academy	.	.	.	.	.	.	41.6	68.5	74.6	71.7
Other	34.0	28.1	29.1	24.7	31.7	47.5	42.4	50.6	48.5	33.2

### Cumulative Numbers

School type	2003	2004	2005	2006	2007	2008	2009	2010	2011	2012
Comprehensive	1632	2162	2450	3009	3845	4500	4579	4707	3143	2314
Grammar	206	360	316	143	152	147	56	13	23	11
Sec Mod	135	117	206	193	102	100	72	100	66	0
Independent	15	12	8	53	44	87	43	68	62	40
Sixth Form	2435	2477	2758	2847	2542	2625	1182	1176	1175	1889
FE/Tertiary	178	145	123	315	378	324	232	219	155	215
Academy	.	.	.	.	.	.	57	207	633	698
Other	35	32	41	23	32	67	78	86	198	66

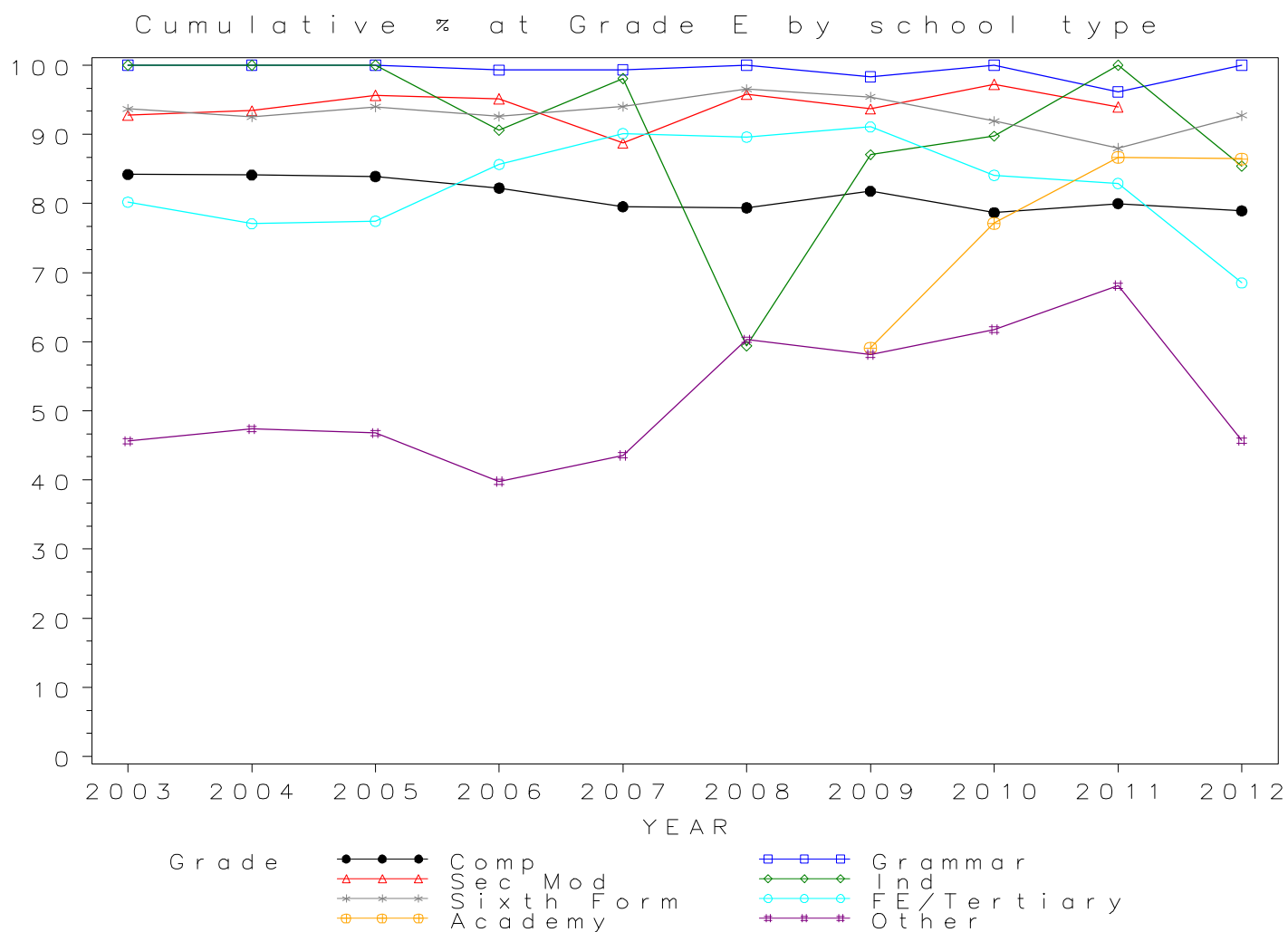


## GCSE GENERAL STUDIES Grade E by school type 2003- 2012 Cumulative Percentages

School type	2003	2004	2005	2006	2007	2008	2009	2010	2011	2012
Comprehensive	84.2	84.1	83.9	82.2	79.5	79.4	81.8	78.7	80.0	78.9
Grammar	100.0	100.0	100.0	99.3	99.3	100.0	98.3	100.0	96.2	100.0
Sec Mod	92.7	93.4	95.7	95.1	88.7	95.8	93.7	97.2	94.0	.
Independent	100.0	100.0	100.0	90.6	98.1	59.4	87.0	89.7	100.0	85.4
Sixth Form	93.7	92.5	94.0	92.6	94.0	96.5	95.4	91.9	88.0	92.7
FE/Tertiary	80.2	77.1	77.4	85.6	90.1	89.6	91.1	84.1	82.9	68.5
Academy	.	.	.	.	.	.	59.1	77.2	86.7	86.4
Other	45.6	47.4	46.8	39.8	43.6	60.3	58.2	61.8	68.1	45.7

## Cumulative Numbers

School type	2003	2004	2005	2006	2007	2008	2009	2010	2011	2012
Comprehensive	1991	2645	2945	3613	4625	5426	5504	5626	3956	2916
Grammar	207	361	320	143	152	147	59	14	25	11
Sec Mod	166	128	243	215	126	113	74	106	78	0
Independent	15	12	8	58	51	114	47	70	67	41
Sixth Form	2617	2699	2973	3044	2728	2742	1266	1275	1322	2100
FE/Tertiary	239	205	182	370	447	371	265	264	194	287
Academy	.	.	.	.	.	.	81	233	736	842
Other	47	54	66	37	44	85	107	105	278	91

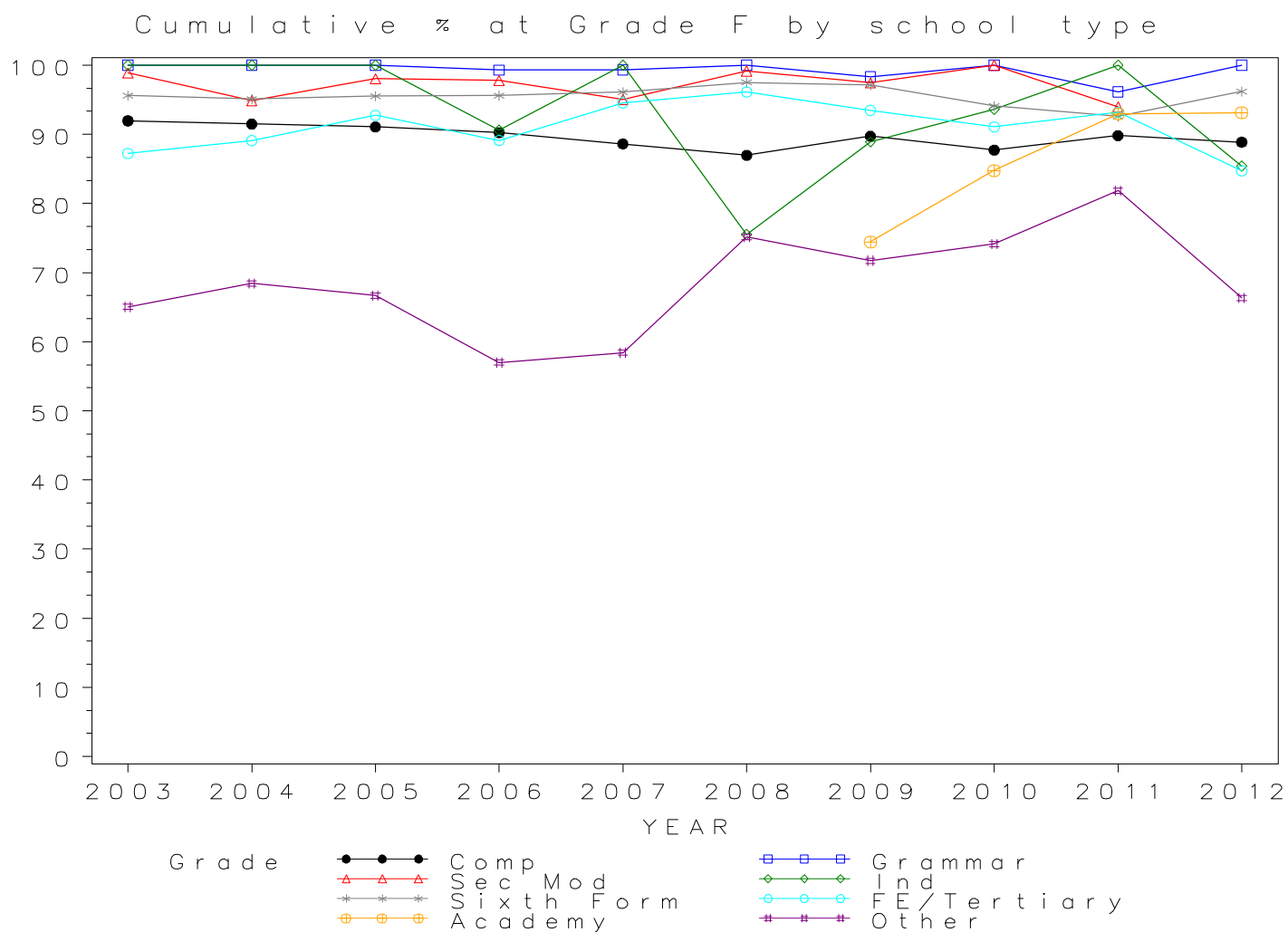


*GCSE GENERAL STUDIES Grade F by school type 2003- 2012  
Cumulative Percentages*

School type	2003	2004	2005	2006	2007	2008	2009	2010	2011	2012
Comprehensive	92.0	91.5	91.1	90.3	88.6	87.0	89.7	87.7	89.8	88.9
Grammar	100.0	100.0	100.0	99.3	99.3	100.0	98.3	100.0	96.2	100.0
Sec Mod	98.9	94.9	98.0	97.8	95.1	99.2	97.5	100.0	94.0	.
Independent	100.0	100.0	100.0	90.6	100.0	75.5	88.9	93.6	100.0	85.4
Sixth Form	95.6	95.1	95.5	95.6	96.1	97.5	97.1	94.1	92.6	96.2
FE/Tertiary	87.2	89.1	92.8	89.1	94.6	96.1	93.5	91.1	93.2	84.7
Academy	.	.	.	.	.	.	74.5	84.8	92.9	93.1
Other	65.0	68.4	66.7	57.0	58.4	75.2	71.7	74.1	81.9	66.3

*Cumulative Numbers*

School type	2003	2004	2005	2006	2007	2008	2009	2010	2011	2012
Comprehensive	2175	2877	3197	3966	5153	5946	6040	6272	4443	3283
Grammar	207	361	320	143	152	147	59	14	25	11
Sec Mod	177	130	249	221	135	117	77	109	78	0
Independent	15	12	8	58	52	145	48	73	67	41
Sixth Form	2670	2775	3021	3142	2789	2770	1289	1305	1391	2179
FE/Tertiary	260	237	218	385	469	398	272	286	218	355
Academy	.	.	.	.	.	.	102	256	789	907
Other	67	78	94	53	59	106	132	126	334	132

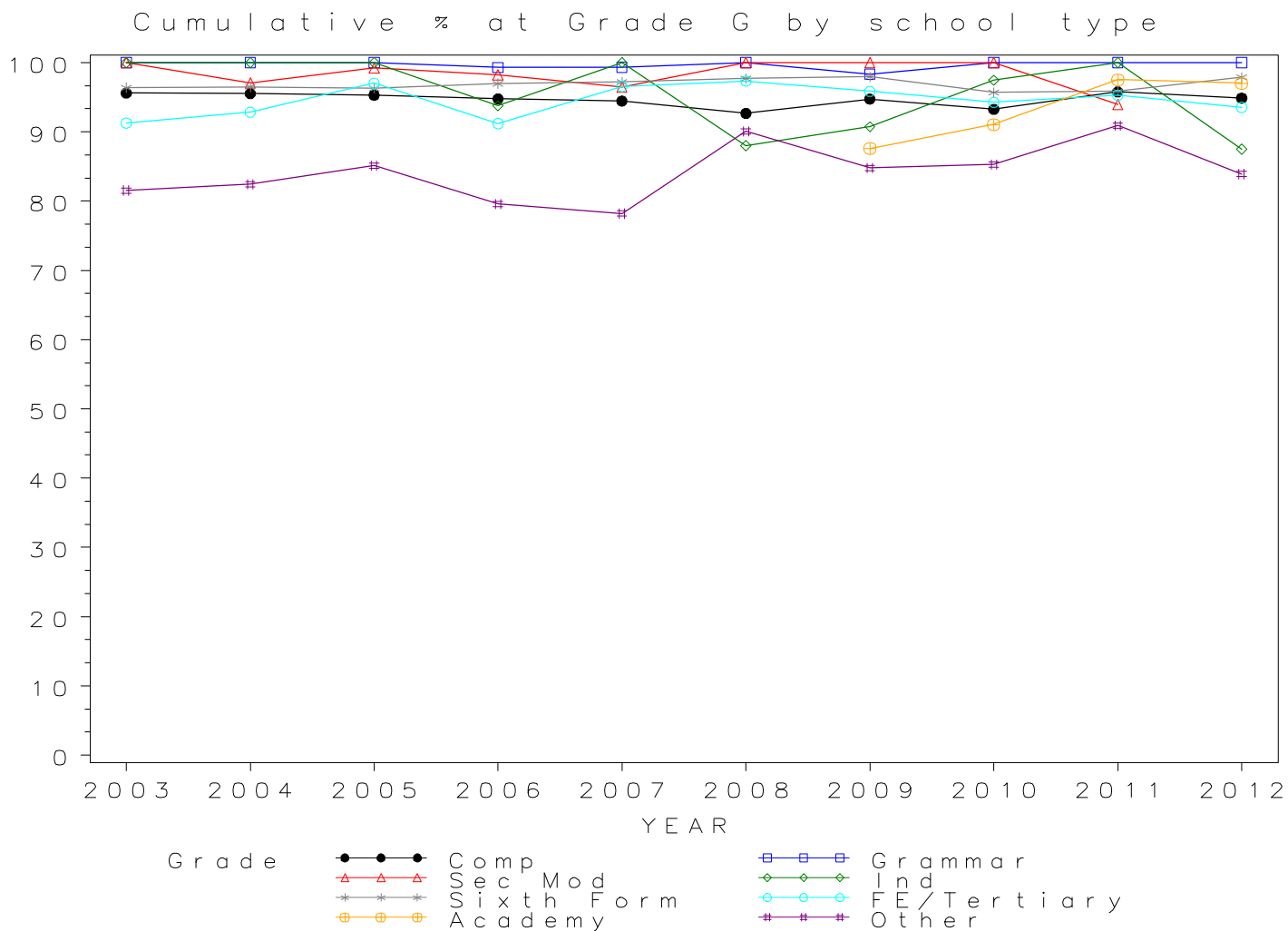


*GCSE GENERAL STUDIES Grade G by school type 2003- 2012  
Cumulative Percentages*

School type	2003	2004	2005	2006	2007	2008	2009	2010	2011	2012
Comprehensive	95.6	95.5	95.3	94.8	94.5	92.7	94.7	93.3	95.8	94.9
Grammar	100.0	100.0	100.0	99.3	99.3	100.0	98.3	100.0	100.0	100.0
Sec Mod	100.0	97.1	99.2	98.2	96.5	100.0	100.0	100.0	94.0	.
Independent	100.0	100.0	100.0	93.8	100.0	88.0	90.7	97.4	100.0	87.5
Sixth Form	96.4	96.5	96.3	97.0	97.2	97.7	98.0	95.7	95.9	97.9
FE/Tertiary	91.3	92.9	97.0	91.2	96.6	97.3	95.9	94.3	95.3	93.6
Academy	.	.	.	.	.	.	87.6	91.1	97.5	97.0
Other	81.6	82.5	85.1	79.6	78.2	90.1	84.8	85.3	90.9	83.9

*Cumulative Numbers*

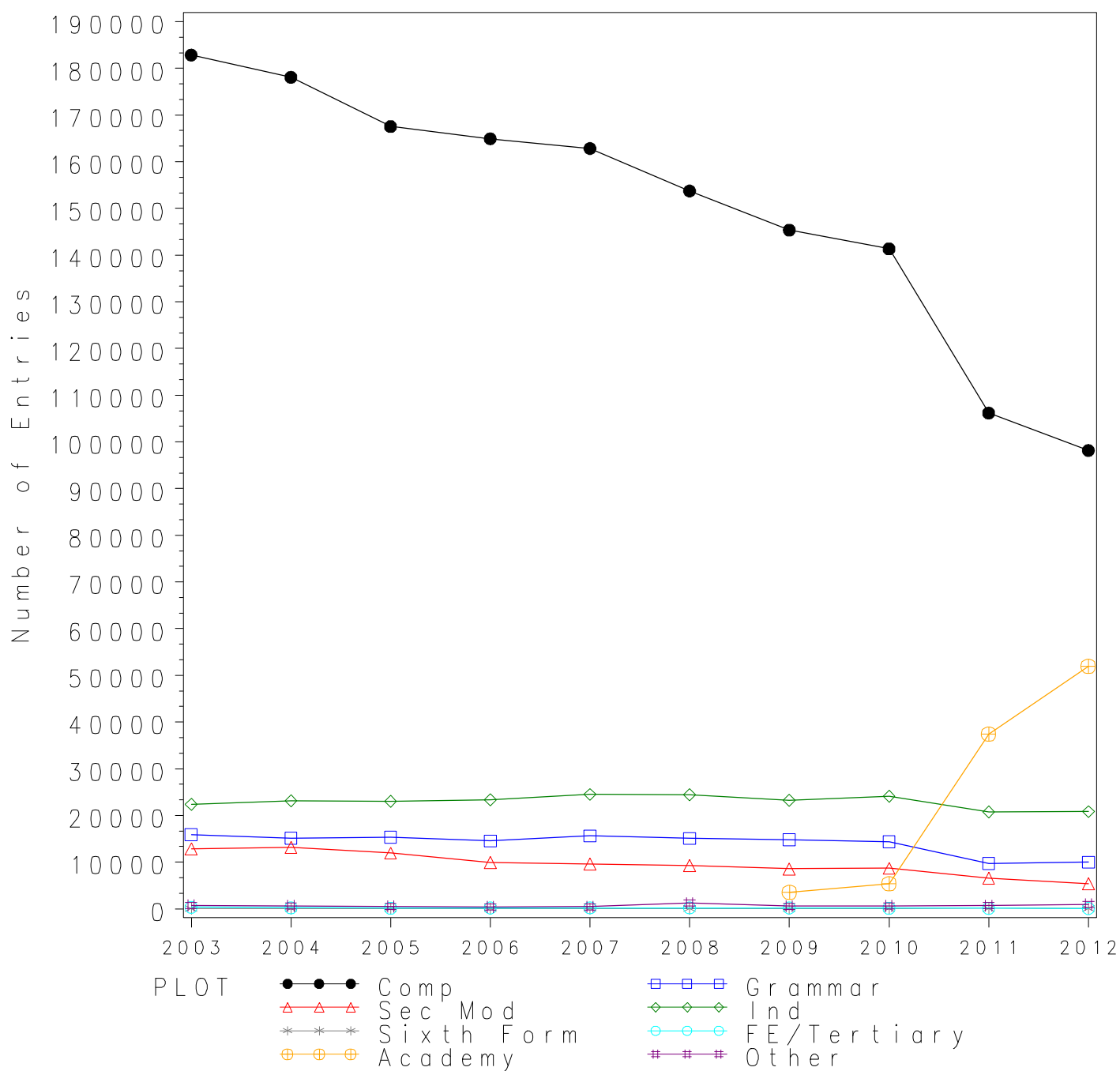
School type	2003	2004	2005	2006	2007	2008	2009	2010	2011	2012
Comprehensive	2261	3004	3345	4165	5493	6335	6378	6668	4737	3505
Grammar	207	361	320	143	152	147	59	14	26	11
Sec Mod	179	133	252	222	137	118	79	109	78	0
Independent	15	12	8	60	52	169	49	76	67	42
Sixth Form	2692	2816	3046	3188	2821	2776	1300	1327	1440	2217
FE/Tertiary	272	247	228	394	479	403	279	296	223	392
Academy	.	.	.	.	.	.	120	275	828	945
Other	84	94	120	74	79	127	156	145	371	167



## Numbers of GCSE entries in GEOGRAPHY by school type 2003-2012

School type	2003	2004	2005	2006	2007	2008	2009	2010	2011	2012
Comprehensive	182853	178090	167542	164929	162836	153737	145365	141338	106176	98171
Grammar	15878	15162	15377	14561	15625	15091	14832	14390	9747	10013
Sec Mod	12867	13194	11955	9953	9602	9284	8570	8693	6556	5400
Independent	22380	23160	23021	23363	24512	24451	23225	24092	20747	20831
Sixth Form	107	112	98	70	110	86	61	108	124	100
FE/Tertiary	339	235	147	208	221	223	194	155	126	89
Academy	.	.	.	.	.	.	3513	5351	37380	51948
Other	729	604	507	404	457	1234	568	643	692	982

### GCSE GEOGRAPHY Entries by school type 2003–2012



## GCSE GEOGRAPHY Grade A\* by school type 2003- 2012

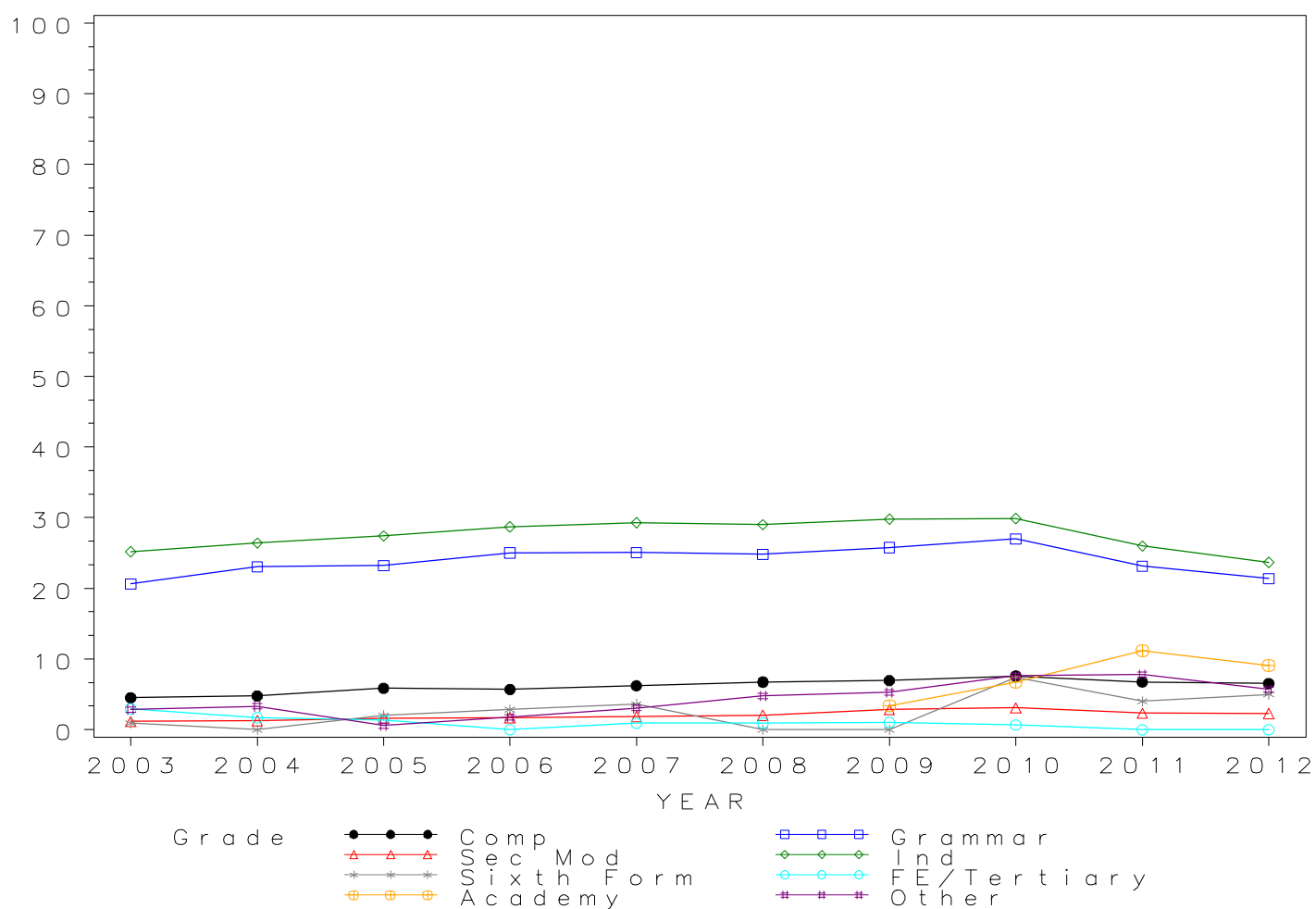
### Cumulative Percentages

School type	2003	2004	2005	2006	2007	2008	2009	2010	2011	2012
Comprehensive	4.5	4.8	5.9	5.7	6.2	6.7	7.0	7.6	6.8	6.6
Grammar	20.6	23.0	23.2	25.0	25.1	24.8	25.8	27.0	23.1	21.4
Sec Mod	1.2	1.3	1.6	1.7	1.9	2.1	2.9	3.1	2.3	2.3
Independent	25.2	26.4	27.4	28.7	29.3	29.0	29.8	29.9	26.0	23.7
Sixth Form	0.9	0.0	2.0	2.9	3.6	0.0	0.0	7.4	4.0	5.0
FE/Tertiary	2.9	1.7	1.4	0.0	0.9	0.9	1.0	0.6	0.0	0.0
Academy	.	.	.	.	.	.	3.4	6.7	11.2	9.1
Other	2.9	3.3	0.6	1.7	3.1	4.8	5.3	7.6	7.8	5.7

### Cumulative Numbers

School type	2003	2004	2005	2006	2007	2008	2009	2010	2011	2012
Comprehensive	8249	8496	9837	9378	10126	10375	10123	10705	7174	6432
Grammar	3274	3494	3571	3644	3916	3746	3824	3888	2254	2140
Sec Mod	151	168	195	169	182	191	245	269	154	125
Independent	5640	6114	6308	6705	7182	7091	6921	7204	5394	4937
Sixth Form	1	0	2	2	4	0	0	8	5	5
FE/Tertiary	10	4	2	0	2	2	2	1	0	0
Academy	.	.	.	.	.	.	119	359	4187	4727
Other	21	20	3	7	14	59	30	49	54	56

Cumulative % at Grade A\* by school type



## GCSE GEOGRAPHY Grade A by school type 2003- 2012

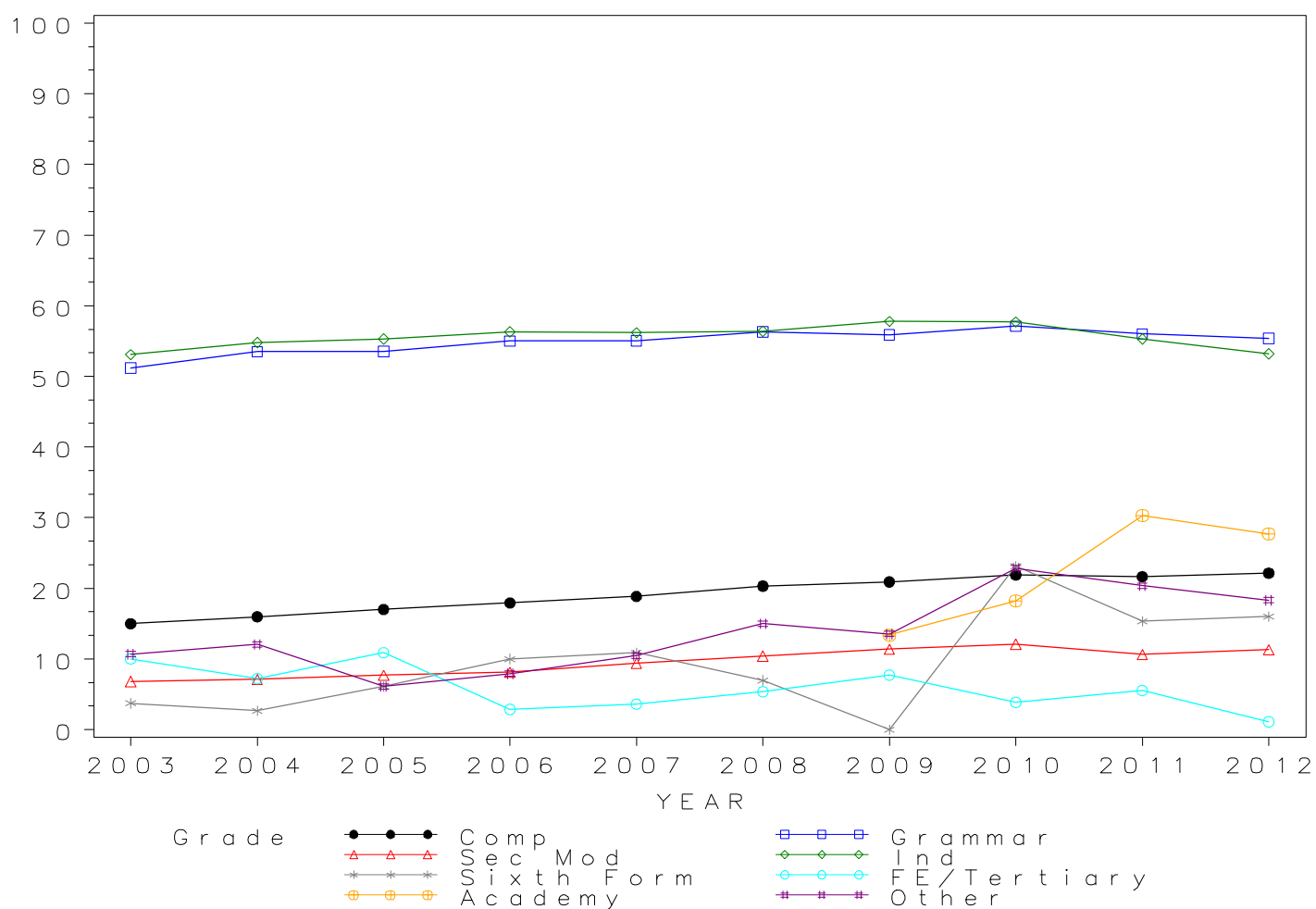
### Cumulative Percentages

School type	2003	2004	2005	2006	2007	2008	2009	2010	2011	2012
Comprehensive	15.0	16.0	17.0	17.9	18.8	20.3	20.9	21.9	21.7	22.2
Grammar	51.2	53.5	53.5	55.0	55.1	56.3	55.9	57.1	56.0	55.4
Sec Mod	6.8	7.1	7.7	8.1	9.4	10.4	11.4	12.1	10.6	11.3
Independent	53.1	54.8	55.3	56.3	56.2	56.4	57.8	57.7	55.3	53.2
Sixth Form	3.7	2.7	6.1	10.0	10.9	7.0	0.0	23.1	15.3	16.0
FE/Tertiary	10.0	7.2	10.9	2.9	3.6	5.4	7.7	3.9	5.6	1.1
Academy	.	.	.	.	.	.	13.4	18.2	30.3	27.7
Other	10.7	12.1	6.1	7.9	10.5	15.0	13.6	22.9	20.4	18.3

### Cumulative Numbers

School type	2003	2004	2005	2006	2007	2008	2009	2010	2011	2012
Comprehensive	27414	28467	28504	29594	30684	31244	30421	30970	22994	21759
Grammar	8127	8110	8231	8009	8603	8499	8289	8219	5460	5546
Sec Mod	881	940	923	810	904	967	976	1054	697	612
Independent	11884	12692	12731	13153	13776	13790	13424	13901	11473	11082
Sixth Form	4	3	6	7	12	6	0	25	19	16
FE/Tertiary	34	17	16	6	8	12	15	6	7	1
Academy	.	.	.	.	.	.	471	974	11326	14390
Other	78	73	31	32	48	185	77	147	141	180

Cumulative % at Grade A by school type



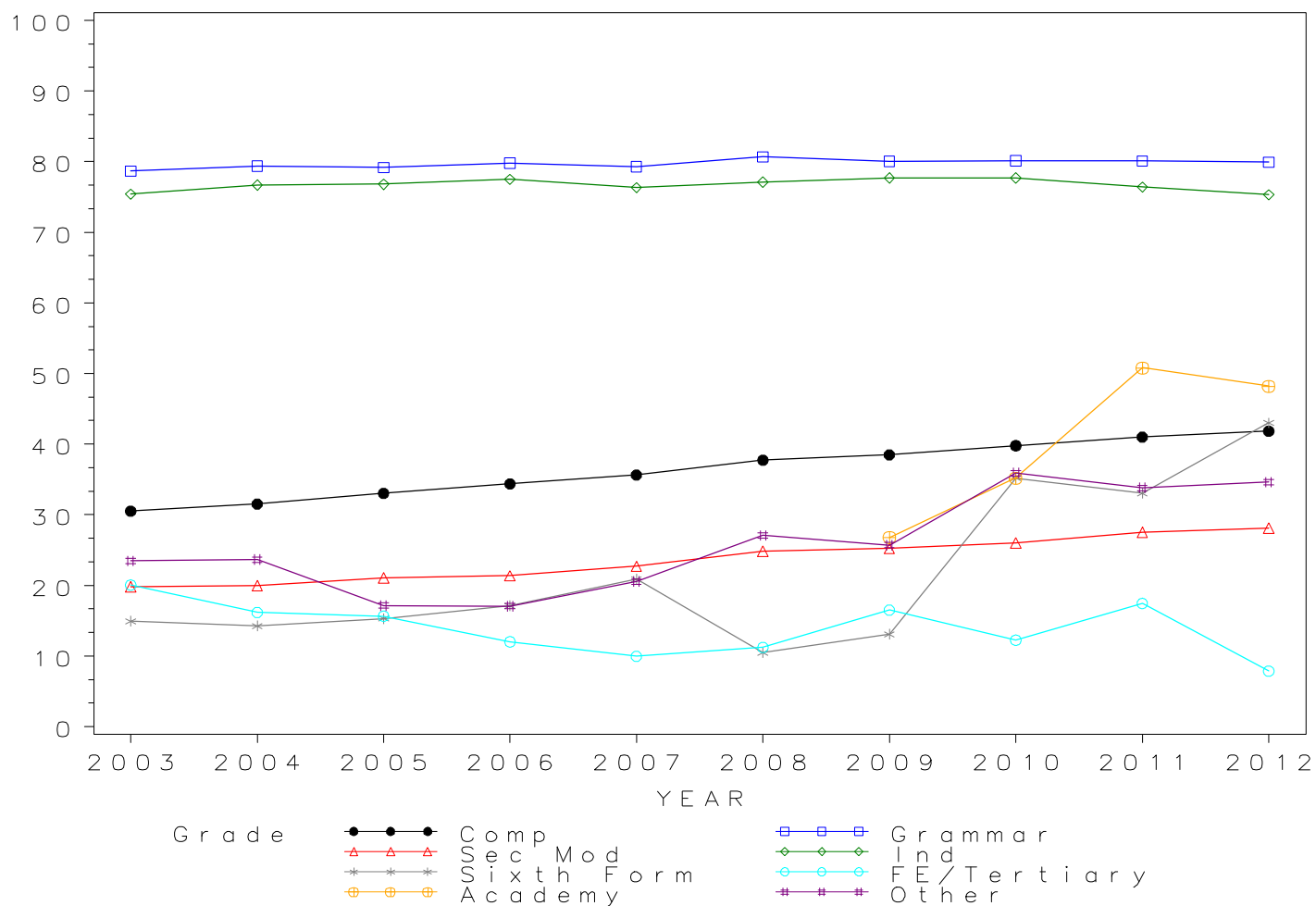
## GCSE GEOGRAPHY Grade B by school type 2003- 2012 Cumulative Percentages

School type	2003	2004	2005	2006	2007	2008	2009	2010	2011	2012
Comprehensive	30.5	31.5	33.0	34.4	35.6	37.7	38.5	39.8	41.0	41.8
Grammar	78.7	79.4	79.2	79.8	79.3	80.7	80.1	80.1	80.1	79.9
Sec Mod	19.8	20.0	21.1	21.4	22.7	24.9	25.3	26.0	27.5	28.1
Independent	75.4	76.7	76.8	77.5	76.3	77.1	77.7	77.7	76.4	75.3
Sixth Form	15.0	14.3	15.3	17.1	20.9	10.5	13.1	35.2	33.1	43.0
FE/Tertiary	20.1	16.2	15.6	12.0	10.0	11.2	16.5	12.3	17.5	7.9
Academy	.	.	.	.	.	.	26.8	35.2	50.8	48.2
Other	23.5	23.7	17.2	17.1	20.6	27.1	25.7	35.9	33.8	34.6

### Cumulative Numbers

School type	2003	2004	2005	2006	2007	2008	2009	2010	2011	2012
Comprehensive	55827	56170	55355	56715	58028	58005	55967	56235	43532	41075
Grammar	12491	12035	12173	11621	12391	12178	11874	11532	7807	8002
Sec Mod	2551	2640	2522	2127	2181	2309	2164	2262	1805	1519
Independent	16875	17764	17680	18106	18703	18852	18046	18719	15851	15686
Sixth Form	16	16	15	12	23	9	8	38	41	43
FE/Tertiary	68	38	23	25	22	25	32	19	22	7
Academy	.	.	.	.	.	.	941	1884	18989	25039
Other	171	143	87	69	94	334	146	231	234	340

Cumulative % at Grade B by school type





## GCSE GEOGRAPHY Grade C by school type 2003- 2012

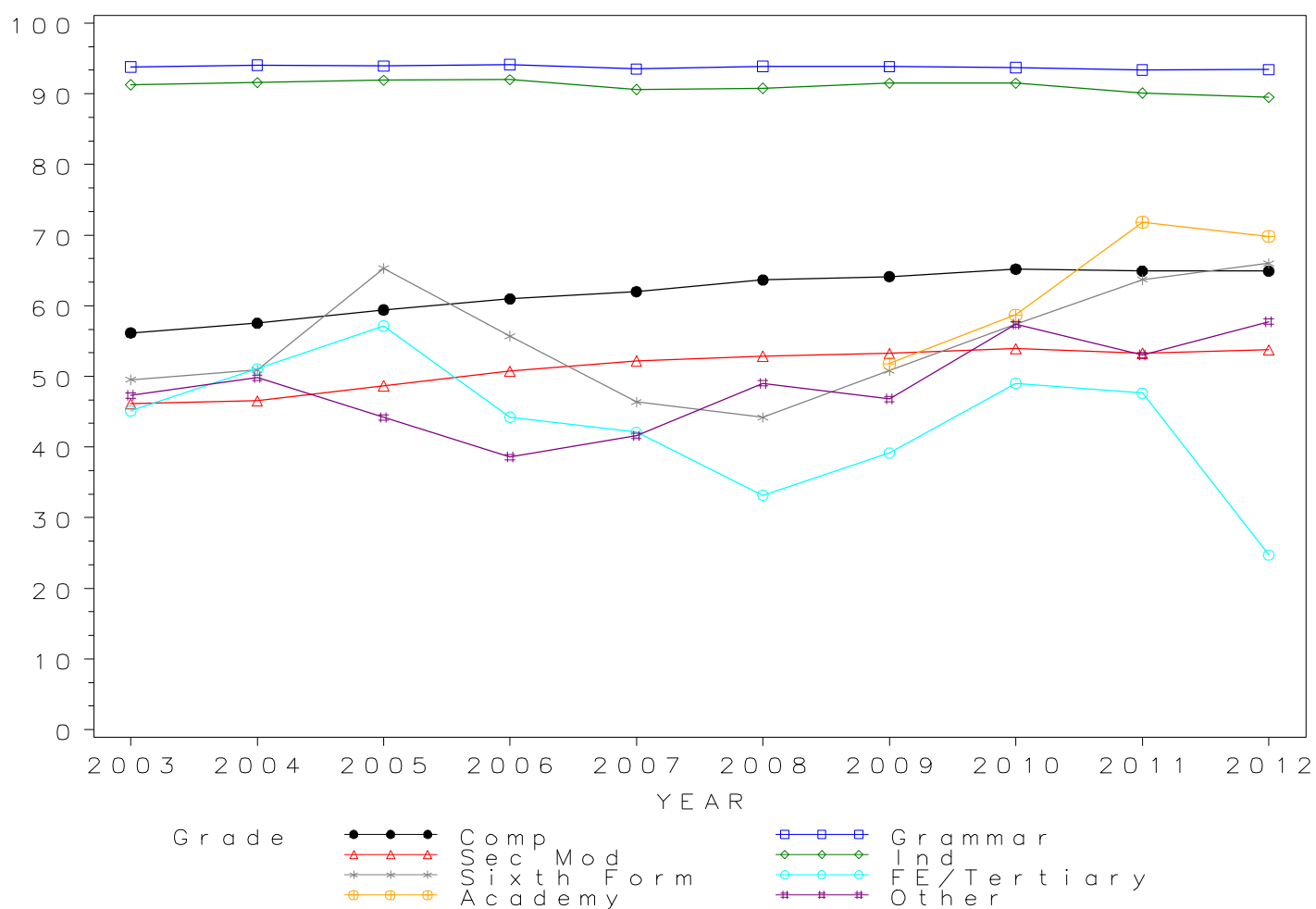
### Cumulative Percentages

School type	2003	2004	2005	2006	2007	2008	2009	2010	2011	2012
Comprehensive	56.2	57.5	59.4	61.0	62.0	63.6	64.1	65.2	64.9	64.9
Grammar	93.8	94.0	93.9	94.1	93.5	93.9	93.9	93.7	93.4	93.4
Sec Mod	46.1	46.5	48.7	50.7	52.2	52.9	53.3	53.9	53.3	53.7
Independent	91.3	91.6	91.9	92.0	90.6	90.8	91.5	91.5	90.1	89.5
Sixth Form	49.5	50.9	65.3	55.7	46.4	44.2	50.8	57.4	63.7	66.0
FE/Tertiary	45.1	51.1	57.1	44.2	42.1	33.2	39.2	49.0	47.6	24.7
Academy	.	.	.	.	.	.	51.8	58.7	71.8	69.8
Other	47.3	49.8	44.2	38.6	41.6	49.0	46.8	57.4	53.0	57.7

### Cumulative Numbers

School type	2003	2004	2005	2006	2007	2008	2009	2010	2011	2012
Comprehensive	102683	102423	99537	100563	100962	97828	93220	92134	68923	63705
Grammar	14892	14258	14442	13706	14610	14168	13920	13489	9101	9355
Sec Mod	5935	6140	5818	5049	5012	4909	4565	4687	3495	2902
Independent	20433	21215	21156	21494	22208	22202	21251	22044	18693	18644
Sixth Form	53	57	64	39	51	38	31	62	79	66
FE/Tertiary	153	120	84	92	93	74	76	76	60	22
Academy	.	.	.	.	.	.	1820	3141	26839	36260
Other	345	301	224	156	190	605	266	369	367	567

Cumulative % at Grade C by school type



## GCSE GEOGRAPHY Grade D by school type 2003- 2012

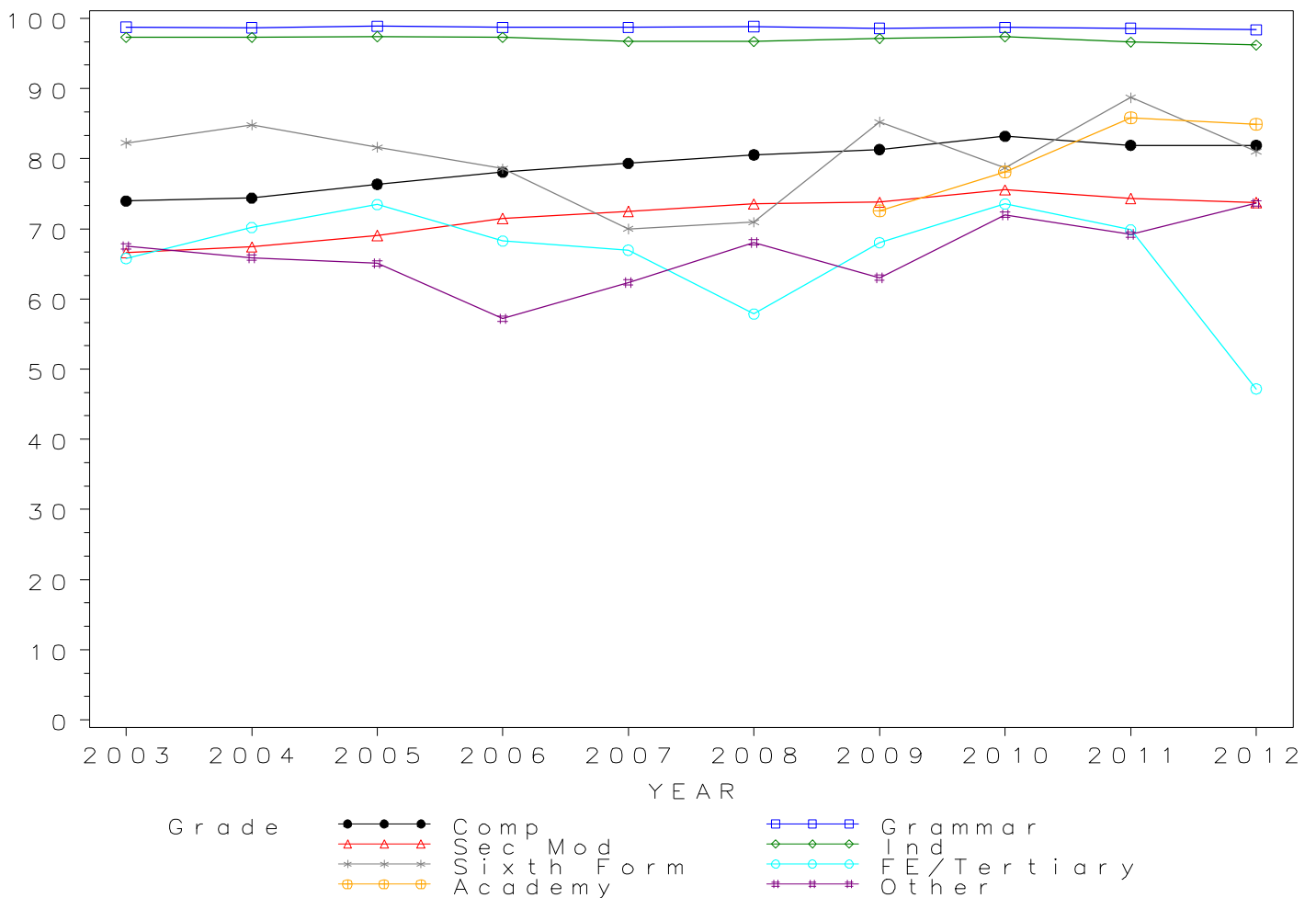
### Cumulative Percentages

School type	2003	2004	2005	2006	2007	2008	2009	2010	2011	2012
Comprehensive	74.0	74.4	76.4	78.1	79.3	80.6	81.3	83.2	81.9	81.9
Grammar	98.8	98.7	98.9	98.7	98.7	98.8	98.6	98.7	98.6	98.4
Sec Mod	66.6	67.4	69.1	71.5	72.5	73.6	73.8	75.5	74.3	73.8
Independent	97.3	97.3	97.4	97.3	96.7	96.7	97.1	97.4	96.6	96.2
Sixth Form	82.2	84.8	81.6	78.6	70.0	70.9	85.2	78.7	88.7	81.0
FE/Tertiary	65.8	70.2	73.5	68.3	67.0	57.8	68.0	73.5	69.8	47.2
Academy	.	.	.	.	.	.	72.6	78.1	85.8	84.9
Other	67.5	65.9	65.1	57.2	62.4	68.1	63.0	72.0	69.2	73.6

### Cumulative Numbers

School type	2003	2004	2005	2006	2007	2008	2009	2010	2011	2012
Comprehensive	135257	132443	127947	128789	129175	123839	118196	117572	86973	80414
Grammar	15681	14961	15203	14373	15423	14916	14624	14204	9610	9852
Sec Mod	8568	8896	8258	7115	6962	6829	6326	6567	4874	3984
Independent	21776	22535	22422	22732	23703	23644	22551	23466	20042	20039
Sixth Form	88	95	80	55	77	61	52	85	110	81
FE/Tertiary	223	165	108	142	148	129	132	114	88	42
Academy	.	.	.	.	.	.	2550	4179	32072	44104
Other	492	398	330	231	285	840	358	463	479	723

Cumulative % at Grade D by school type



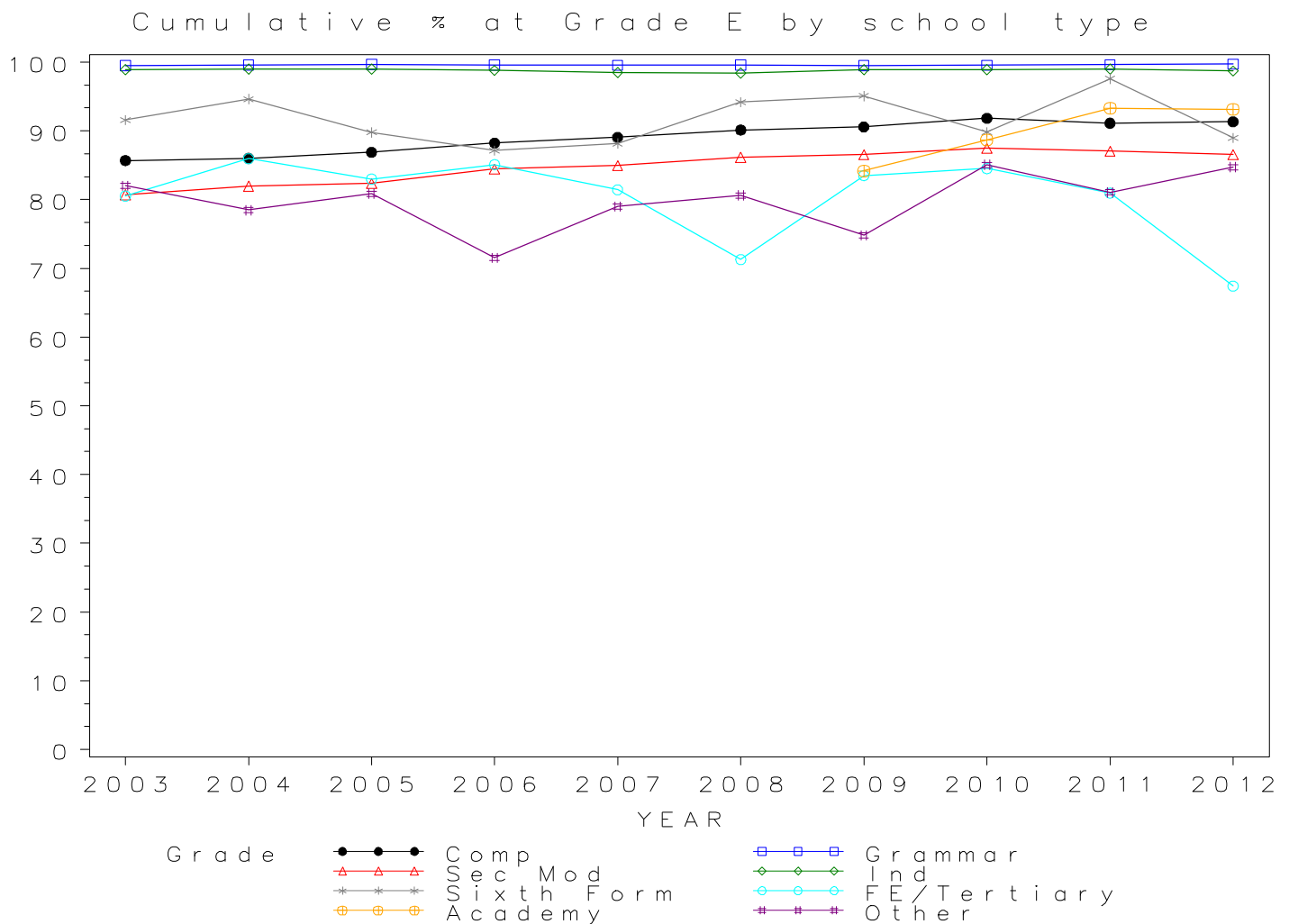
## GCSE GEOGRAPHY Grade E by school type 2003- 2012

### Cumulative Percentages

School type	2003	2004	2005	2006	2007	2008	2009	2010	2011	2012
Comprehensive	85.7	86.0	86.9	88.2	89.1	90.1	90.6	91.8	91.1	91.3
Grammar	99.5	99.6	99.7	99.6	99.5	99.6	99.5	99.5	99.6	99.7
Sec Mod	80.7	82.0	82.4	84.5	85.0	86.2	86.5	87.5	87.0	86.6
Independent	98.9	99.0	99.0	98.8	98.5	98.4	98.9	98.9	99.0	98.7
Sixth Form	91.6	94.6	89.8	87.1	88.2	94.2	95.1	89.8	97.6	89.0
FE/Tertiary	80.5	86.0	83.0	85.1	81.4	71.3	83.5	84.5	81.0	67.4
Academy	.	.	.	.	.	.	84.2	88.7	93.3	93.1
Other	82.0	78.5	80.9	71.5	79.0	80.6	74.8	85.1	81.1	84.7

### Cumulative Numbers

School type	2003	2004	2005	2006	2007	2008	2009	2010	2011	2012
Comprehensive	156685	153178	145564	145540	145031	138557	131649	129803	96741	89665
Grammar	15798	15097	15326	14504	15553	15031	14761	14323	9710	9986
Sec Mod	10386	10815	9848	8407	8159	8001	7417	7605	5706	4674
Independent	22134	22928	22791	23083	24144	24060	22970	23827	20540	20560
Sixth Form	98	106	88	61	97	81	58	97	121	89
FE/Tertiary	273	202	122	177	180	159	162	131	102	60
Academy	.	.	.	.	.	.	2958	4746	34876	48364
Other	598	474	410	289	361	995	425	547	561	832

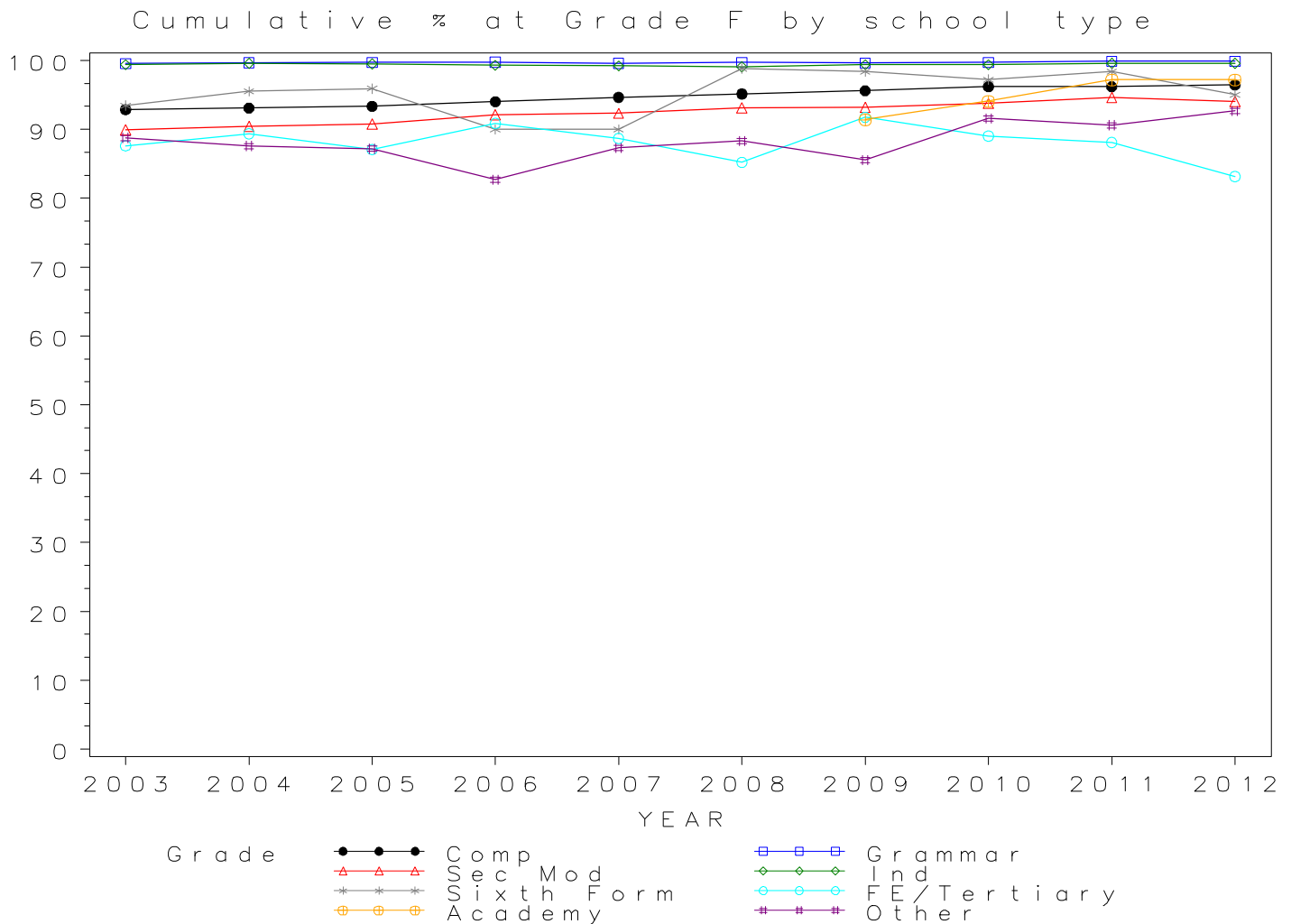


*GCSE GEOGRAPHY Grade F by school type 2003- 2012  
Cumulative Percentages*

School type	2003	2004	2005	2006	2007	2008	2009	2010	2011	2012
Comprehensive	92.9	93.1	93.3	94.0	94.6	95.1	95.6	96.2	96.2	96.4
Grammar	99.6	99.7	99.7	99.7	99.6	99.7	99.6	99.7	99.9	99.9
Sec Mod	90.0	90.5	90.8	92.1	92.3	93.1	93.2	93.8	94.6	94.1
Independent	99.4	99.6	99.5	99.3	99.2	99.1	99.4	99.4	99.6	99.6
Sixth Form	93.5	95.5	95.9	90.0	90.0	98.8	98.4	97.2	98.4	95.0
FE/Tertiary	87.6	89.4	87.1	90.9	88.7	85.2	91.8	89.0	88.1	83.1
Academy	.	.	.	.	.	.	91.4	94.1	97.2	97.2
Other	88.8	87.6	87.2	82.7	87.3	88.3	85.6	91.6	90.6	92.7

*Cumulative Numbers*

School type	2003	2004	2005	2006	2007	2008	2009	2010	2011	2012
Comprehensive	169805	165774	156385	155058	154121	146274	138956	135955	102142	94672
Grammar	15809	15112	15336	14523	15558	15051	14779	14347	9737	10003
Sec Mod	11575	11935	10851	9168	8866	8645	7990	8151	6204	5079
Independent	22246	23067	22906	23199	24316	24231	23086	23947	20664	20748
Sixth Form	100	107	94	63	99	85	60	105	122	95
FE/Tertiary	297	210	128	189	196	190	178	138	111	74
Academy	.	.	.	.	.	.	3211	5035	36333	50493
Other	647	529	442	334	399	1090	486	589	627	910



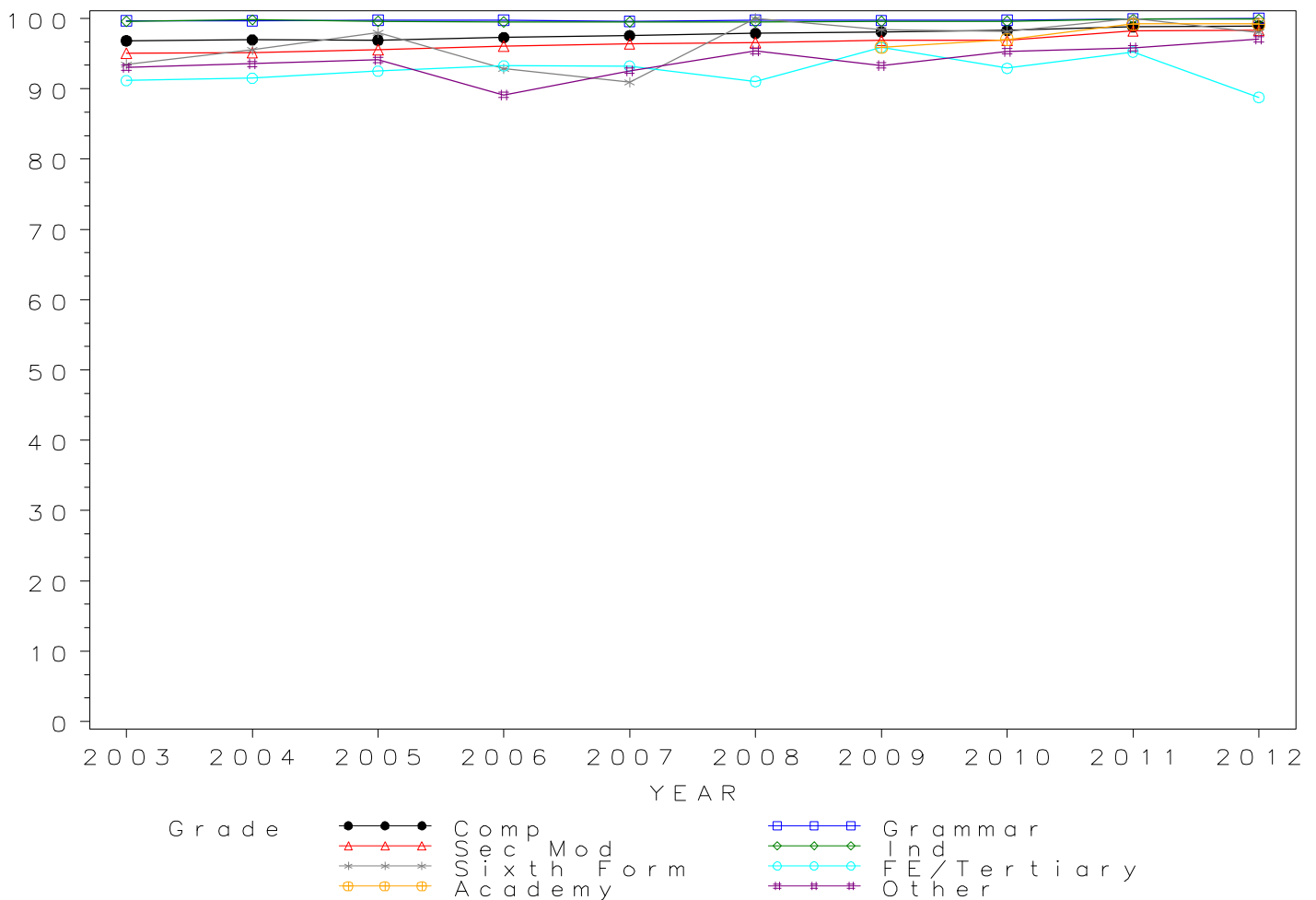
*GCSE GEOGRAPHY Grade G by school type 2003- 2012  
Cumulative Percentages*

School type	2003	2004	2005	2006	2007	2008	2009	2010	2011	2012
Comprehensive	96.8	96.9	96.9	97.3	97.6	97.9	98.1	98.3	98.8	98.9
Grammar	99.7	99.7	99.8	99.7	99.6	99.8	99.7	99.7	99.9	100.0
Sec Mod	95.1	95.2	95.6	96.1	96.4	96.6	96.9	96.8	98.2	98.3
Independent	99.6	99.8	99.6	99.5	99.5	99.5	99.6	99.6	99.9	99.9
Sixth Form	93.5	95.5	98.0	92.9	90.9	100.0	98.4	98.1	100.0	98.0
FE/Tertiary	91.2	91.5	92.5	93.3	93.2	91.0	95.9	92.9	95.2	88.8
Academy	.	.	.	.	.	.	95.9	97.0	99.2	99.2
Other	93.0	93.5	94.1	89.1	92.6	95.4	93.3	95.3	95.8	97.0

*Cumulative Numbers*

School type	2003	2004	2005	2006	2007	2008	2009	2010	2011	2012
Comprehensive	177048	172644	162346	160453	158862	150454	142604	138935	104902	97127
Grammar	15825	15112	15342	14523	15558	15057	14793	14353	9740	10013
Sec Mod	12234	12555	11424	9560	9256	8967	8303	8419	6440	5308
Independent	22290	23114	22929	23246	24389	24329	23132	23996	20726	20810
Sixth Form	100	107	96	65	100	86	60	106	124	98
FE/Tertiary	309	215	136	194	206	203	186	144	120	79
Academy	.	.	.	.	.	.	3369	5190	37081	51532
Other	678	565	477	360	423	1177	530	613	663	953

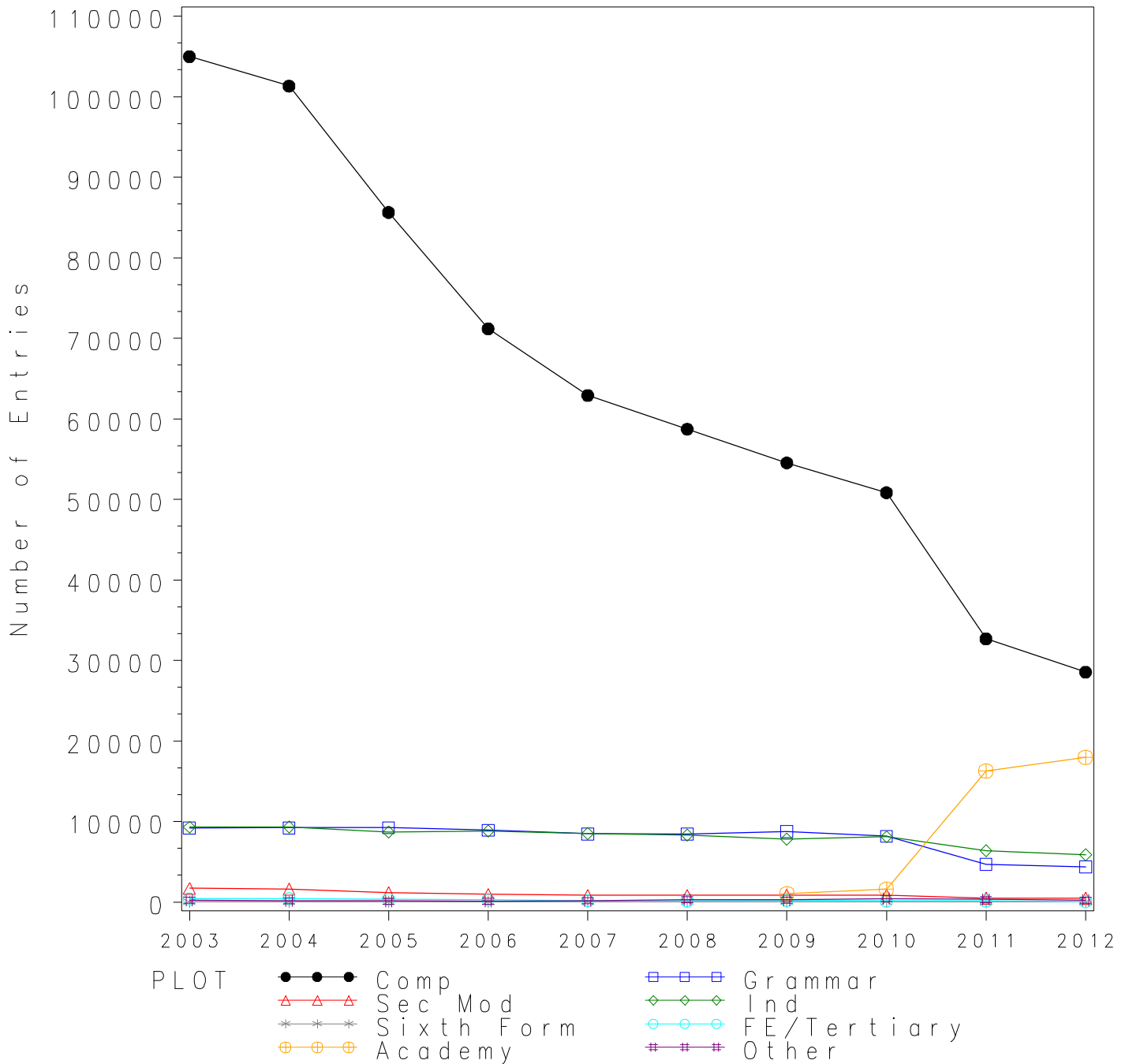
Cumulative % at Grade G by school type



*Numbers of GCSE entries in GERMAN by school type 2003- 2012*

School type	2003	2004	2005	2006	2007	2008	2009	2010	2011	2012
Comprehensive	104972	101319	85623	71176	62906	58717	54533	50832	32679	28549
Grammar	9192	9225	9231	8917	8470	8442	8748	8164	4705	4367
Sec Mod	1710	1620	1168	969	833	823	848	871	472	493
Independent	9302	9333	8708	8809	8516	8329	7811	8100	6376	5861
Sixth Form	54	47	60	53	64	48	33	41	10	20
FE/Tertiary	402	431	336	314	188	145	201	132	140	59
Academy	.	.	.	.	.	.	1043	1603	16294	17966
Other	219	186	133	107	154	298	258	431	327	251

GCSE GERMAN Entries by school type 2003–2012



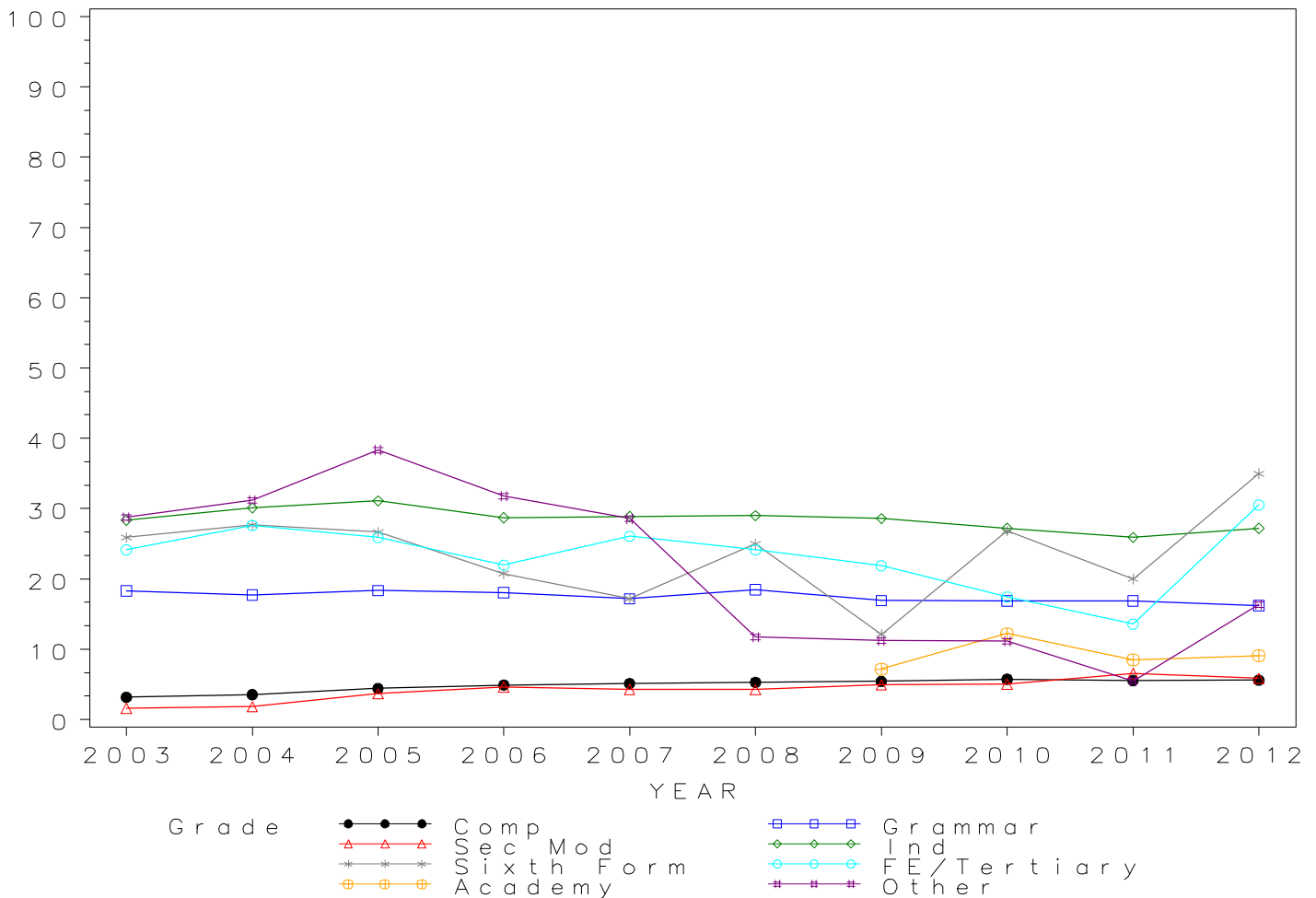
*GCSE GERMAN Grade A\* by school type 2003- 2012  
Cumulative Percentages*

School type	2003	2004	2005	2006	2007	2008	2009	2010	2011	2012
Comprehensive	3.2	3.5	4.4	4.9	5.1	5.3	5.4	5.7	5.6	5.6
Grammar	18.3	17.7	18.4	18.1	17.2	18.5	16.9	16.9	16.9	16.2
Sec Mod	1.6	1.9	3.7	4.6	4.3	4.3	5.0	5.1	6.6	5.9
Independent	28.4	30.1	31.1	28.7	28.9	29.0	28.6	27.2	25.9	27.2
Sixth Form	25.9	27.7	26.7	20.8	17.2	25.0	12.1	26.8	20.0	35.0
FE/Tertiary	24.1	27.6	25.9	22.0	26.1	24.1	21.9	17.4	13.6	30.5
Academy	.	.	.	.	.	.	7.2	12.2	8.5	9.1
Other	28.8	31.2	38.3	31.8	28.6	11.7	11.2	11.1	5.5	16.3

*Cumulative Numbers*

School type	2003	2004	2005	2006	2007	2008	2009	2010	2011	2012
Comprehensive	3320	3595	3781	3500	3231	3113	2965	2915	1819	1603
Grammar	1682	1636	1694	1611	1454	1562	1482	1379	794	709
Sec Mod	28	30	43	45	36	35	42	44	31	29
Independent	2642	2809	2708	2528	2461	2415	2234	2203	1651	1594
Sixth Form	14	13	16	11	11	12	4	11	2	7
FE/Tertiary	97	119	87	69	49	35	44	23	19	18
Academy	.	.	.	.	.	.	75	196	1385	1635
Other	63	58	51	34	44	35	29	48	18	41

Cumulative % at Grade A\* by school type



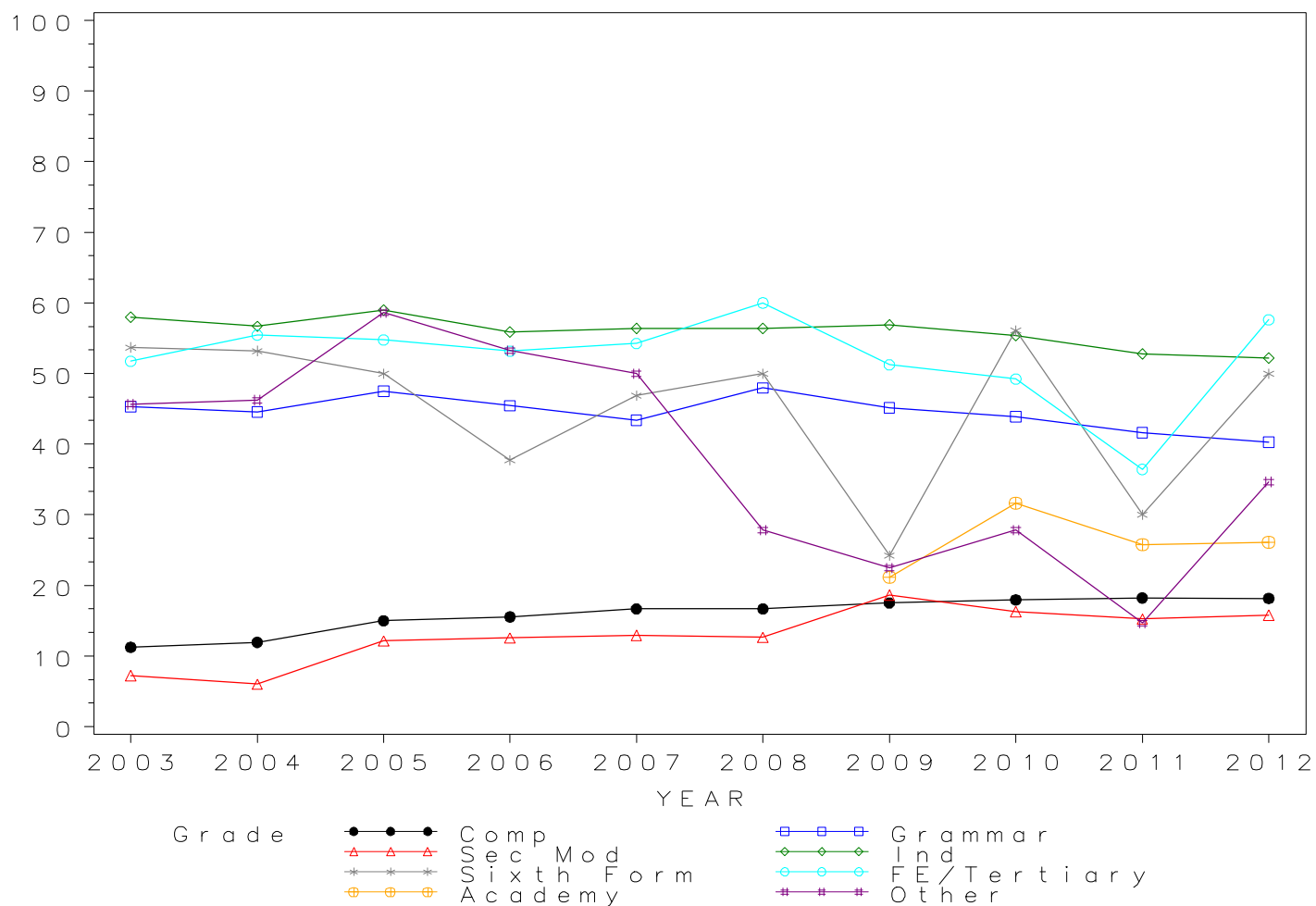
## GCSE GERMAN Grade A by school type 2003- 2012 Cumulative Percentages

School type	2003	2004	2005	2006	2007	2008	2009	2010	2011	2012
Comprehensive	11.3	12.0	15.0	15.6	16.7	16.7	17.5	18.0	18.2	18.2
Grammar	45.3	44.6	47.5	45.5	43.4	48.0	45.1	43.9	41.6	40.3
Sec Mod	7.3	6.0	12.2	12.6	13.0	12.6	18.6	16.3	15.3	15.8
Independent	58.0	56.7	59.0	55.9	56.4	56.4	56.9	55.4	52.8	52.2
Sixth Form	53.7	53.2	50.0	37.7	46.9	50.0	24.2	56.1	30.0	50.0
FE/Tertiary	51.7	55.5	54.8	53.2	54.3	60.0	51.2	49.2	36.4	57.6
Academy	.	.	.	.	.	.	21.2	31.6	25.8	26.1
Other	45.7	46.2	58.6	53.3	50.0	27.9	22.5	27.8	14.7	34.7

### Cumulative Numbers

School type	2003	2004	2005	2006	2007	2008	2009	2010	2011	2012
Comprehensive	11811	12111	12855	11068	10506	9784	9561	9133	5961	5186
Grammar	4166	4110	4387	4054	3676	4049	3949	3583	1959	1760
Sec Mod	124	98	142	122	108	104	158	142	72	78
Independent	5395	5292	5138	4924	4803	4698	4444	4487	3367	3059
Sixth Form	29	25	30	20	30	24	8	23	3	10
FE/Tertiary	208	239	184	167	102	87	103	65	51	34
Academy	.	.	.	.	.	.	221	507	4204	4689
Other	100	86	78	57	77	83	58	120	48	87

Cumulative % at Grade A by school type





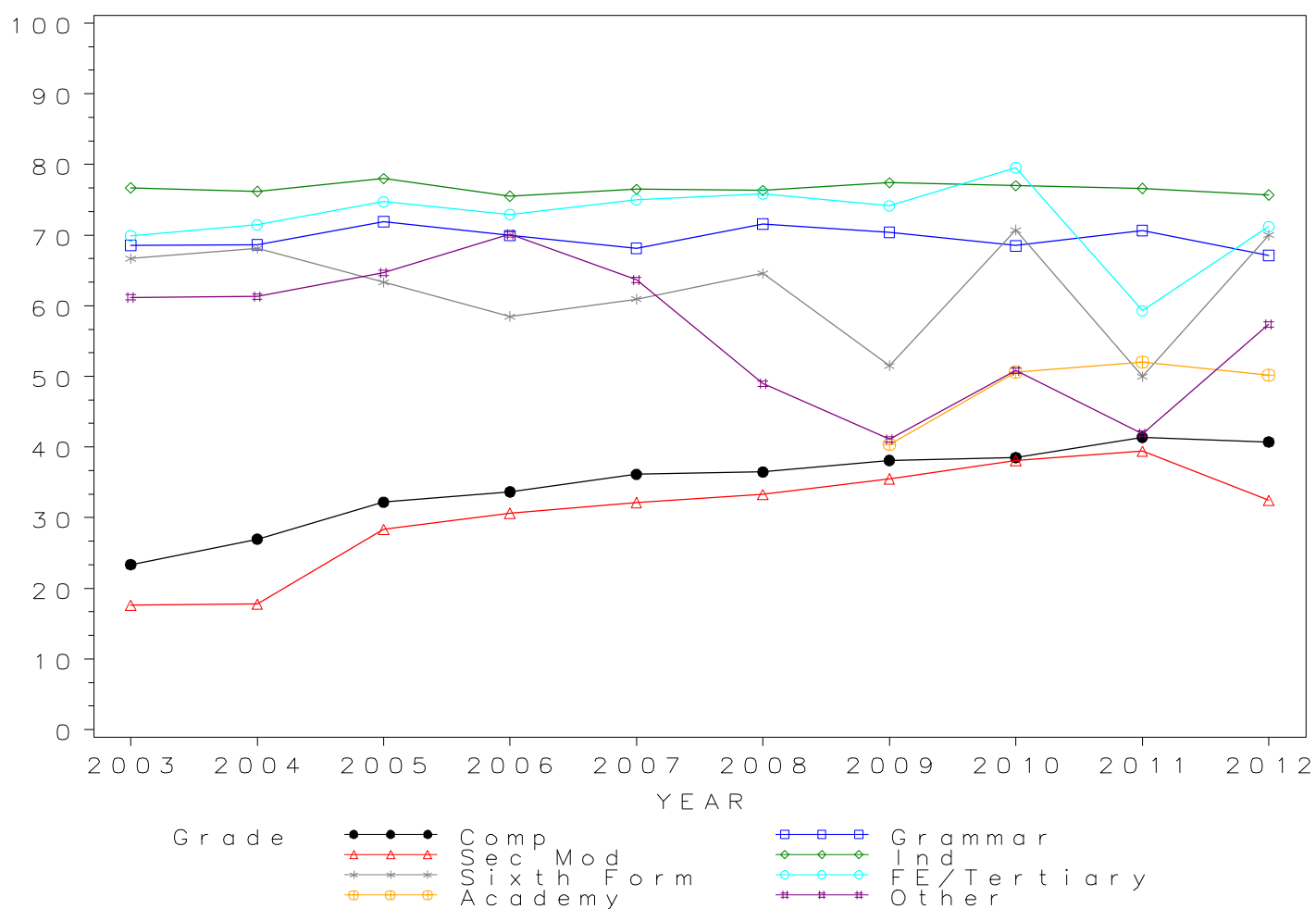
## GCSE GERMAN Grade B by school type 2003-2012 Cumulative Percentages

School type	2003	2004	2005	2006	2007	2008	2009	2010	2011	2012
Comprehensive	23.4	27.0	32.2	33.7	36.2	36.5	38.1	38.5	41.4	40.7
Grammar	68.6	68.6	71.9	69.9	68.1	71.6	70.4	68.5	70.7	67.1
Sec Mod	17.6	17.8	28.3	30.7	32.2	33.3	35.5	38.1	39.4	32.5
Independent	76.7	76.2	78.0	75.5	76.5	76.3	77.4	77.0	76.6	75.7
Sixth Form	66.7	68.1	63.3	58.5	60.9	64.6	51.5	70.7	50.0	70.0
FE/Tertiary	69.9	71.5	74.7	72.9	75.0	75.9	74.1	79.5	59.3	71.2
Academy	.	.	.	.	.	.	40.4	50.6	52.0	50.2
Other	61.2	61.3	64.7	70.1	63.6	49.0	41.1	50.8	41.9	57.4

### Cumulative Numbers

School type	2003	2004	2005	2006	2007	2008	2009	2010	2011	2012
Comprehensive	24528	27327	27577	23963	22744	21410	20779	19578	13526	11628
Grammar	6302	6332	6640	6237	5770	6044	6158	5592	3325	2931
Sec Mod	301	288	331	297	268	274	301	332	186	160
Independent	7135	7112	6792	6651	6515	6355	6046	6237	4884	4437
Sixth Form	36	32	38	31	39	31	17	29	5	14
FE/Tertiary	281	308	251	229	141	110	149	105	83	42
Academy	.	.	.	.	.	.	421	811	8473	9019
Other	134	114	86	75	98	146	106	219	137	144

Cumulative % at Grade B by school type



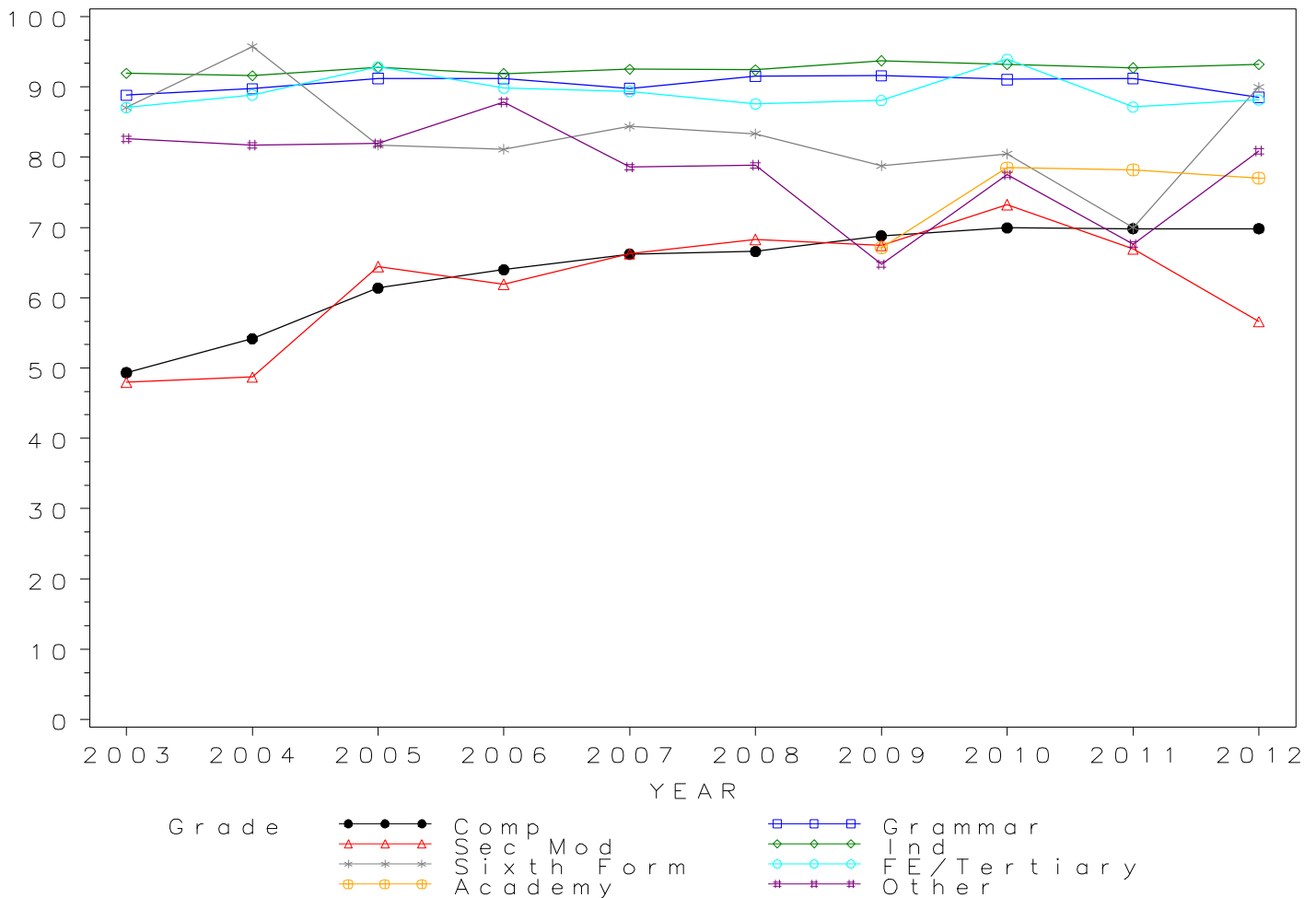
## GCSE GERMAN Grade C by school type 2003-2012 Cumulative Percentages

School type	2003	2004	2005	2006	2007	2008	2009	2010	2011	2012
Comprehensive	49.3	54.2	61.4	64.0	66.2	66.6	68.8	70.0	69.8	69.8
Grammar	88.8	89.8	91.2	91.2	89.8	91.5	91.6	91.1	91.2	88.5
Sec Mod	48.0	48.7	64.5	61.9	66.3	68.3	67.5	73.2	66.9	56.6
Independent	91.9	91.6	92.8	91.9	92.5	92.4	93.7	93.2	92.7	93.2
Sixth Form	87.0	95.7	81.7	81.1	84.4	83.3	78.8	80.5	70.0	90.0
FE/Tertiary	87.1	88.9	92.9	89.8	89.4	87.6	88.1	93.9	87.1	88.1
Academy	.	.	.	.	.	.	67.1	78.5	78.2	77.0
Other	82.6	81.7	82.0	87.9	78.6	78.9	64.7	77.5	67.6	80.9

### Cumulative Numbers

School type	2003	2004	2005	2006	2007	2008	2009	2010	2011	2012
Comprehensive	51803	54893	52550	45555	41644	39107	37523	35561	22820	19936
Grammar	8164	8280	8418	8131	7606	7725	8013	7434	4291	3865
Sec Mod	820	789	753	600	552	562	572	638	316	279
Independent	8549	8549	8081	8095	7877	7696	7319	7549	5911	5462
Sixth Form	47	45	49	43	54	40	26	33	7	18
FE/Tertiary	350	383	312	282	168	127	177	124	122	52
Academy	.	.	.	.	.	.	700	1258	12742	13834
Other	181	152	109	94	121	235	167	334	221	203

Cumulative % at Grade C by school type



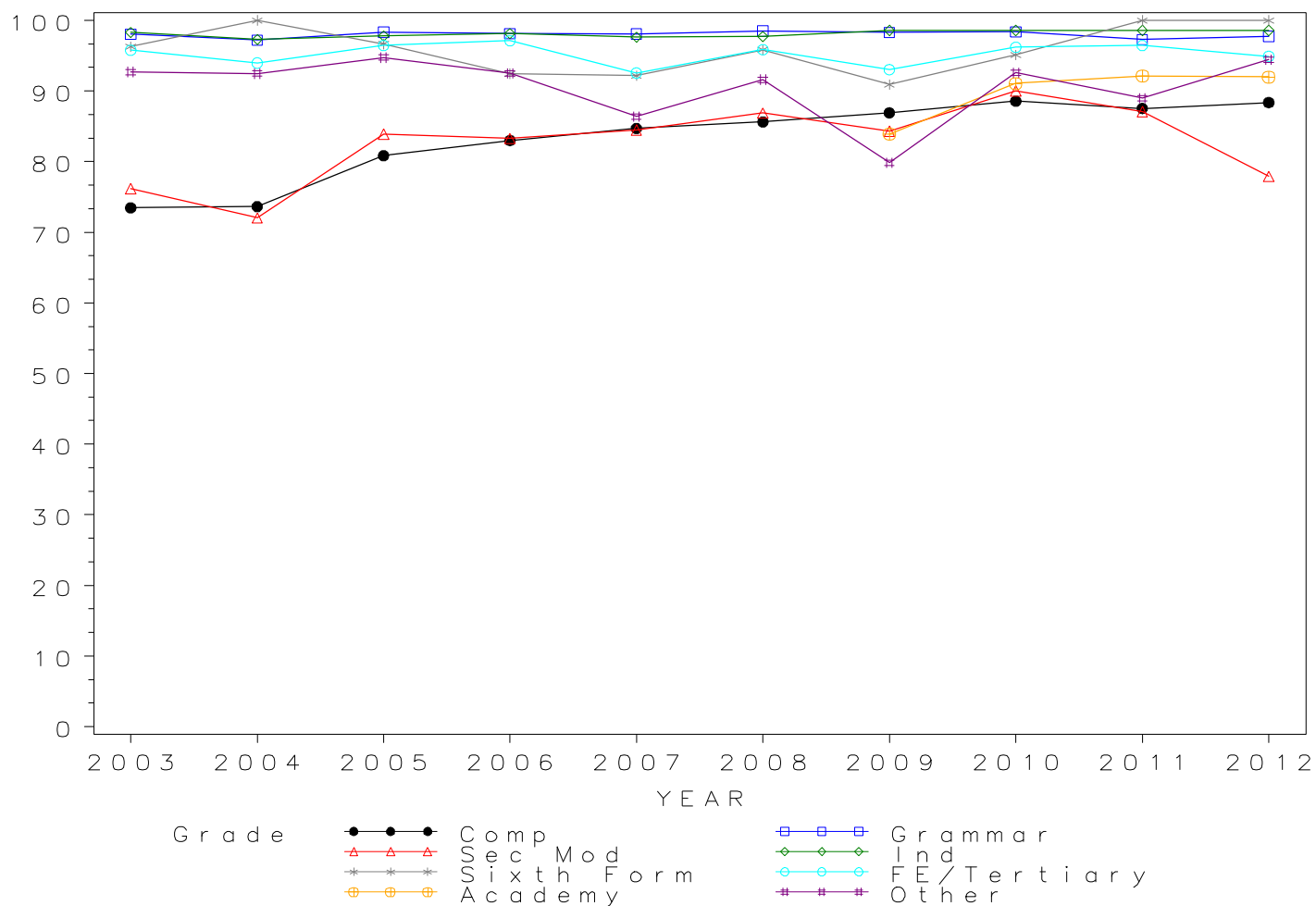
*GCSE GERMAN Grade D by school type 2003- 2012  
Cumulative Percentages*

School type	2003	2004	2005	2006	2007	2008	2009	2010	2011	2012
Comprehensive	73.5	73.7	80.8	83.0	84.7	85.6	86.9	88.6	87.5	88.4
Grammar	98.0	97.2	98.3	98.1	98.1	98.5	98.3	98.4	97.3	97.8
Sec Mod	76.2	72.0	83.9	83.3	84.5	86.9	84.3	90.0	87.1	77.9
Independent	98.3	97.3	97.8	98.1	97.6	97.7	98.6	98.6	98.6	98.6
Sixth Form	96.3	100.0	96.7	92.5	92.2	95.8	90.9	95.1	100.0	100.0
FE/Tertiary	95.8	94.0	96.4	97.1	92.6	95.9	93.0	96.2	96.4	94.9
Academy	.	.	.	.	.	.	83.9	91.1	92.1	92.0
Other	92.7	92.5	94.7	92.5	86.4	91.6	79.8	92.6	89.0	94.4

*Cumulative Numbers*

School type	2003	2004	2005	2006	2007	2008	2009	2010	2011	2012
Comprehensive	77102	74623	69218	59077	53289	50284	47395	45014	28605	25228
Grammar	9010	8968	9076	8750	8306	8316	8599	8032	4577	4269
Sec Mod	1303	1167	980	807	704	715	715	784	411	384
Independent	9144	9081	8516	8642	8312	8137	7702	7987	6287	5779
Sixth Form	52	47	58	49	59	46	30	39	10	20
FE/Tertiary	385	405	324	305	174	139	187	127	135	56
Academy	.	.	.	.	.	.	875	1460	15007	16529
Other	203	172	126	99	133	273	206	399	291	237

Cumulative % at Grade D by school type

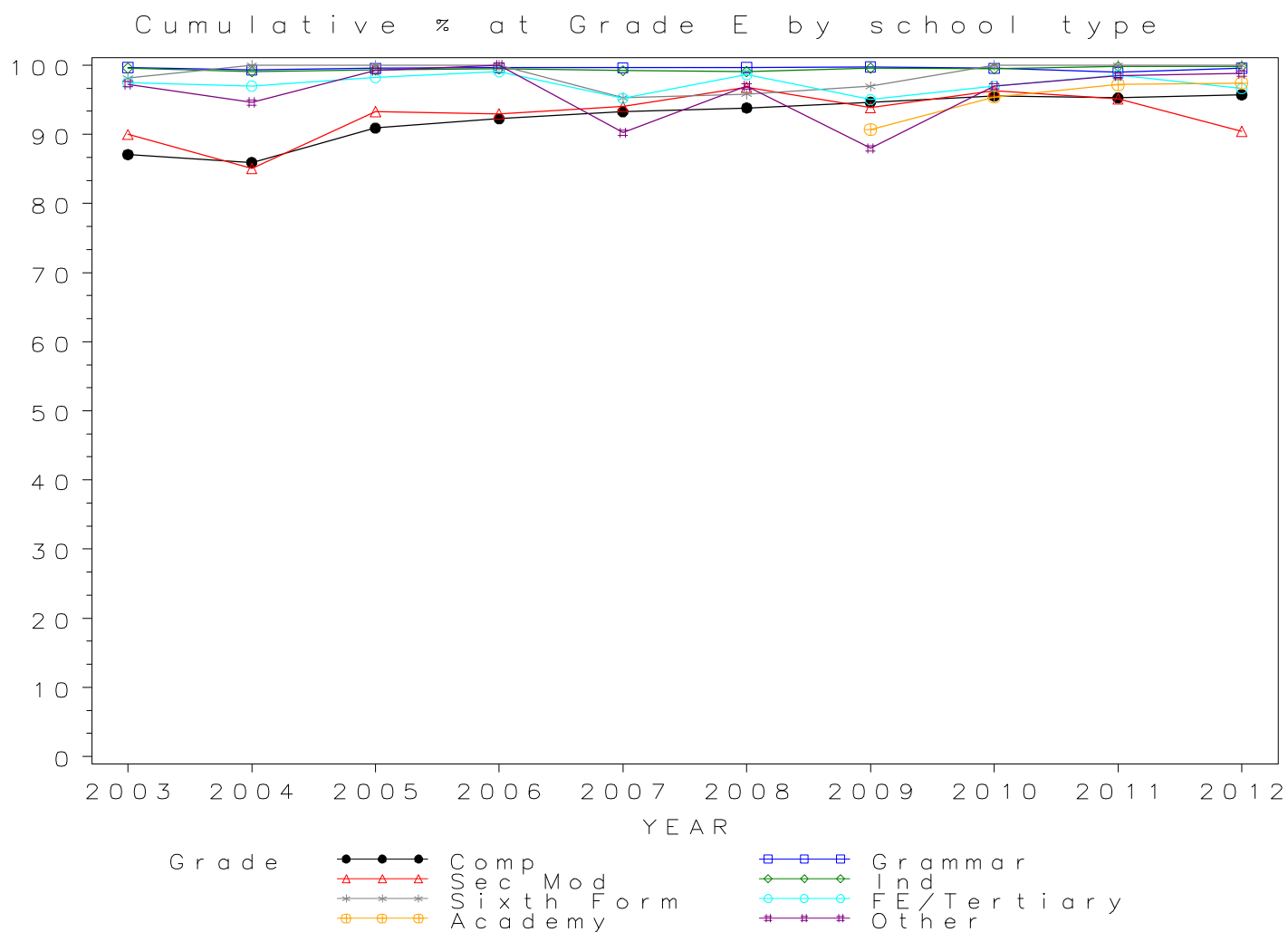


*GCSE GERMAN Grade E by school type 2003- 2012  
Cumulative Percentages*

School type	2003	2004	2005	2006	2007	2008	2009	2010	2011	2012
Comprehensive	87.1	85.9	90.9	92.3	93.3	93.8	94.7	95.6	95.3	95.7
Grammar	99.7	99.3	99.5	99.7	99.6	99.7	99.7	99.5	99.0	99.6
Sec Mod	90.0	85.1	93.3	93.0	94.0	96.8	93.9	96.3	95.1	90.5
Independent	99.6	99.1	99.3	99.5	99.2	99.1	99.6	99.5	99.8	99.8
Sixth Form	98.1	100.0	100.0	100.0	95.3	95.8	97.0	100.0	100.0	100.0
FE/Tertiary	97.5	97.0	98.2	99.0	95.2	98.6	95.0	97.0	98.6	96.6
Academy	.	.	.	.	.	.	90.7	95.4	97.2	97.4
Other	97.3	94.6	99.2	100.0	90.3	97.0	88.0	97.0	98.5	98.8

*Cumulative Numbers*

School type	2003	2004	2005	2006	2007	2008	2009	2010	2011	2012
Comprehensive	91413	87063	77824	65672	58664	55087	51619	48573	31129	27331
Grammar	9161	9161	9189	8886	8439	8416	8726	8127	4656	4350
Sec Mod	1539	1378	1090	901	783	797	796	839	449	446
Independent	9265	9249	8647	8765	8448	8254	7780	8060	6363	5849
Sixth Form	53	47	60	53	61	46	32	41	10	20
FE/Tertiary	392	418	330	311	179	143	191	128	138	57
Academy	.	.	.	.	.	.	946	1529	15838	17499
Other	213	176	132	107	139	289	227	418	322	248



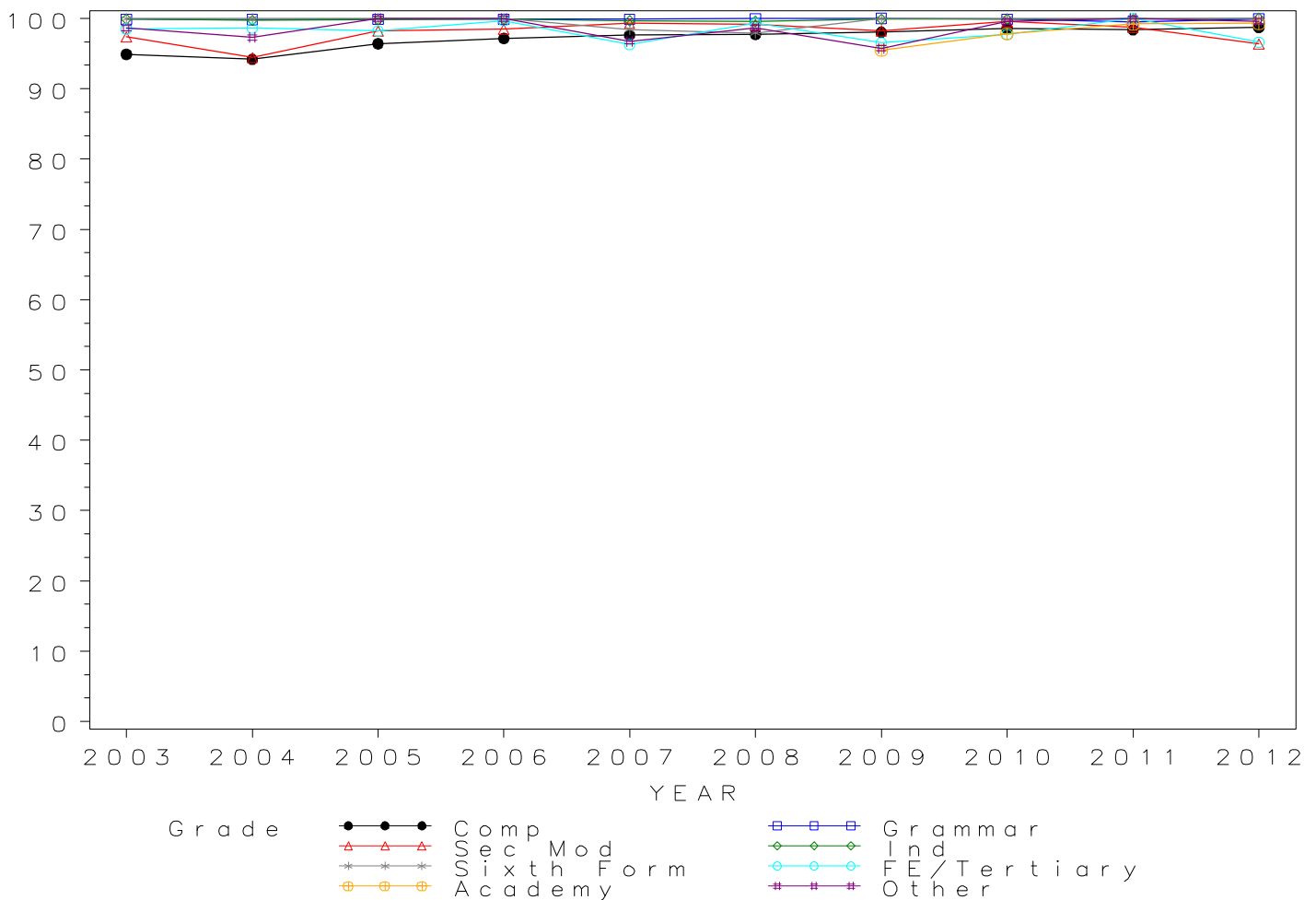
*GCSE GERMAN Grade F by school type 2003- 2012  
Cumulative Percentages*

School type	2003	2004	2005	2006	2007	2008	2009	2010	2011	2012
Comprehensive	94.9	94.2	96.4	97.2	97.6	97.7	98.0	98.5	98.4	98.7
Grammar	99.9	99.8	99.9	99.9	99.9	100.0	100.0	99.9	99.5	99.9
Sec Mod	97.4	94.4	98.2	98.5	99.3	99.1	98.2	99.5	98.7	96.3
Independent	99.9	99.7	99.8	99.9	99.7	99.6	99.9	99.9	99.9	100.0
Sixth Form	100.0	100.0	100.0	100.0	98.4	97.9	100.0	100.0	100.0	100.0
FE/Tertiary	98.5	98.6	98.2	99.7	96.3	99.3	96.5	97.7	100.0	96.6
Academy	.	.	.	.	.	.	95.5	97.8	99.2	99.3
Other	98.6	97.3	100.0	100.0	96.8	98.7	95.7	99.5	100.0	99.6

*Cumulative Numbers*

School type	2003	2004	2005	2006	2007	2008	2009	2010	2011	2012
Comprehensive	99618	95407	82550	69148	61414	57388	53463	50087	32146	28182
Grammar	9183	9211	9221	8908	8461	8438	8748	8156	4681	4364
Sec Mod	1665	1530	1147	954	827	816	833	867	466	475
Independent	9293	9305	8691	8800	8490	8296	7803	8092	6370	5861
Sixth Form	54	47	60	53	63	47	33	41	10	20
FE/Tertiary	396	425	330	313	181	144	194	129	140	57
Academy	.	.	.	.	.	.	996	1568	16164	17840
Other	216	181	133	107	149	294	247	429	327	250

Cumulative % at Grade F by school type



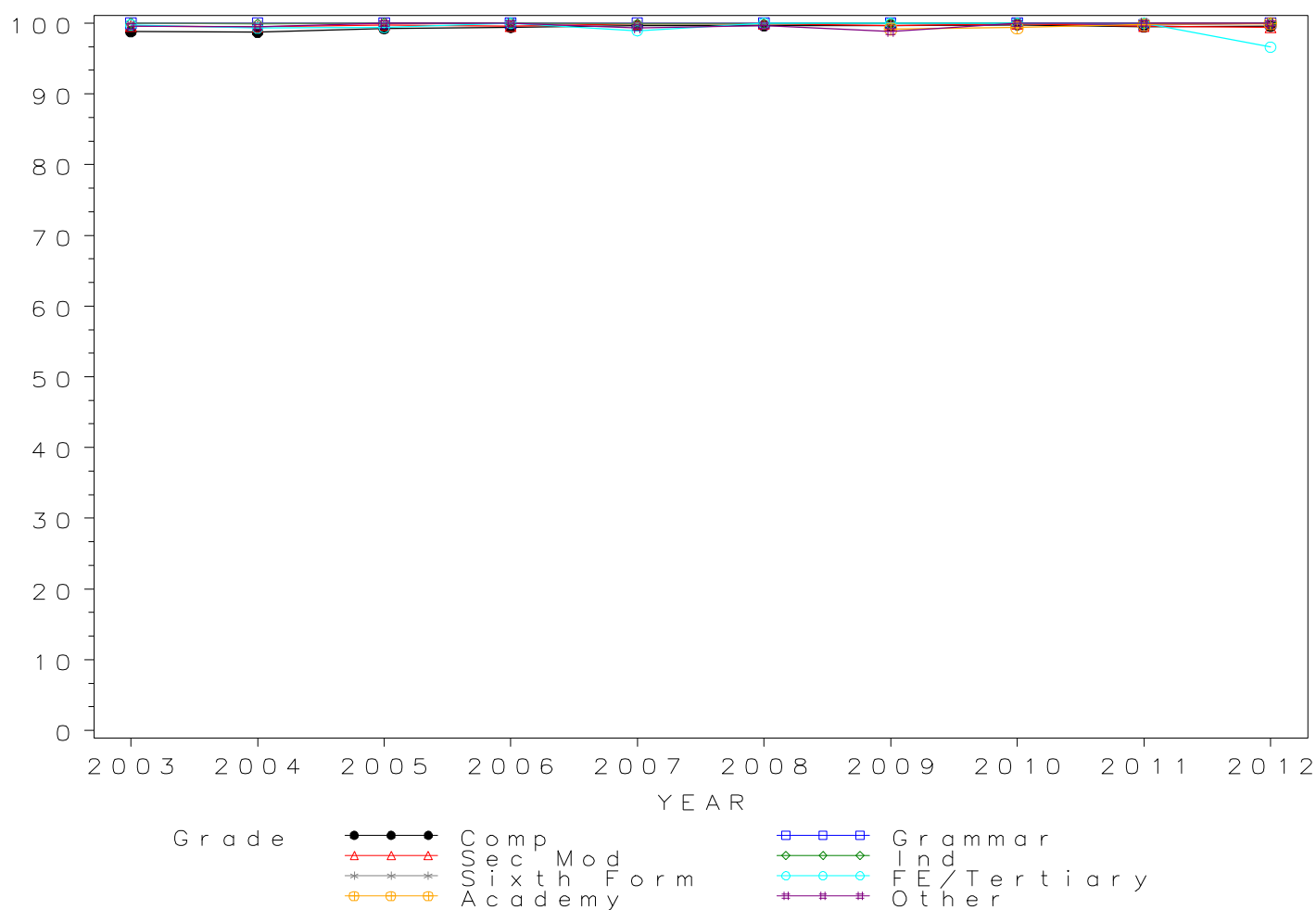
*GCSE GERMAN Grade G by school type 2003- 2012  
Cumulative Percentages*

School type	2003	2004	2005	2006	2007	2008	2009	2010	2011	2012
Comprehensive	98.8	98.7	99.2	99.4	99.6	99.6	99.7	99.8	99.5	99.6
Grammar	100.0	100.0	100.0	100.0	100.0	100.0	100.0	100.0	99.7	100.0
Sec Mod	99.6	99.5	99.7	99.6	99.9	99.9	99.6	99.9	99.6	99.4
Independent	100.0	99.9	100.0	100.0	99.9	99.9	100.0	100.0	100.0	100.0
Sixth Form	100.0	100.0	100.0	100.0	100.0	100.0	100.0	100.0	100.0	100.0
FE/Tertiary	99.8	99.3	99.4	100.0	98.9	100.0	100.0	100.0	100.0	96.6
Academy	.	.	.	.	.	.	99.1	99.4	99.8	99.9
Other	99.5	99.5	100.0	100.0	99.4	99.7	98.8	100.0	100.0	100.0

*Cumulative Numbers*

School type	2003	2004	2005	2006	2007	2008	2009	2010	2011	2012
Comprehensive	103690	100014	84980	70773	62665	58493	54358	50719	32511	28435
Grammar	9192	9225	9231	8917	8470	8442	8748	8164	4693	4367
Sec Mod	1703	1612	1165	965	832	822	845	870	470	490
Independent	9302	9324	8708	8809	8507	8321	7811	8100	6376	5861
Sixth Form	54	47	60	53	64	48	33	41	10	20
FE/Tertiary	401	428	334	314	186	145	201	132	140	57
Academy	.	.	.	.	.	.	1034	1593	16261	17948
Other	218	185	133	107	153	297	255	431	327	251

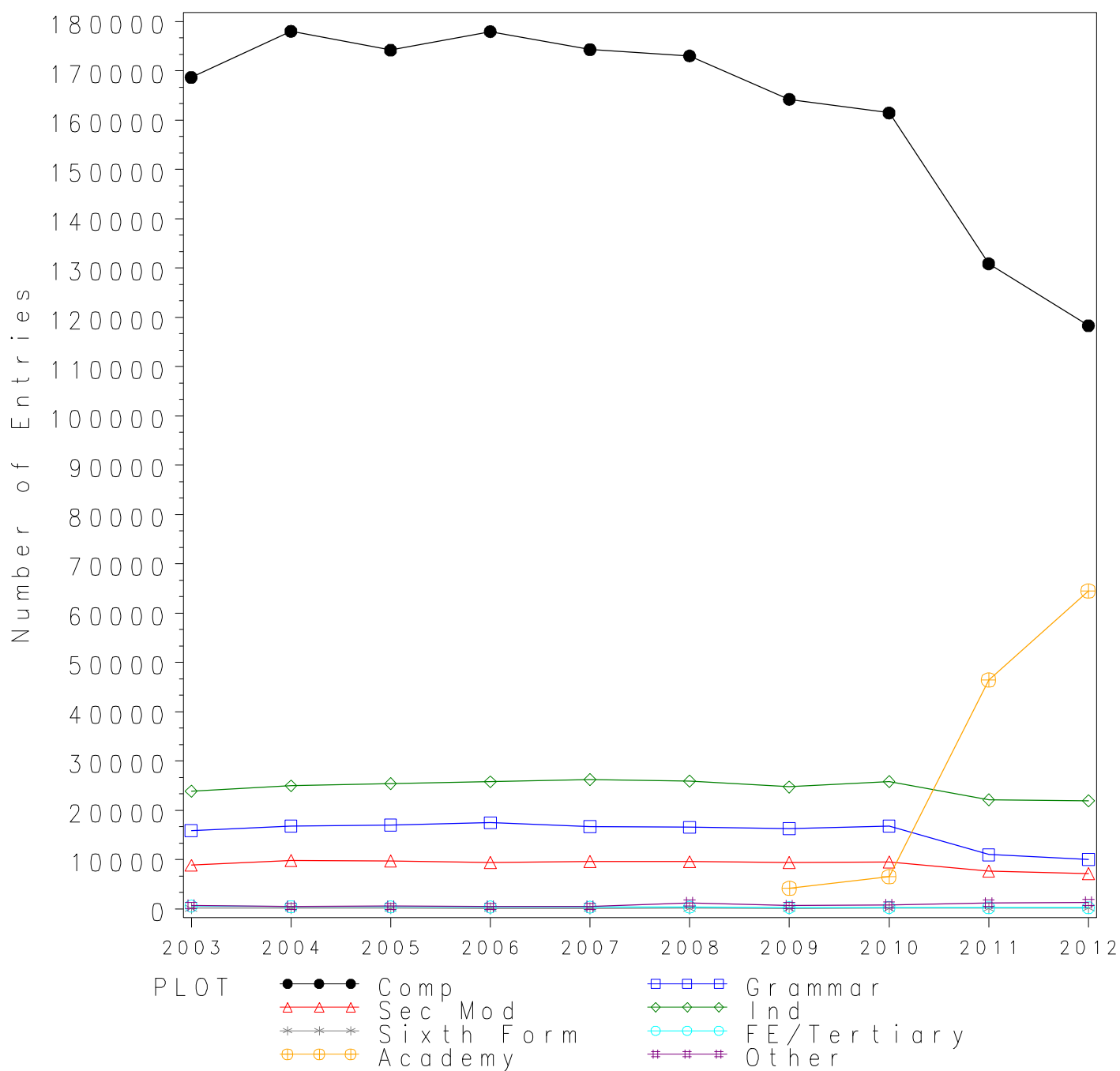
Cumulative % at Grade G by school type



## Numbers of GCSE entries in HISTORY by school type 2003- 2012

School type	2003	2004	2005	2006	2007	2008	2009	2010	2011	2012
Comprehensive	168696	178052	174215	177997	174332	173069	164249	161486	130883	118326
Grammar	15884	16777	17032	17486	16696	16558	16311	16779	10987	10052
Sec Mod	8847	9826	9696	9434	9626	9563	9398	9520	7665	7169
Independent	23896	24968	25434	25774	26256	25959	24740	25850	22153	21909
Sixth Form	135	173	126	82	90	111	86	114	121	144
FE/Tertiary	579	440	423	382	370	360	271	277	252	231
Academy	.	.	.	.	.	.	4120	6478	46435	64475
Other	665	517	527	472	487	1231	662	787	1162	1322

### GCSE HISTORY Entries by school type 2003–2012



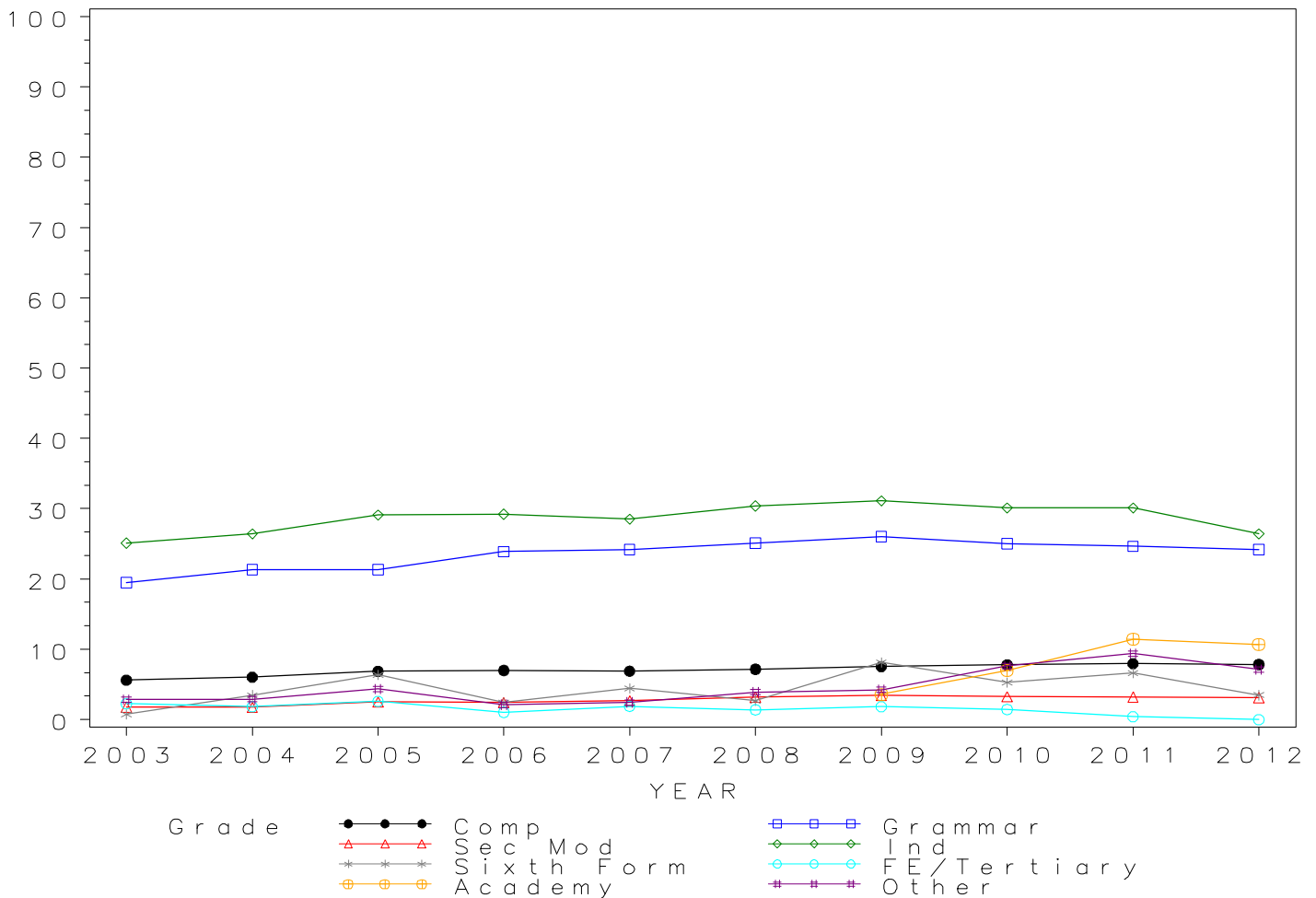
*GCSE HISTORY Grade A\* by school type 2003-2012  
Cumulative Percentages*

School type	2003	2004	2005	2006	2007	2008	2009	2010	2011	2012
Comprehensive	5.6	6.0	6.9	7.0	6.9	7.2	7.6	7.8	7.9	7.8
Grammar	19.5	21.3	21.4	23.9	24.2	25.1	26.0	25.0	24.6	24.2
Sec Mod	1.8	1.8	2.5	2.4	2.7	3.2	3.4	3.3	3.2	3.2
Independent	25.1	26.4	29.1	29.2	28.5	30.4	31.1	30.1	30.1	26.4
Sixth Form	0.7	3.5	6.3	2.4	4.4	2.7	8.1	5.3	6.6	3.5
FE/Tertiary	2.2	1.8	2.6	1.0	1.9	1.4	1.8	1.4	0.4	0.0
Academy	.	.	.	.	.	.	3.6	7.0	11.4	10.7
Other	2.9	2.9	4.4	2.1	2.5	3.9	4.2	7.6	9.4	7.1

*Cumulative Numbers*

School type	2003	2004	2005	2006	2007	2008	2009	2010	2011	2012
Comprehensive	9471	10738	11995	12436	12012	12401	12409	12587	10394	9274
Grammar	3095	3578	3637	4177	4039	4160	4248	4201	2708	2430
Sec Mod	160	172	245	227	257	306	321	310	247	226
Independent	5998	6592	7401	7526	7483	7892	7694	7781	6668	5784
Sixth Form	1	6	8	2	4	3	7	6	8	5
FE/Tertiary	13	8	11	4	7	5	5	4	1	0
Academy	.	.	.	.	.	.	148	453	5294	6899
Other	19	15	23	10	12	48	28	60	109	94

Cumulative % at Grade A\* by school type





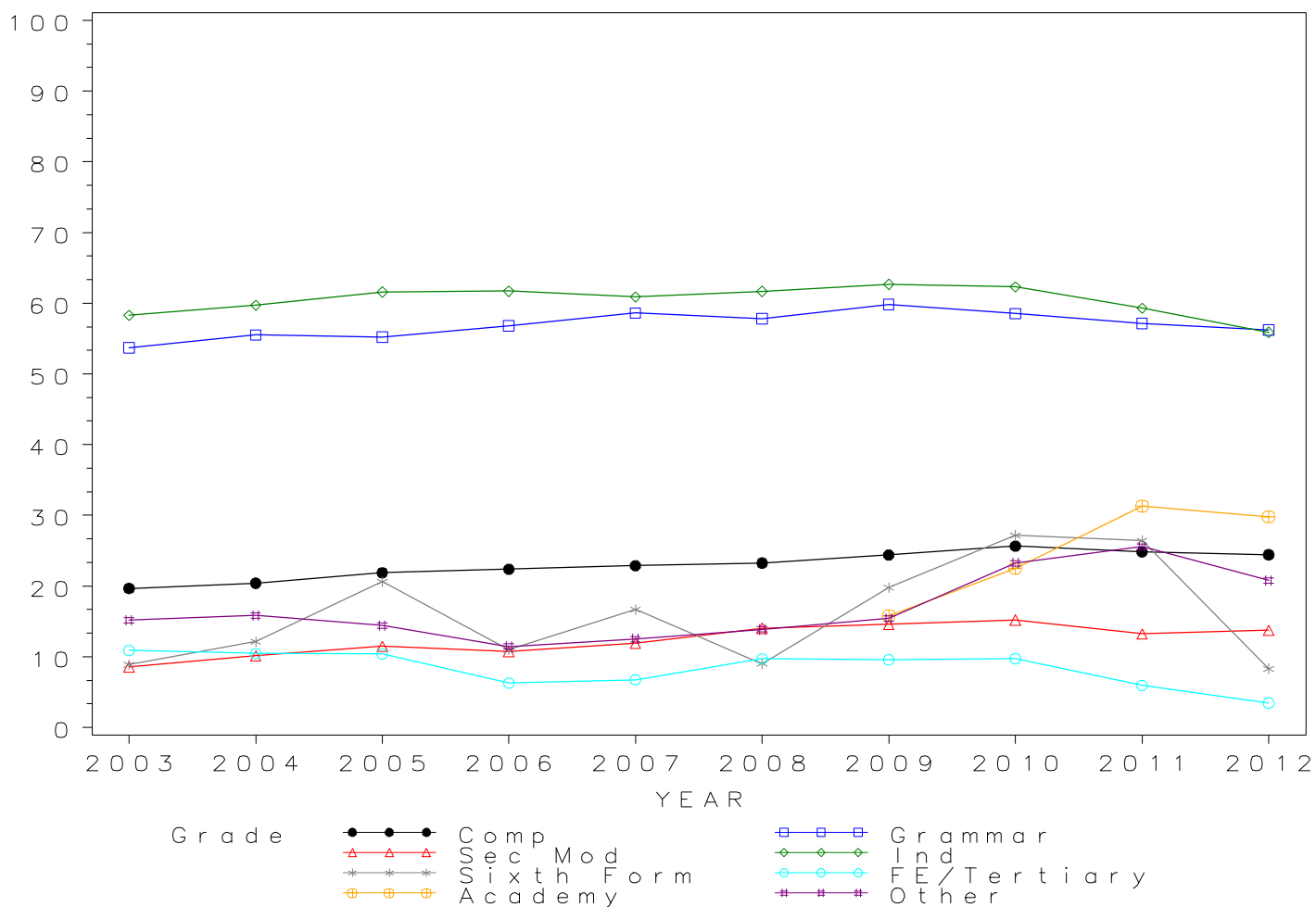
## GCSE HISTORY Grade A by school type 2003- 2012 Cumulative Percentages

School type	2003	2004	2005	2006	2007	2008	2009	2010	2011	2012
Comprehensive	19.7	20.4	21.9	22.4	22.9	23.3	24.4	25.6	24.8	24.4
Grammar	53.7	55.5	55.2	56.8	58.6	57.8	59.8	58.5	57.2	56.2
Sec Mod	8.6	10.1	11.5	10.8	11.9	14.0	14.6	15.2	13.2	13.8
Independent	58.3	59.7	61.6	61.7	60.9	61.7	62.7	62.3	59.3	55.9
Sixth Form	8.9	12.1	20.6	11.0	16.7	9.0	19.8	27.2	26.4	8.3
FE/Tertiary	10.9	10.5	10.4	6.3	6.8	9.7	9.6	9.7	6.0	3.5
Academy	.	.	.	.	.	.	15.8	22.5	31.3	29.8
Other	15.2	15.9	14.4	11.4	12.5	13.9	15.4	23.3	25.6	20.8

### Cumulative Numbers

School type	2003	2004	2005	2006	2007	2008	2009	2010	2011	2012
Comprehensive	33186	36358	38157	39825	39898	40258	40069	41415	32510	28915
Grammar	8532	9316	9407	9933	9786	9577	9758	9824	6280	5651
Sec Mod	760	997	1112	1017	1149	1342	1372	1447	1015	986
Independent	13931	14906	15667	15903	15990	16017	15512	16105	13137	12247
Sixth Form	12	21	26	9	15	10	17	31	32	12
FE/Tertiary	63	46	44	24	25	35	26	27	15	8
Academy	.	.	.	.	.	.	651	1458	14534	19214
Other	101	82	76	54	61	171	102	183	297	275

Cumulative % at Grade A by school type



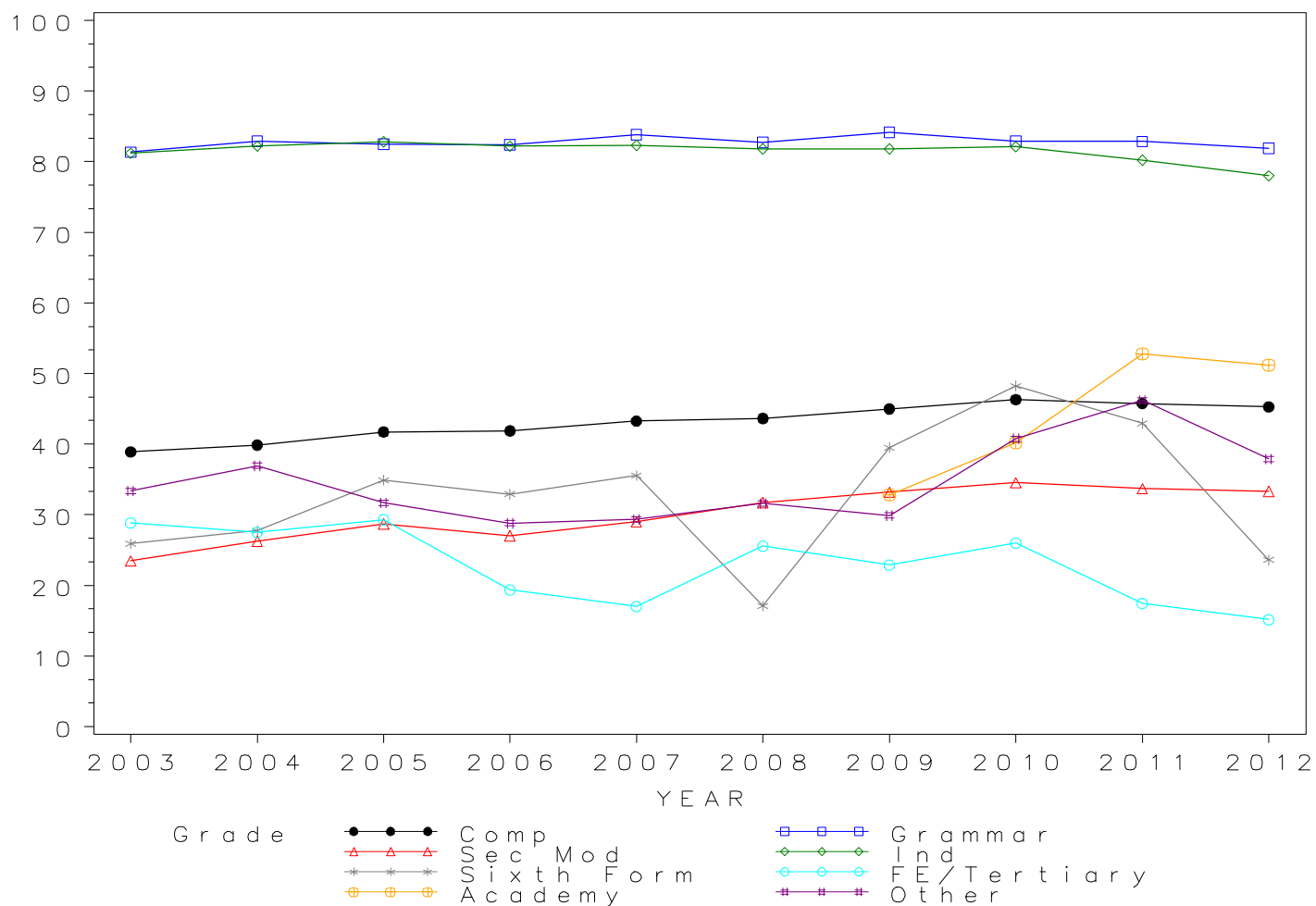
## GCSE HISTORY Grade B by school type 2003- 2012 Cumulative Percentages

School type	2003	2004	2005	2006	2007	2008	2009	2010	2011	2012
Comprehensive	38.9	39.9	41.7	41.9	43.3	43.6	45.0	46.3	45.8	45.3
Grammar	81.4	82.9	82.5	82.4	83.8	82.7	84.1	82.9	82.9	81.9
Sec Mod	23.5	26.3	28.7	27.0	29.0	31.8	33.2	34.5	33.7	33.4
Independent	81.2	82.2	82.8	82.2	82.3	81.8	81.8	82.1	80.2	78.0
Sixth Form	25.9	27.7	34.9	32.9	35.6	17.1	39.5	48.2	43.0	23.6
FE/Tertiary	28.8	27.5	29.3	19.4	17.0	25.6	22.9	26.0	17.5	15.2
Academy	.	.	.	.	.	.	32.8	40.2	52.8	51.2
Other	33.4	36.9	31.7	28.8	29.4	31.6	29.9	40.8	46.2	37.9

### Cumulative Numbers

School type	2003	2004	2005	2006	2007	2008	2009	2010	2011	2012
Comprehensive	65648	71007	72707	74539	75455	75530	73909	74795	59897	53601
Grammar	12922	13905	14045	14409	13994	13696	13725	13907	9104	8230
Sec Mod	2076	2584	2783	2551	2793	3037	3122	3287	2585	2391
Independent	19404	20524	21059	21186	21609	21234	20237	21223	17767	17089
Sixth Form	35	48	44	27	32	19	34	55	52	34
FE/Tertiary	167	121	124	74	63	92	62	72	44	35
Academy	.	.	.	.	.	.	1351	2604	24518	33011
Other	222	191	167	136	143	389	198	321	537	501

Cumulative % at Grade B by school type



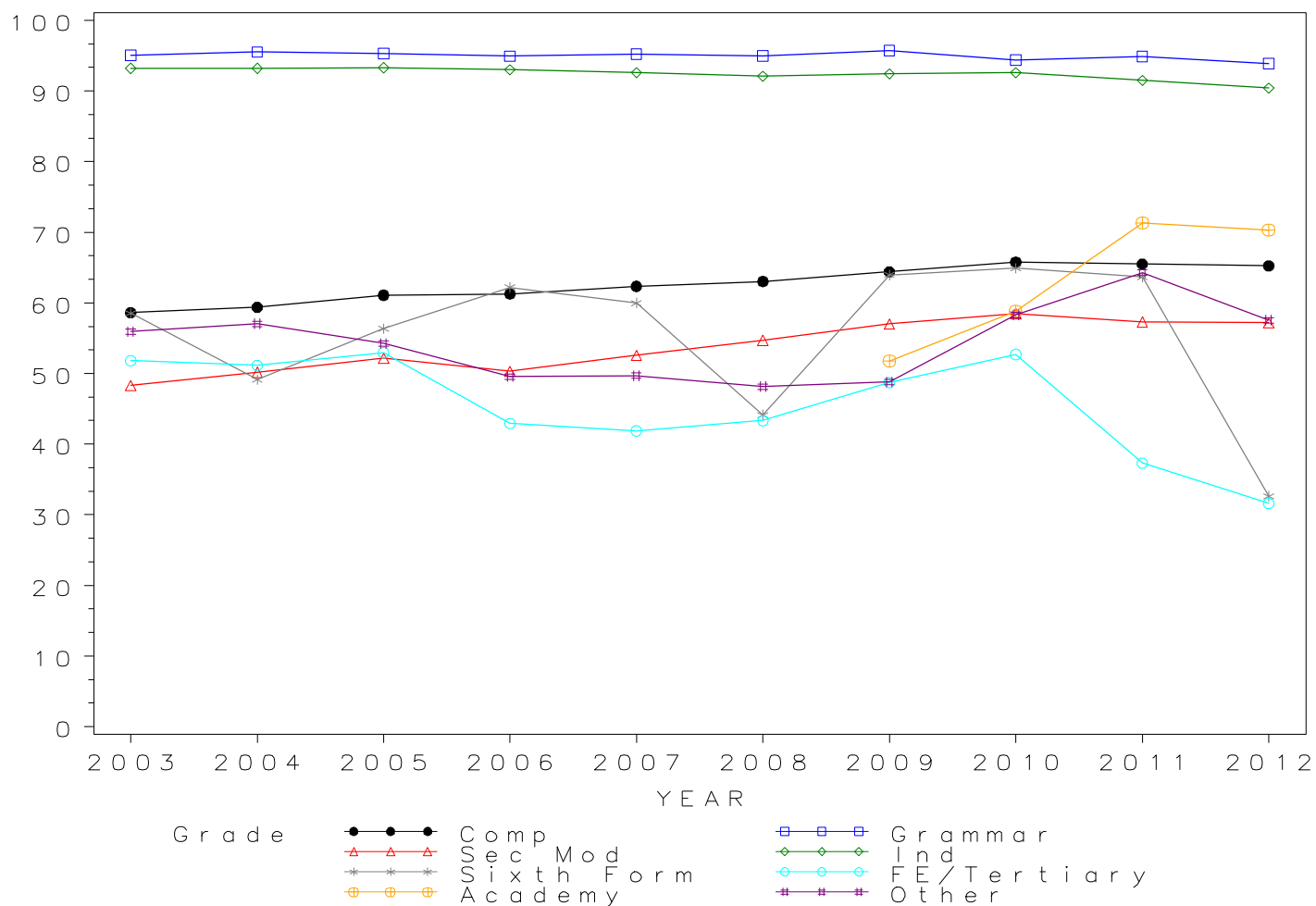
## GCSE HISTORY Grade C by school type 2003- 2012 Cumulative Percentages

School type	2003	2004	2005	2006	2007	2008	2009	2010	2011	2012
Comprehensive	58.6	59.4	61.1	61.3	62.3	63.0	64.4	65.8	65.5	65.3
Grammar	95.1	95.5	95.3	94.9	95.2	95.0	95.7	94.4	94.9	93.9
Sec Mod	48.3	50.2	52.2	50.3	52.6	54.7	57.0	58.5	57.3	57.2
Independent	93.2	93.2	93.3	93.0	92.6	92.1	92.4	92.6	91.5	90.4
Sixth Form	58.5	49.1	56.3	62.2	60.0	44.1	64.0	64.9	63.6	32.6
FE/Tertiary	51.8	51.1	53.0	42.9	41.9	43.3	48.7	52.7	37.3	31.6
Academy	.	.	.	.	.	.	51.8	58.8	71.3	70.3
Other	55.9	57.1	54.3	49.6	49.7	48.2	48.8	58.3	64.3	57.6

### Cumulative Numbers

School type	2003	2004	2005	2006	2007	2008	2009	2010	2011	2012
Comprehensive	98857	105727	106430	109070	108684	109101	105792	106223	85700	77223
Grammar	15103	16025	16237	16601	15902	15728	15613	15836	10428	9437
Sec Mod	4272	4932	5059	4746	5063	5233	5361	5570	4393	4099
Independent	22271	23270	23730	23970	24313	23908	22860	23937	20270	19806
Sixth Form	79	85	71	51	54	49	55	74	77	47
FE/Tertiary	300	225	224	164	155	156	132	146	94	73
Academy	.	.	.	.	.	.	2134	3809	33108	45326
Other	372	295	286	234	242	593	323	459	747	761

Cumulative % at Grade C by school type



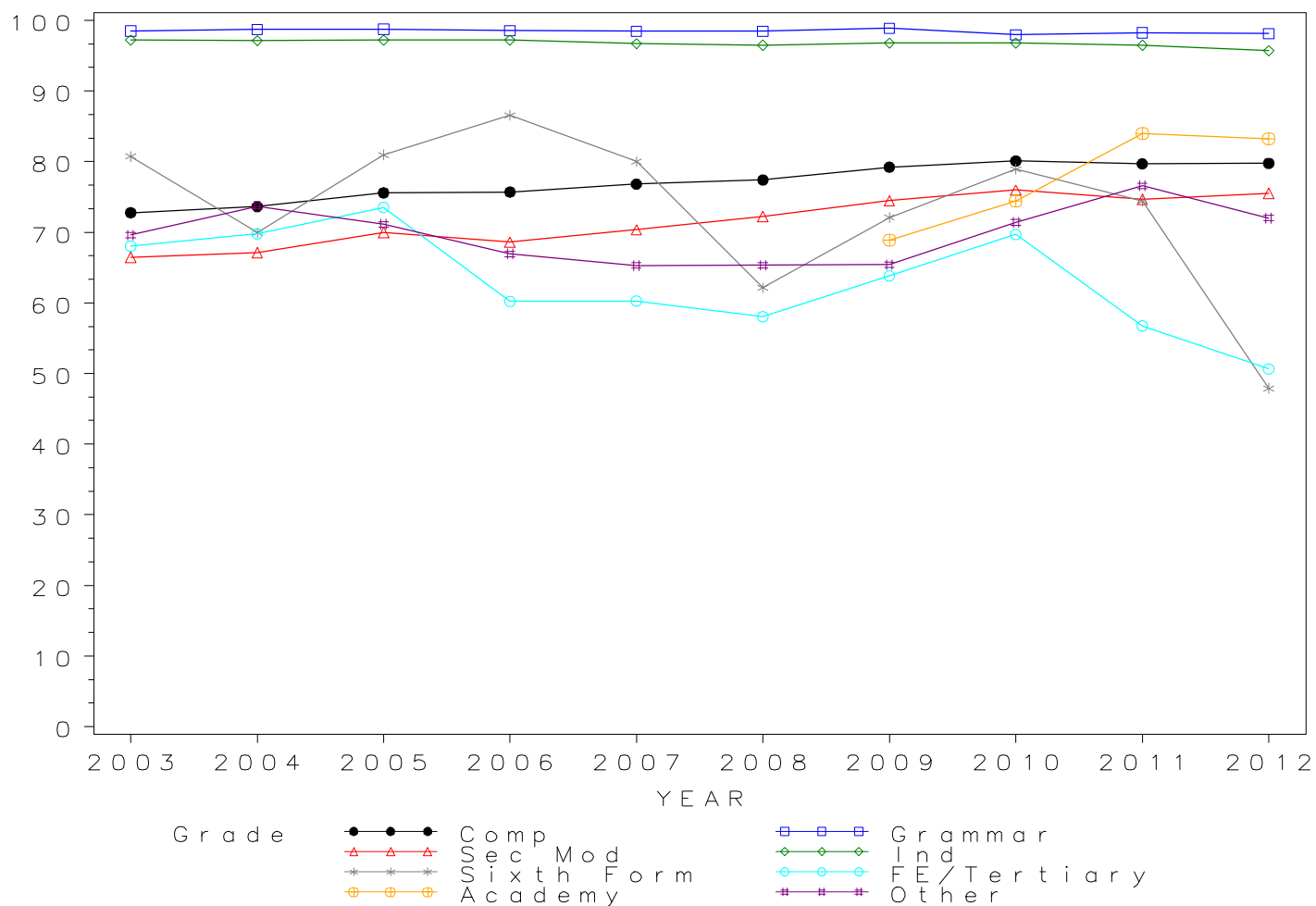
## GCSE HISTORY Grade D by school type 2003- 2012 Cumulative Percentages

School type	2003	2004	2005	2006	2007	2008	2009	2010	2011	2012
Comprehensive	72.8	73.7	75.6	75.7	76.8	77.4	79.2	80.1	79.7	79.8
Grammar	98.5	98.7	98.7	98.5	98.5	98.5	98.9	97.9	98.3	98.1
Sec Mod	66.5	67.1	70.0	68.6	70.4	72.2	74.5	76.0	74.7	75.5
Independent	97.2	97.1	97.2	97.2	96.7	96.5	96.8	96.8	96.5	95.7
Sixth Form	80.7	69.9	81.0	86.6	80.0	62.2	72.1	78.9	74.4	47.9
FE/Tertiary	68.0	69.8	73.5	60.2	60.3	58.1	63.8	69.7	56.7	50.6
Academy	.	.	.	.	.	.	68.9	74.4	84.0	83.2
Other	69.6	73.7	71.2	66.9	65.3	65.3	65.4	71.4	76.6	72.0

### Cumulative Numbers

School type	2003	2004	2005	2006	2007	2008	2009	2010	2011	2012
Comprehensive	122764	131137	131692	134752	133935	133995	130130	129347	104307	94395
Grammar	15644	16563	16816	17230	16442	16306	16125	16433	10796	9865
Sec Mod	5880	6596	6786	6471	6772	6909	6999	7232	5724	5415
Independent	23227	24244	24722	25052	25390	25050	23948	25023	21378	20967
Sixth Form	109	121	102	71	72	69	62	90	90	69
FE/Tertiary	394	307	311	230	223	209	173	193	143	117
Academy	.	.	.	.	.	.	2839	4820	39005	53643
Other	463	381	375	316	318	804	433	562	890	952

Cumulative % at Grade D by school type

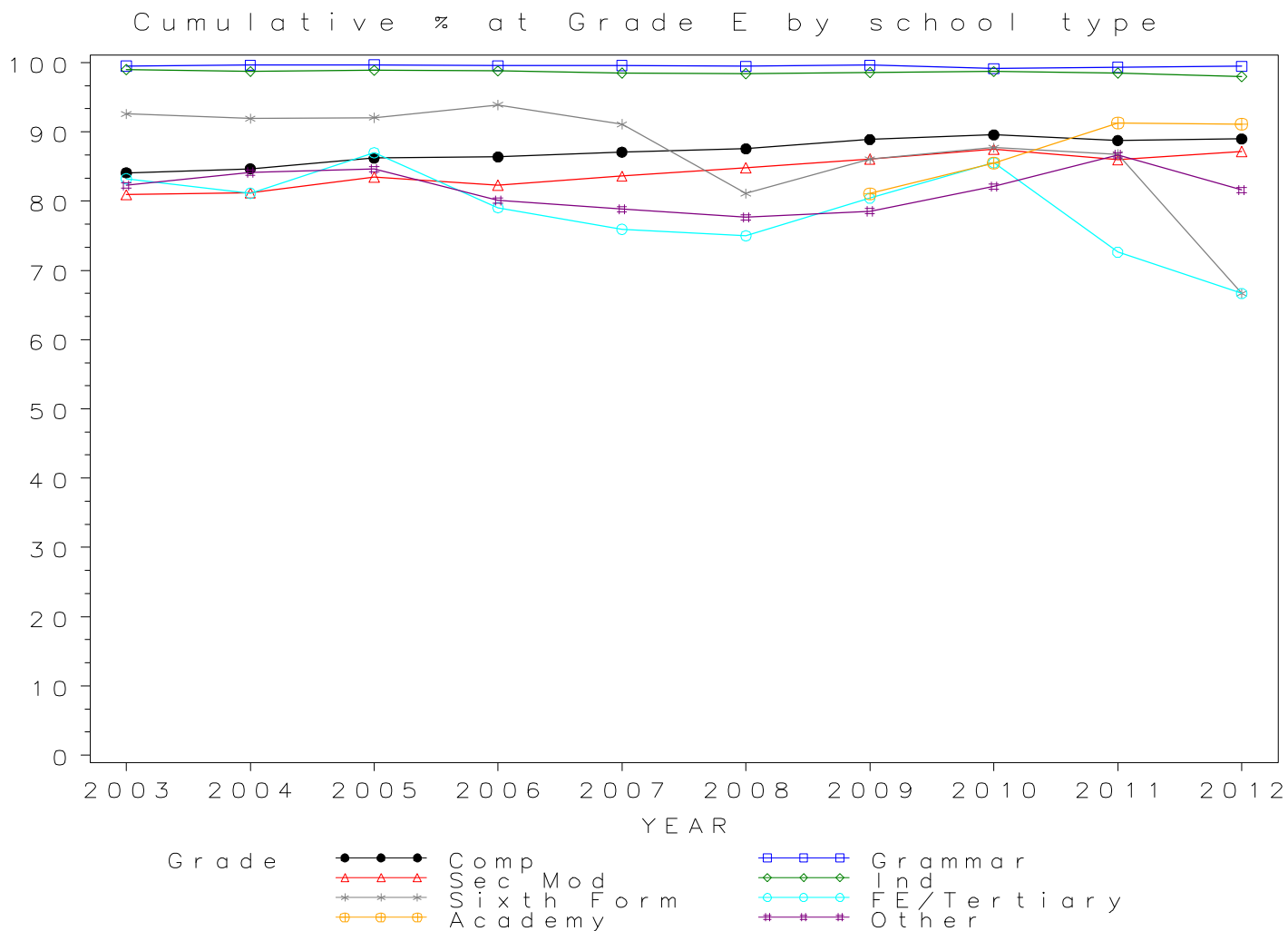


## GCSE HISTORY Grade E by school type 2003- 2012 Cumulative Percentages

School type	2003	2004	2005	2006	2007	2008	2009	2010	2011	2012
Comprehensive	84.1	84.7	86.2	86.4	87.1	87.6	88.9	89.6	88.8	89.0
Grammar	99.5	99.6	99.7	99.5	99.6	99.5	99.6	99.1	99.3	99.5
Sec Mod	80.9	81.2	83.5	82.3	83.6	84.8	86.1	87.5	86.0	87.2
Independent	99.0	98.7	98.9	98.8	98.5	98.4	98.6	98.7	98.5	98.0
Sixth Form	92.6	91.9	92.1	93.9	91.1	81.1	86.0	87.7	86.8	66.7
FE/Tertiary	83.2	81.1	87.0	79.1	75.9	75.0	80.4	85.6	72.6	66.7
Academy	.	.	.	.	.	.	81.1	85.5	91.3	91.1
Other	82.3	84.1	84.6	80.1	78.9	77.7	78.5	82.1	86.7	81.6

### Cumulative Numbers

School type	2003	2004	2005	2006	2007	2008	2009	2010	2011	2012
Comprehensive	141850	150771	150232	153745	151803	151535	145985	144635	116163	105281
Grammar	15804	16715	16975	17405	16625	16472	16252	16635	10915	9998
Sec Mod	7159	7976	8094	7764	8049	8112	8091	8327	6592	6249
Independent	23657	24643	25154	25465	25862	25544	24394	25514	21821	21471
Sixth Form	125	159	116	77	82	90	74	100	105	96
FE/Tertiary	482	357	368	302	281	270	218	237	183	154
Academy	.	.	.	.	.	.	3341	5539	42395	58737
Other	547	435	446	378	384	956	520	646	1007	1079

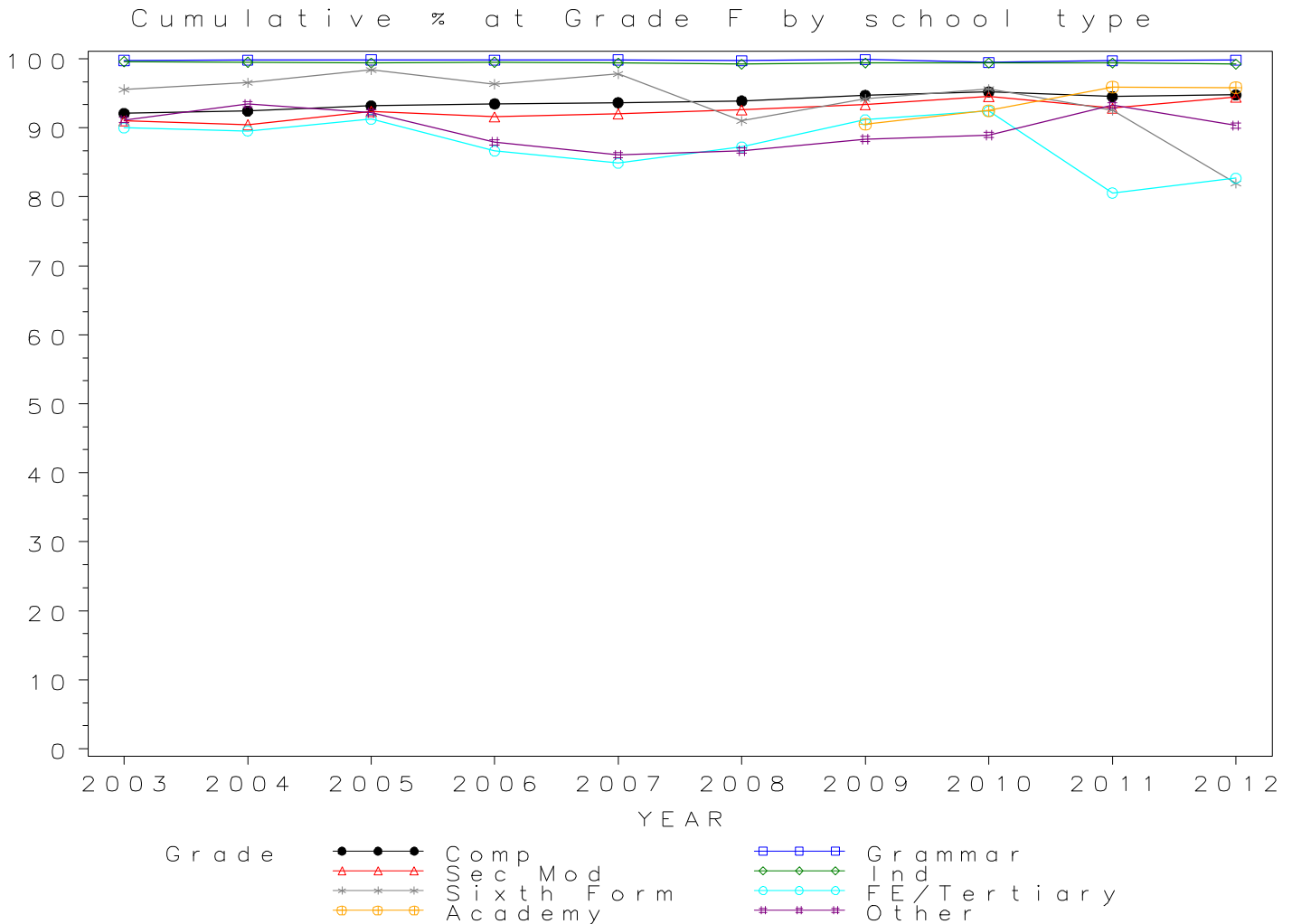


*GCSE HISTORY Grade F by school type 2003- 2012  
Cumulative Percentages*

School type	2003	2004	2005	2006	2007	2008	2009	2010	2011	2012
Comprehensive	92.1	92.4	93.2	93.5	93.6	93.9	94.7	95.2	94.5	94.8
Grammar	99.8	99.8	99.8	99.8	99.8	99.7	99.9	99.5	99.7	99.8
Sec Mod	91.0	90.5	92.4	91.6	92.1	92.6	93.3	94.5	92.8	94.4
Independent	99.6	99.5	99.4	99.5	99.4	99.2	99.4	99.4	99.4	99.2
Sixth Form	95.6	96.5	98.4	96.3	97.8	91.0	94.2	95.6	92.6	81.9
FE/Tertiary	90.0	89.5	91.3	86.6	84.9	87.2	91.1	92.4	80.6	82.7
Academy	.	.	.	.	.	.	90.5	92.5	95.9	95.8
Other	91.1	93.4	92.2	87.9	86.0	86.7	88.4	88.9	93.3	90.3

*Cumulative Numbers*

School type	2003	2004	2005	2006	2007	2008	2009	2010	2011	2012
Comprehensive	155346	164578	162325	166355	163247	162474	155567	153756	123681	112129
Grammar	15847	16743	17004	17451	16669	16514	16291	16687	10955	10032
Sec Mod	8052	8888	8955	8641	8861	8853	8773	8998	7115	6769
Independent	23800	24843	25281	25645	26098	25751	24592	25695	22020	21734
Sixth Form	129	167	124	79	88	101	81	109	112	118
FE/Tertiary	521	394	386	331	314	314	247	256	203	191
Academy	.	.	.	.	.	.	3729	5992	44531	61767
Other	606	483	486	415	419	1067	585	700	1084	1194



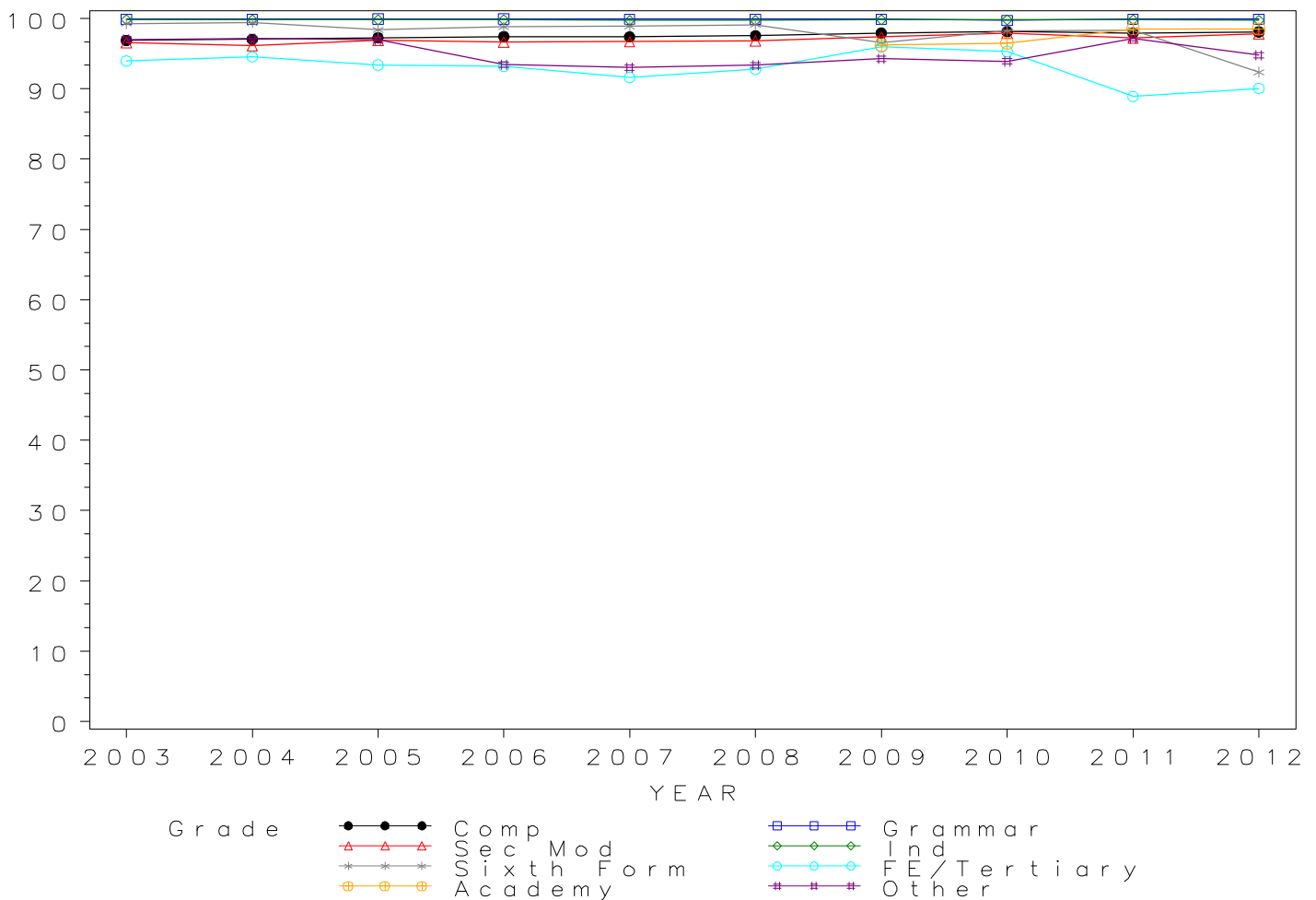
*GCSE HISTORY Grade G by school type 2003- 2012  
Cumulative Percentages*

School type	2003	2004	2005	2006	2007	2008	2009	2010	2011	2012
Comprehensive	96.9	97.0	97.3	97.4	97.4	97.5	97.9	98.1	97.9	98.1
Grammar	99.9	99.9	99.9	99.9	99.9	99.9	99.9	99.7	99.9	99.9
Sec Mod	96.6	96.1	96.9	96.6	96.7	96.8	97.4	97.9	97.2	97.8
Independent	99.8	99.8	99.8	99.8	99.7	99.7	99.8	99.8	99.8	99.7
Sixth Form	99.3	99.4	98.4	98.8	98.9	99.1	96.5	98.2	98.3	92.4
FE/Tertiary	94.0	94.5	93.4	93.2	91.6	92.8	95.9	95.3	88.9	90.0
Academy	.	.	.	.	.	.	96.2	96.5	98.5	98.5
Other	97.0	97.1	97.0	93.4	93.0	93.3	94.3	93.9	97.2	94.8

*Cumulative Numbers*

School type	2003	2004	2005	2006	2007	2008	2009	2010	2011	2012
Comprehensive	163443	172765	169440	173396	169783	168795	160847	158479	128171	116048
Grammar	15863	16760	17021	17475	16679	16538	16291	16731	10973	10042
Sec Mod	8544	9446	9396	9117	9309	9259	9150	9323	7449	7010
Independent	23848	24918	25383	25722	26177	25881	24691	25798	22109	21843
Sixth Form	134	172	124	81	89	110	83	112	119	133
FE/Tertiary	544	416	395	356	339	334	260	264	224	208
Academy	.	.	.	.	.	.	3963	6251	45738	63508
Other	645	502	511	441	453	1149	624	739	1129	1253

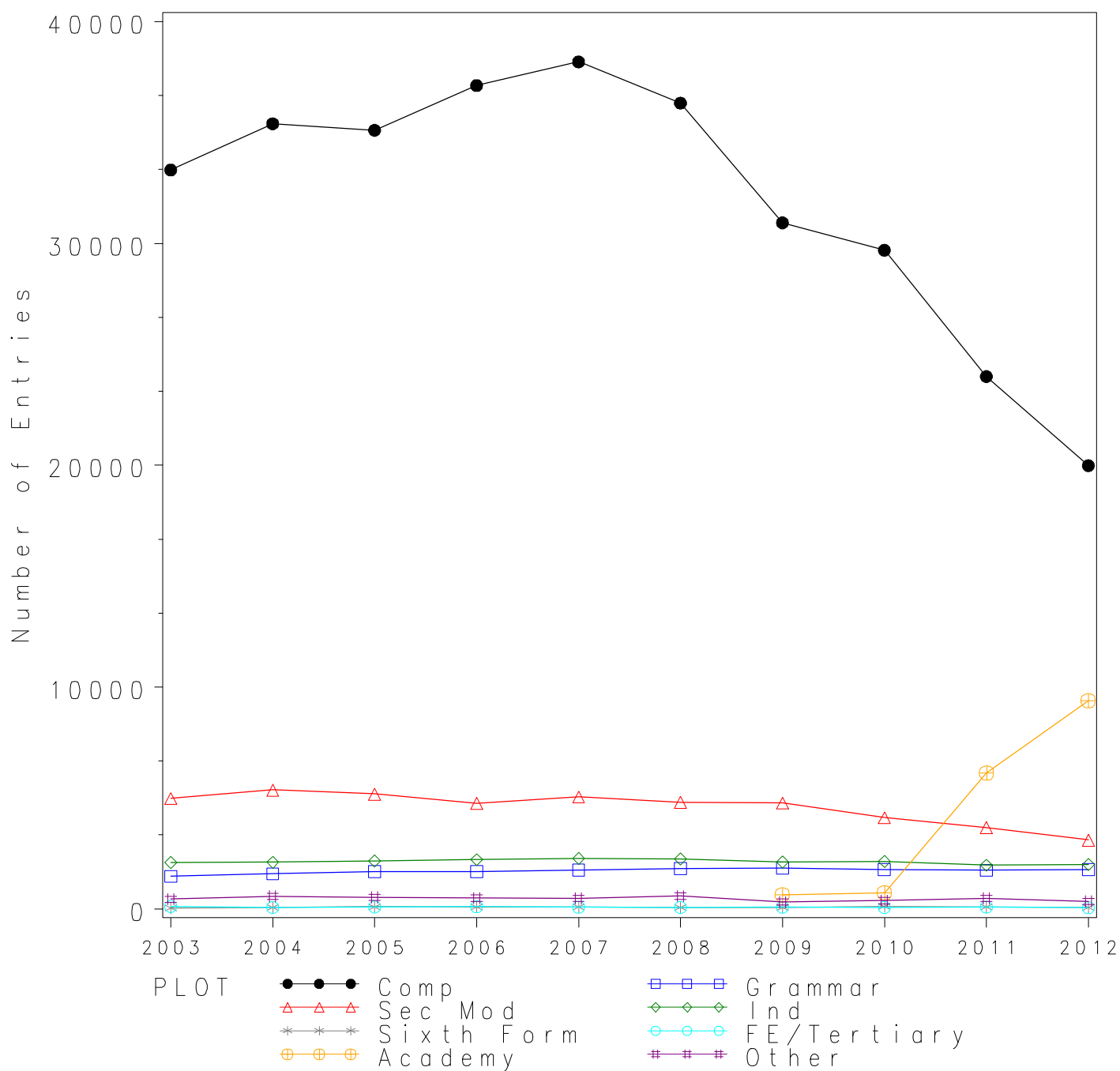
Cumulative % at Grade G by school type



*Numbers of GCSE entries in HOME ECONOMICS by school type 2003- 2012*

School type	2003	2004	2005	2006	2007	2008	2009	2010	2011	2012
Comprehensive	33312	35396	35108	37120	38189	36328	30930	29695	24004	19983
Grammar	1465	1580	1678	1683	1747	1814	1848	1768	1738	1775
Sec Mod	4978	5361	5179	4759	5047	4801	4771	4112	3661	3104
Independent	2090	2101	2156	2219	2272	2252	2115	2134	1971	1995
Sixth Form	43	56	96	85	83	66	55	103	91	65
FE/Tertiary	112	63	85	97	76	65	79	67	81	55
Academy	.	.	.	.	.	.	634	711	6116	9393
Other	438	559	521	485	470	578	306	373	472	335

**GCSE HOME ECONOMICS Entries by school type 2003–2012**





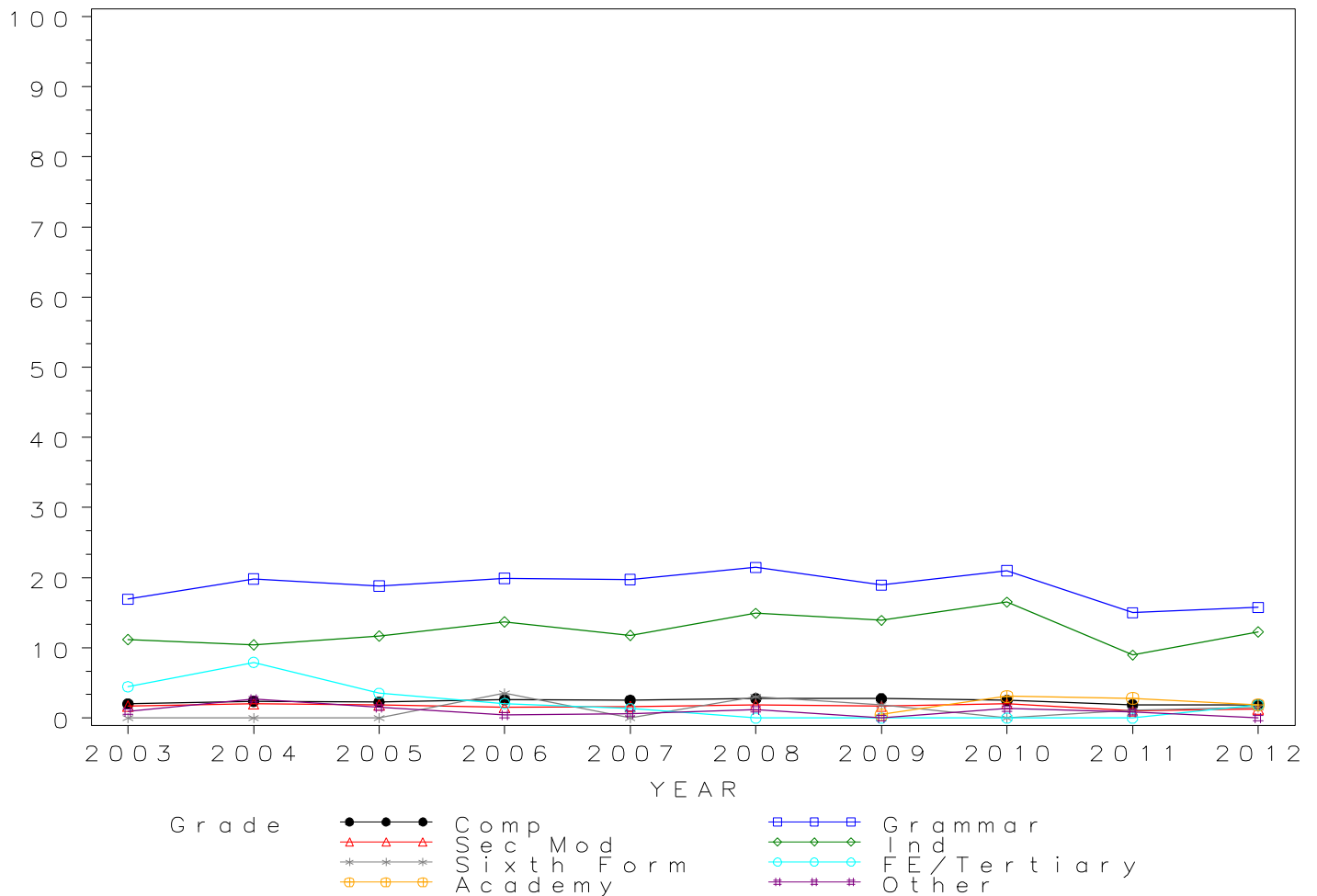
*GCSE HOME ECONOMICS Grade A\* by school type 2003- 2012  
Cumulative Percentages*

School type	2003	2004	2005	2006	2007	2008	2009	2010	2011	2012
Comprehensive	2.0	2.4	2.2	2.6	2.5	2.8	2.7	2.5	1.9	1.9
Grammar	16.9	19.8	18.8	19.9	19.7	21.4	18.9	21.0	15.0	15.8
Sec Mod	1.7	2.1	1.9	1.5	1.6	1.9	1.7	2.0	1.0	1.3
Independent	11.2	10.4	11.7	13.7	11.8	14.9	13.9	16.5	9.0	12.3
Sixth Form	0.0	0.0	0.0	3.5	0.0	3.0	1.8	0.0	1.1	1.5
FE/Tertiary	4.5	7.9	3.5	2.1	1.3	0.0	0.0	0.0	0.0	1.8
Academy	.	.	.	.	.	.	0.5	3.1	2.8	1.9
Other	0.9	2.7	1.5	0.4	0.6	1.2	0.0	1.3	0.8	0.0

*Cumulative Numbers*

School type	2003	2004	2005	2006	2007	2008	2009	2010	2011	2012
Comprehensive	670	846	789	964	967	1007	847	742	449	377
Grammar	248	313	316	335	345	389	350	371	261	280
Sec Mod	86	110	97	72	83	90	79	83	36	39
Independent	234	219	252	304	268	336	294	352	177	245
Sixth Form	0	0	0	3	0	2	1	0	1	1
FE/Tertiary	5	5	3	2	1	0	0	0	0	1
Academy	.	.	.	.	.	.	3	22	171	178
Other	4	15	8	2	3	7	0	5	4	0

Cumulative % at Grade A\* by school type



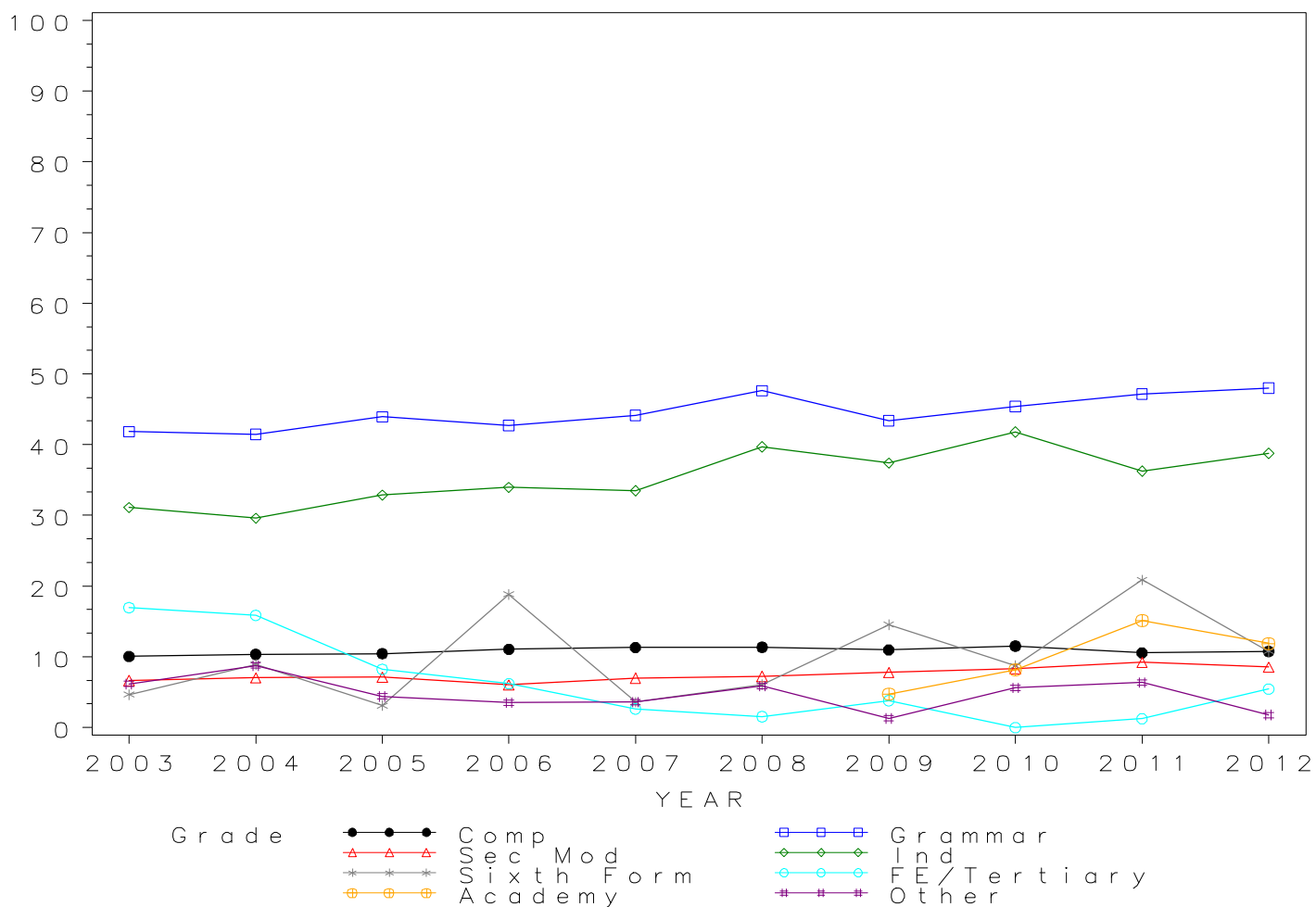
*GCSE HOME ECONOMICS Grade A by school type 2003- 2012  
Cumulative Percentages*

School type	2003	2004	2005	2006	2007	2008	2009	2010	2011	2012
Comprehensive	10.0	10.4	10.5	11.1	11.3	11.4	11.0	11.5	10.6	10.8
Grammar	41.8	41.5	43.9	42.7	44.1	47.6	43.4	45.4	47.2	48.0
Sec Mod	6.7	7.0	7.1	6.0	7.0	7.2	7.8	8.3	9.2	8.5
Independent	31.1	29.6	32.9	34.0	33.5	39.7	37.4	41.8	36.3	38.8
Sixth Form	4.7	8.9	3.1	18.8	3.6	6.1	14.5	8.7	20.9	10.8
FE/Tertiary	17.0	15.9	8.2	6.2	2.6	1.5	3.8	0.0	1.2	5.5
Academy	.	.	.	.	.	.	4.7	8.2	15.1	11.9
Other	6.2	8.8	4.4	3.5	3.6	5.9	1.3	5.6	6.4	1.8

*Cumulative Numbers*

School type	2003	2004	2005	2006	2007	2008	2009	2010	2011	2012
Comprehensive	3347	3665	3670	4106	4323	4127	3397	3419	2534	2152
Grammar	613	655	737	719	771	864	802	803	820	852
Sec Mod	332	377	369	287	354	348	372	342	337	265
Independent	650	622	709	754	761	894	791	892	715	774
Sixth Form	2	5	3	16	3	4	8	9	19	7
FE/Tertiary	19	10	7	6	2	1	3	0	1	3
Academy	.	.	.	.	.	.	30	58	924	1118
Other	27	49	23	17	17	34	4	21	30	6

Cumulative % at Grade A by school type



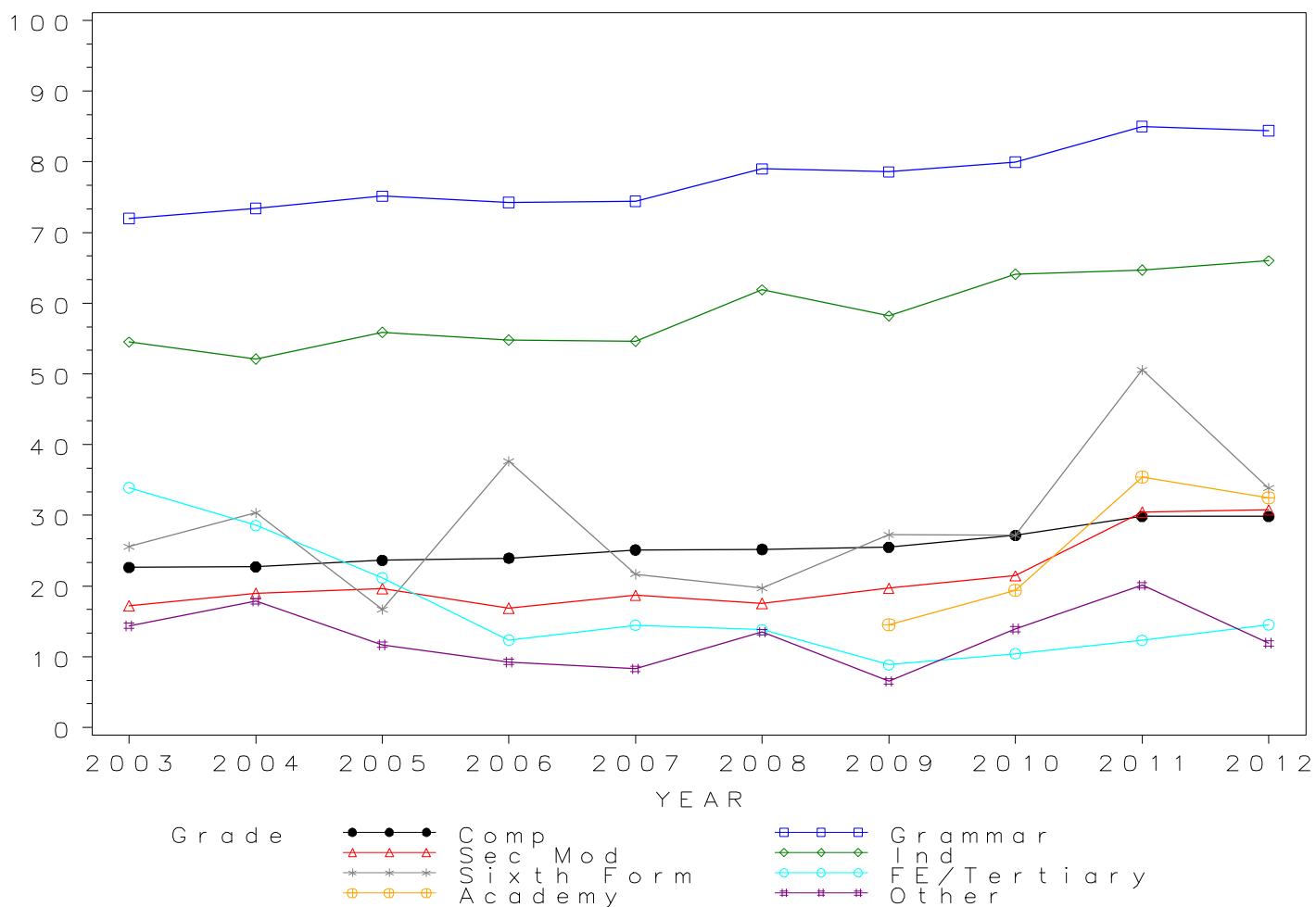
*GCSE HOME ECONOMICS Grade B by school type 2003- 2012  
Cumulative Percentages*

School type	2003	2004	2005	2006	2007	2008	2009	2010	2011	2012
Comprehensive	22.6	22.7	23.6	24.0	25.1	25.2	25.5	27.2	29.9	29.9
Grammar	72.0	73.4	75.1	74.3	74.4	79.0	78.6	80.0	85.0	84.4
Sec Mod	17.2	19.0	19.7	16.9	18.7	17.6	19.7	21.4	30.5	30.8
Independent	54.5	52.1	55.9	54.8	54.6	61.9	58.2	64.1	64.7	66.0
Sixth Form	25.6	30.4	16.7	37.6	21.7	19.7	27.3	27.2	50.5	33.8
FE/Tertiary	33.9	28.6	21.2	12.4	14.5	13.8	8.9	10.4	12.3	14.5
Academy	.	.	.	.	.	.	14.5	19.4	35.4	32.5
Other	14.4	17.9	11.7	9.3	8.3	13.5	6.5	13.9	20.1	11.9

*Cumulative Numbers*

School type	2003	2004	2005	2006	2007	2008	2009	2010	2011	2012
Comprehensive	7545	8043	8297	8891	9593	9156	7888	8066	7166	5966
Grammar	1055	1160	1261	1250	1300	1433	1452	1414	1477	1498
Sec Mod	857	1018	1019	803	944	844	940	882	1116	955
Independent	1139	1095	1205	1216	1241	1394	1231	1368	1275	1317
Sixth Form	11	17	16	32	18	13	15	28	46	22
FE/Tertiary	38	18	18	12	11	9	7	7	10	8
Academy	.	.	.	.	.	.	92	138	2165	3053
Other	63	100	61	45	39	78	20	52	95	40

Cumulative % at Grade B by school type



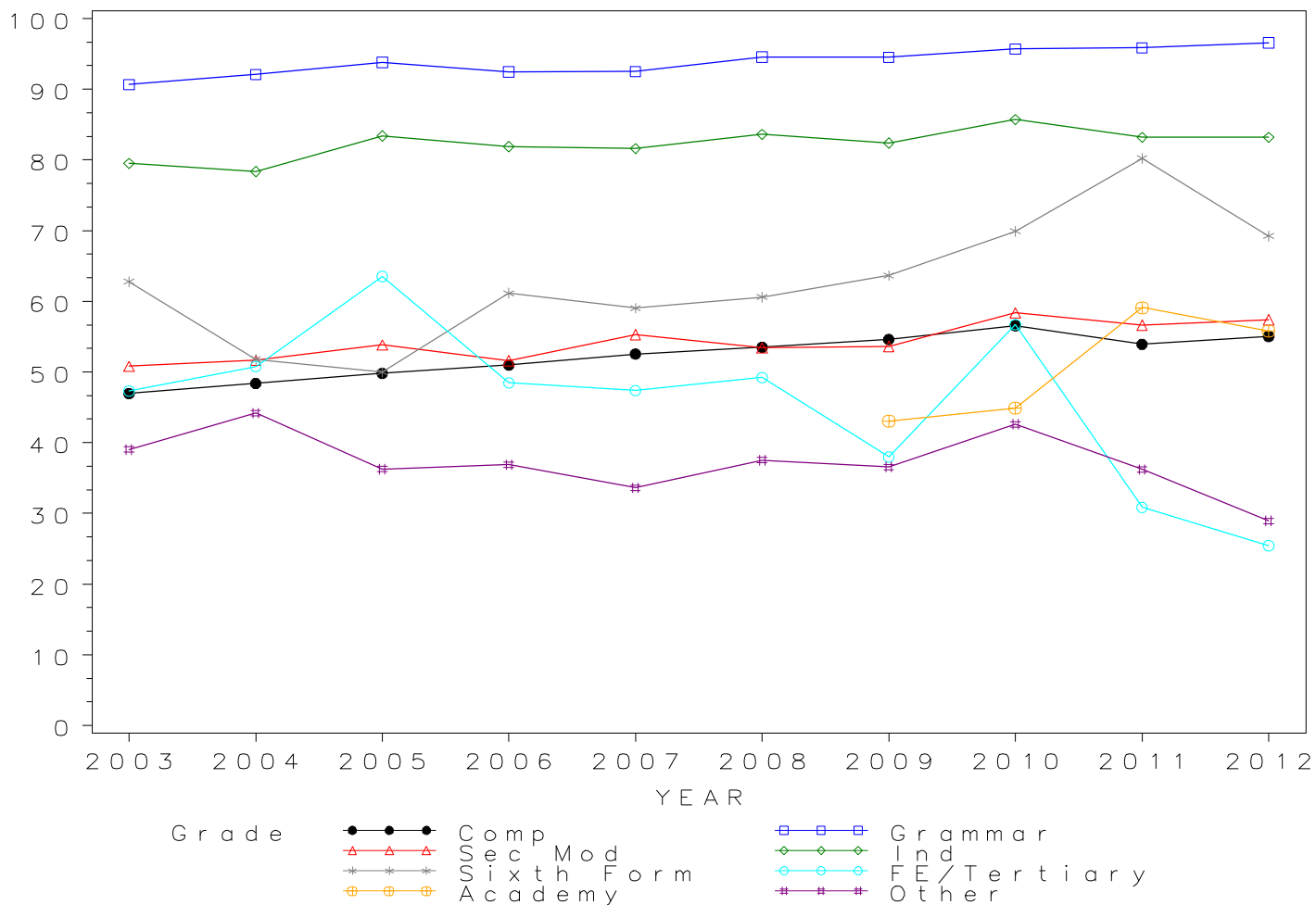
*GCSE HOME ECONOMICS Grade C by school type 2003- 2012  
Cumulative Percentages*

School type	2003	2004	2005	2006	2007	2008	2009	2010	2011	2012
Comprehensive	47.0	48.4	49.8	51.0	52.6	53.5	54.6	56.6	53.9	55.1
Grammar	90.6	92.1	93.8	92.5	92.5	94.5	94.5	95.7	95.9	96.6
Sec Mod	50.8	51.7	53.9	51.6	55.3	53.4	53.6	58.4	56.7	57.4
Independent	79.5	78.4	83.4	81.9	81.6	83.6	82.4	85.7	83.2	83.2
Sixth Form	62.8	51.8	50.0	61.2	59.0	60.6	63.6	69.9	80.2	69.2
FE/Tertiary	47.3	50.8	63.5	48.5	47.4	49.2	38.0	56.7	30.9	25.5
Academy	.	.	.	.	.	.	43.1	44.9	59.1	55.8
Other	39.0	44.2	36.3	36.9	33.6	37.5	36.6	42.6	36.2	29.0

*Cumulative Numbers*

School type	2003	2004	2005	2006	2007	2008	2009	2010	2011	2012
Comprehensive	15643	17121	17491	18928	20070	19433	16893	16799	12947	11002
Grammar	1328	1455	1574	1556	1616	1715	1747	1692	1666	1714
Sec Mod	2529	2770	2789	2457	2792	2564	2559	2400	2074	1782
Independent	1662	1647	1798	1817	1854	1883	1743	1829	1640	1660
Sixth Form	27	29	48	52	49	40	35	72	73	45
FE/Tertiary	53	32	54	47	36	32	30	38	25	14
Academy	.	.	.	.	.	.	273	319	3615	5241
Other	171	247	189	179	158	217	112	159	171	97

Cumulative % at Grade C by school type



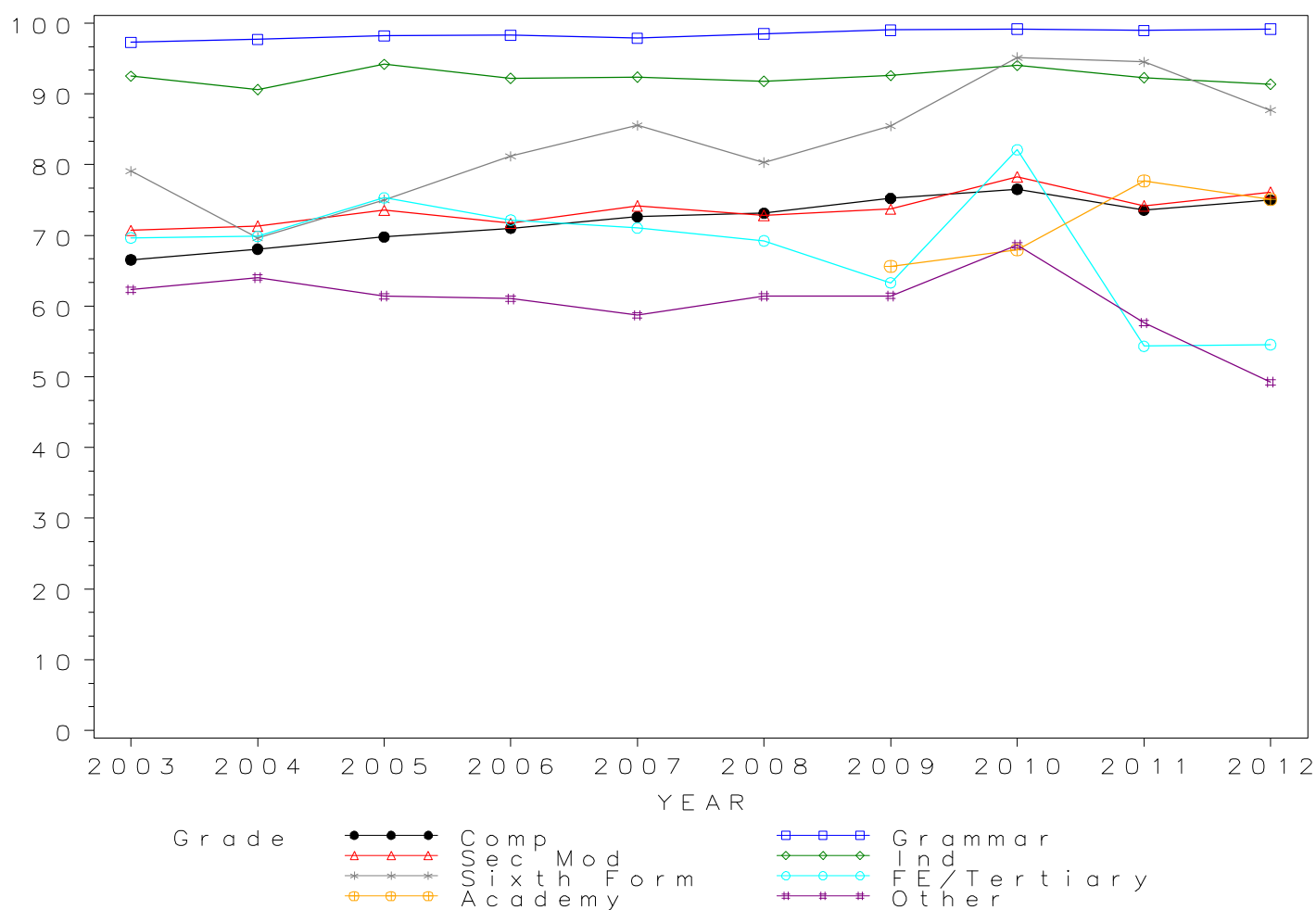
## GCSE HOME ECONOMICS Grade D by school type 2003- 2012 Cumulative Percentages

School type	2003	2004	2005	2006	2007	2008	2009	2010	2011	2012
Comprehensive	66.5	68.1	69.8	71.0	72.6	73.1	75.2	76.5	73.6	75.0
Grammar	97.3	97.7	98.2	98.3	97.9	98.5	99.0	99.2	99.0	99.2
Sec Mod	70.7	71.3	73.5	71.7	74.2	72.8	73.7	78.3	74.2	76.1
Independent	92.5	90.6	94.2	92.2	92.4	91.8	92.6	94.0	92.3	91.4
Sixth Form	79.1	69.6	75.0	81.2	85.5	80.3	85.5	95.1	94.5	87.7
FE/Tertiary	69.6	69.8	75.3	72.2	71.1	69.2	63.3	82.1	54.3	54.5
Academy	.	.	.	.	.	.	65.6	67.9	77.7	75.1
Other	62.3	64.0	61.4	61.0	58.7	61.4	61.4	68.6	57.6	49.3

### Cumulative Numbers

School type	2003	2004	2005	2006	2007	2008	2009	2010	2011	2012
Comprehensive	22169	24089	24496	26359	27728	26569	23268	22724	17662	14981
Grammar	1425	1544	1648	1654	1710	1787	1830	1753	1720	1760
Sec Mod	3520	3824	3809	3412	3743	3496	3517	3220	2716	2363
Independent	1933	1904	2031	2046	2099	2067	1958	2006	1819	1823
Sixth Form	34	39	72	69	71	53	47	98	86	57
FE/Tertiary	78	44	64	70	54	45	50	55	44	30
Academy	.	.	.	.	.	.	416	483	4752	7054
Other	273	358	320	296	276	355	188	256	272	165

Cumulative % at Grade D by school type

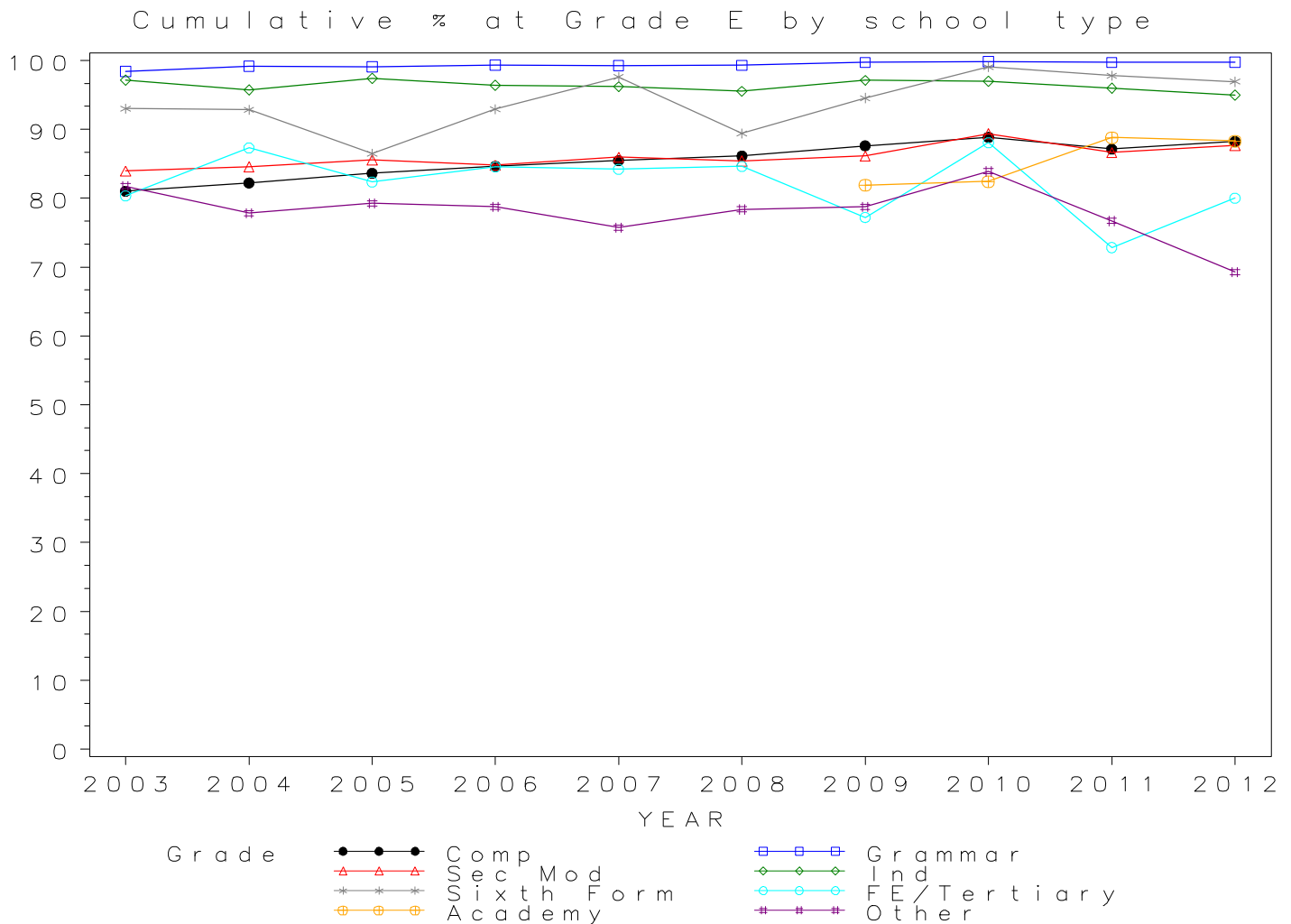


*GCSE HOME ECONOMICS Grade E by school type 2003- 2012  
Cumulative Percentages*

School type	2003	2004	2005	2006	2007	2008	2009	2010	2011	2012
Comprehensive	81.0	82.2	83.6	84.6	85.5	86.1	87.6	88.8	87.1	88.2
Grammar	98.4	99.2	99.1	99.3	99.3	99.3	99.7	99.8	99.7	99.8
Sec Mod	84.0	84.6	85.6	84.8	86.0	85.4	86.1	89.4	86.6	87.7
Independent	97.2	95.7	97.4	96.4	96.2	95.5	97.1	97.0	96.0	95.0
Sixth Form	93.0	92.9	86.5	92.9	97.6	89.4	94.5	99.0	97.8	96.9
FE/Tertiary	80.4	87.3	82.4	84.5	84.2	84.6	77.2	88.1	72.8	80.0
Academy	.	.	.	.	.	.	81.9	82.4	88.8	88.3
Other	81.7	77.8	79.3	78.8	75.7	78.4	78.8	83.9	76.7	69.3

*Cumulative Numbers*

School type	2003	2004	2005	2006	2007	2008	2009	2010	2011	2012
Comprehensive	26988	29099	29357	31419	32634	31282	27098	26382	20917	17632
Grammar	1442	1567	1663	1672	1734	1801	1843	1765	1733	1771
Sec Mod	4180	4535	4433	4035	4338	4101	4110	3675	3171	2722
Independent	2031	2011	2100	2139	2186	2151	2054	2070	1892	1895
Sixth Form	40	52	83	79	81	59	52	102	89	63
FE/Tertiary	90	55	70	82	64	55	61	59	59	44
Academy	.	.	.	.	.	.	519	586	5431	8294
Other	358	435	413	382	356	453	241	313	362	232

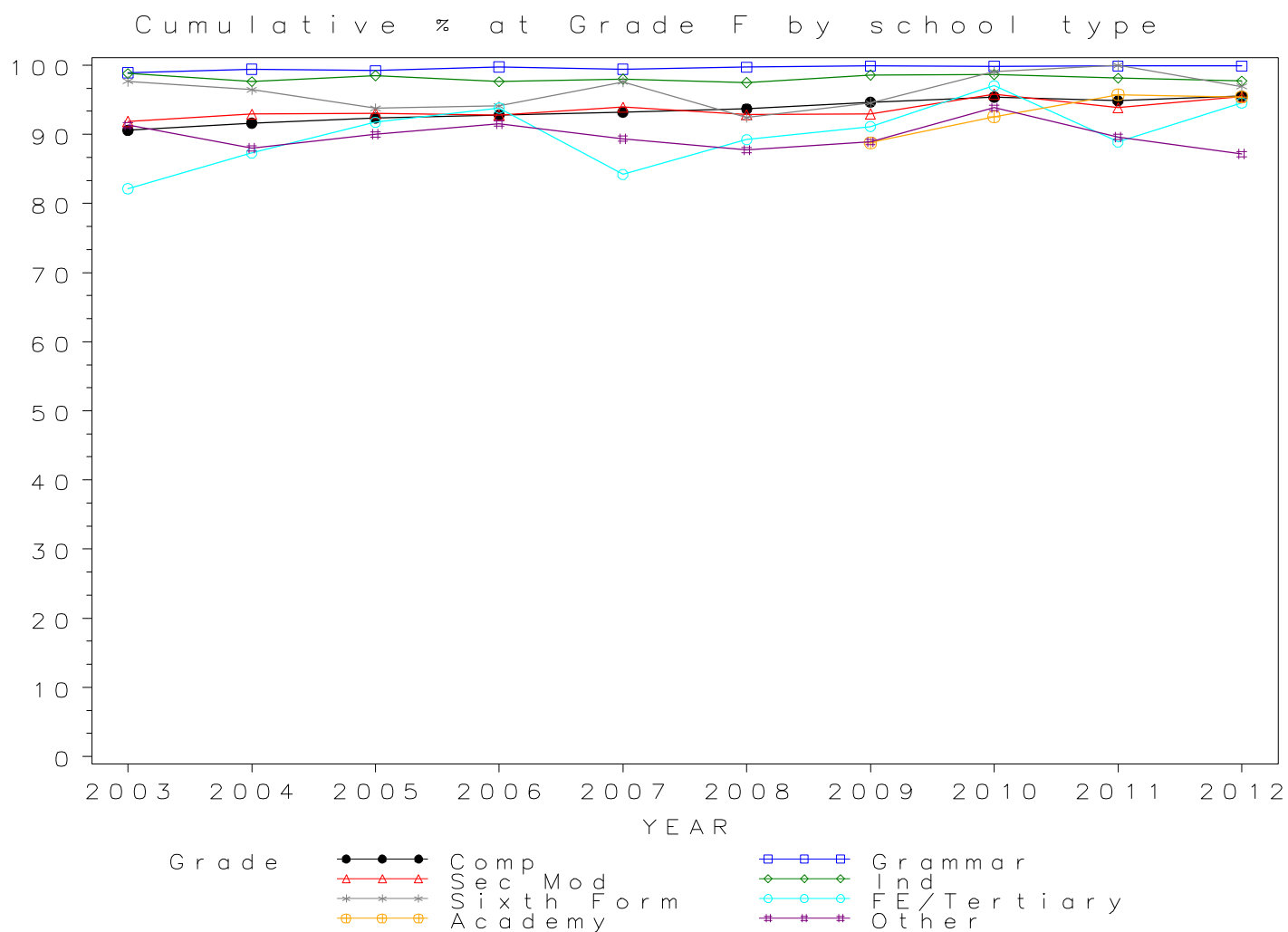


*GCSE HOME ECONOMICS Grade F by school type 2003- 2012  
Cumulative Percentages*

School type	2003	2004	2005	2006	2007	2008	2009	2010	2011	2012
Comprehensive	90.6	91.6	92.4	92.8	93.2	93.7	94.7	95.4	94.8	95.5
Grammar	98.9	99.4	99.2	99.8	99.4	99.7	99.9	99.8	99.9	99.9
Sec Mod	91.9	92.9	93.1	92.8	93.9	92.9	93.0	95.8	93.8	95.4
Independent	98.8	97.6	98.5	97.6	98.0	97.5	98.6	98.7	98.1	97.7
Sixth Form	97.7	96.4	93.8	94.1	97.6	92.4	94.5	99.0	100.0	96.9
FE/Tertiary	82.1	87.3	91.8	93.8	84.2	89.2	91.1	97.0	88.9	94.5
Academy	.	.	.	.	.	.	88.8	92.5	95.7	95.4
Other	91.3	88.0	90.0	91.5	89.4	87.7	88.9	93.8	89.6	87.2

*Cumulative Numbers*

School type	2003	2004	2005	2006	2007	2008	2009	2010	2011	2012
Comprehensive	30178	32433	32433	34453	35597	34039	29278	28328	22765	19086
Grammar	1449	1571	1665	1679	1737	1809	1846	1765	1736	1773
Sec Mod	4574	4981	4820	4417	4740	4458	4436	3940	3435	2962
Independent	2065	2051	2124	2166	2227	2196	2085	2106	1934	1949
Sixth Form	42	54	90	80	81	61	52	102	91	63
FE/Tertiary	92	55	78	91	64	58	72	65	72	52
Academy	.	.	.	.	.	.	563	658	5853	8961
Other	400	492	469	444	420	507	272	350	423	292

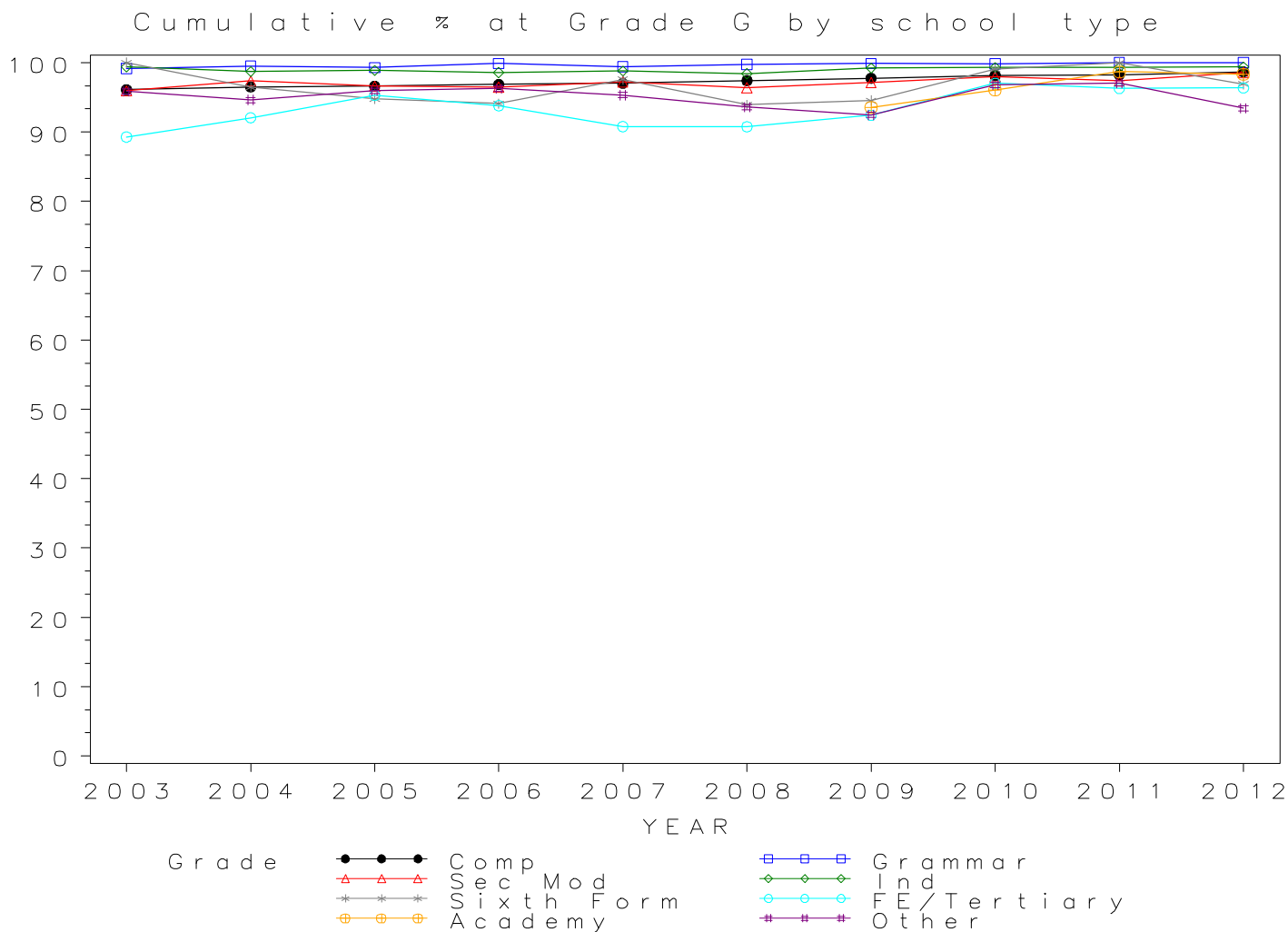


*GCSE HOME ECONOMICS Grade G by school type 2003- 2012  
Cumulative Percentages*

School type	2003	2004	2005	2006	2007	2008	2009	2010	2011	2012
Comprehensive	96.1	96.5	96.6	96.9	97.0	97.4	97.8	98.2	98.3	98.7
Grammar	99.2	99.5	99.3	99.9	99.4	99.8	99.9	99.8	100.0	100.0
Sec Mod	96.0	97.4	96.6	96.5	97.2	96.4	97.2	98.0	97.4	98.6
Independent	99.4	98.7	98.9	98.6	98.8	98.4	99.2	99.3	99.3	99.4
Sixth Form	100.0	96.4	94.8	94.1	97.6	93.9	94.5	99.0	100.0	96.9
FE/Tertiary	89.3	92.1	95.3	93.8	90.8	90.8	92.4	97.0	96.3	96.4
Academy	.	.	.	.	.	.	93.5	96.1	98.7	98.3
Other	95.9	94.6	96.0	96.3	95.3	93.6	92.5	96.8	97.0	93.4

*Cumulative Numbers*

School type	2003	2004	2005	2006	2007	2008	2009	2010	2011	2012
Comprehensive	32016	34158	33917	35961	37057	35394	30238	29150	23586	19721
Grammar	1453	1572	1666	1681	1737	1810	1846	1765	1738	1775
Sec Mod	4777	5220	5004	4592	4907	4629	4636	4030	3565	3060
Independent	2077	2074	2132	2188	2245	2216	2098	2119	1957	1983
Sixth Form	43	54	91	80	81	62	52	102	91	63
FE/Tertiary	100	58	81	91	69	59	73	65	78	53
Academy	.	.	.	.	.	.	593	683	6036	9233
Other	420	529	500	467	448	541	283	361	458	313

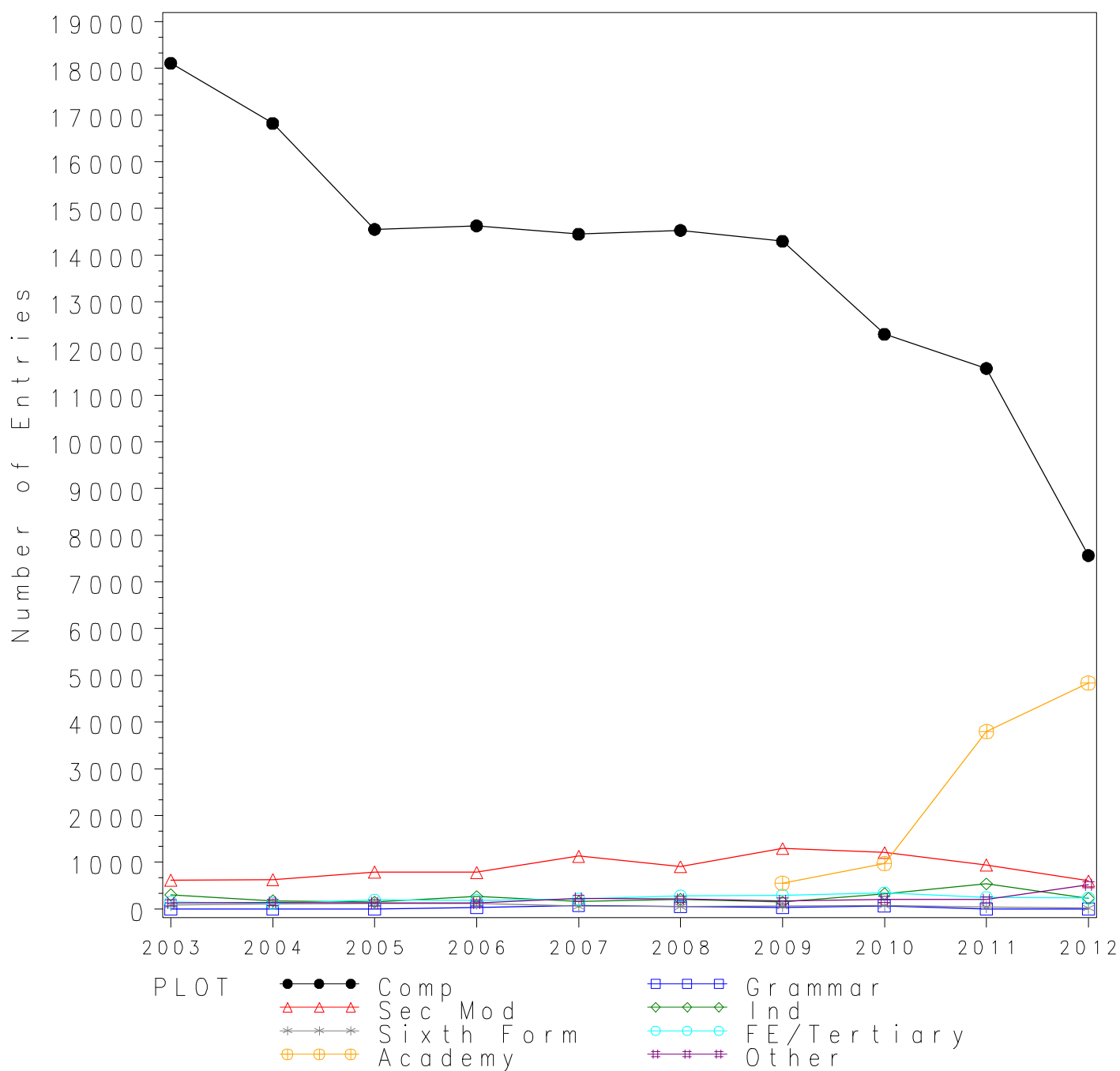




*Numbers of GCSE entries in HUMANITIES by school type 2003-2012*

School type	2003	2004	2005	2006	2007	2008	2009	2010	2011	2012
Comprehensive	18110	16822	14553	14626	14448	14530	14297	12305	11573	7566
Grammar	0	0	0	29	76	47	27	63	0	0
Sec Mod	612	626	785	781	1128	903	1291	1204	942	599
Independent	301	174	144	265	154	202	145	322	535	223
Sixth Form	81	101	118	113	56	47	58	72	44	20
FE/Tertiary	147	119	186	183	209	277	289	339	243	229
Academy	.	.	.	.	.	.	550	971	3797	4836
Other	125	139	125	128	222	208	168	202	196	517

GCSE HUMANITIES Entries by school type 2003–2012



## GCSE HUMANITIES Grade A\* by school type 2003-2012

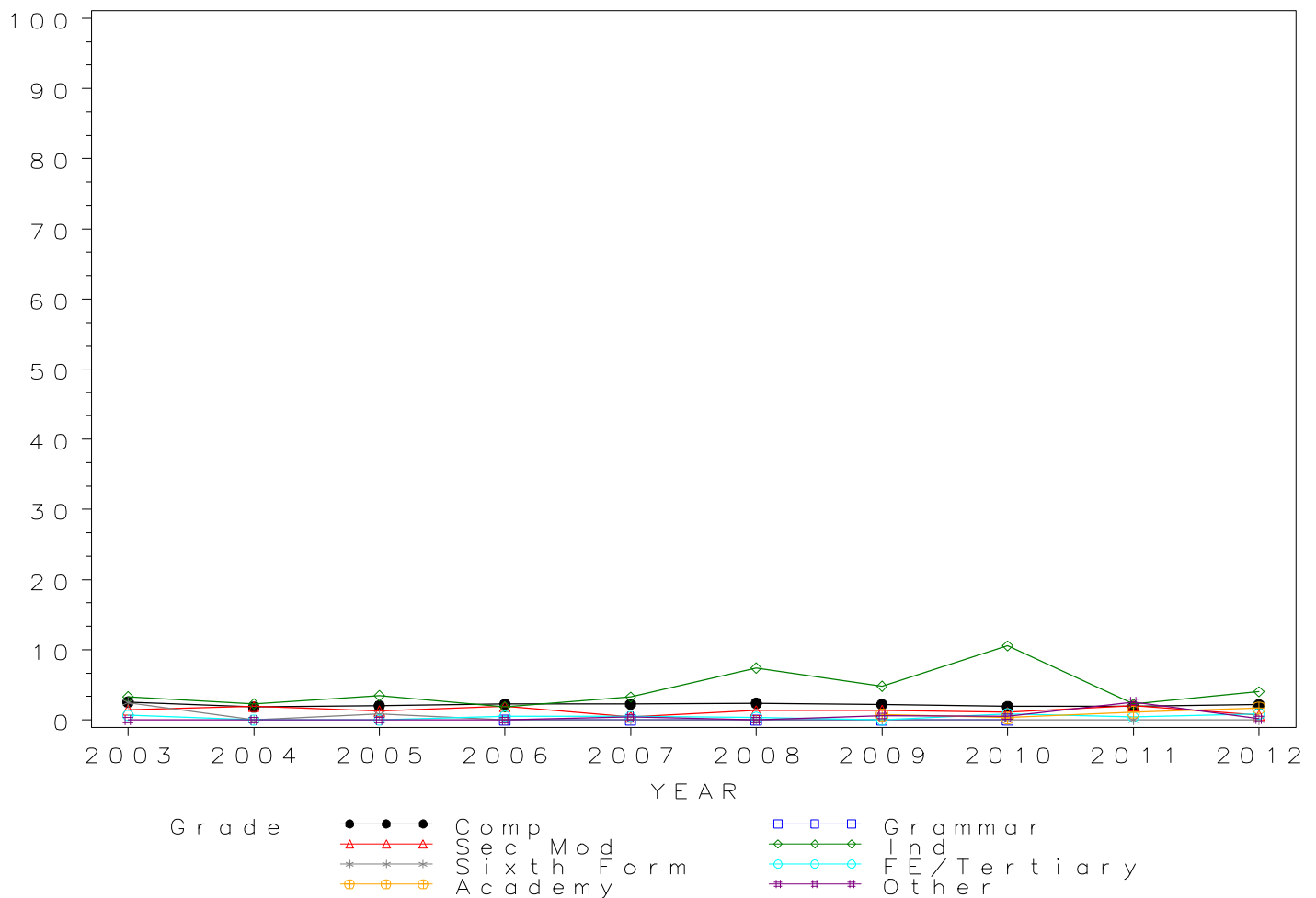
### Cumulative Percentages

School type	2003	2004	2005	2006	2007	2008	2009	2010	2011	2012
Comprehensive	2.5	1.8	2.0	2.2	2.2	2.4	2.2	1.9	1.9	2.2
Grammar	.	.	.	0.0	0.0	0.0	0.0	0.0	.	.
Sec Mod	1.5	1.9	1.3	1.9	0.4	1.3	1.4	1.1	2.0	0.7
Independent	3.3	2.3	3.5	1.9	3.2	7.4	4.8	10.6	2.2	4.0
Sixth Form	2.5	0.0	0.8	0.0	0.0	0.0	0.0	0.0	0.0	0.0
FE/Tertiary	0.7	0.0	0.0	0.5	0.5	0.4	0.0	0.9	0.4	0.9
Academy	.	.	.	.	.	.	0.7	0.3	1.1	1.7
Other	0.0	0.0	0.0	0.0	0.5	0.0	0.6	0.5	2.6	0.2

### Cumulative Numbers

School type	2003	2004	2005	2006	2007	2008	2009	2010	2011	2012
Comprehensive	461	306	295	328	324	345	315	234	223	163
Grammar	0	0	0	0	0	0	0	0	0	0
Sec Mod	9	12	10	15	5	12	18	13	19	4
Independent	10	4	5	5	5	15	7	34	12	9
Sixth Form	2	0	1	0	0	0	0	0	0	0
FE/Tertiary	1	0	0	1	1	1	0	3	1	2
Academy	.	.	.	.	.	.	4	3	42	82
Other	0	0	0	0	1	0	1	1	5	1

Cumulative % at Grade A\* by school type



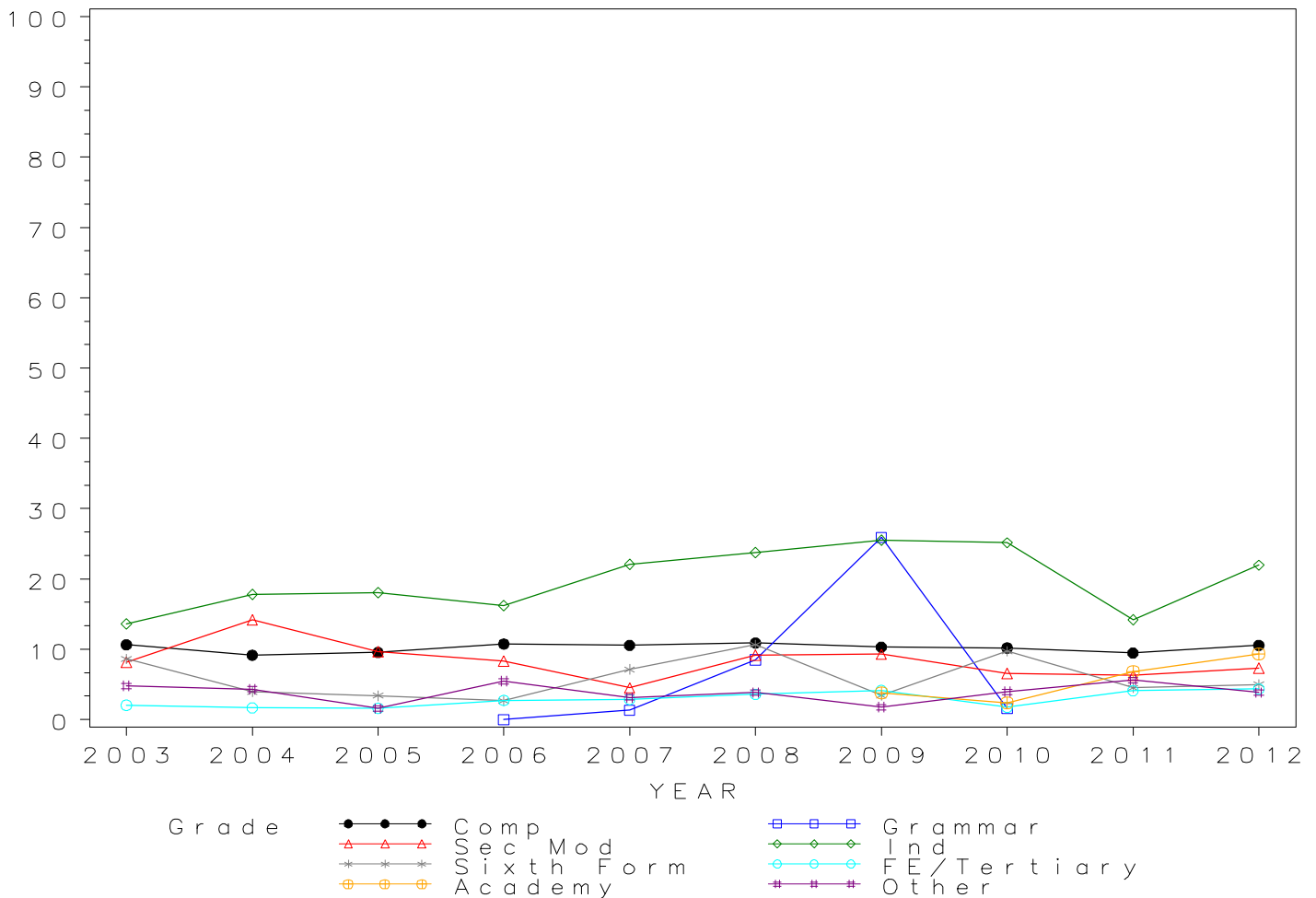
*GCSE HUMANITIES Grade A by school type 2003- 2012  
Cumulative Percentages*

School type	2003	2004	2005	2006	2007	2008	2009	2010	2011	2012
Comprehensive	10.6	9.2	9.5	10.8	10.6	10.9	10.3	10.2	9.5	10.6
Grammar	.	.	.	0.0	1.3	8.5	25.9	1.6	.	.
Sec Mod	8.2	14.2	9.7	8.3	4.5	9.2	9.3	6.6	6.3	7.3
Independent	13.6	17.8	18.1	16.2	22.1	23.8	25.5	25.2	14.2	22.0
Sixth Form	8.6	4.0	3.4	2.7	7.1	10.6	3.4	9.7	4.5	5.0
FE/Tertiary	2.0	1.7	1.6	2.7	2.9	3.6	4.2	1.8	4.1	4.4
Academy	.	.	.	.	.	.	3.8	2.4	6.8	9.3
Other	4.8	4.3	1.6	5.5	3.2	3.8	1.8	4.0	5.6	3.9

*Cumulative Numbers*

School type	2003	2004	2005	2006	2007	2008	2009	2010	2011	2012
Comprehensive	1927	1541	1388	1573	1525	1584	1472	1253	1097	800
Grammar	0	0	0	0	1	4	7	1	0	0
Sec Mod	50	89	76	65	51	83	120	79	59	44
Independent	41	31	26	43	34	48	37	81	76	49
Sixth Form	7	4	4	3	4	5	2	7	2	1
FE/Tertiary	3	2	3	5	6	10	12	6	10	10
Academy	.	.	.	.	.	.	21	23	258	450
Other	6	6	2	7	7	8	3	8	11	20

Cumulative % at Grade A by school type



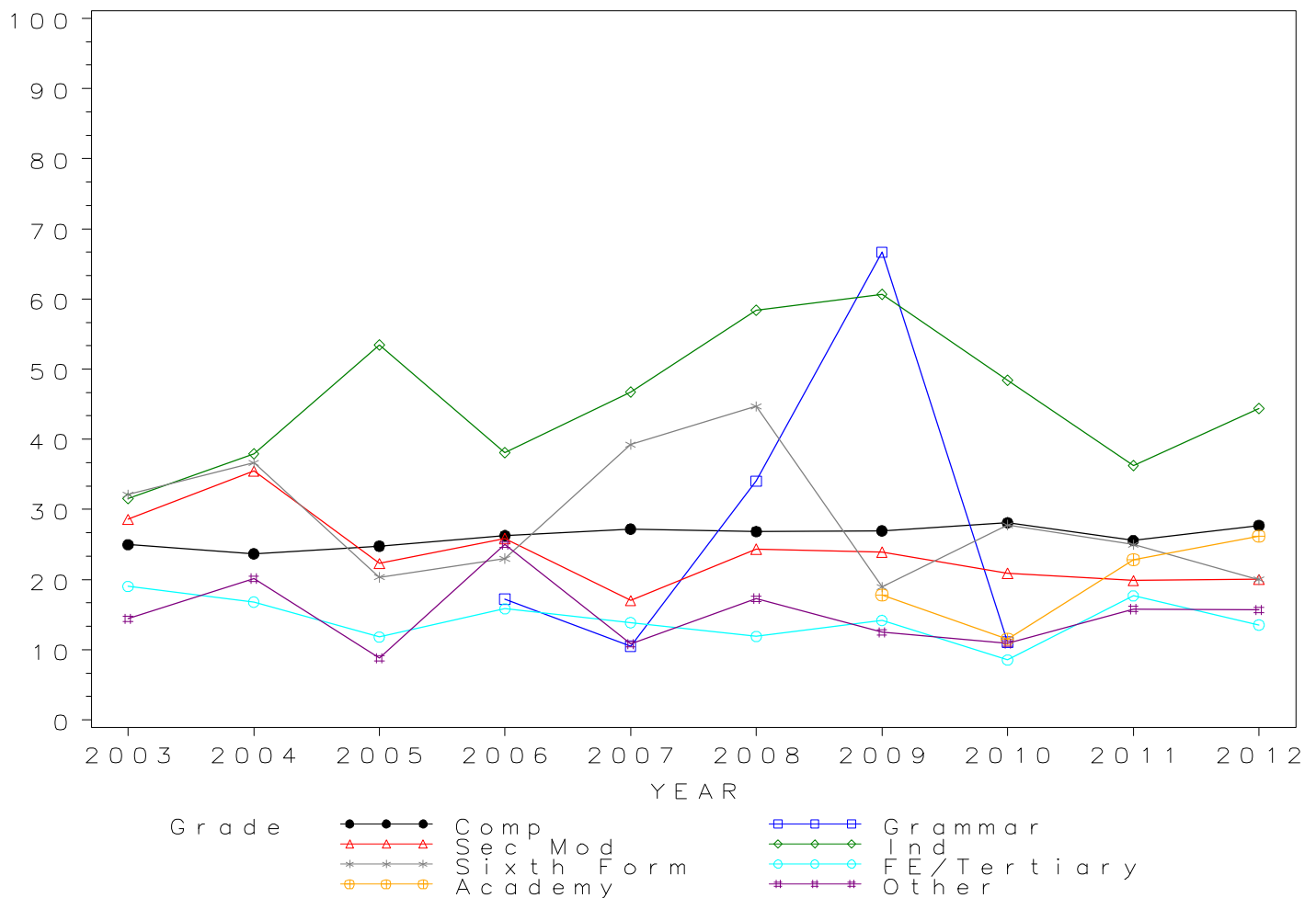
## GCSE HUMANITIES Grade B by school type 2003- 2012 Cumulative Percentages

School type	2003	2004	2005	2006	2007	2008	2009	2010	2011	2012
Comprehensive	25.0	23.7	24.8	26.3	27.2	26.9	26.9	28.1	25.6	27.7
Grammar	.	.	.	17.2	10.5	34.0	66.7	11.1	.	.
Sec Mod	28.6	35.5	22.3	25.9	17.0	24.4	23.9	20.9	19.9	20.0
Independent	31.6	37.9	53.5	38.1	46.8	58.4	60.7	48.4	36.3	44.4
Sixth Form	32.1	36.6	20.3	23.0	39.3	44.7	19.0	27.8	25.0	20.0
FE/Tertiary	19.0	16.8	11.8	15.8	13.9	11.9	14.2	8.6	17.7	13.5
Academy	.	.	.	.	.	.	17.8	11.5	22.8	26.2
Other	14.4	20.1	8.8	25.0	10.8	17.3	12.5	10.9	15.8	15.7

### Cumulative Numbers

School type	2003	2004	2005	2006	2007	2008	2009	2010	2011	2012
Comprehensive	4522	3984	3607	3843	3930	3902	3853	3459	2959	2098
Grammar	0	0	0	5	8	16	18	7	0	0
Sec Mod	175	222	175	202	192	220	309	252	187	120
Independent	95	66	77	101	72	118	88	156	194	99
Sixth Form	26	37	24	26	22	21	11	20	11	4
FE/Tertiary	28	20	22	29	29	33	41	29	43	31
Academy	.	.	.	.	.	.	98	112	866	1267
Other	18	28	11	32	24	36	21	22	31	81

Cumulative % at Grade B by school type



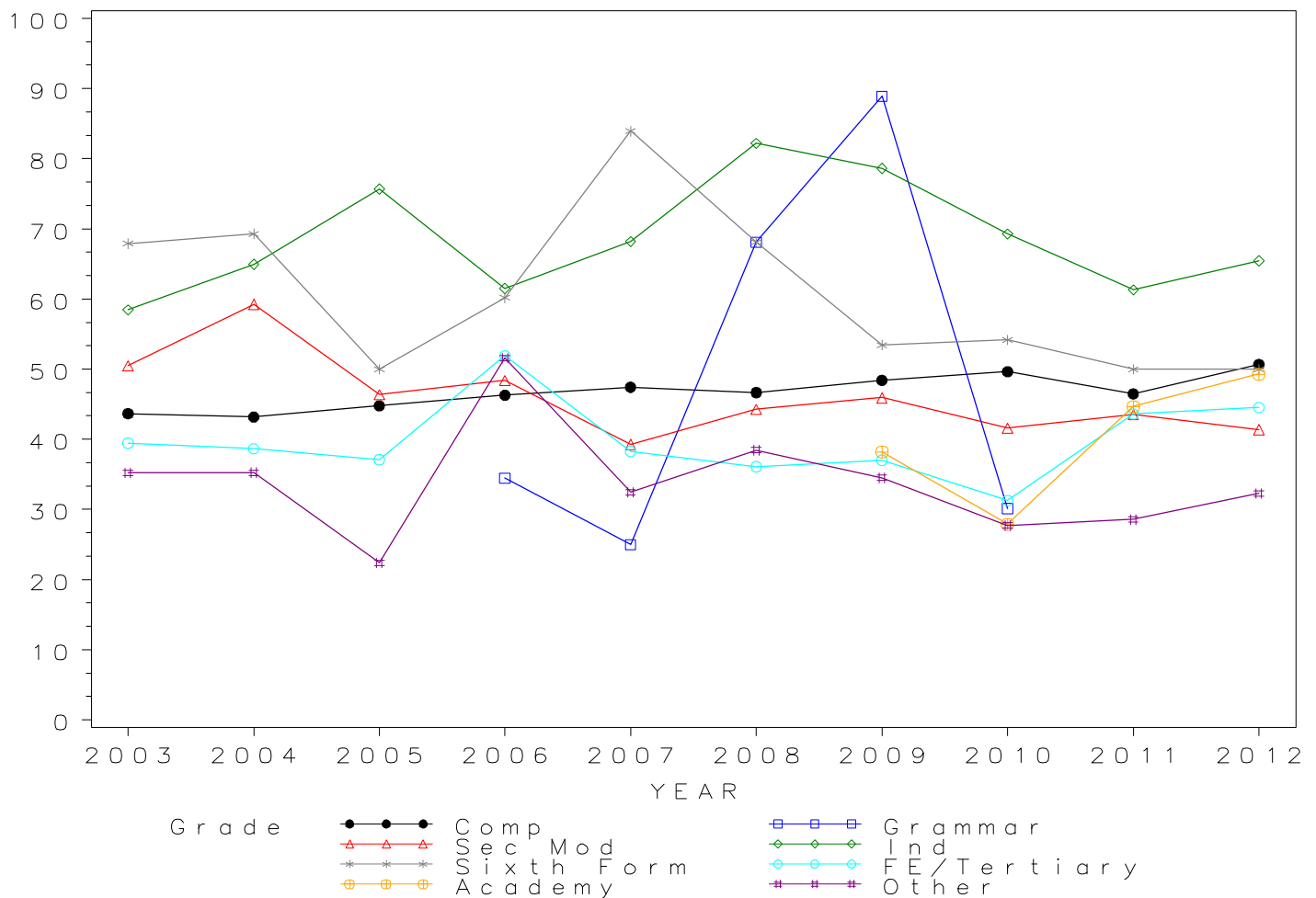
## GCSE HUMANITIES Grade C by school type 2003- 2012 Cumulative Percentages

School type	2003	2004	2005	2006	2007	2008	2009	2010	2011	2012
Comprehensive	43.7	43.2	44.8	46.3	47.4	46.7	48.4	49.6	46.5	50.7
Grammar	.	.	.	34.5	25.0	68.1	88.9	30.2	.	.
Sec Mod	50.5	59.3	46.4	48.4	39.3	44.3	45.9	41.6	43.5	41.4
Independent	58.5	64.9	75.7	61.5	68.2	82.2	78.6	69.3	61.3	65.5
Sixth Form	67.9	69.3	50.0	60.2	83.9	68.1	53.4	54.2	50.0	50.0
FE/Tertiary	39.5	38.7	37.1	51.9	38.3	36.1	37.0	31.3	43.6	44.5
Academy	.	.	.	.	.	.	38.2	27.9	44.7	49.3
Other	35.2	35.3	22.4	51.6	32.4	38.5	34.5	27.7	28.6	32.3

### Cumulative Numbers

School type	2003	2004	2005	2006	2007	2008	2009	2010	2011	2012
Comprehensive	7907	7262	6516	6770	6853	6782	6922	6108	5380	3834
Grammar	0	0	0	10	19	32	24	19	0	0
Sec Mod	309	371	364	378	443	400	593	501	410	248
Independent	176	113	109	163	105	166	114	223	328	146
Sixth Form	55	70	59	68	47	32	31	39	22	10
FE/Tertiary	58	46	69	95	80	100	107	106	106	102
Academy	.	.	.	.	.	.	210	271	1697	2384
Other	44	49	28	66	72	80	58	56	56	167

Cumulative % at Grade C by school type



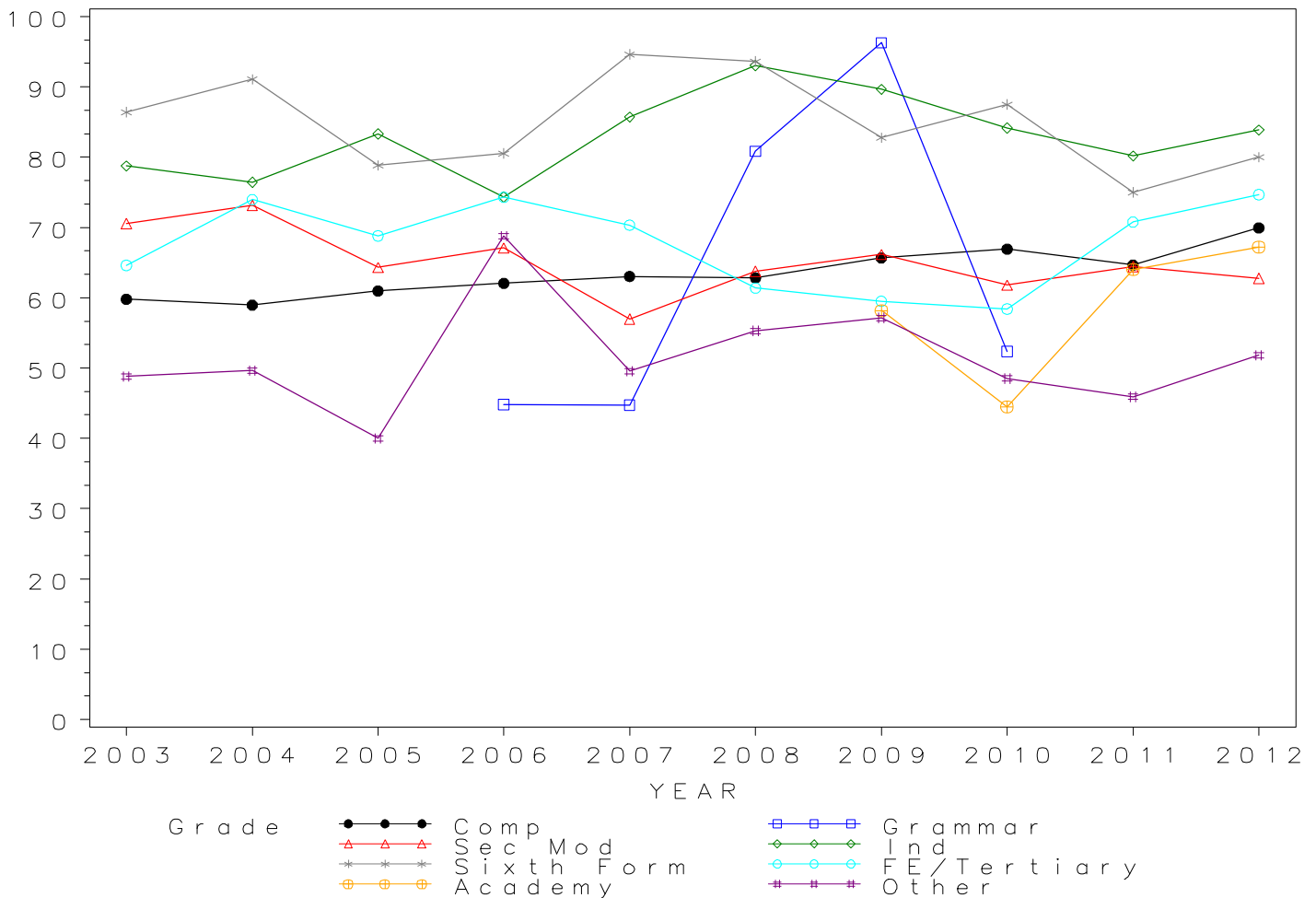
## GCSE HUMANITIES Grade D by school type 2003- 2012 Cumulative Percentages

School type	2003	2004	2005	2006	2007	2008	2009	2010	2011	2012
Comprehensive	59.8	59.0	61.0	62.0	63.0	62.8	65.7	66.9	64.7	69.9
Grammar	.	.	.	44.8	44.7	80.9	96.3	52.4	.	.
Sec Mod	70.6	73.2	64.3	67.1	57.0	63.8	66.2	61.8	64.4	62.8
Independent	78.7	76.4	83.3	74.3	85.7	93.1	89.7	84.2	80.2	83.9
Sixth Form	86.4	91.1	78.8	80.5	94.6	93.6	82.8	87.5	75.0	80.0
FE/Tertiary	64.6	73.9	68.8	74.3	70.3	61.4	59.5	58.4	70.8	74.7
Academy	.	.	.	.	.	.	58.2	44.5	64.0	67.2
Other	48.8	49.6	40.0	68.8	49.5	55.3	57.1	48.5	45.9	51.8

### Cumulative Numbers

School type	2003	2004	2005	2006	2007	2008	2009	2010	2011	2012
Comprehensive	10826	9919	8872	9075	9108	9131	9387	8236	7482	5292
Grammar	0	0	0	13	34	38	26	33	0	0
Sec Mod	432	458	505	524	643	576	854	744	607	376
Independent	237	133	120	197	132	188	130	271	429	187
Sixth Form	70	92	93	91	53	44	48	63	33	16
FE/Tertiary	95	88	128	136	147	170	172	198	172	171
Academy	.	.	.	.	.	.	320	432	2430	3250
Other	61	69	50	88	110	115	96	98	90	268

Cumulative % at Grade D by school type



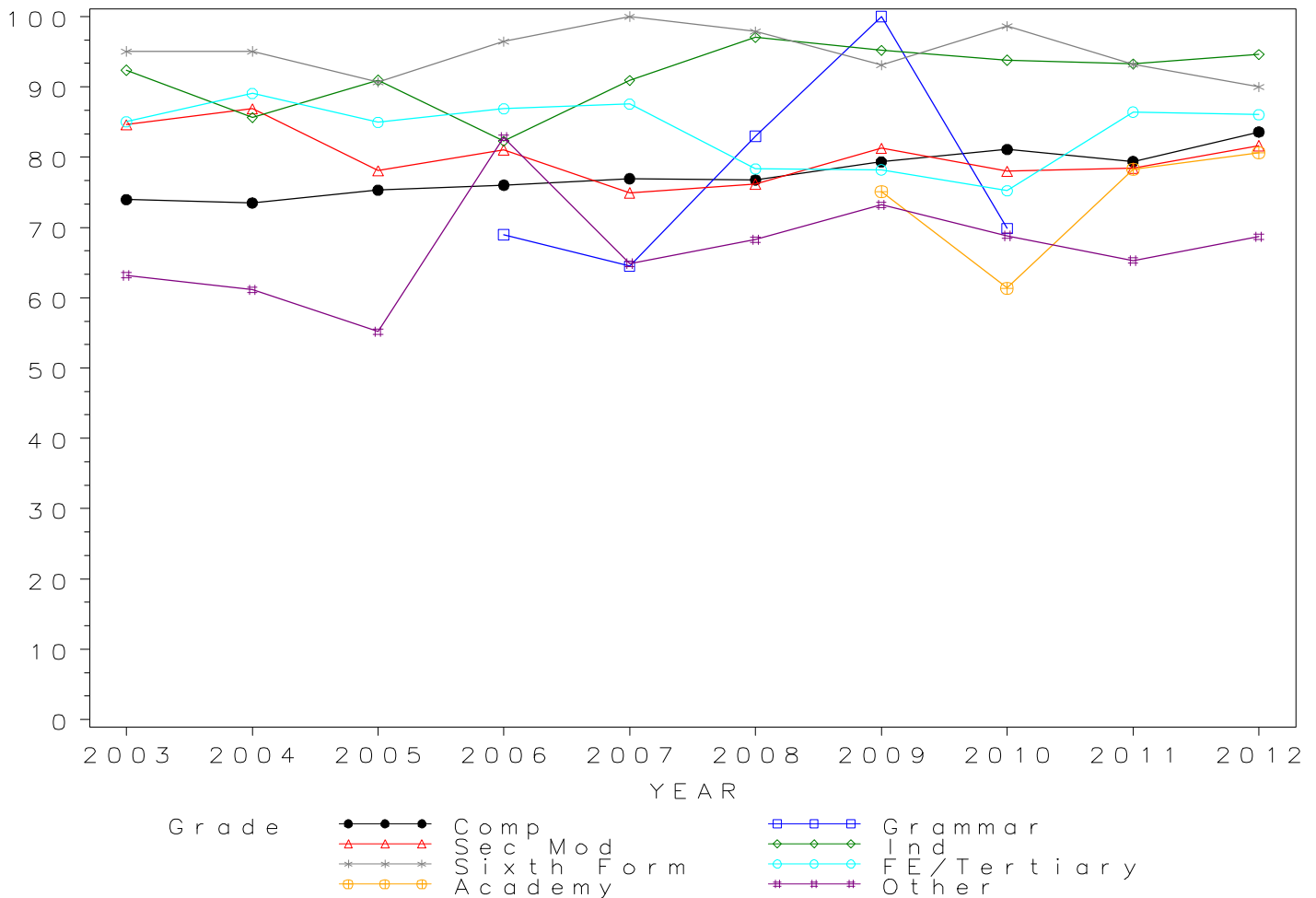
*GCSE HUMANITIES Grade E by school type 2003- 2012  
Cumulative Percentages*

School type	2003	2004	2005	2006	2007	2008	2009	2010	2011	2012
Comprehensive	74.0	73.5	75.3	76.0	76.9	76.8	79.4	81.1	79.4	83.6
Grammar	.	.	.	69.0	64.5	83.0	100.0	69.8	.	.
Sec Mod	84.6	86.9	78.1	81.0	74.9	76.2	81.3	78.0	78.5	81.6
Independent	92.4	85.6	91.0	82.3	90.9	97.0	95.2	93.8	93.3	94.6
Sixth Form	95.1	95.0	90.7	96.5	100.0	97.9	93.1	98.6	93.2	90.0
FE/Tertiary	85.0	89.1	84.9	86.9	87.6	78.3	78.2	75.2	86.4	86.0
Academy	.	.	.	.	.	.	75.1	61.4	78.3	80.6
Other	63.2	61.2	55.2	82.8	64.9	68.3	73.2	68.8	65.3	68.7

*Cumulative Numbers*

School type	2003	2004	2005	2006	2007	2008	2009	2010	2011	2012
Comprehensive	13395	12363	10959	11118	11117	11154	11345	9979	9187	6324
Grammar	0	0	0	20	49	39	27	44	0	0
Sec Mod	518	544	613	633	845	688	1049	939	739	489
Independent	278	149	131	218	140	196	138	302	499	211
Sixth Form	77	96	107	109	56	46	54	71	41	18
FE/Tertiary	125	106	158	159	183	217	226	255	210	197
Academy	.	.	.	.	.	.	413	596	2973	3898
Other	79	85	69	106	144	142	123	139	128	355

Cumulative % at Grade E by school type



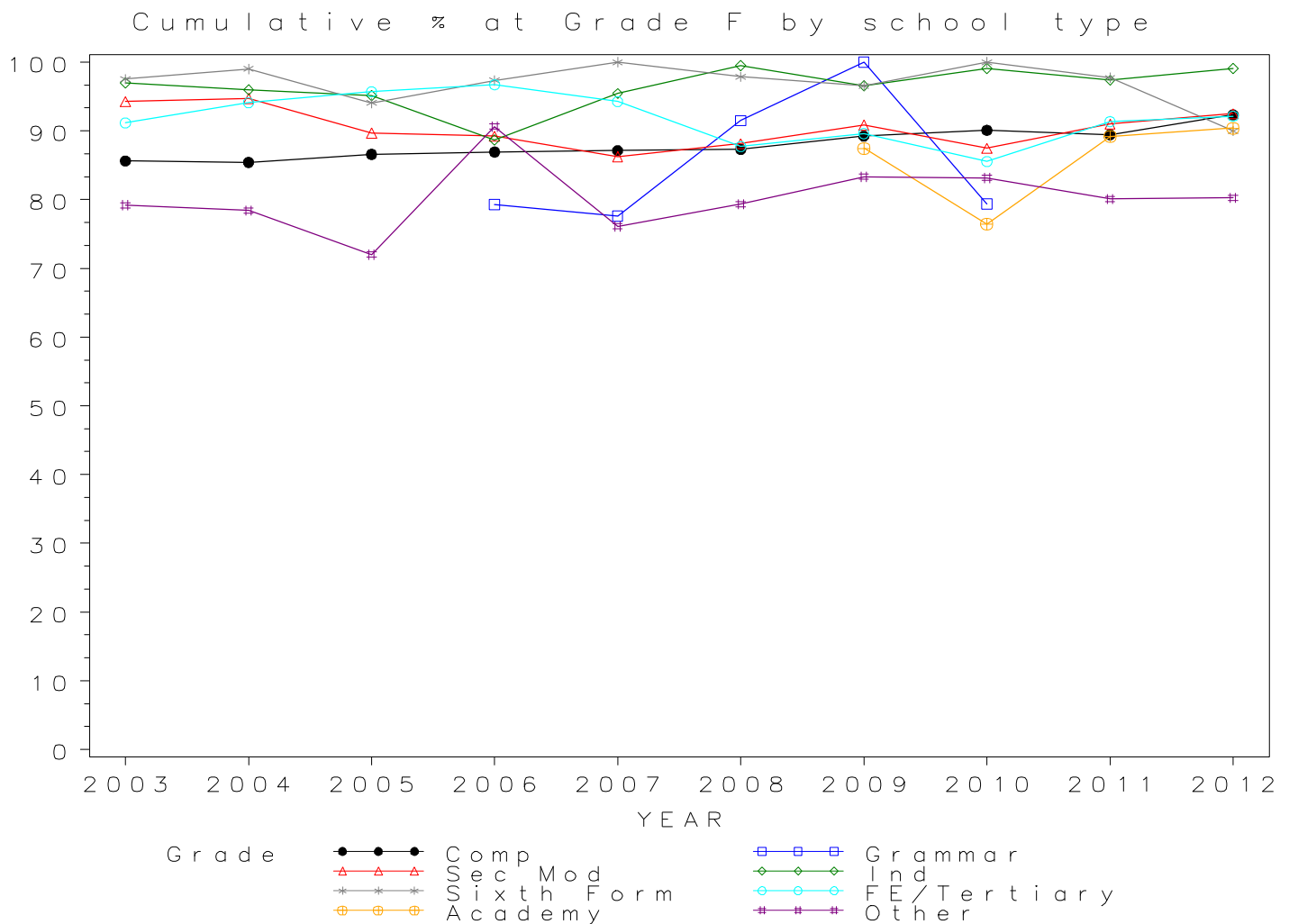
## GCSE HUMANITIES Grade F by school type 2003- 2012

### Cumulative Percentages

School type	2003	2004	2005	2006	2007	2008	2009	2010	2011	2012
Comprehensive	85.6	85.4	86.6	86.9	87.1	87.3	89.2	90.1	89.4	92.3
Grammar	.	.	.	79.3	77.6	91.5	100.0	79.4	.	.
Sec Mod	94.3	94.7	89.7	89.2	86.3	88.2	90.9	87.5	91.0	92.5
Independent	97.0	96.0	95.1	88.7	95.5	99.5	96.6	99.1	97.4	99.1
Sixth Form	97.5	99.0	94.1	97.3	100.0	97.9	96.6	100.0	97.7	90.0
FE/Tertiary	91.2	94.1	95.7	96.7	94.3	87.7	89.6	85.5	91.4	92.1
Academy	.	.	.	.	.	.	87.5	76.4	89.2	90.4
Other	79.2	78.4	72.0	90.6	76.1	79.3	83.3	83.2	80.1	80.3

### Cumulative Numbers

School type	2003	2004	2005	2006	2007	2008	2009	2010	2011	2012
Comprehensive	15510	14369	12601	12715	12589	12686	12755	11086	10351	6986
Grammar	0	0	0	23	59	43	27	50	0	0
Sec Mod	577	593	704	697	973	796	1173	1053	857	554
Independent	292	167	137	235	147	201	140	319	521	221
Sixth Form	79	100	111	110	56	46	56	72	43	18
FE/Tertiary	134	112	178	177	197	243	259	290	222	211
Academy	.	.	.	.	.	.	481	742	3387	4372
Other	99	109	90	116	169	165	140	168	157	415





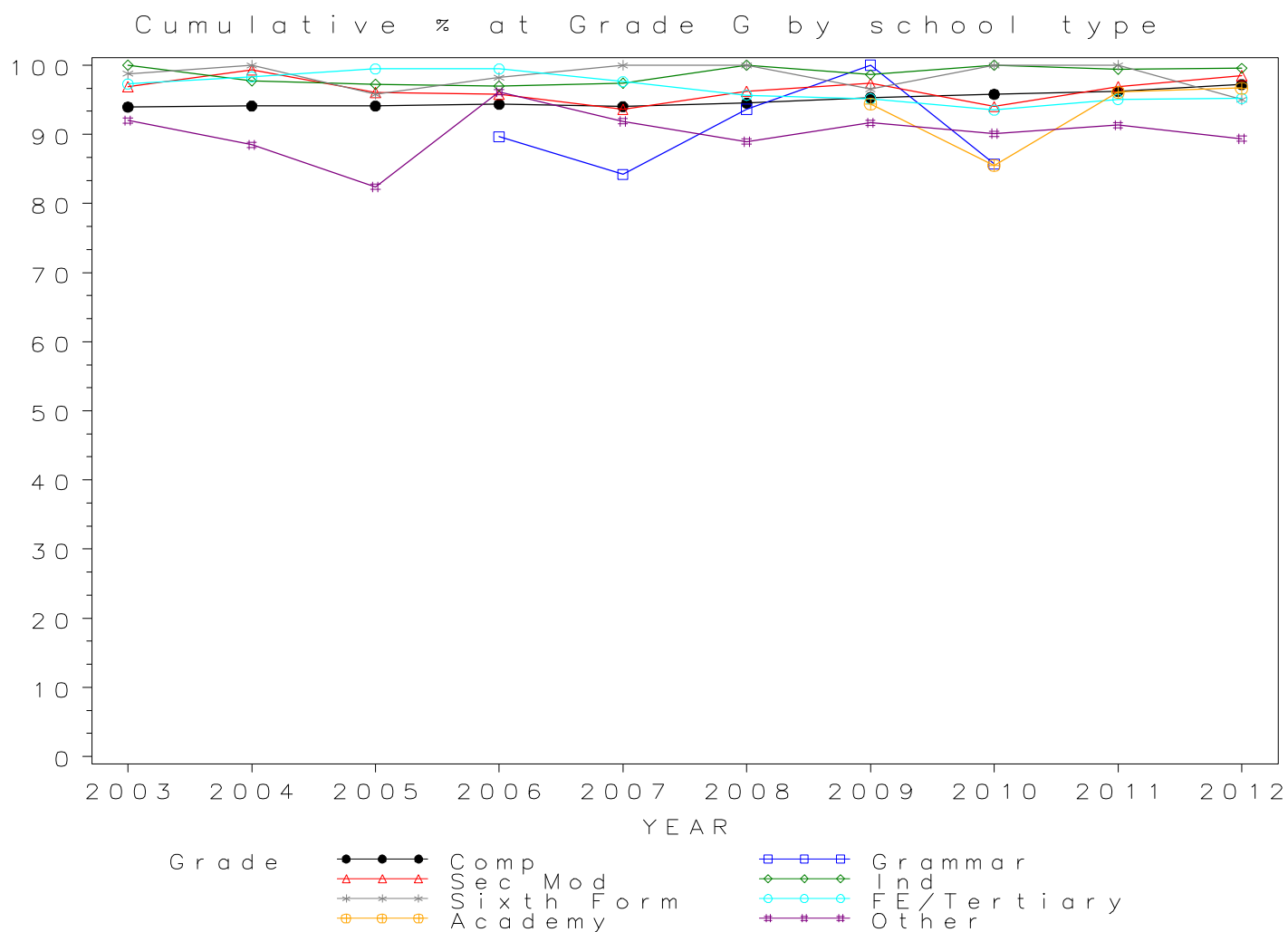
## GCSE HUMANITIES Grade G by school type 2003- 2012

### Cumulative Percentages

School type	2003	2004	2005	2006	2007	2008	2009	2010	2011	2012
Comprehensive	94.0	94.1	94.1	94.3	94.0	94.5	95.3	95.8	96.2	97.2
Grammar	.	.	.	89.7	84.2	93.6	100.0	85.7	.	.
Sec Mod	96.9	99.4	96.1	95.8	93.6	96.2	97.4	94.0	96.9	98.5
Independent	100.0	97.7	97.2	97.0	97.4	100.0	98.6	100.0	99.4	99.6
Sixth Form	98.8	100.0	95.8	98.2	100.0	100.0	96.6	100.0	100.0	95.0
FE/Tertiary	97.3	98.3	99.5	99.5	97.6	95.7	95.2	93.5	95.1	95.2
Academy	.	.	.	.	.	.	94.4	85.5	96.1	96.7
Other	92.0	88.5	82.4	96.1	91.9	88.9	91.7	90.1	91.3	89.4

### Cumulative Numbers

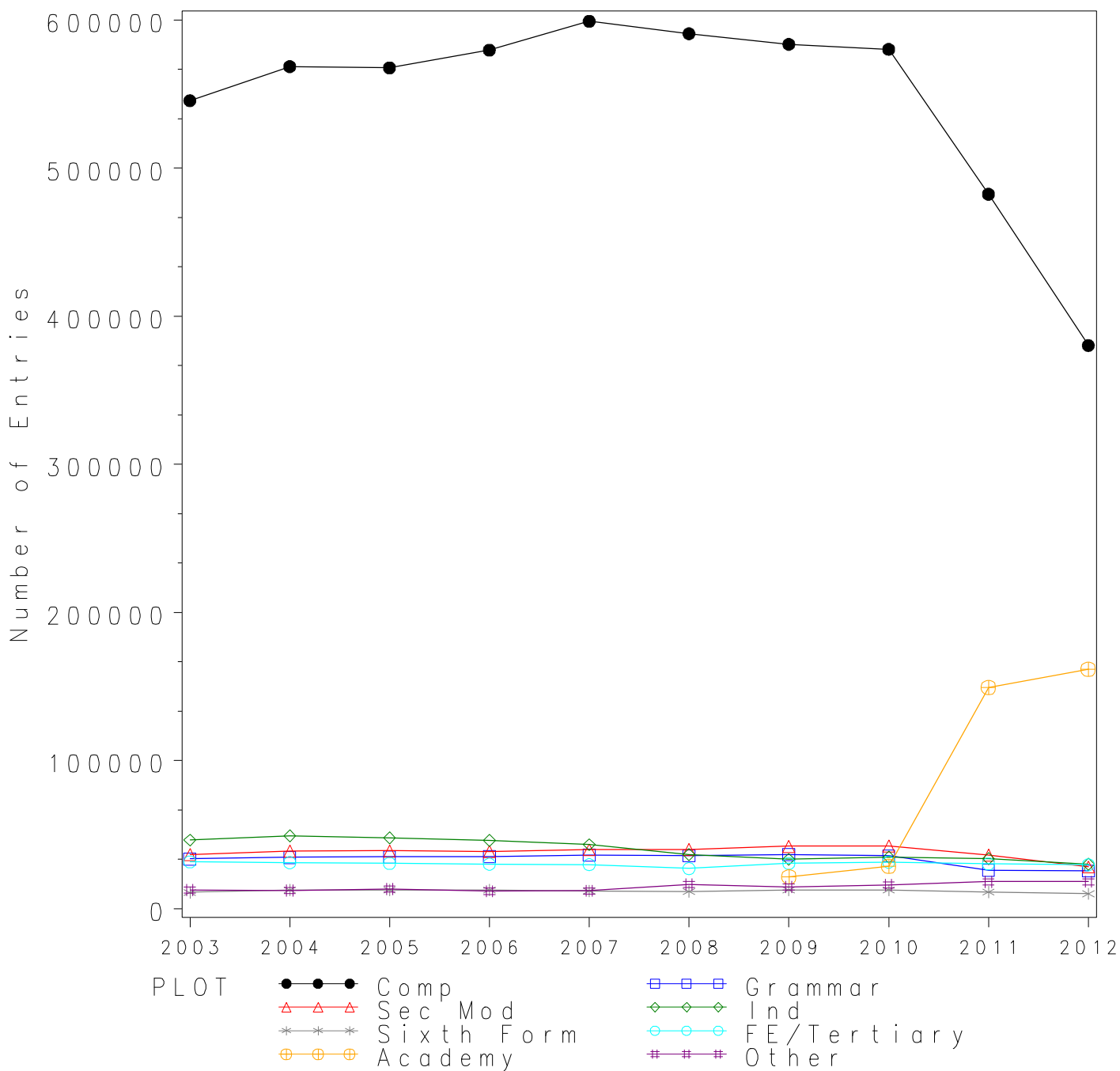
School type	2003	2004	2005	2006	2007	2008	2009	2010	2011	2012
Comprehensive	17015	15832	13695	13798	13585	13736	13626	11788	11136	7353
Grammar	0	0	0	26	64	44	27	54	0	0
Sec Mod	593	622	754	748	1056	869	1257	1132	913	590
Independent	301	170	140	257	150	202	143	322	532	222
Sixth Form	80	101	113	111	56	47	56	72	44	19
FE/Tertiary	143	117	185	182	204	265	275	317	231	218
Academy	.	.	.	.	.	.	519	830	3649	4676
Other	115	123	103	123	204	185	154	182	179	462



*Numbers of GCSE entries in MATHEMATICS by school type 2003- 2012*

School type	2003	2004	2005	2006	2007	2008	2009	2010	2011	2012
Comprehensive	545612	568589	567787	579726	599217	590901	583703	580315	482440	380298
Grammar	33571	34585	34930	35102	36150	35660	36545	35677	25891	25411
Sec Mod	36502	38954	39027	38497	39808	39830	42093	42388	36183	28198
Independent	46295	49169	47898	46172	43161	36521	33264	34759	33764	29972
Sixth Form	10996	12557	12653	12603	11887	11618	12451	12457	11206	10035
FE/Tertiary	31594	31114	30585	30013	29757	27069	30531	31419	30239	29626
Academy	.	.	.	.	.	.	21369	28651	149346	161605
Other	12527	12136	13343	11745	12031	16310	14563	16023	18155	18195

GCSE MATHEMATICS Entries by school type 2003–2012



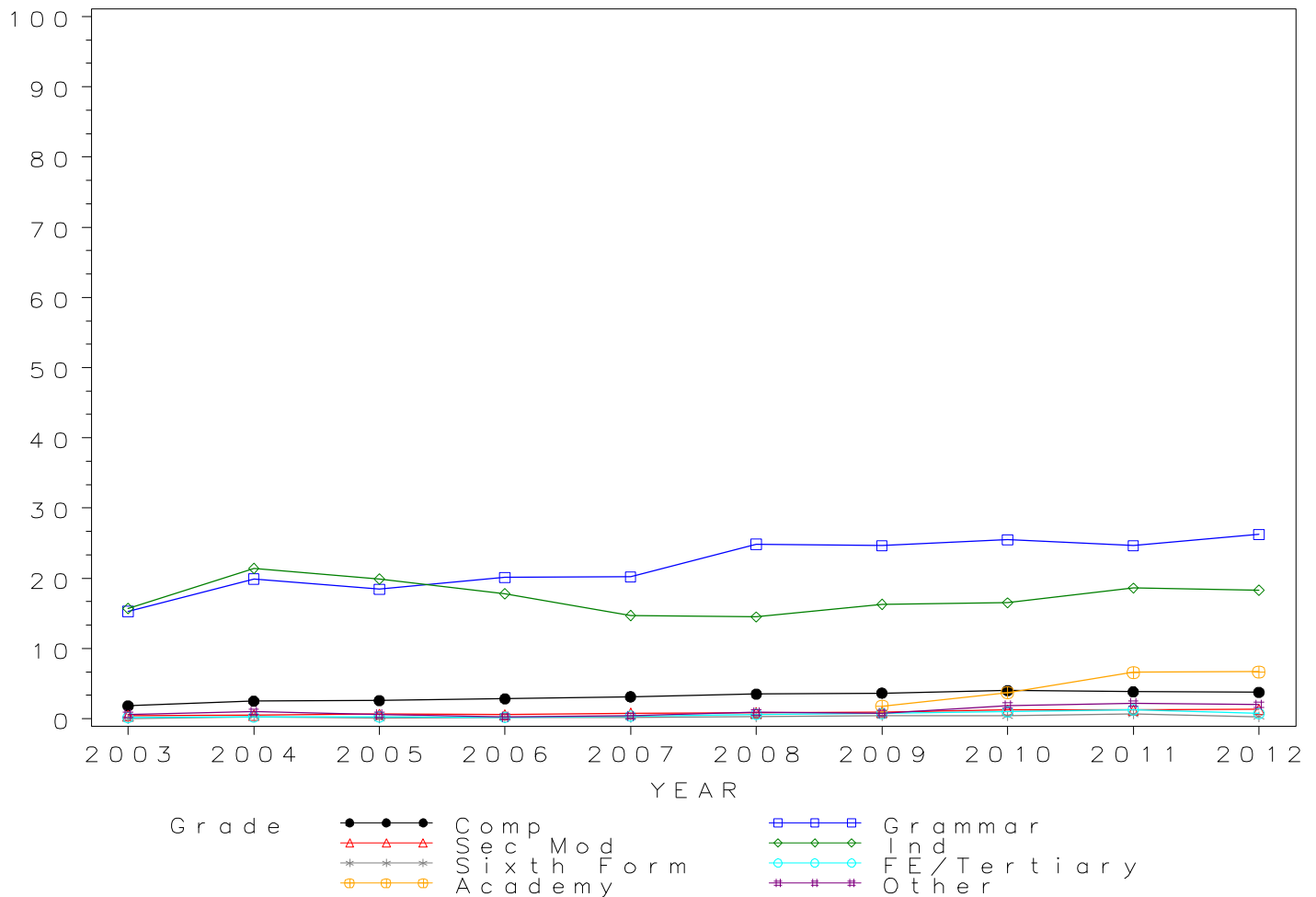
*GCSE MATHEMATICS Grade A\* by school type 2003- 2012*  
*Cumulative Percentages*

School type	2003	2004	2005	2006	2007	2008	2009	2010	2011	2012
Comprehensive	1.8	2.5	2.6	2.8	3.1	3.5	3.7	4.0	3.8	3.8
Grammar	15.3	19.9	18.4	20.1	20.2	24.9	24.6	25.5	24.6	26.2
Sec Mod	0.4	0.5	0.6	0.6	0.8	0.9	1.0	1.2	1.3	1.3
Independent	15.7	21.4	19.9	17.8	14.7	14.5	16.3	16.5	18.6	18.3
Sixth Form	0.0	0.3	0.1	0.2	0.2	0.3	0.4	0.4	0.7	0.3
FE/Tertiary	0.2	0.3	0.3	0.2	0.4	0.6	0.7	1.0	1.3	0.7
Academy	.	.	.	.	.	.	1.8	3.7	6.6	6.7
Other	0.6	1.0	0.6	0.3	0.4	0.9	0.8	1.9	2.2	2.0

*Cumulative Numbers*

School type	2003	2004	2005	2006	2007	2008	2009	2010	2011	2012
Comprehensive	9970	14196	14762	16395	18746	20863	21314	23416	18471	14270
Grammar	5135	6887	6444	7063	7304	8868	9001	9091	6378	6668
Sec Mod	163	206	253	216	316	342	401	521	455	374
Independent	7268	10522	9532	8219	6345	5296	5422	5735	6280	5485
Sixth Form	0	38	13	25	24	35	50	50	78	30
FE/Tertiary	57	87	86	66	114	173	225	312	392	218
Academy	.	.	.	.	.	.	385	1060	9857	10828
Other	75	121	80	35	48	147	117	304	399	364

Cumulative % at Grade A\* by school type



## GCSE MATHEMATICS Grade A by school type 2003-2012

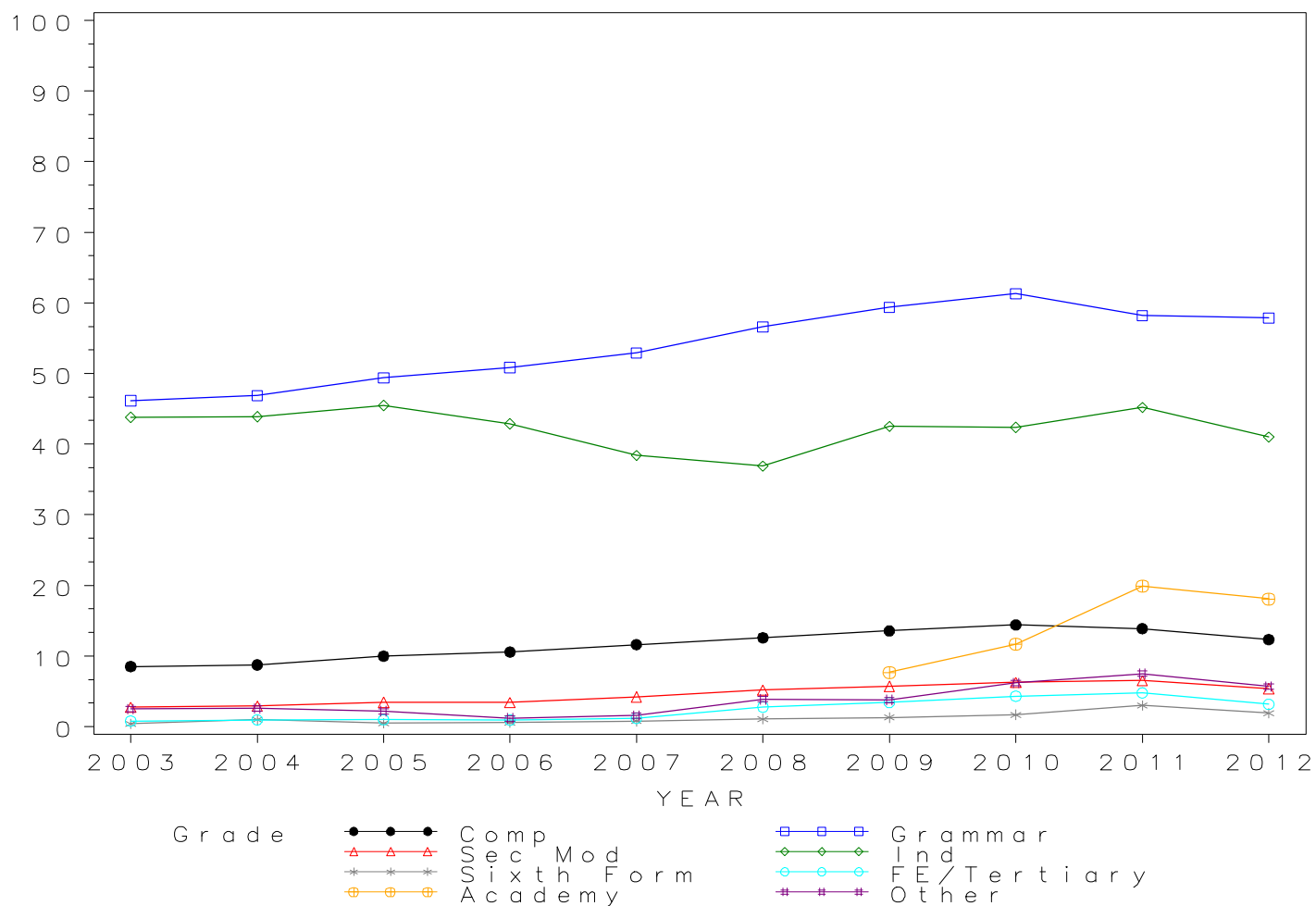
### Cumulative Percentages

School type	2003	2004	2005	2006	2007	2008	2009	2010	2011	2012
Comprehensive	8.5	8.7	10.0	10.6	11.6	12.6	13.6	14.4	13.9	12.3
Grammar	46.2	46.9	49.4	50.8	52.9	56.6	59.4	61.3	58.2	57.9
Sec Mod	2.8	2.9	3.5	3.4	4.2	5.2	5.8	6.3	6.5	5.4
Independent	43.8	43.9	45.5	42.9	38.4	36.9	42.5	42.4	45.2	41.0
Sixth Form	0.4	1.0	0.5	0.6	0.8	1.1	1.3	1.7	3.0	1.9
FE/Tertiary	0.8	1.0	1.0	1.0	1.2	2.8	3.4	4.3	4.8	3.2
Academy	.	.	.	.	.	.	7.7	11.7	19.9	18.1
Other	2.5	2.6	2.2	1.2	1.6	3.9	3.8	6.2	7.5	5.7

### Cumulative Numbers

School type	2003	2004	2005	2006	2007	2008	2009	2010	2011	2012
Comprehensive	46473	49745	56761	61350	69672	74451	79139	83654	66994	46943
Grammar	15494	16211	17253	17848	19134	20184	21695	21866	15073	14701
Sec Mod	1013	1145	1353	1316	1689	2070	2422	2661	2360	1521
Independent	20277	21585	21794	19808	16574	13476	14137	14738	15261	12289
Sixth Form	44	126	63	76	95	128	162	212	336	191
FE/Tertiary	253	303	306	289	359	760	1046	1359	1450	941
Academy	.	.	.	.	.	.	1645	3352	29720	29251
Other	313	316	294	141	192	636	553	993	1362	1037

Cumulative % at Grade A by school type



## GCSE MATHEMATICS Grade B by school type 2003- 2012

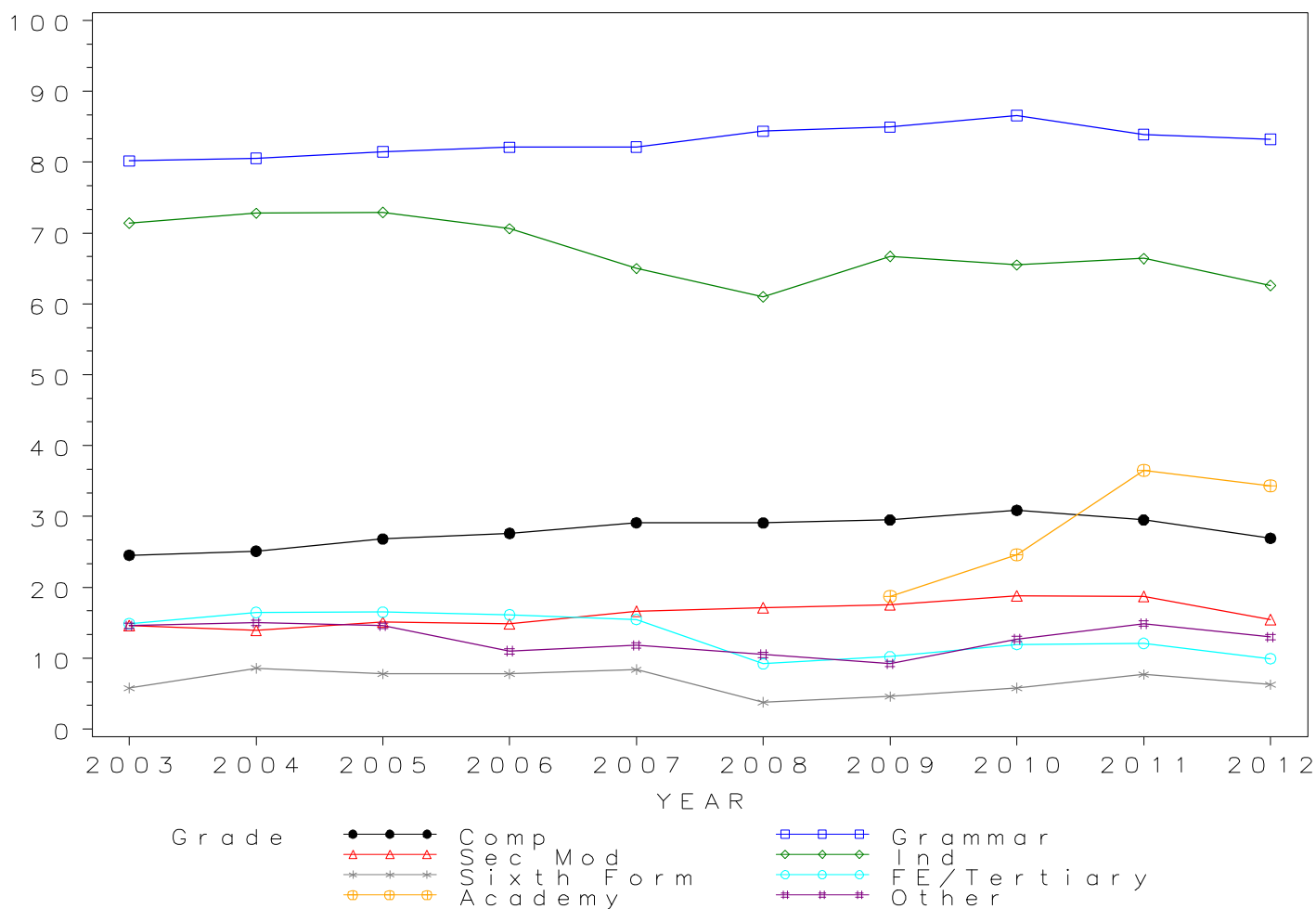
### Cumulative Percentages

School type	2003	2004	2005	2006	2007	2008	2009	2010	2011	2012
Comprehensive	24.5	25.1	26.8	27.6	29.1	29.1	29.5	30.9	29.5	26.9
Grammar	80.2	80.6	81.5	82.1	82.1	84.4	84.9	86.6	83.9	83.2
Sec Mod	14.6	14.0	15.1	14.8	16.6	17.2	17.6	18.8	18.7	15.5
Independent	71.4	72.8	72.9	70.6	65.0	61.0	66.7	65.5	66.4	62.6
Sixth Form	5.8	8.6	7.8	7.8	8.4	3.8	4.6	5.8	7.7	6.3
FE/Tertiary	14.9	16.5	16.5	16.1	15.5	9.2	10.2	12.0	12.1	10.0
Academy	.	.	.	.	.	.	18.7	24.6	36.5	34.3
Other	14.6	15.0	14.6	11.0	11.8	10.5	9.2	12.7	14.9	13.0

### Cumulative Numbers

School type	2003	2004	2005	2006	2007	2008	2009	2010	2011	2012
Comprehensive	133914	142781	152347	160137	174527	171900	172204	179189	142464	102434
Grammar	26913	27863	28463	28819	29695	30085	31043	30886	21726	21149
Sec Mod	5344	5435	5881	5707	6624	6835	7391	7970	6776	4358
Independent	33055	35795	34918	32597	28055	22278	22187	22767	22419	18762
Sixth Form	638	1080	987	983	999	441	573	723	863	632
FE/Tertiary	4702	5123	5051	4842	4606	2490	3119	3756	3659	2948
Academy	.	.	.	.	.	.	3996	7048	54511	55431
Other	1829	1820	1948	1292	1420	1713	1340	2035	2705	2365

Cumulative % at Grade B by school type



## GCSE MATHEMATICS Grade C by school type 2003- 2012

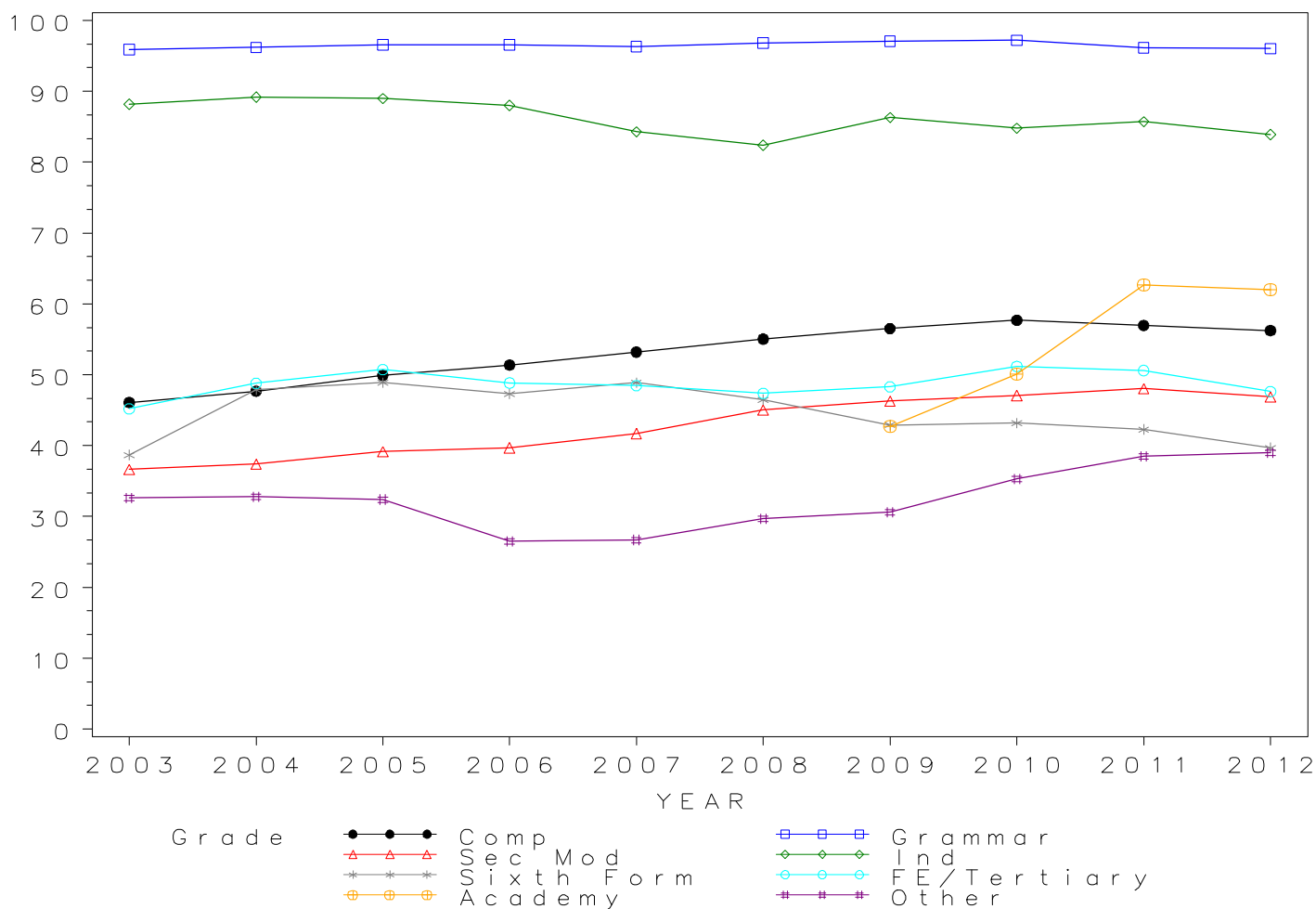
### Cumulative Percentages

School type	2003	2004	2005	2006	2007	2008	2009	2010	2011	2012
Comprehensive	46.1	47.7	49.9	51.4	53.2	55.0	56.5	57.7	57.0	56.2
Grammar	95.9	96.2	96.6	96.6	96.3	96.8	97.1	97.2	96.1	96.0
Sec Mod	36.7	37.4	39.2	39.7	41.7	45.1	46.3	47.1	48.1	46.9
Independent	88.2	89.2	89.0	88.0	84.3	82.4	86.3	84.8	85.7	83.9
Sixth Form	38.7	47.9	48.9	47.3	48.9	46.5	42.9	43.2	42.3	39.7
FE/Tertiary	45.2	48.8	50.7	48.8	48.5	47.4	48.3	51.2	50.6	47.6
Academy	.	.	.	.	.	.	42.7	50.1	62.7	62.0
Other	32.6	32.8	32.4	26.5	26.7	29.7	30.6	35.3	38.5	39.0

### Cumulative Numbers

School type	2003	2004	2005	2006	2007	2008	2009	2010	2011	2012
Comprehensive	251490	271166	283469	297847	318846	325259	330006	334815	274859	213893
Grammar	32192	33268	33727	33904	34824	34531	35481	34680	24891	24397
Sec Mod	13383	14569	15281	15280	16608	17944	19481	19967	17391	13224
Independent	40832	43859	42629	40631	36385	30093	28707	29476	28936	25147
Sixth Form	4255	6015	6187	5961	5813	5402	5341	5381	4740	3984
FE/Tertiary	14275	15184	15514	14660	14418	12829	14751	16080	15301	14108
Academy	.	.	.	.	.	.	9125	14354	93640	100195
Other	4084	3981	4323	3112	3212	4844	4456	5656	6990	7096

Cumulative % at Grade C by school type



## GCSE MATHEMATICS Grade D by school type 2003-2012

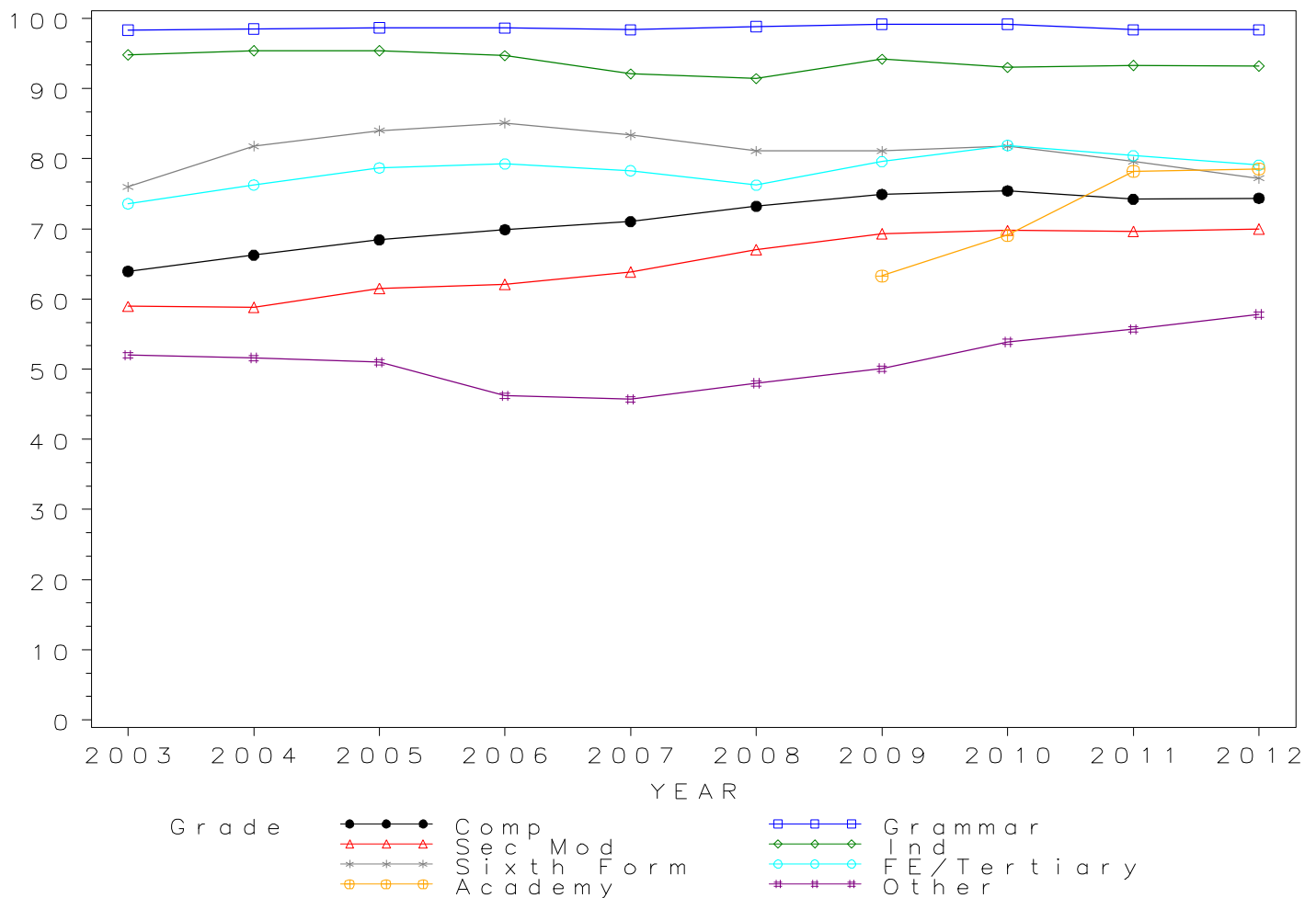
### Cumulative Percentages

School type	2003	2004	2005	2006	2007	2008	2009	2010	2011	2012
Comprehensive	63.9	66.2	68.4	69.9	71.0	73.2	74.9	75.4	74.2	74.4
Grammar	98.4	98.5	98.7	98.6	98.4	98.8	99.2	99.2	98.4	98.4
Sec Mod	58.9	58.8	61.5	62.1	63.9	67.0	69.3	69.8	69.6	70.0
Independent	94.8	95.4	95.4	94.7	92.1	91.4	94.2	93.0	93.3	93.2
Sixth Form	76.0	81.8	84.0	85.1	83.4	81.1	81.1	81.8	79.6	77.2
FE/Tertiary	73.6	76.3	78.7	79.3	78.3	76.2	79.6	81.9	80.4	79.1
Academy	.	.	.	.	.	.	63.3	69.1	78.2	78.5
Other	52.0	51.6	51.0	46.2	45.7	48.0	50.1	53.9	55.7	57.8

### Cumulative Numbers

School type	2003	2004	2005	2006	2007	2008	2009	2010	2011	2012
Comprehensive	348907	376591	388649	405167	425676	432622	437306	437705	357975	282777
Grammar	33018	34067	34463	34619	35561	35244	36242	35389	25468	25000
Sec Mod	21513	22911	24012	23905	25428	26697	29173	29568	25197	19732
Independent	43888	46907	45695	43725	39751	33380	31335	32326	31502	27934
Sixth Form	8357	10272	10629	10725	9914	9422	10098	10190	8920	7747
FE/Tertiary	23247	23727	24069	23786	23296	20639	24303	25732	24317	23426
Academy	.	.	.	.	.	.	13527	19798	116789	126860
Other	6514	6262	6805	5426	5498	7829	7296	8636	10112	10517

Cumulative % at Grade D by school type



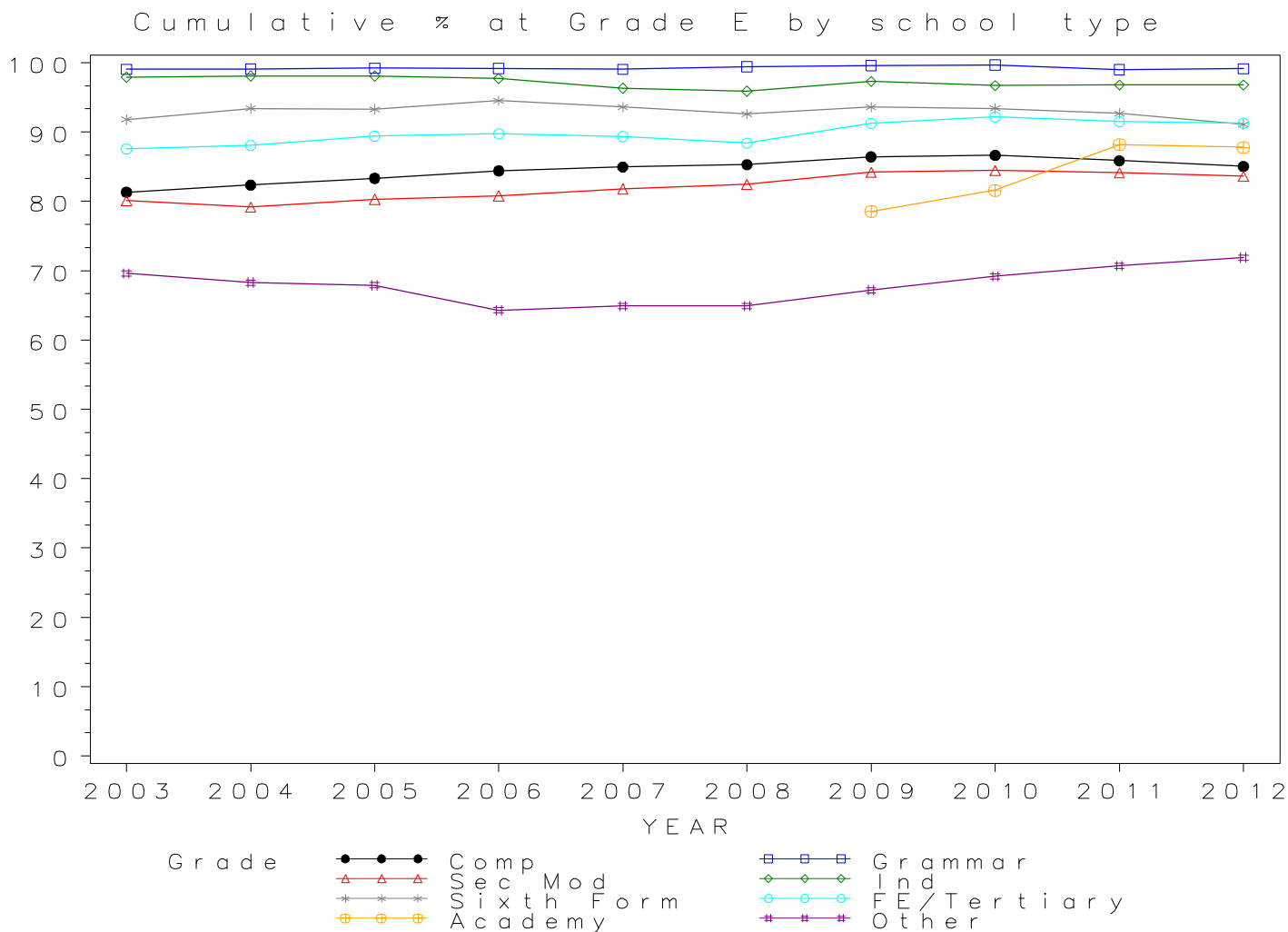
## GCSE MATHEMATICS Grade E by school type 2003-2012

### Cumulative Percentages

School type	2003	2004	2005	2006	2007	2008	2009	2010	2011	2012
Comprehensive	81.3	82.3	83.3	84.4	85.0	85.3	86.4	86.6	85.9	85.0
Grammar	99.1	99.1	99.2	99.2	99.0	99.4	99.6	99.7	99.0	99.1
Sec Mod	80.1	79.2	80.3	80.8	81.8	82.4	84.2	84.5	84.1	83.6
Independent	97.9	98.1	98.1	97.7	96.3	95.9	97.3	96.7	96.8	96.8
Sixth Form	91.8	93.4	93.3	94.5	93.6	92.6	93.6	93.4	92.7	91.1
FE/Tertiary	87.6	88.1	89.4	89.8	89.4	88.4	91.2	92.2	91.5	91.3
Academy	.	.	.	.	.	.	78.5	81.6	88.2	87.8
Other	69.6	68.3	67.9	64.3	64.9	64.9	67.2	69.2	70.7	71.9

### Cumulative Numbers

School type	2003	2004	2005	2006	2007	2008	2009	2010	2011	2012
Comprehensive	443721	468152	473110	489320	509146	504077	504514	502670	414212	323369
Grammar	33253	34271	34661	34818	35802	35458	36398	35557	25632	25190
Sec Mod	29230	30847	31341	31103	32566	32837	35435	35806	30438	23583
Independent	45323	48235	46988	45110	41564	35024	32366	33612	32684	29013
Sixth Form	10094	11728	11805	11910	11126	10758	11654	11635	10388	9142
FE/Tertiary	27663	27403	27349	26937	26592	23924	27856	28968	27670	27039
Academy	.	.	.	.	.	.	16775	23379	131723	141889
Other	8719	8289	9060	7552	7808	10585	9786	11088	12836	13082





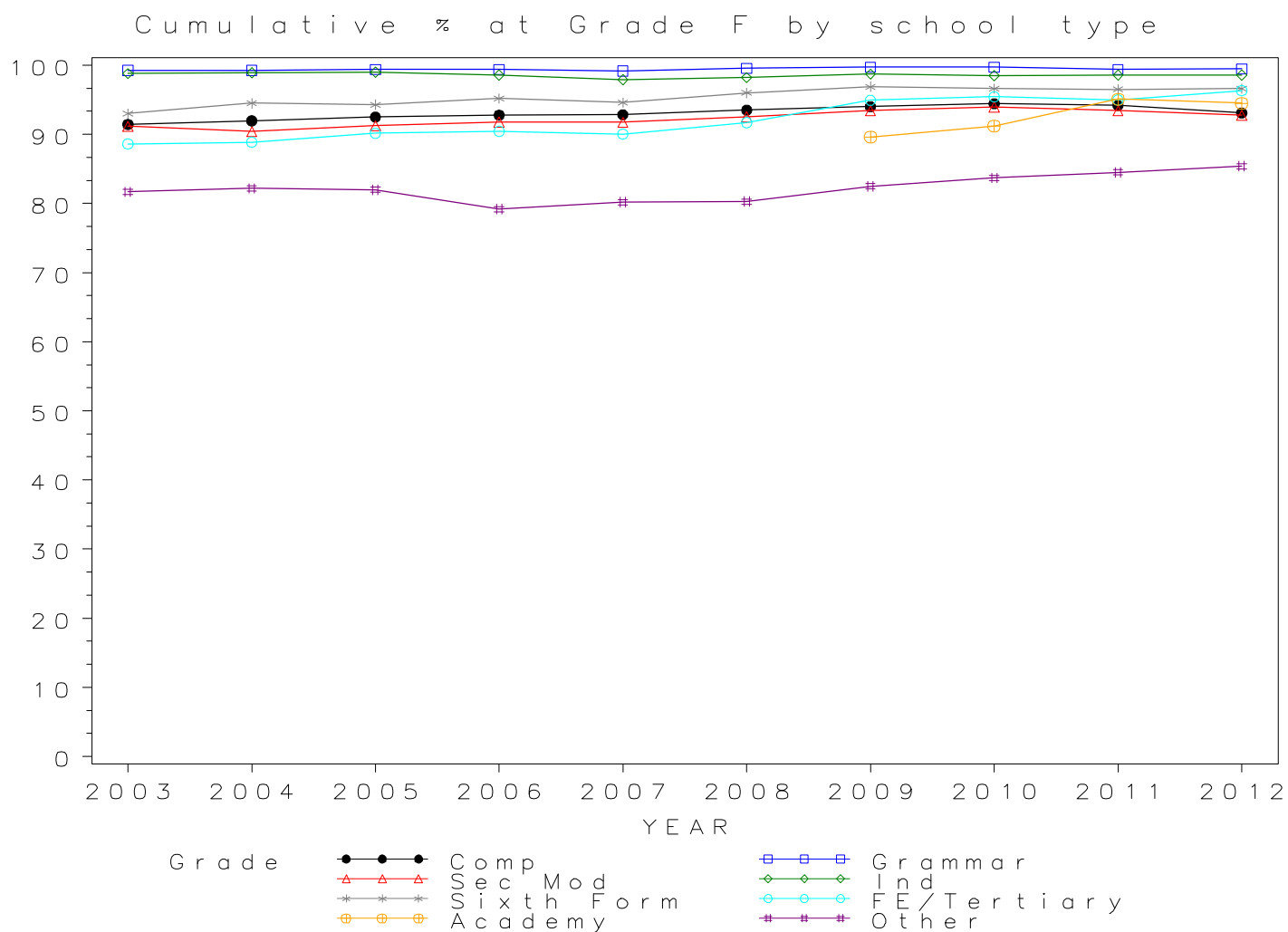
## GCSE MATHEMATICS Grade F by school type 2003-2012

### Cumulative Percentages

School type	2003	2004	2005	2006	2007	2008	2009	2010	2011	2012
Comprehensive	91.4	92.0	92.5	92.8	92.9	93.5	94.0	94.4	94.2	93.1
Grammar	99.3	99.3	99.4	99.4	99.2	99.6	99.7	99.7	99.4	99.4
Sec Mod	91.2	90.4	91.2	91.8	91.8	92.5	93.4	94.0	93.4	92.8
Independent	98.8	98.9	99.0	98.6	97.9	98.2	98.7	98.5	98.6	98.6
Sixth Form	93.0	94.5	94.3	95.2	94.6	96.0	96.9	96.6	96.5	96.6
FE/Tertiary	88.6	88.9	90.2	90.4	90.0	91.7	94.9	95.4	95.0	96.3
Academy	.	.	.	.	.	.	89.6	91.2	95.1	94.5
Other	81.7	82.2	82.0	79.2	80.2	80.3	82.5	83.7	84.5	85.4

### Cumulative Numbers

School type	2003	2004	2005	2006	2007	2008	2009	2010	2011	2012
Comprehensive	498907	522870	525148	537874	556406	552443	548737	548080	454461	354025
Grammar	33320	34327	34718	34888	35851	35505	36448	35582	25733	25271
Sec Mod	33281	35216	35609	35330	36528	36856	39327	39833	33808	26158
Independent	45739	48628	47419	45526	42255	35864	32832	34238	33291	29552
Sixth Form	10226	11866	11932	11998	11245	11153	12065	12033	10814	9694
FE/Tertiary	27998	27652	27575	27146	26795	24824	28981	29983	28721	28541
Academy	.	.	.	.	.	.	19147	26130	142028	152717
Other	10235	9976	10941	9302	9649	13097	12014	13411	15341	15539



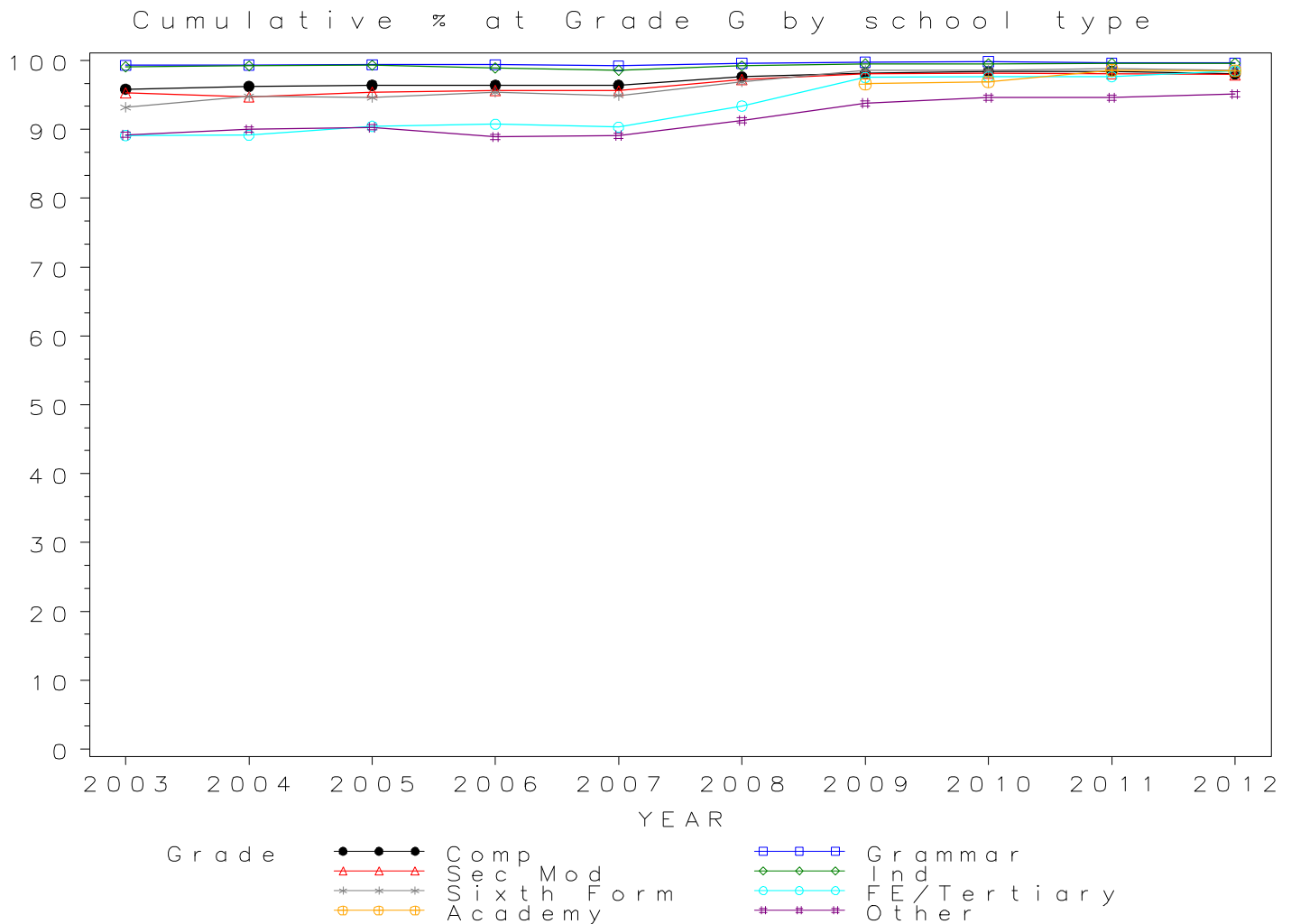
## GCSE MATHEMATICS Grade G by school type 2003- 2012

### Cumulative Percentages

School type	2003	2004	2005	2006	2007	2008	2009	2010	2011	2012
Comprehensive	95.8	96.2	96.4	96.4	96.4	97.6	98.1	98.4	98.4	98.0
Grammar	99.3	99.4	99.4	99.4	99.2	99.6	99.8	99.8	99.6	99.6
Sec Mod	95.3	94.7	95.4	95.7	95.6	97.2	98.0	98.1	98.0	97.9
Independent	99.1	99.2	99.3	98.9	98.6	99.2	99.5	99.5	99.6	99.6
Sixth Form	93.2	94.8	94.6	95.4	94.9	96.9	98.6	98.6	98.8	98.6
FE/Tertiary	89.1	89.2	90.4	90.7	90.3	93.4	97.5	97.6	97.7	98.5
Academy	.	.	.	.	.	.	96.6	96.9	98.6	98.5
Other	89.2	90.0	90.3	88.9	89.1	91.3	93.8	94.6	94.6	95.1

### Cumulative Numbers

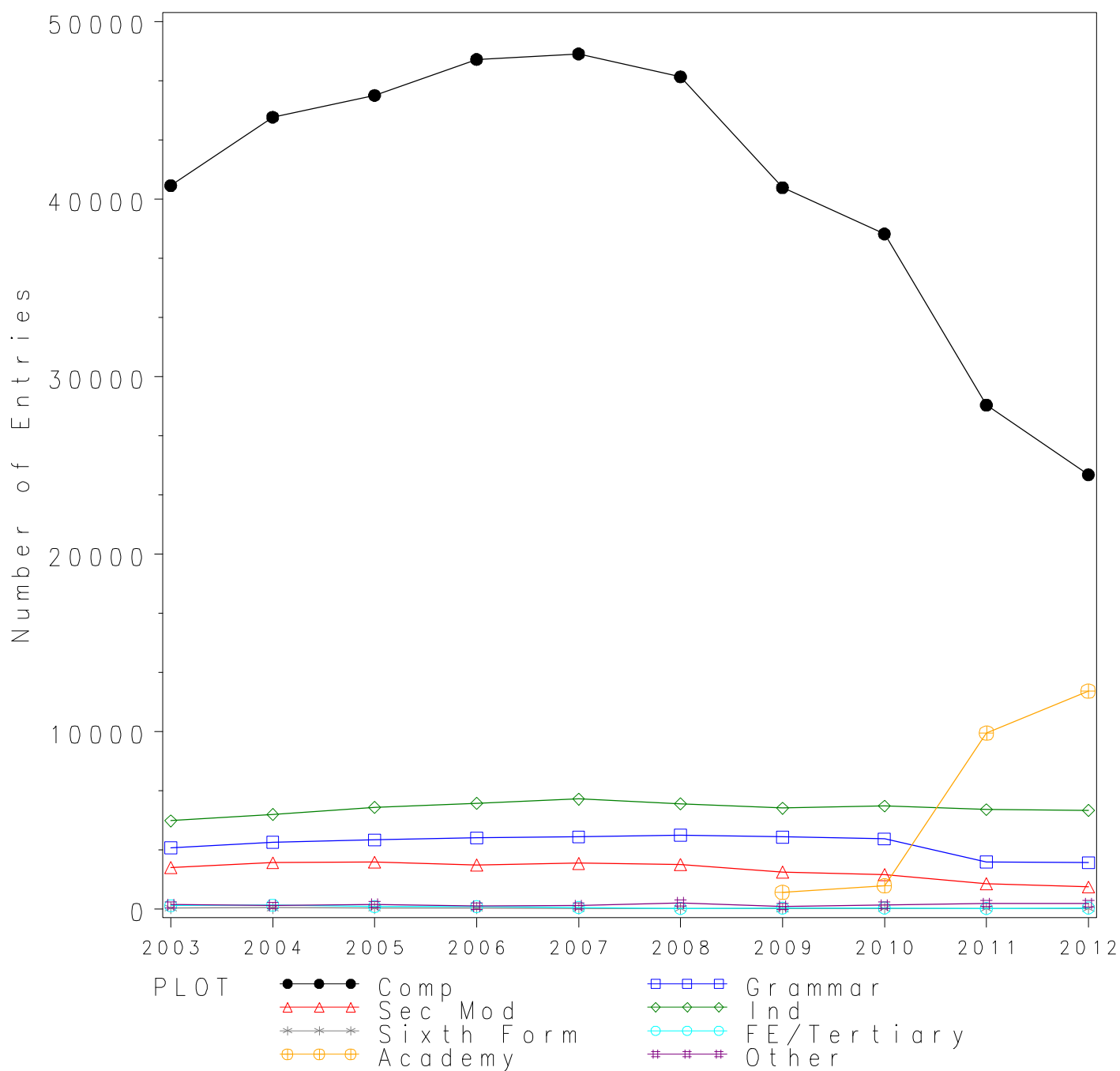
School type	2003	2004	2005	2006	2007	2008	2009	2010	2011	2012
Comprehensive	522892	547200	547329	558846	577641	576763	572732	570856	474859	372791
Grammar	33330	34362	34718	34888	35862	35517	36461	35618	25794	25322
Sec Mod	34797	36902	37228	36823	38062	38734	41261	41589	35474	27616
Independent	45878	48776	47563	45664	42557	36229	33098	34585	33629	29852
Sixth Form	10248	11904	11970	12023	11281	11258	12277	12283	11072	9895
FE/Tertiary	28150	27739	27661	27236	26873	25279	29773	30666	29529	29179
Academy	.	.	.	.	.	.	20642	27763	147255	159181
Other	11174	10922	12049	10441	10720	14891	13660	15158	17175	17303



*Numbers of GCSE entries in MUSIC by school type 2003- 2012*

School type	2003	2004	2005	2006	2007	2008	2009	2010	2011	2012
Comprehensive	40764	44616	45841	47875	48180	46891	40645	38039	28392	24466
Grammar	3441	3754	3886	4002	4054	4149	4051	3938	2640	2606
Sec Mod	2332	2605	2628	2480	2567	2498	2080	1933	1412	1236
Independent	4963	5321	5726	5954	6188	5914	5674	5798	5592	5546
Sixth Form	42	62	56	47	19	13	10	17	16	12
FE/Tertiary	179	209	129	129	76	26	46	55	26	52
Academy	.	.	.	.	.	.	929	1296	9913	12267
Other	233	196	245	152	177	340	140	210	296	293

**GCSE MUSIC Entries by school type 2003–2012**



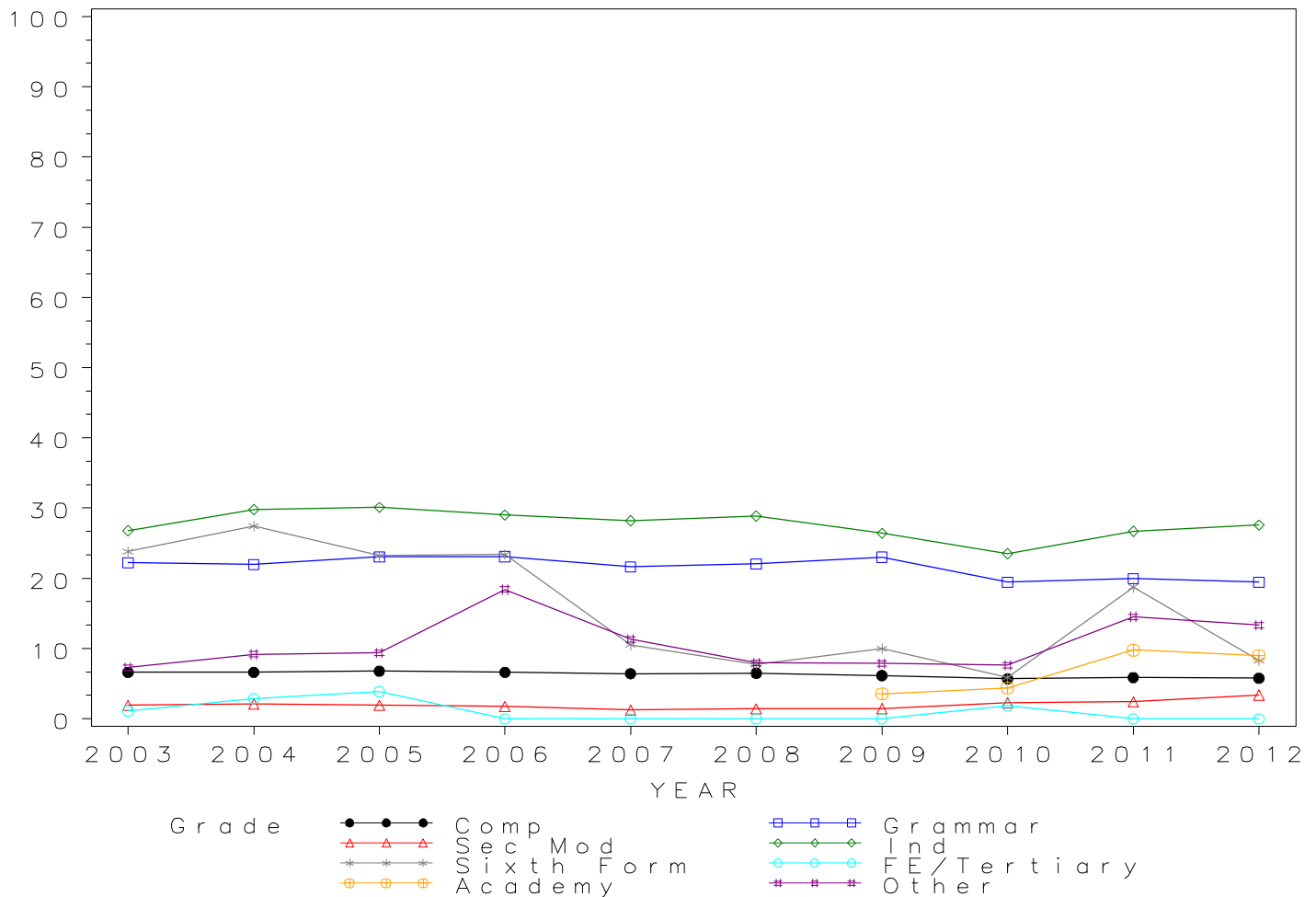
*GCSE MUSIC Grade A\* by school type 2003- 2012  
Cumulative Percentages*

School type	2003	2004	2005	2006	2007	2008	2009	2010	2011	2012
Comprehensive	6.6	6.6	6.8	6.6	6.4	6.5	6.2	5.7	5.9	5.8
Grammar	22.2	22.0	23.1	23.1	21.6	22.1	23.0	19.5	20.0	19.5
Sec Mod	1.9	2.1	1.9	1.7	1.2	1.4	1.4	2.3	2.4	3.4
Independent	26.8	29.8	30.1	29.0	28.2	28.9	26.4	23.5	26.7	27.6
Sixth Form	23.8	27.4	23.2	23.4	10.5	7.7	10.0	5.9	18.8	8.3
FE/Tertiary	1.1	2.9	3.9	0.0	0.0	0.0	0.0	1.8	0.0	0.0
Academy	.	.	.	.	.	.	3.6	4.4	9.8	9.0
Other	7.3	9.2	9.4	18.4	11.3	7.9	7.9	7.6	14.5	13.3

*Cumulative Numbers*

School type	2003	2004	2005	2006	2007	2008	2009	2010	2011	2012
Comprehensive	2692	2954	3112	3173	3096	3041	2502	2168	1670	1410
Grammar	765	825	896	924	877	915	932	766	527	507
Sec Mod	45	55	50	43	32	35	30	44	34	42
Independent	1330	1586	1724	1727	1745	1709	1498	1363	1493	1531
Sixth Form	10	17	13	11	2	1	1	1	3	1
FE/Tertiary	2	6	5	0	0	0	0	1	0	0
Academy	.	.	.	.	.	.	33	57	971	1104
Other	17	18	23	28	20	27	11	16	43	39

Cumulative % at Grade A\* by school type



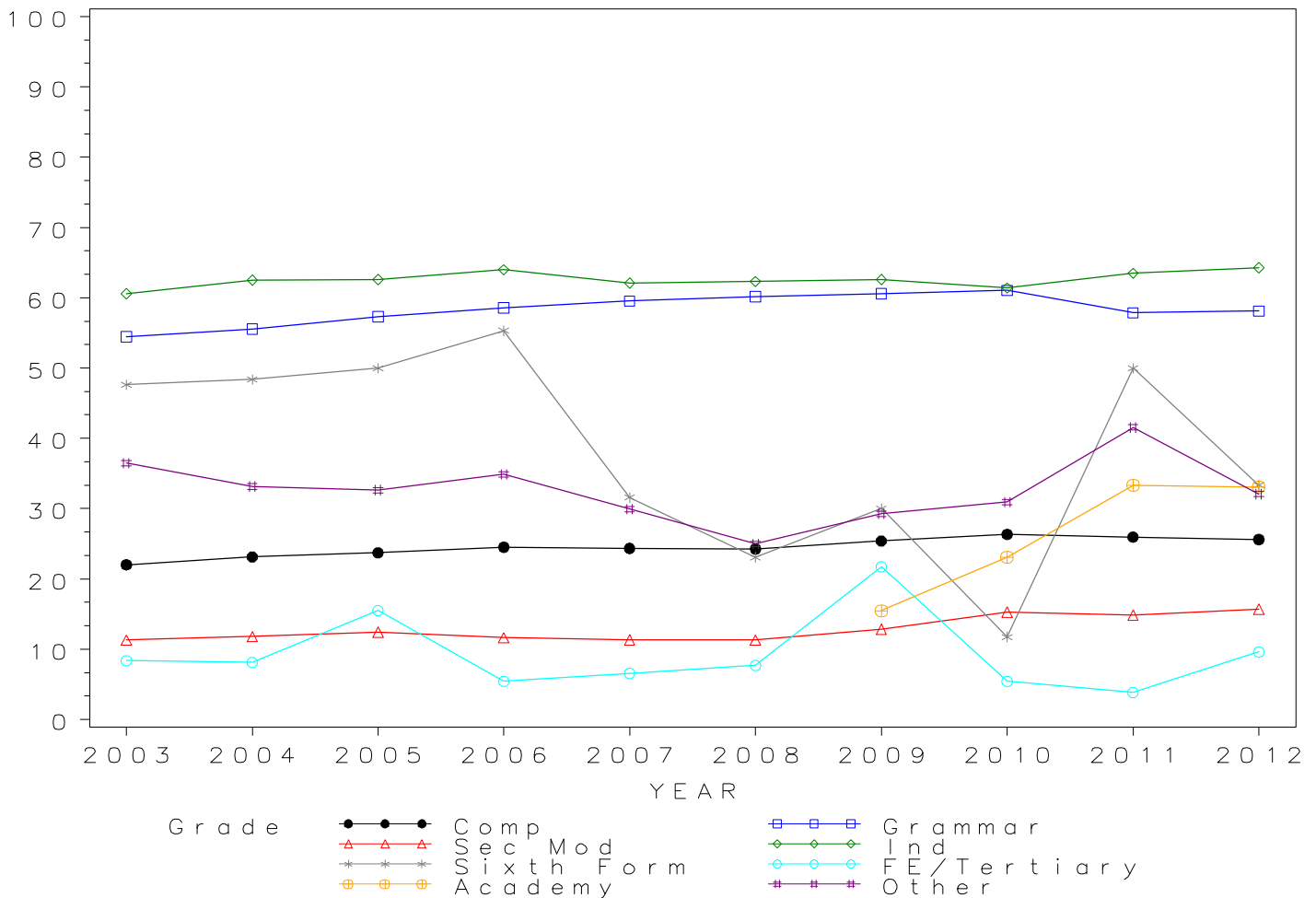
*GCSE MUSIC Grade A by school type 2003- 2012  
Cumulative Percentages*

School type	2003	2004	2005	2006	2007	2008	2009	2010	2011	2012
Comprehensive	22.0	23.1	23.7	24.5	24.4	24.3	25.4	26.3	26.0	25.6
Grammar	54.5	55.5	57.3	58.6	59.5	60.2	60.6	61.1	57.9	58.1
Sec Mod	11.3	11.8	12.4	11.7	11.4	11.3	12.9	15.3	14.9	15.7
Independent	60.6	62.5	62.6	64.0	62.1	62.3	62.6	61.4	63.5	64.3
Sixth Form	47.6	48.4	50.0	55.3	31.6	23.1	30.0	11.8	50.0	33.3
FE/Tertiary	8.4	8.1	15.5	5.4	6.6	7.7	21.7	5.5	3.8	9.6
Academy	.	.	.	.	.	.	15.5	23.1	33.3	33.1
Other	36.5	33.2	32.7	34.9	29.9	25.0	29.3	31.0	41.6	32.1

*Cumulative Numbers*

School type	2003	2004	2005	2006	2007	2008	2009	2010	2011	2012
Comprehensive	8976	10319	10874	11742	11734	11383	10323	10023	7372	6267
Grammar	1874	2085	2227	2345	2413	2496	2454	2405	1528	1515
Sec Mod	264	308	327	289	292	283	268	296	210	194
Independent	3008	3326	3584	3811	3843	3684	3552	3560	3551	3566
Sixth Form	20	30	28	26	6	3	3	2	8	4
FE/Tertiary	15	17	20	7	5	2	10	3	1	5
Academy	.	.	.	.	.	.	144	299	3301	4060
Other	85	65	80	53	53	85	41	65	123	94

Cumulative % at Grade A by school type



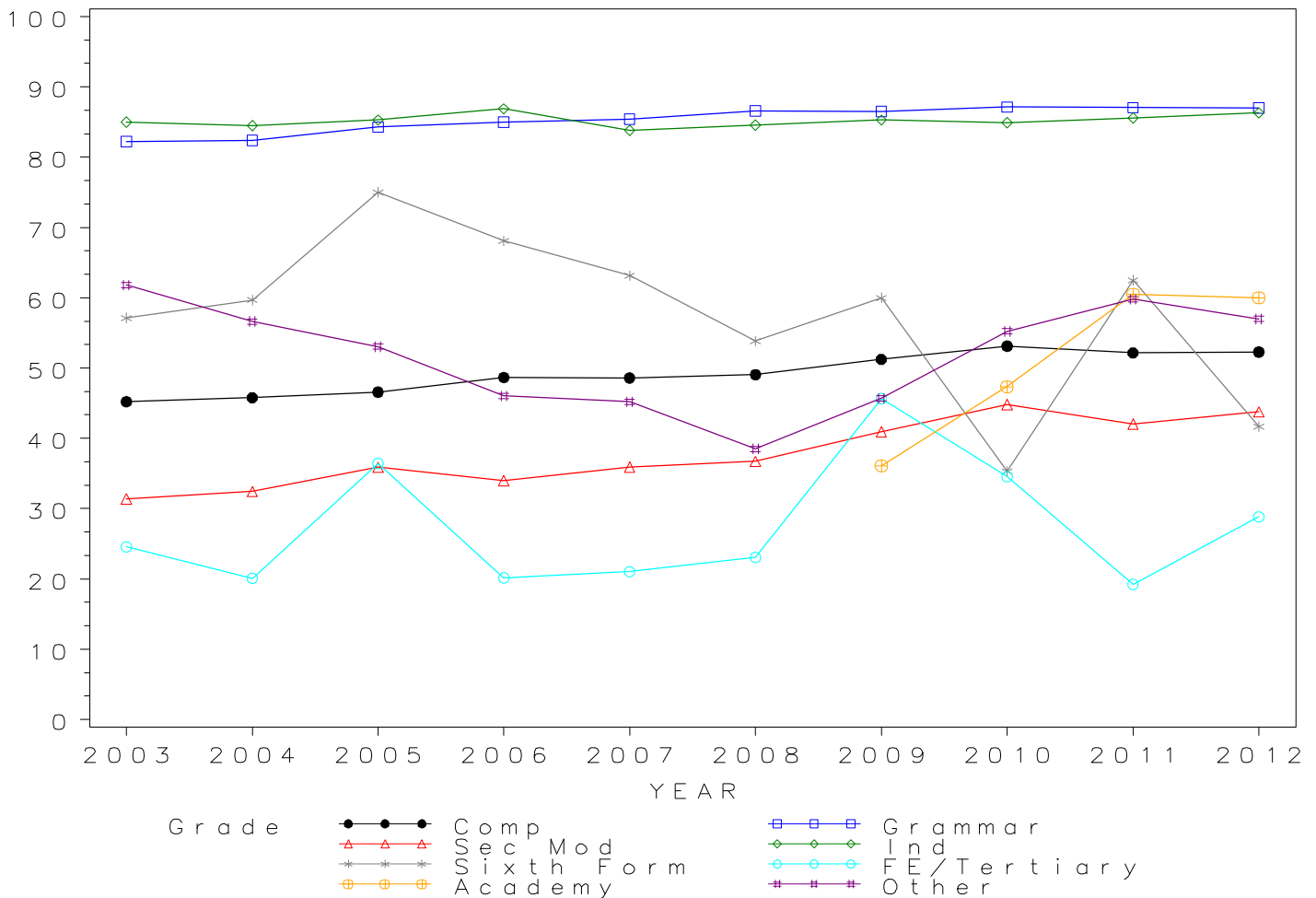
## GCSE MUSIC Grade B by school type 2003- 2012 Cumulative Percentages

School type	2003	2004	2005	2006	2007	2008	2009	2010	2011	2012
Comprehensive	45.2	45.8	46.6	48.7	48.6	49.1	51.2	53.1	52.2	52.3
Grammar	82.2	82.4	84.3	85.0	85.4	86.6	86.5	87.1	87.0	87.0
Sec Mod	31.4	32.4	35.9	34.0	35.9	36.7	41.0	44.8	42.1	43.8
Independent	85.0	84.5	85.3	86.9	83.8	84.6	85.3	84.9	85.6	86.3
Sixth Form	57.1	59.7	75.0	68.1	63.2	53.8	60.0	35.3	62.5	41.7
FE/Tertiary	24.6	20.1	36.4	20.2	21.1	23.1	45.7	34.5	19.2	28.8
Academy	.	.	.	.	.	.	36.1	47.4	60.5	60.0
Other	61.8	56.6	53.1	46.1	45.2	38.5	45.7	55.2	59.8	57.0

### Cumulative Numbers

School type	2003	2004	2005	2006	2007	2008	2009	2010	2011	2012
Comprehensive	18434	20424	21357	23298	23414	23013	20825	20205	14810	12793
Grammar	2830	3093	3276	3401	3462	3593	3504	3431	2298	2267
Sec Mod	732	845	943	843	922	917	852	866	594	541
Independent	4219	4496	4884	5174	5186	5003	4840	4923	4787	4786
Sixth Form	24	37	42	32	12	7	6	6	10	5
FE/Tertiary	44	42	47	26	16	6	21	19	5	15
Academy	.	.	.	.	.	.	335	614	5997	7360
Other	144	111	130	70	80	131	64	116	177	167

Cumulative % at Grade B by school type



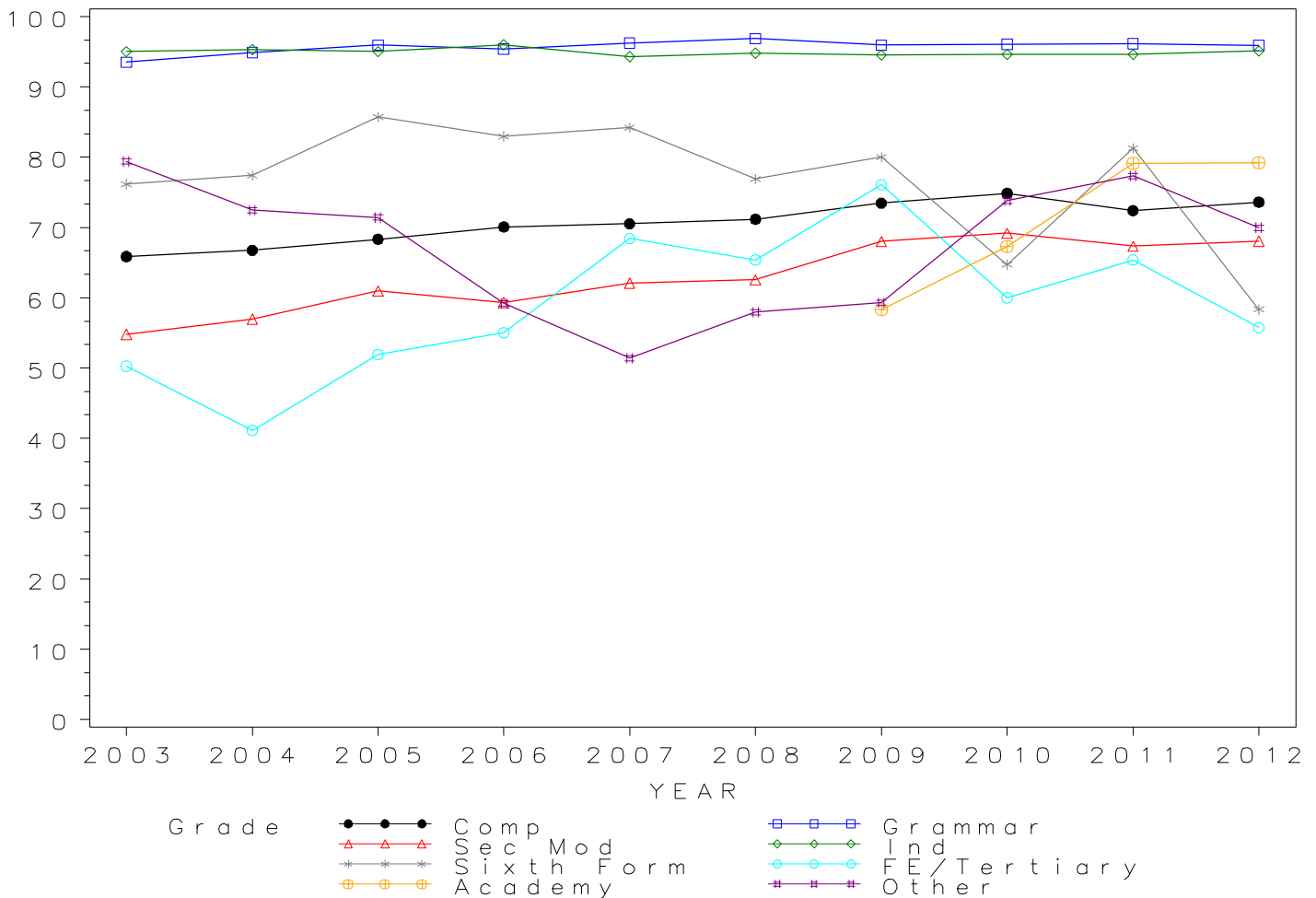
*GCSE MUSIC Grade C by school type 2003- 2012  
Cumulative Percentages*

School type	2003	2004	2005	2006	2007	2008	2009	2010	2011	2012
Comprehensive	65.9	66.8	68.3	70.1	70.5	71.2	73.5	74.8	72.4	73.6
Grammar	93.5	94.9	96.0	95.4	96.2	96.9	95.9	96.1	96.1	95.9
Sec Mod	54.8	57.0	61.0	59.3	62.1	62.6	68.0	69.2	67.4	68.0
Independent	95.0	95.3	95.0	96.0	94.3	94.8	94.5	94.6	94.6	95.1
Sixth Form	76.2	77.4	85.7	83.0	84.2	76.9	80.0	64.7	81.3	58.3
FE/Tertiary	50.3	41.1	51.9	55.0	68.4	65.4	76.1	60.0	65.4	55.8
Academy	.	.	.	.	.	.	58.3	67.3	79.1	79.2
Other	79.4	72.4	71.4	59.2	51.4	57.9	59.3	73.8	77.4	70.0

*Cumulative Numbers*

School type	2003	2004	2005	2006	2007	2008	2009	2010	2011	2012
Comprehensive	26849	29789	31321	33552	33972	33375	29856	28469	20557	18008
Grammar	3218	3563	3729	3818	3901	4019	3886	3783	2538	2499
Sec Mod	1278	1484	1602	1471	1594	1563	1415	1337	951	841
Independent	4715	5071	5440	5716	5835	5606	5362	5485	5290	5274
Sixth Form	32	48	48	39	16	10	8	11	13	7
FE/Tertiary	90	86	67	71	52	17	35	33	17	29
Academy	.	.	.	.	.	.	542	872	7841	9715
Other	185	142	175	90	91	197	83	155	229	205

Cumulative % at Grade C by school type



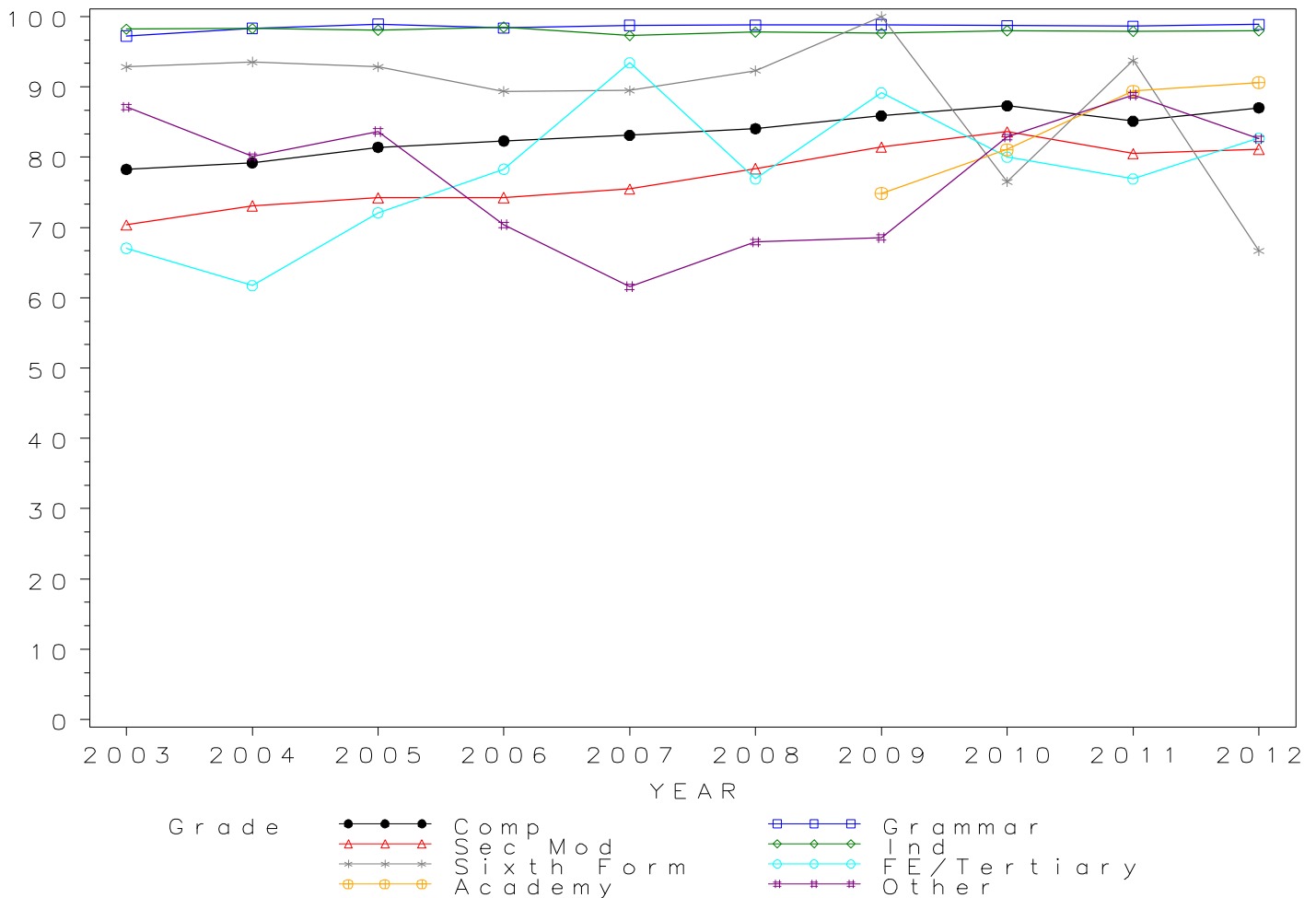
*GCSE MUSIC Grade D by school type 2003- 2012  
Cumulative Percentages*

School type	2003	2004	2005	2006	2007	2008	2009	2010	2011	2012
Comprehensive	78.3	79.2	81.4	82.3	83.1	84.1	85.9	87.3	85.1	87.0
Grammar	97.2	98.3	98.9	98.4	98.8	98.8	98.8	98.7	98.6	98.9
Sec Mod	70.4	73.1	74.2	74.3	75.5	78.4	81.4	83.6	80.5	81.1
Independent	98.2	98.3	98.1	98.5	97.3	97.8	97.6	98.0	97.9	98.0
Sixth Form	92.9	93.5	92.9	89.4	89.5	92.3	100.0	76.5	93.8	66.7
FE/Tertiary	67.0	61.7	72.1	78.3	93.4	76.9	89.1	80.0	76.9	82.7
Academy	.	.	.	.	.	.	74.8	81.1	89.4	90.6
Other	87.1	80.1	83.7	70.4	61.6	67.9	68.6	82.9	88.9	82.6

*Cumulative Numbers*

School type	2003	2004	2005	2006	2007	2008	2009	2010	2011	2012
Comprehensive	31905	35336	37319	39412	40049	39416	34911	33213	24165	21293
Grammar	3346	3691	3844	3937	4004	4099	4004	3888	2604	2577
Sec Mod	1641	1904	1951	1842	1938	1958	1694	1616	1137	1003
Independent	4874	5231	5617	5865	6021	5784	5538	5682	5475	5435
Sixth Form	39	58	52	42	17	12	10	13	15	8
FE/Tertiary	120	129	93	101	71	20	41	44	20	43
Academy	.	.	.	.	.	.	695	1051	8862	11114
Other	203	157	205	107	109	231	96	174	263	242

Cumulative % at Grade D by school type



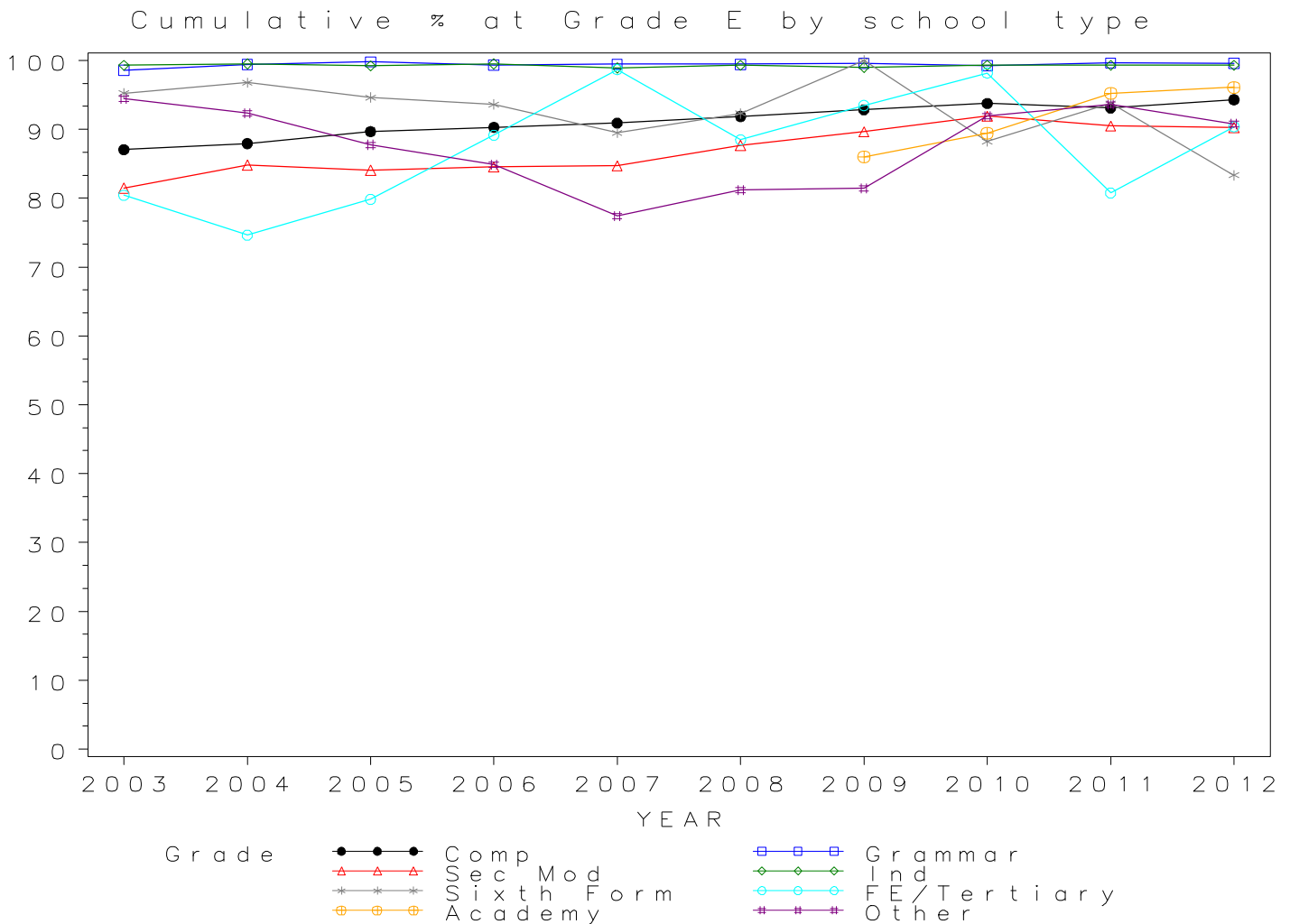


*GCSE MUSIC Grade E by school type 2003- 2012  
Cumulative Percentages*

School type	2003	2004	2005	2006	2007	2008	2009	2010	2011	2012
Comprehensive	87.1	87.9	89.7	90.3	90.9	91.9	92.8	93.8	93.1	94.3
Grammar	98.6	99.4	99.8	99.3	99.5	99.4	99.6	99.3	99.6	99.6
Sec Mod	81.5	84.8	84.1	84.6	84.7	87.7	89.7	91.9	90.5	90.3
Independent	99.3	99.5	99.2	99.5	98.9	99.3	99.0	99.3	99.3	99.3
Sixth Form	95.2	96.8	94.6	93.6	89.5	92.3	100.0	88.2	93.8	83.3
FE/Tertiary	80.4	74.6	79.8	89.1	98.7	88.5	93.5	98.2	80.8	90.4
Academy	.	.	.	.	.	.	86.0	89.4	95.2	96.1
Other	94.4	92.3	87.8	84.9	77.4	81.2	81.4	91.9	93.6	90.8

*Cumulative Numbers*

School type	2003	2004	2005	2006	2007	2008	2009	2010	2011	2012
Comprehensive	35494	39234	41110	43228	43806	43085	37734	35671	26436	23072
Grammar	3392	3733	3878	3975	4033	4126	4035	3909	2630	2595
Sec Mod	1900	2210	2210	2097	2174	2190	1865	1777	1278	1116
Independent	4928	5294	5680	5924	6120	5873	5617	5757	5553	5507
Sixth Form	40	60	53	44	17	12	10	15	15	10
FE/Tertiary	144	156	103	115	75	23	43	54	21	47
Academy	.	.	.	.	.	.	799	1159	9437	11789
Other	220	181	215	129	137	276	114	193	277	266

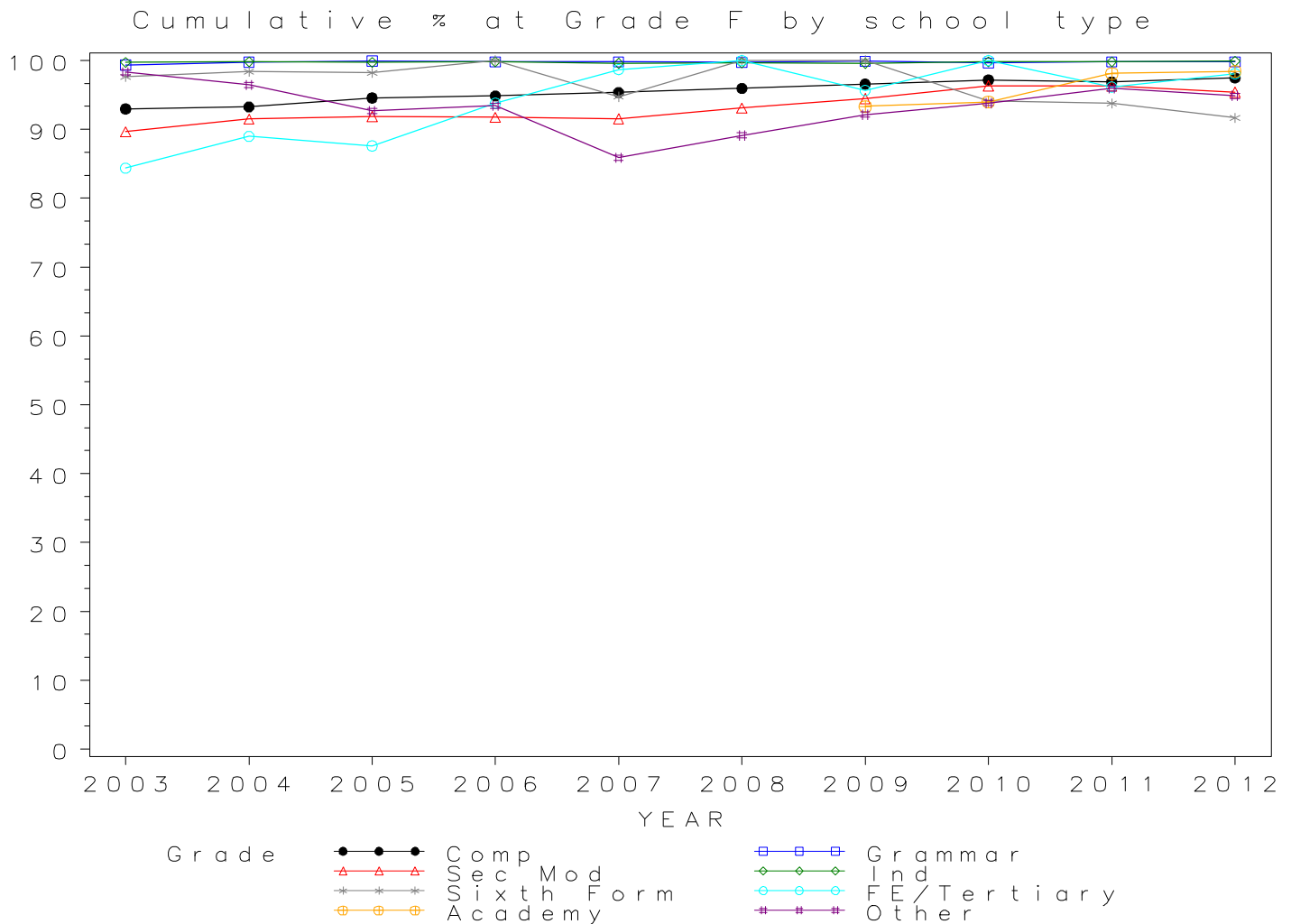


*GCSE MUSIC Grade F by school type 2003- 2012  
Cumulative Percentages*

School type	2003	2004	2005	2006	2007	2008	2009	2010	2011	2012
Comprehensive	93.0	93.2	94.6	94.9	95.4	95.9	96.6	97.2	96.9	97.5
Grammar	99.4	99.8	99.9	99.8	99.8	99.7	99.9	99.6	99.8	99.8
Sec Mod	89.7	91.5	91.9	91.7	91.5	93.1	94.5	96.3	96.3	95.4
Independent	99.7	99.8	99.7	99.8	99.6	99.7	99.6	99.8	99.8	99.9
Sixth Form	97.6	98.4	98.2	100.0	94.7	100.0	100.0	94.1	93.8	91.7
FE/Tertiary	84.4	89.0	87.6	93.8	98.7	100.0	95.7	100.0	96.2	98.1
Academy	.	.	.	.	.	.	93.3	94.0	98.1	98.4
Other	98.3	96.4	92.7	93.4	85.9	89.1	92.1	93.8	95.9	94.9

*Cumulative Numbers*

School type	2003	2004	2005	2006	2007	2008	2009	2010	2011	2012
Comprehensive	37893	41601	43351	45417	45948	44986	39248	36964	27508	23848
Grammar	3419	3745	3883	3994	4046	4137	4046	3923	2635	2601
Sec Mod	2091	2384	2415	2275	2350	2325	1965	1862	1360	1179
Independent	4948	5310	5709	5942	6163	5896	5651	5786	5581	5540
Sixth Form	41	61	55	47	18	13	10	16	15	11
FE/Tertiary	151	186	113	121	75	26	44	55	25	51
Academy	.	.	.	.	.	.	867	1218	9725	12071
Other	229	189	227	142	152	303	129	197	284	278

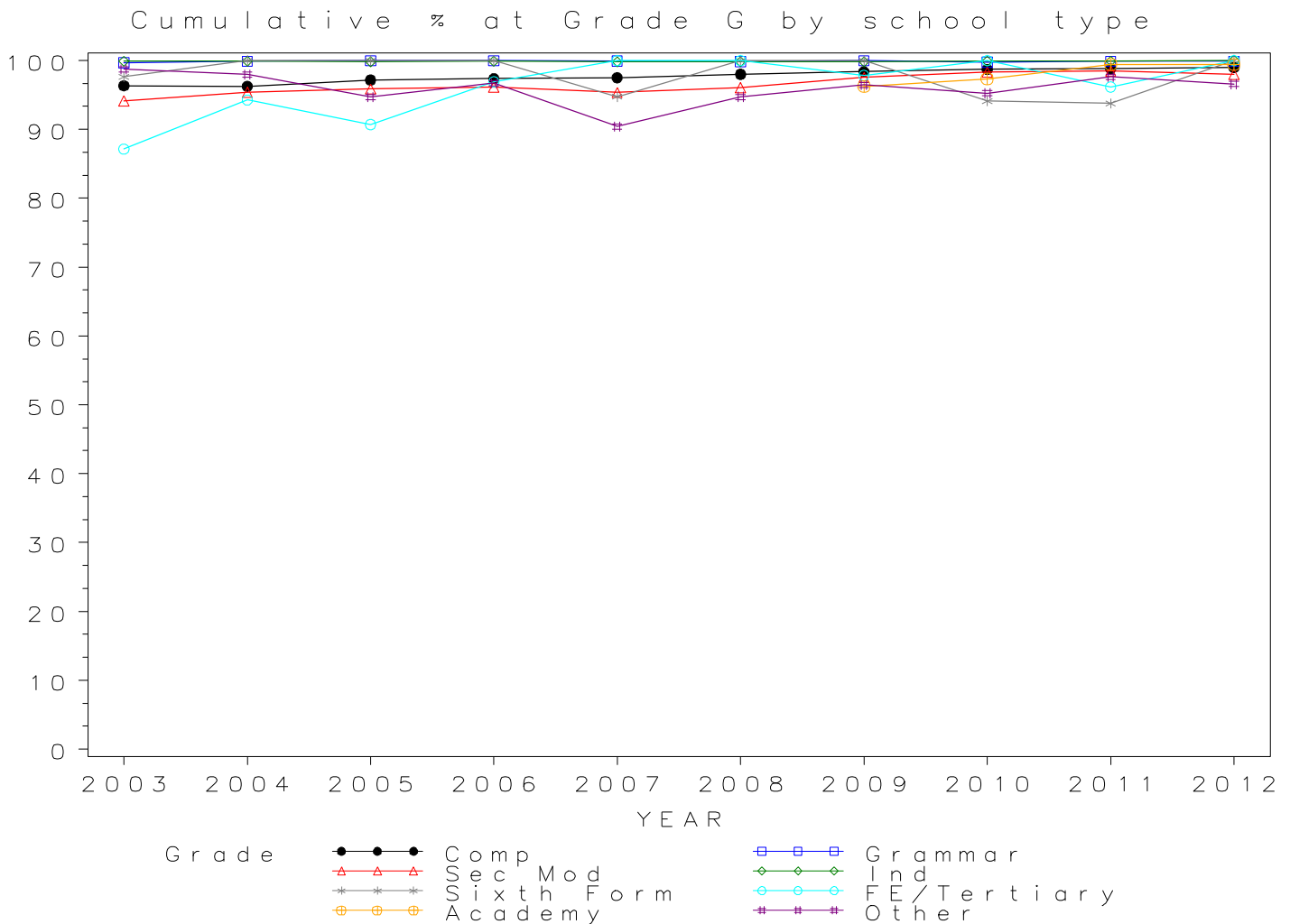


*GCSE MUSIC Grade G by school type 2003- 2012  
Cumulative Percentages*

School type	2003	2004	2005	2006	2007	2008	2009	2010	2011	2012
Comprehensive	96.3	96.2	97.2	97.3	97.5	98.0	98.4	98.7	98.8	99.0
Grammar	99.7	99.9	100.0	100.0	99.9	99.8	100.0	99.7	99.9	99.9
Sec Mod	94.1	95.4	95.9	96.2	95.4	96.1	97.5	98.3	98.5	98.0
Independent	99.9	99.9	99.8	99.9	99.8	99.8	99.8	99.9	99.9	100.0
Sixth Form	97.6	100.0	100.0	100.0	94.7	100.0	100.0	94.1	93.8	100.0
FE/Tertiary	87.2	94.3	90.7	96.9	100.0	100.0	97.8	100.0	96.2	100.0
Academy	.	.	.	.	.	.	96.2	97.3	99.4	99.4
Other	98.7	98.0	94.7	96.7	90.4	94.7	96.4	95.2	97.6	96.6

*Cumulative Numbers*

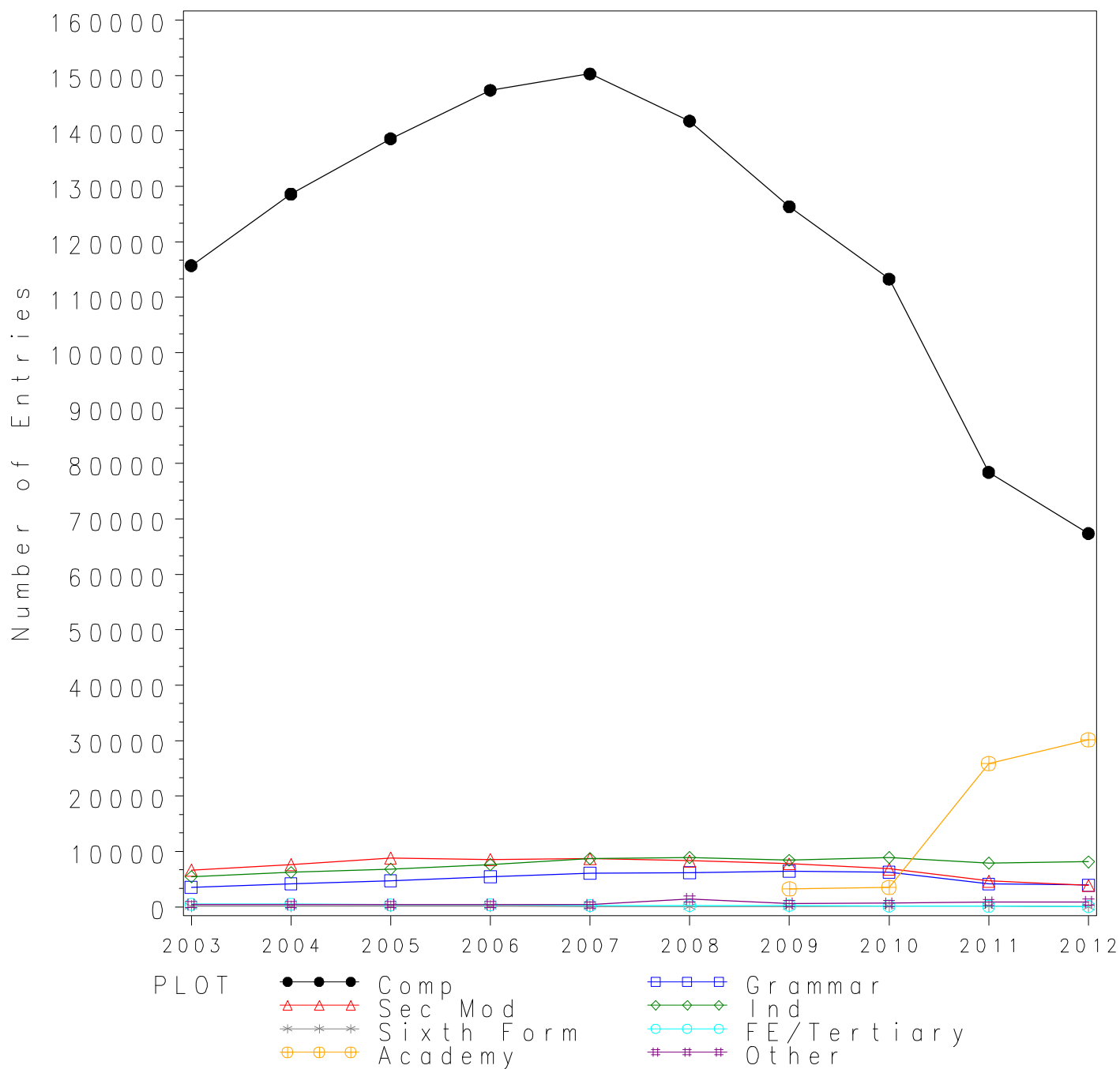
School type	2003	2004	2005	2006	2007	2008	2009	2010	2011	2012
Comprehensive	39270	42942	44538	46606	46974	45949	39984	37552	28044	24218
Grammar	3430	3750	3885	4001	4051	4142	4049	3928	2637	2603
Sec Mod	2195	2485	2519	2385	2448	2400	2029	1900	1391	1211
Independent	4958	5316	5715	5948	6176	5902	5663	5792	5586	5546
Sixth Form	41	62	56	47	18	13	10	16	15	12
FE/Tertiary	156	197	117	125	76	26	45	55	25	52
Academy	.	.	.	.	.	.	894	1261	9854	12193
Other	230	192	232	147	160	322	135	200	289	283



*Numbers of GCSE entries in PE/SPORT by school type 2003- 2012*

School type	2003	2004	2005	2006	2007	2008	2009	2010	2011	2012
Comprehensive	115697	128599	138588	147329	150293	141788	126341	113269	78415	67358
Grammar	3555	4200	4745	5454	6070	6191	6461	6268	4129	3932
Sec Mod	6630	7664	8837	8549	8693	8314	7778	6855	4662	3873
Independent	5468	6234	6804	7656	8723	8892	8419	8932	7900	8128
Sixth Form	147	126	133	135	79	63	62	130	132	33
FE/Tertiary	469	475	377	395	259	265	274	171	127	71
Academy	.	.	.	.	.	.	3262	3498	25845	30182
Other	438	423	454	423	383	1417	622	649	828	915

GCSE PE/SPORT Entries by school type 2003–2012



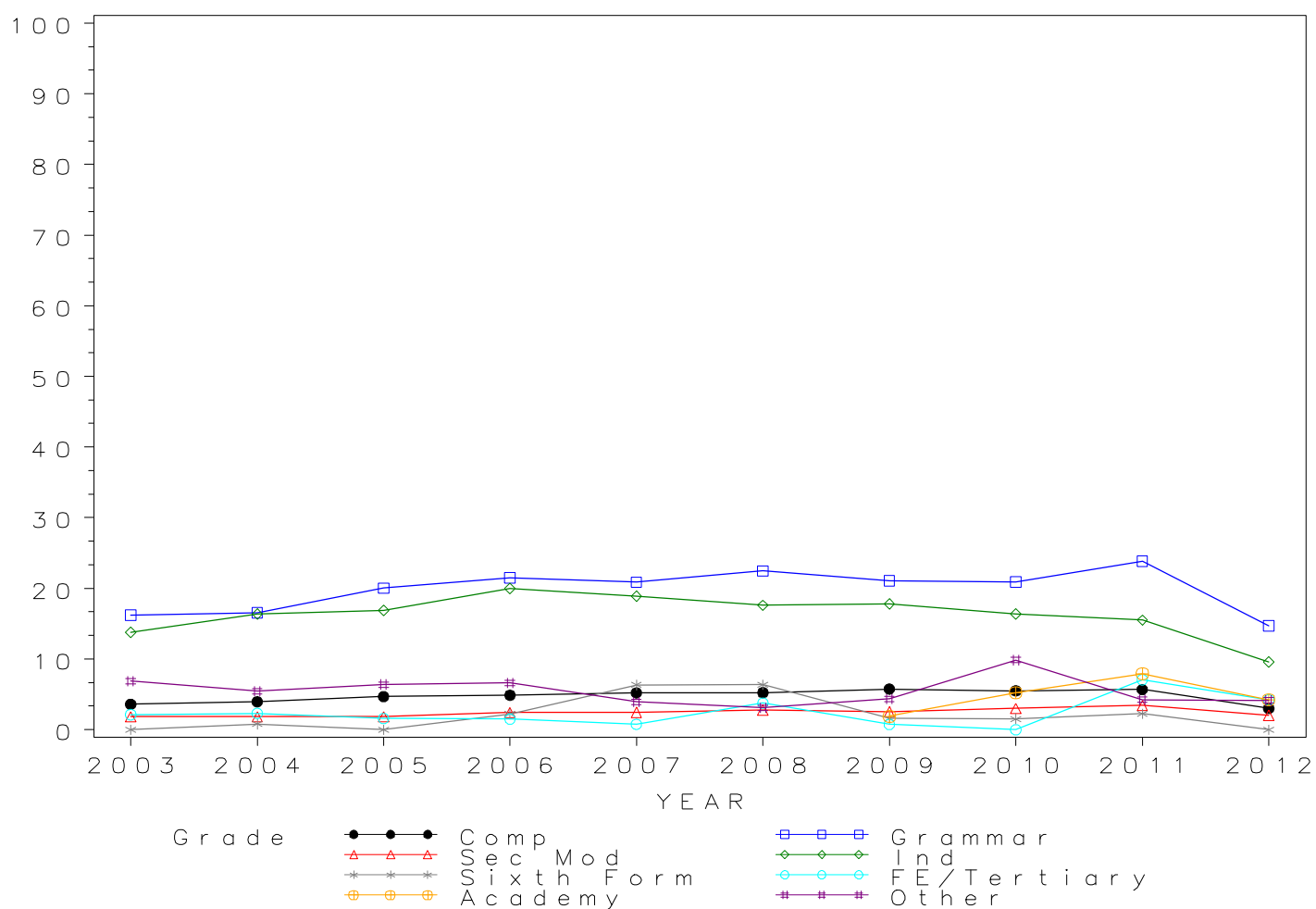
*GCSE PE/SPORT Grade A\* by school type 2003- 2012  
Cumulative Percentages*

School type	2003	2004	2005	2006	2007	2008	2009	2010	2011	2012
Comprehensive	3.6	4.0	4.7	4.9	5.2	5.2	5.8	5.5	5.7	3.0
Grammar	16.2	16.5	20.0	21.5	20.9	22.5	21.1	20.9	23.9	14.7
Sec Mod	1.8	1.8	1.9	2.4	2.5	2.8	2.5	3.0	3.4	2.1
Independent	13.8	16.4	16.9	20.0	18.9	17.6	17.8	16.4	15.5	9.6
Sixth Form	0.0	0.8	0.0	2.2	6.3	6.3	1.6	1.5	2.3	0.0
FE/Tertiary	2.1	2.3	1.6	1.5	0.8	3.8	0.7	0.0	7.1	4.2
Academy	.	.	.	.	.	.	1.9	5.2	7.9	4.2
Other	6.8	5.4	6.4	6.6	3.9	3.1	4.3	9.9	4.2	4.2

*Cumulative Numbers*

School type	2003	2004	2005	2006	2007	2008	2009	2010	2011	2012
Comprehensive	4161	5089	6514	7196	7840	7441	7271	6229	4458	2017
Grammar	577	695	951	1174	1268	1391	1362	1310	985	579
Sec Mod	122	140	164	208	215	233	198	206	160	80
Independent	755	1022	1150	1531	1649	1565	1499	1465	1225	780
Sixth Form	0	1	0	3	5	4	1	2	3	0
FE/Tertiary	10	11	6	6	2	10	2	0	9	3
Academy	.	.	.	.	.	.	62	182	2042	1268
Other	30	23	29	28	15	44	27	64	35	38

Cumulative % at Grade A\* by school type



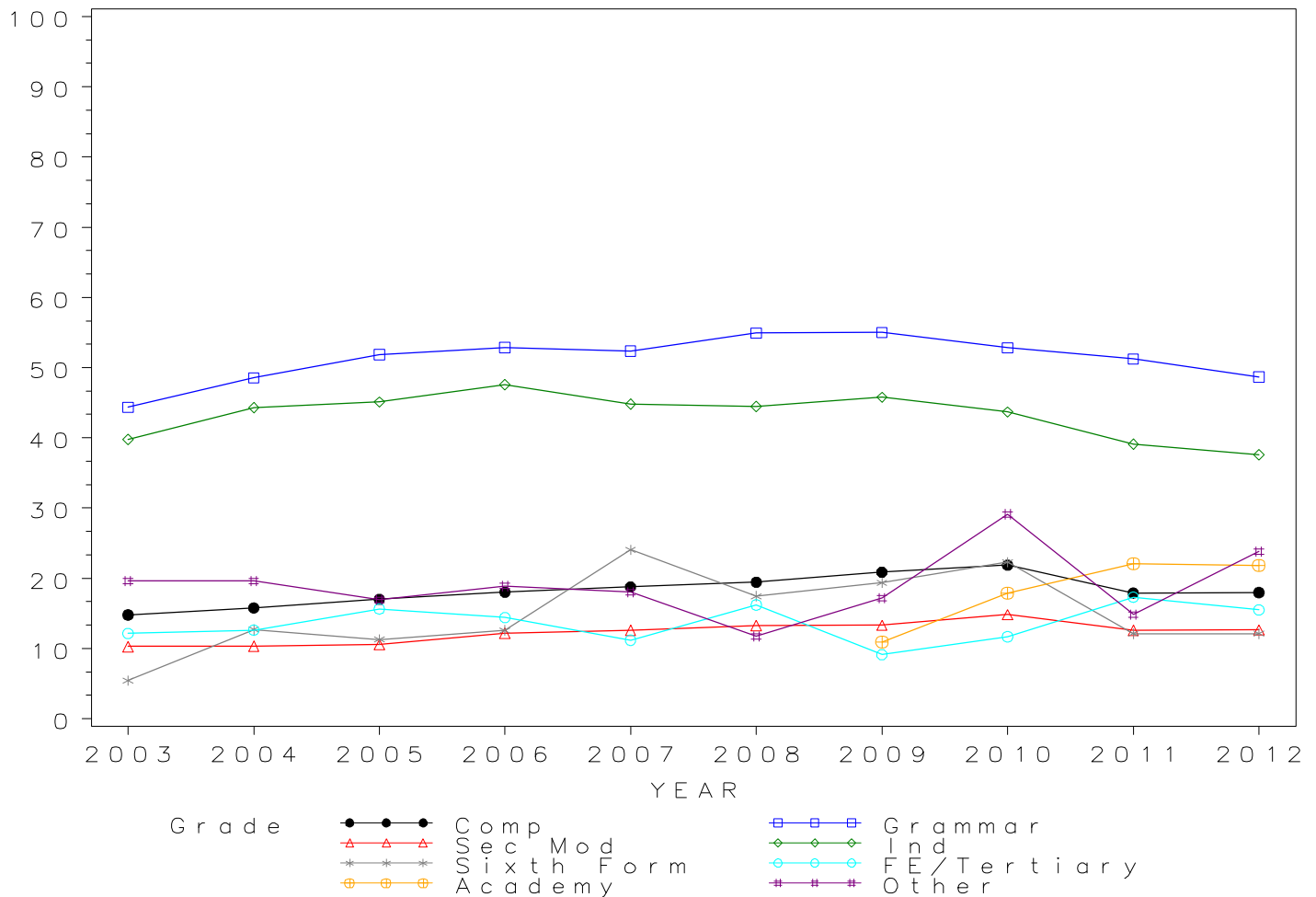
*GCSE PE/SPORT Grade A by school type 2003- 2012  
Cumulative Percentages*

School type	2003	2004	2005	2006	2007	2008	2009	2010	2011	2012
Comprehensive	14.8	15.8	17.0	18.0	18.8	19.4	20.9	21.9	17.9	18.0
Grammar	44.4	48.5	51.9	52.9	52.4	54.9	55.0	52.8	51.2	48.7
Sec Mod	10.3	10.3	10.6	12.2	12.6	13.3	13.3	14.8	12.6	12.7
Independent	39.8	44.3	45.1	47.6	44.8	44.5	45.8	43.7	39.1	37.6
Sixth Form	5.4	12.7	11.3	12.6	24.1	17.5	19.4	22.3	12.1	12.1
FE/Tertiary	12.2	12.6	15.6	14.4	11.2	16.2	9.1	11.7	17.3	15.5
Academy	.	.	.	.	.	.	10.9	17.9	22.1	21.8
Other	19.6	19.6	17.0	18.9	18.0	11.7	17.2	29.1	14.9	23.8

*Cumulative Numbers*

School type	2003	2004	2005	2006	2007	2008	2009	2010	2011	2012
Comprehensive	17114	20298	23558	26576	28238	27571	26384	24770	14048	12111
Grammar	1577	2039	2461	2884	3178	3400	3555	3312	2116	1914
Sec Mod	682	793	934	1044	1095	1105	1036	1016	589	490
Independent	2176	2762	3069	3644	3908	3957	3856	3903	3089	3056
Sixth Form	8	16	15	17	19	11	12	29	16	4
FE/Tertiary	57	60	59	57	29	43	25	20	22	11
Academy	.	.	.	.	.	.	356	626	5712	6580
Other	86	83	77	80	69	166	107	189	123	218

Cumulative % at Grade A by school type



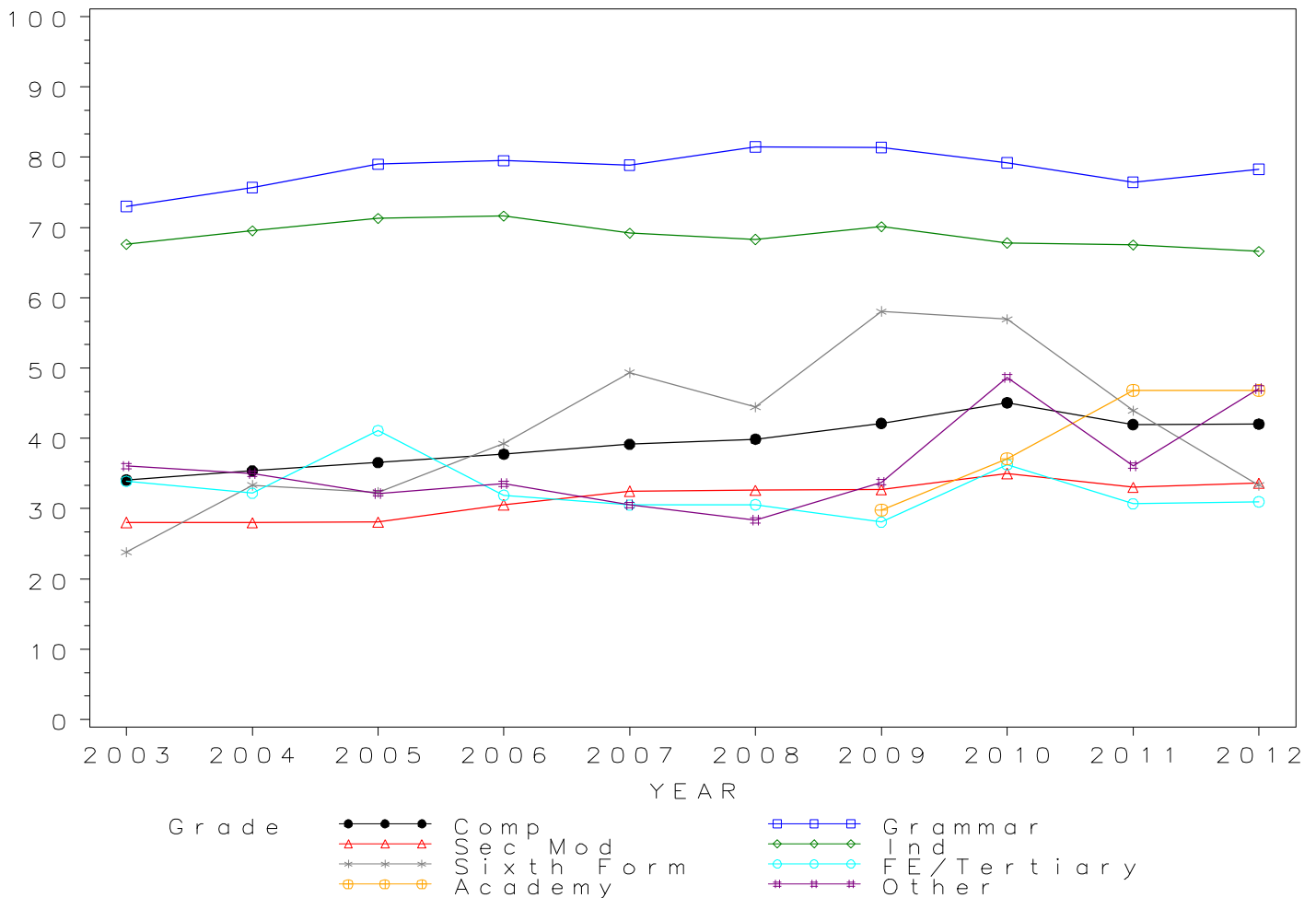
*GCSE PE/SPORT Grade B by school type 2003- 2012  
Cumulative Percentages*

School type	2003	2004	2005	2006	2007	2008	2009	2010	2011	2012
Comprehensive	34.1	35.4	36.6	37.8	39.2	39.9	42.1	45.1	42.0	42.0
Grammar	73.0	75.7	79.0	79.5	78.9	81.5	81.4	79.2	76.5	78.3
Sec Mod	28.1	28.0	28.1	30.6	32.5	32.6	32.7	35.0	33.1	33.6
Independent	67.6	69.5	71.3	71.6	69.2	68.3	70.1	67.8	67.5	66.6
Sixth Form	23.8	33.3	32.3	39.3	49.4	44.4	58.1	56.9	43.9	33.3
FE/Tertiary	33.9	32.2	41.1	31.9	30.5	30.6	28.1	36.3	30.7	31.0
Academy	.	.	.	.	.	.	29.8	37.1	46.8	46.8
Other	36.1	35.0	32.2	33.6	30.5	28.4	33.8	48.7	36.1	47.1

*Cumulative Numbers*

School type	2003	2004	2005	2006	2007	2008	2009	2010	2011	2012
Comprehensive	39430	45520	50676	55636	58841	56555	53227	51063	32911	28316
Grammar	2595	3179	3748	4336	4788	5044	5258	4965	3157	3079
Sec Mod	1860	2146	2483	2612	2825	2711	2543	2399	1541	1303
Independent	3696	4333	4851	5482	6036	6073	5902	6056	5333	5413
Sixth Form	35	42	43	53	39	28	36	74	58	11
FE/Tertiary	159	153	155	126	79	81	77	62	39	22
Academy	.	.	.	.	.	.	972	1298	12095	14125
Other	158	148	146	142	117	402	210	316	299	431

Cumulative % at Grade B by school type



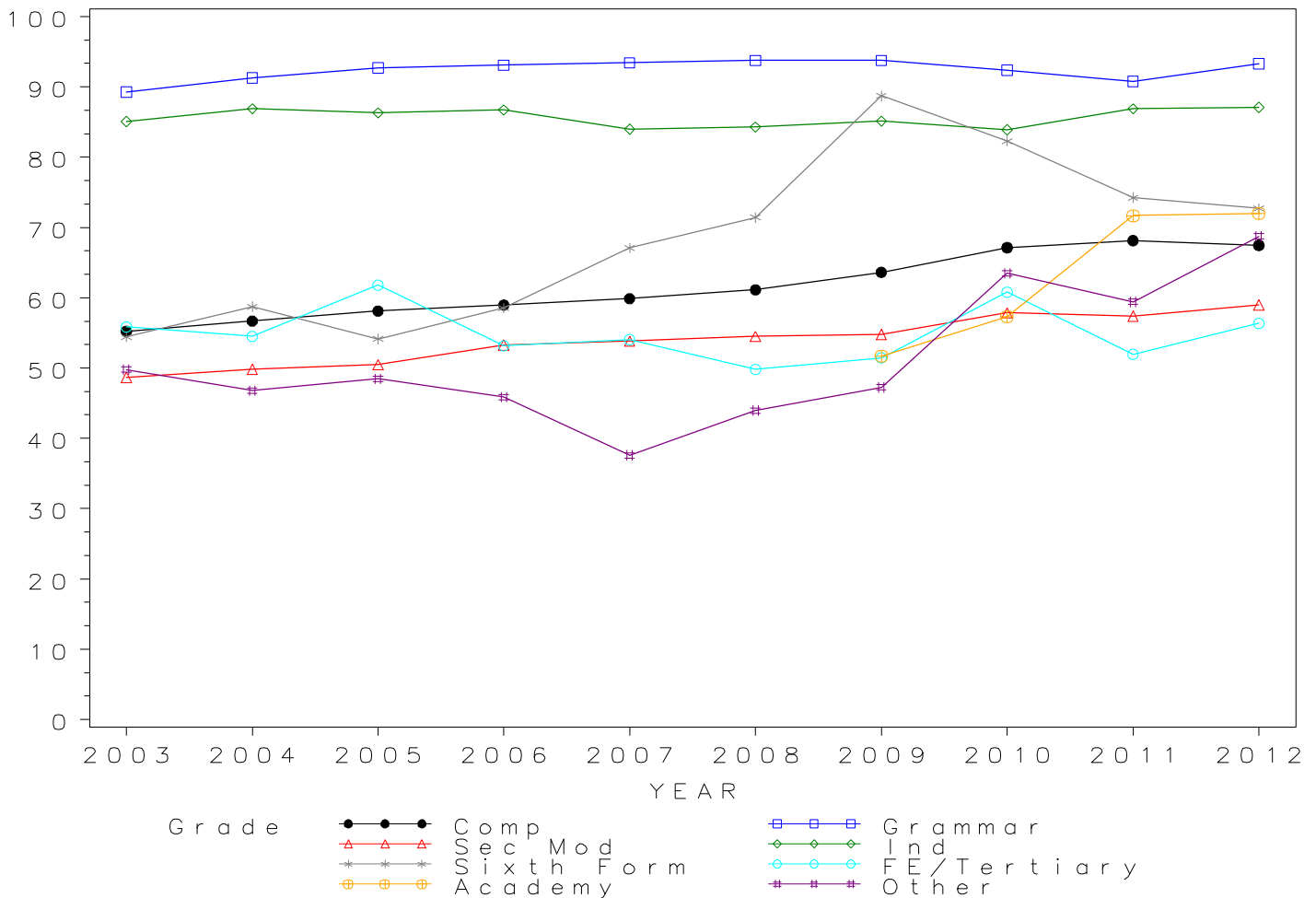
*GCSE PE/SPORT Grade C by school type 2003- 2012  
Cumulative Percentages*

School type	2003	2004	2005	2006	2007	2008	2009	2010	2011	2012
Comprehensive	55.2	56.7	58.1	59.0	59.9	61.1	63.6	67.1	68.1	67.5
Grammar	89.3	91.3	92.7	93.1	93.4	93.8	93.8	92.4	90.8	93.3
Sec Mod	48.7	49.8	50.5	53.3	53.8	54.5	54.8	57.9	57.4	59.0
Independent	85.1	86.9	86.3	86.7	84.0	84.3	85.1	83.9	86.9	87.1
Sixth Form	54.4	58.7	54.1	58.5	67.1	71.4	88.7	82.3	74.2	72.7
FE/Tertiary	55.9	54.5	61.8	53.2	54.1	49.8	51.5	60.8	52.0	56.3
Academy	.	.	.	.	.	.	51.7	57.3	71.7	72.0
Other	49.8	46.8	48.5	45.9	37.6	44.0	47.3	63.5	59.4	68.7

*Cumulative Numbers*

School type	2003	2004	2005	2006	2007	2008	2009	2010	2011	2012
Comprehensive	63901	72893	80548	86888	90017	86700	80380	76046	53424	45439
Grammar	3174	3834	4399	5078	5672	5805	6058	5790	3748	3668
Sec Mod	3227	3820	4462	4557	4679	4531	4264	3966	2676	2285
Independent	4653	5417	5872	6638	7327	7496	7165	7494	6865	7079
Sixth Form	80	74	72	79	53	45	55	107	98	24
FE/Tertiary	262	259	233	210	140	132	141	104	66	40
Academy	.	.	.	.	.	.	1686	2004	18531	21731
Other	218	198	220	194	144	623	294	412	492	629

Cumulative % at Grade C by school type



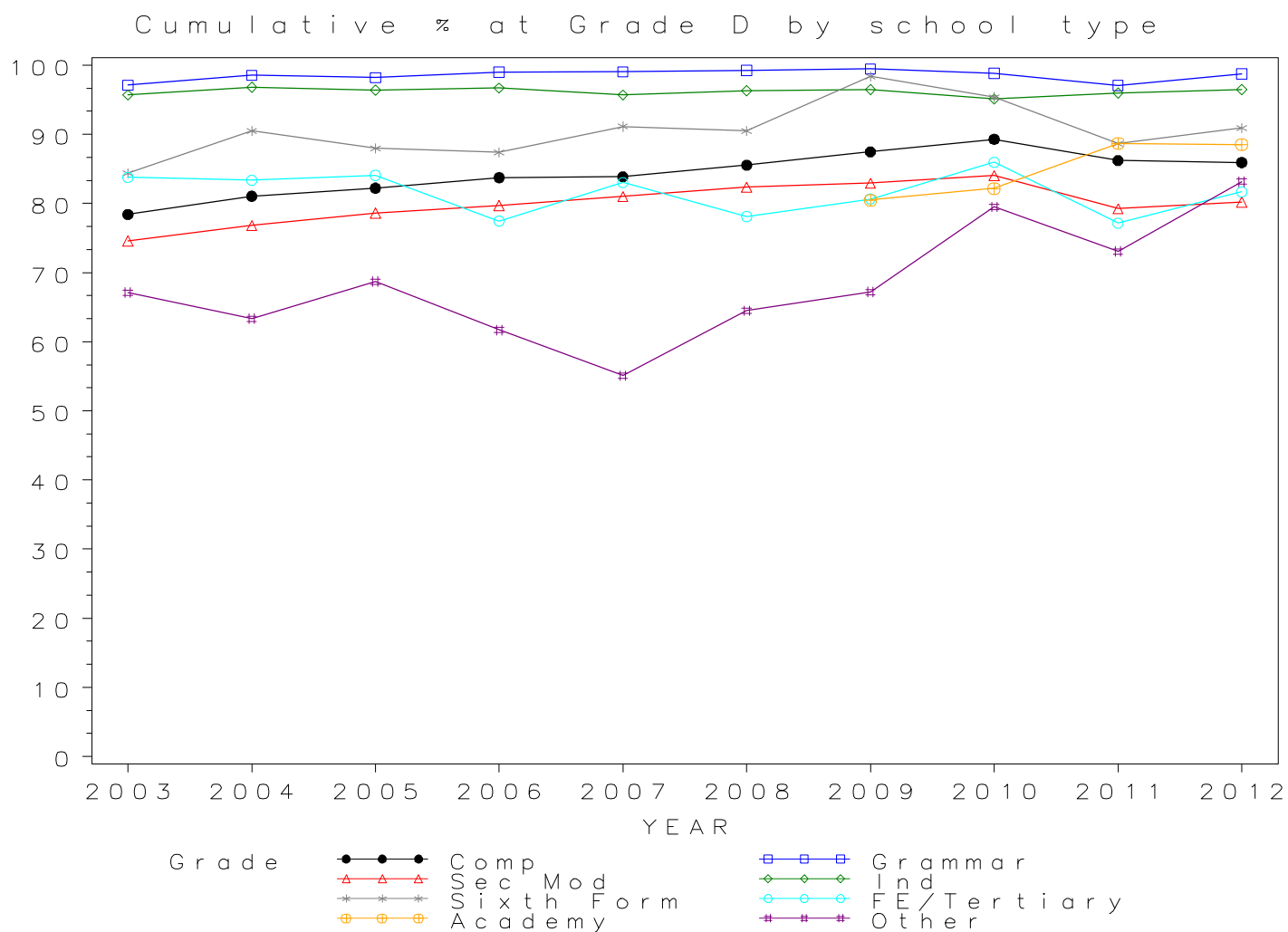


## GCSE PE/SPORT Grade D by school type 2003- 2012 Cumulative Percentages

School type	2003	2004	2005	2006	2007	2008	2009	2010	2011	2012
Comprehensive	78.4	81.1	82.2	83.7	83.9	85.5	87.5	89.3	86.2	85.9
Grammar	97.1	98.5	98.2	99.0	99.0	99.2	99.5	98.8	97.1	98.8
Sec Mod	74.6	76.8	78.6	79.7	81.0	82.4	83.0	84.0	79.3	80.2
Independent	95.7	96.8	96.4	96.7	95.7	96.3	96.5	95.1	96.0	96.5
Sixth Form	84.4	90.5	88.0	87.4	91.1	90.5	98.4	95.4	88.6	90.9
FE/Tertiary	83.8	83.4	84.1	77.5	83.0	78.1	80.7	86.0	77.2	81.7
Academy	.	.	.	.	.	.	80.5	82.2	88.7	88.5
Other	67.1	63.4	68.7	61.7	55.1	64.5	67.2	79.5	73.1	83.2

### Cumulative Numbers

School type	2003	2004	2005	2006	2007	2008	2009	2010	2011	2012
Comprehensive	90736	104234	113947	123387	126022	121283	110506	101135	67597	57881
Grammar	3452	4138	4660	5399	6011	6144	6427	6195	4009	3883
Sec Mod	4946	5886	6948	6816	7041	6848	6452	5760	3695	3107
Independent	5233	6035	6559	7403	8348	8563	8124	8494	7584	7844
Sixth Form	124	114	117	118	72	57	61	124	117	30
FE/Tertiary	393	396	317	306	215	207	221	147	98	58
Academy	.	.	.	.	.	.	2626	2875	22925	26711
Other	294	268	312	261	211	914	418	516	605	761

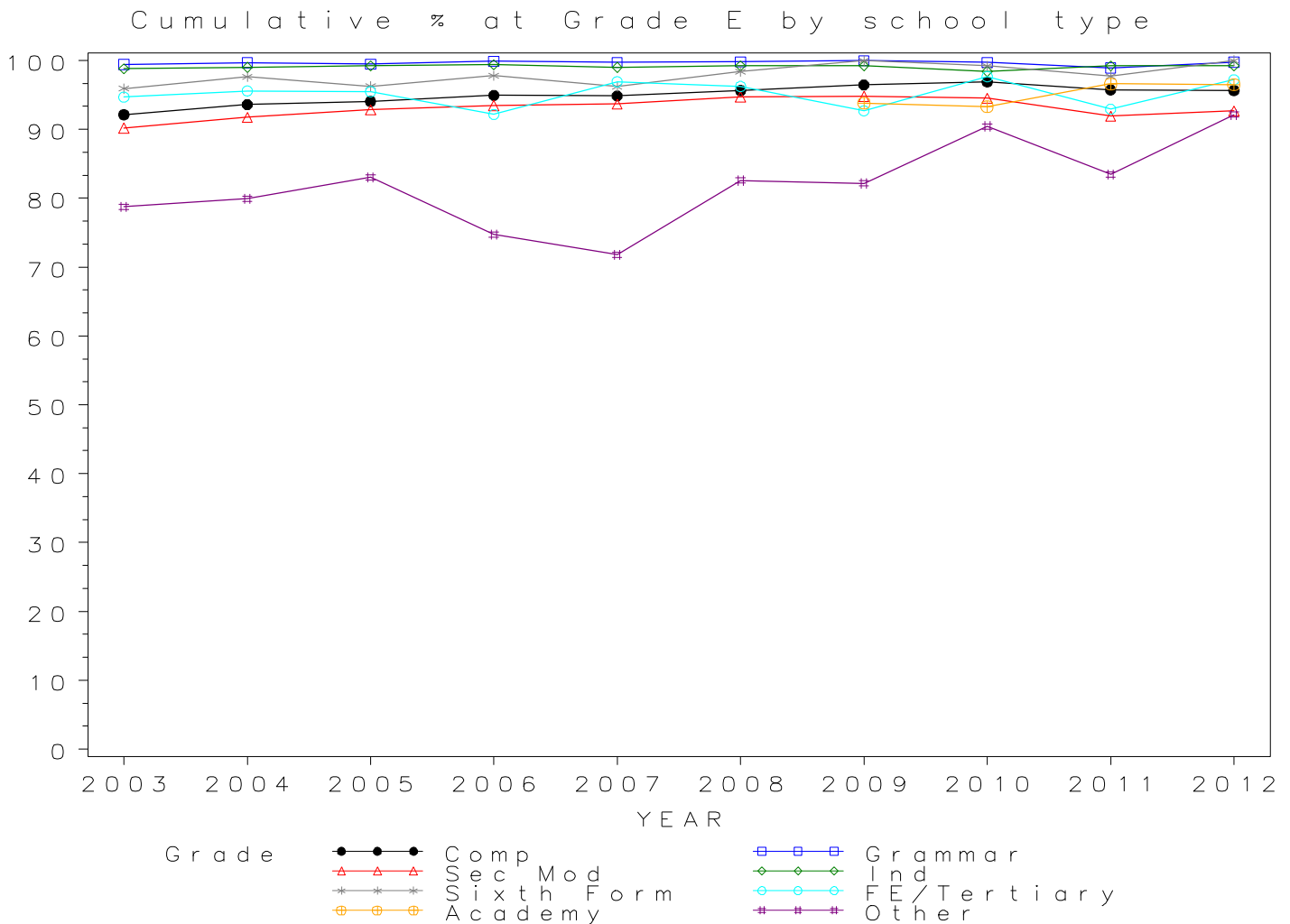


*GCSE PE/SPORT Grade E by school type 2003- 2012  
Cumulative Percentages*

School type	2003	2004	2005	2006	2007	2008	2009	2010	2011	2012
Comprehensive	92.1	93.6	94.1	94.9	94.9	95.6	96.4	96.9	95.7	95.6
Grammar	99.4	99.7	99.5	99.9	99.7	99.8	100.0	99.7	98.9	99.8
Sec Mod	90.2	91.7	92.8	93.4	93.7	94.7	94.8	94.5	91.9	92.7
Independent	98.8	99.0	99.2	99.4	99.0	99.2	99.2	98.4	99.2	99.2
Sixth Form	95.9	97.6	96.2	97.8	96.2	98.4	100.0	99.2	97.7	100.0
FE/Tertiary	94.7	95.6	95.5	92.2	96.9	96.2	92.7	97.7	92.9	97.2
Academy	.	.	.	.	.	.	93.8	93.3	96.6	96.5
Other	78.8	79.9	83.0	74.7	71.8	82.6	82.2	90.4	83.5	92.1

*Cumulative Numbers*

School type	2003	2004	2005	2006	2007	2008	2009	2010	2011	2012
Comprehensive	106595	120347	130348	139852	142571	135613	121851	109750	75067	64424
Grammar	3534	4187	4719	5447	6053	6179	6458	6251	4085	3923
Sec Mod	5979	7031	8203	7989	8143	7876	7373	6478	4285	3589
Independent	5402	6172	6750	7610	8636	8821	8352	8789	7837	8063
Sixth Form	141	123	128	132	76	62	62	129	129	33
FE/Tertiary	444	454	360	364	251	255	254	167	118	69
Academy	.	.	.	.	.	.	3060	3264	24966	29126
Other	345	338	377	316	275	1170	511	587	691	843

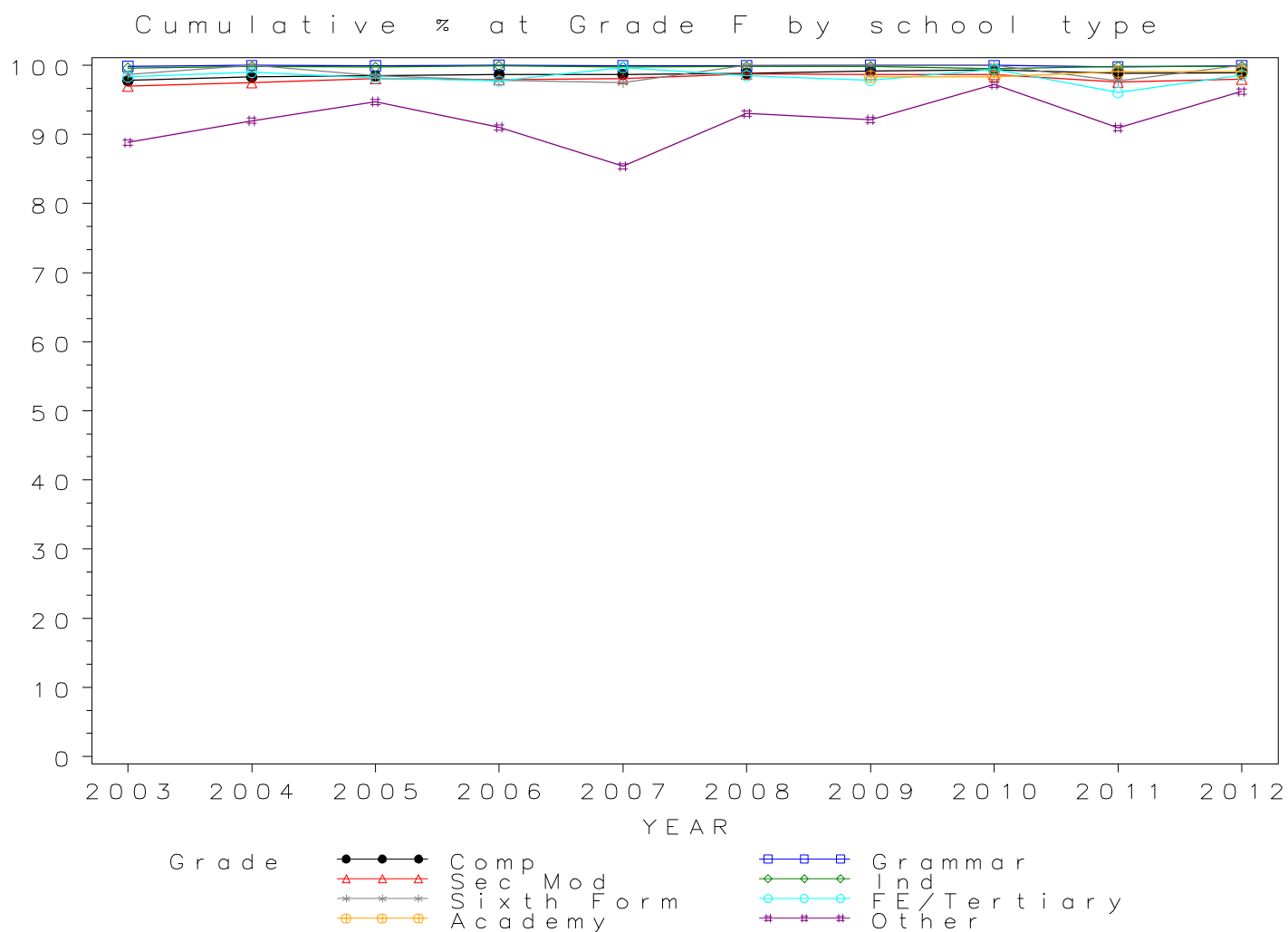


*GCSE PE/SPORT Grade F by school type 2003- 2012  
Cumulative Percentages*

School type	2003	2004	2005	2006	2007	2008	2009	2010	2011	2012
Comprehensive	97.8	98.3	98.4	98.7	98.7	98.8	99.2	99.3	98.8	98.9
Grammar	99.9	100.0	99.9	100.0	99.9	99.9	100.0	100.0	99.8	99.9
Sec Mod	96.9	97.5	98.1	97.9	98.0	98.7	98.7	98.7	97.6	98.0
Independent	99.6	99.8	99.7	99.9	99.7	99.8	99.8	99.5	99.8	99.8
Sixth Form	98.6	100.0	98.5	97.8	97.5	100.0	100.0	100.0	97.7	100.0
FE/Tertiary	98.3	98.9	98.1	97.7	99.6	98.5	97.8	99.4	96.1	98.6
Academy	.	.	.	.	.	.	98.3	98.3	99.1	99.1
Other	88.8	92.0	94.7	91.0	85.4	93.0	92.1	97.2	90.9	96.2

*Cumulative Numbers*

School type	2003	2004	2005	2006	2007	2008	2009	2010	2011	2012
Comprehensive	113115	126393	136429	145349	148298	140133	125273	112498	77486	66638
Grammar	3550	4198	4741	5454	6065	6187	6461	6265	4119	3929
Sec Mod	6427	7472	8669	8372	8521	8207	7673	6765	4549	3794
Independent	5446	6222	6784	7648	8697	8874	8402	8887	7884	8112
Sixth Form	145	126	131	132	77	63	62	130	129	33
FE/Tertiary	461	470	370	386	258	261	268	170	122	70
Academy	.	.	.	.	.	.	3207	3439	25612	29910
Other	389	389	430	385	327	1318	573	631	753	880



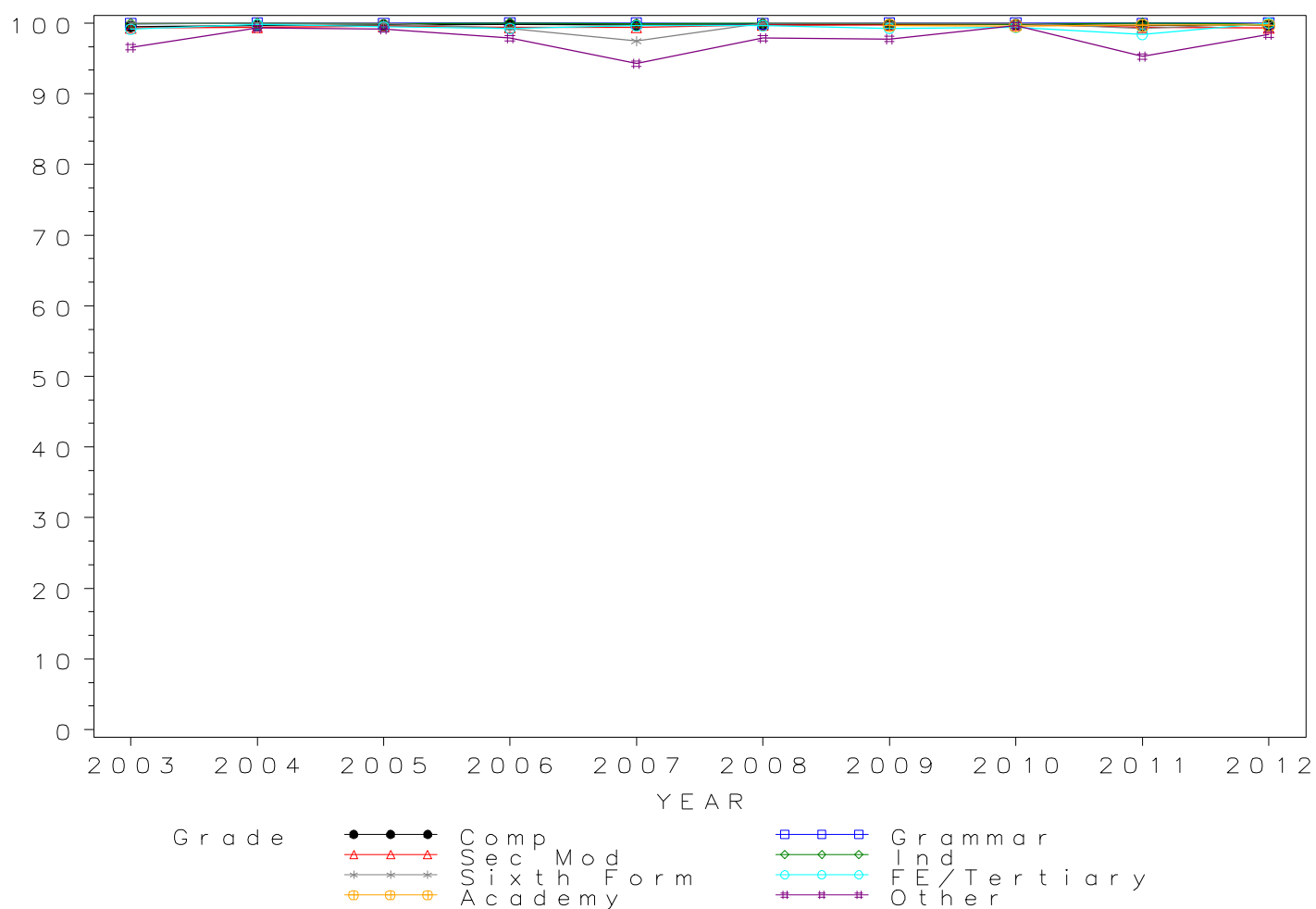
*GCSE PE/SPORT Grade G by school type 2003- 2012  
Cumulative Percentages*

School type	2003	2004	2005	2006	2007	2008	2009	2010	2011	2012
Comprehensive	99.5	99.6	99.7	99.8	99.7	99.7	99.8	99.8	99.6	99.7
Grammar	99.9	100.0	100.0	100.0	100.0	99.9	100.0	100.0	100.0	100.0
Sec Mod	99.3	99.4	99.6	99.4	99.4	99.7	99.7	99.8	99.4	99.3
Independent	99.9	100.0	99.9	100.0	99.9	100.0	99.9	99.8	100.0	99.9
Sixth Form	100.0	100.0	100.0	99.3	97.5	100.0	100.0	100.0	99.2	100.0
FE/Tertiary	99.1	99.8	99.5	99.2	99.6	99.6	99.3	99.4	98.4	100.0
Academy	.	.	.	.	.	.	99.7	99.6	99.7	99.7
Other	96.6	99.3	99.1	97.9	94.3	97.9	97.7	99.7	95.3	98.4

*Cumulative Numbers*

School type	2003	2004	2005	2006	2007	2008	2009	2010	2011	2012
Comprehensive	115150	128122	138172	147035	149864	141385	126089	113064	78125	67166
Grammar	3553	4200	4743	5454	6070	6187	6461	6268	4128	3932
Sec Mod	6583	7619	8801	8498	8641	8289	7755	6840	4635	3847
Independent	5463	6234	6797	7656	8714	8892	8411	8914	7900	8120
Sixth Form	147	126	133	134	77	63	62	130	131	33
FE/Tertiary	465	474	375	392	258	264	272	170	125	71
Academy	.	.	.	.	.	.	3252	3484	25767	30091
Other	423	420	450	414	361	1387	608	647	789	900

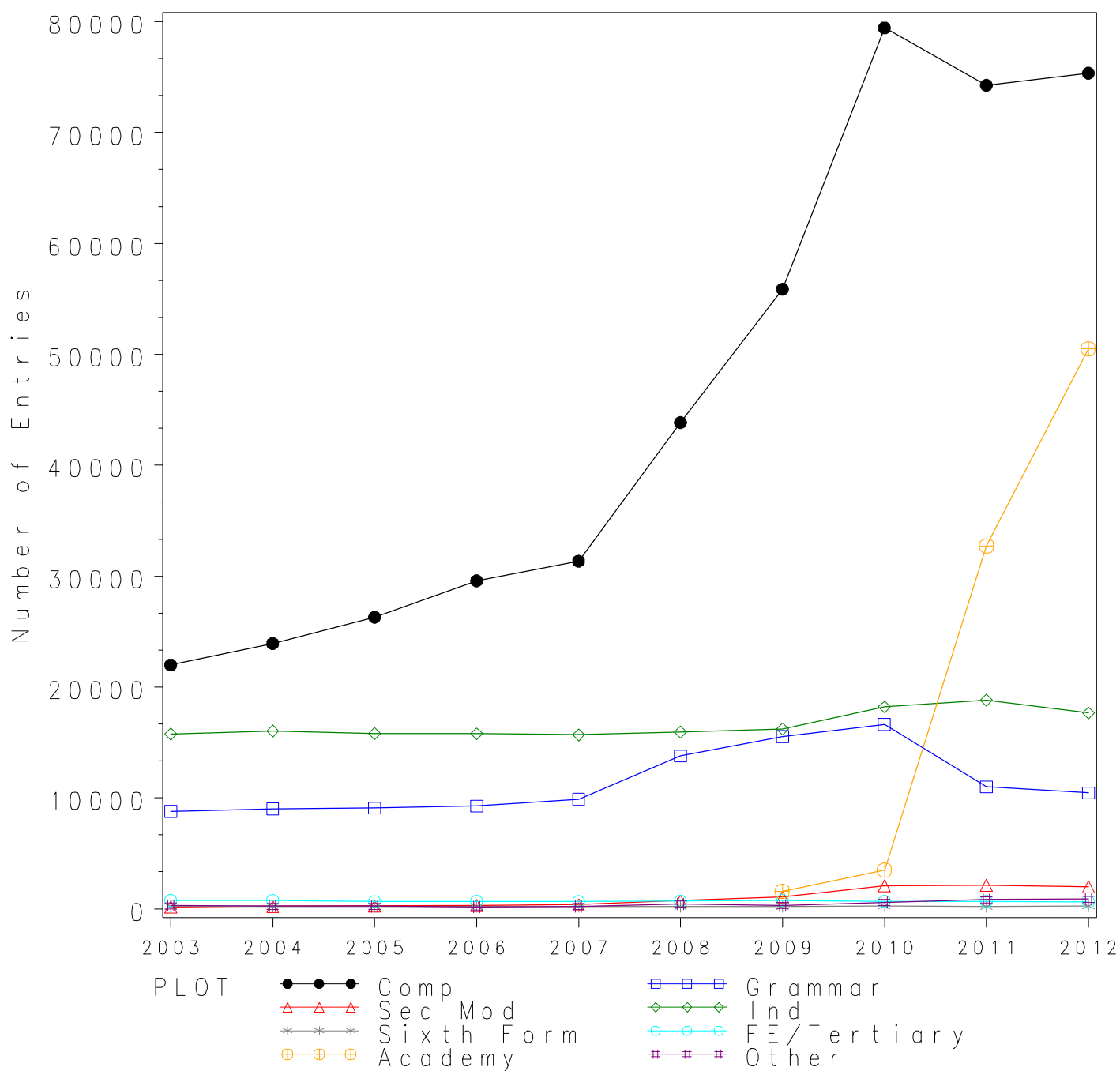
Cumulative % at Grade G by school type



*Numbers of GCSE entries in PHYSICS by school type 2003- 2012*

School type	2003	2004	2005	2006	2007	2008	2009	2010	2011	2012
Comprehensive	21991	23925	26304	29580	31353	43852	55878	79438	74261	75366
Grammar	8785	9017	9089	9269	9893	13778	15527	16631	11003	10457
Sec Mod	185	236	276	316	377	747	1076	2078	2126	1995
Independent	15779	16044	15805	15795	15690	15939	16215	18209	18813	17664
Sixth Form	235	226	201	204	200	224	211	248	205	252
FE/Tertiary	771	758	656	687	665	699	776	681	672	622
Academy	.	.	.	.	.	.	1594	3511	32701	50489
Other	283	240	235	174	217	456	304	590	829	870

GCSE PHYSICS Entries by school type 2003–2012



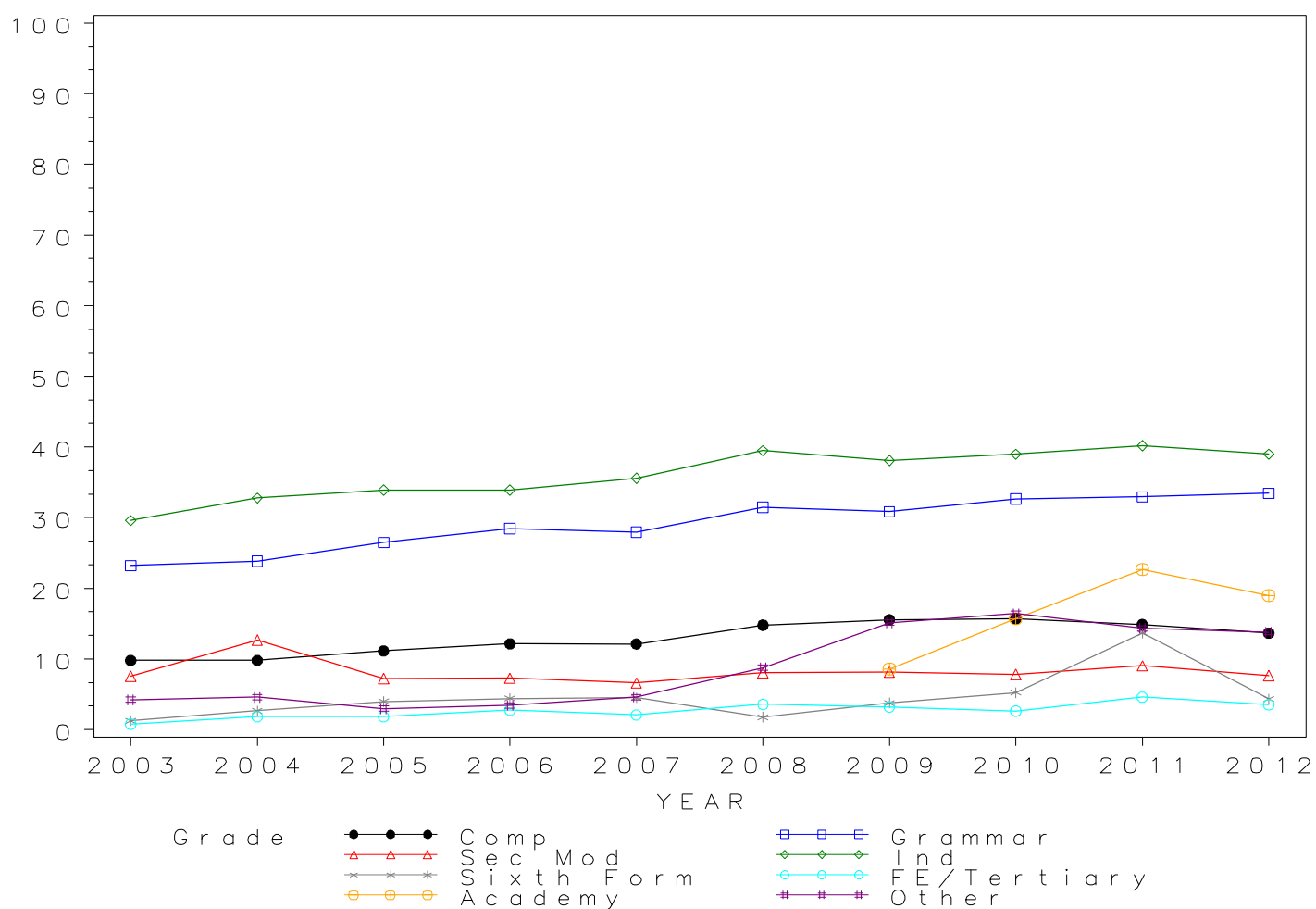
## GCSE PHYSICS Grade A\* by school type 2003-2012 Cumulative Percentages

School type	2003	2004	2005	2006	2007	2008	2009	2010	2011	2012
Comprehensive	9.8	9.8	11.1	12.2	12.1	14.8	15.6	15.7	14.9	13.7
Grammar	23.2	23.9	26.5	28.5	27.9	31.5	30.9	32.6	33.0	33.5
Sec Mod	7.6	12.7	7.2	7.3	6.6	8.0	8.2	7.8	9.0	7.7
Independent	29.6	32.8	33.9	33.9	35.6	39.5	38.1	39.0	40.2	39.0
Sixth Form	1.3	2.7	4.0	4.4	4.5	1.8	3.8	5.2	13.7	4.4
FE/Tertiary	0.8	1.8	1.8	2.8	2.1	3.6	3.2	2.6	4.6	3.5
Academy	.	.	.	.	.	.	8.6	15.7	22.7	19.0
Other	4.2	4.6	3.0	3.4	4.6	8.8	15.1	16.4	14.4	13.8

### Cumulative Numbers

School type	2003	2004	2005	2006	2007	2008	2009	2010	2011	2012
Comprehensive	2152	2348	2928	3600	3803	6485	8695	12491	11042	10289
Grammar	2039	2151	2409	2640	2765	4336	4794	5429	3626	3499
Sec Mod	14	30	20	23	25	60	88	163	192	153
Independent	4671	5262	5358	5355	5586	6296	6178	7102	7563	6889
Sixth Form	3	6	8	9	9	4	8	13	28	11
FE/Tertiary	6	14	12	19	14	25	25	18	31	22
Academy	.	.	.	.	.	.	137	551	7423	9593
Other	12	11	7	6	10	40	46	97	119	120

Cumulative % at Grade A\* by school type



## GCSE PHYSICS Grade A by school type 2003-2012

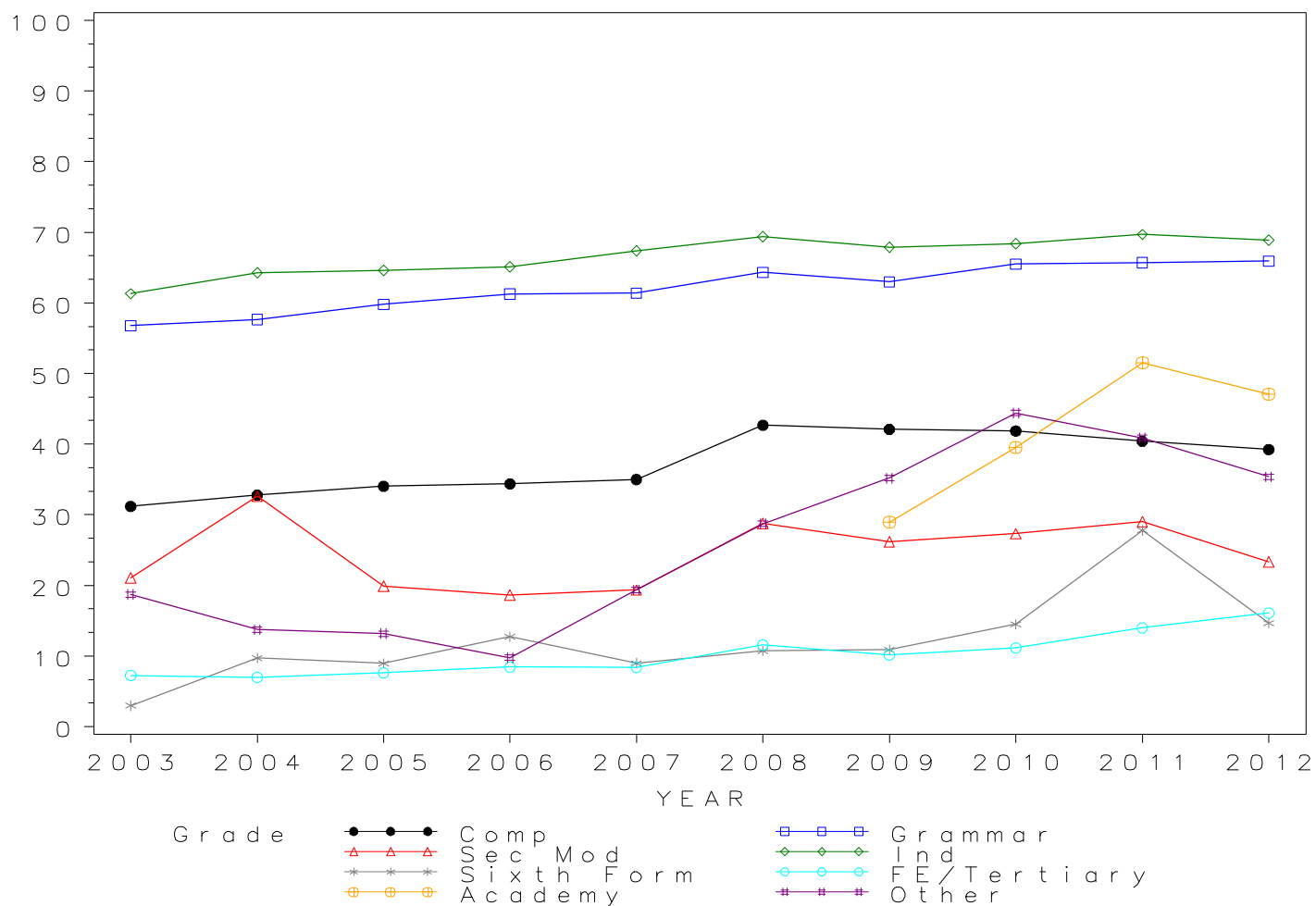
### Cumulative Percentages

School type	2003	2004	2005	2006	2007	2008	2009	2010	2011	2012
Comprehensive	31.2	32.8	34.0	34.4	35.0	42.7	42.1	41.9	40.4	39.2
Grammar	56.8	57.6	59.8	61.2	61.4	64.3	63.0	65.5	65.7	65.9
Sec Mod	21.1	32.6	19.9	18.7	19.4	28.8	26.2	27.3	29.1	23.4
Independent	61.3	64.3	64.6	65.1	67.4	69.4	67.9	68.4	69.7	68.9
Sixth Form	3.0	9.7	9.0	12.7	9.0	10.7	10.9	14.5	27.8	14.7
FE/Tertiary	7.3	7.0	7.6	8.4	8.4	11.6	10.2	11.2	14.0	16.1
Academy	.	.	.	.	.	.	29.0	39.5	51.5	47.1
Other	18.7	13.8	13.2	9.8	19.4	28.7	35.2	44.4	40.9	35.4

### Cumulative Numbers

School type	2003	2004	2005	2006	2007	2008	2009	2010	2011	2012
Comprehensive	6858	7844	8956	10171	10975	18719	23516	33259	30025	29573
Grammar	4988	5197	5436	5677	6072	8865	9782	10893	7230	6891
Sec Mod	39	77	55	59	73	215	282	568	618	466
Independent	9673	10316	10210	10283	10575	11062	11010	12455	13113	12170
Sixth Form	7	22	18	26	18	24	23	36	57	37
FE/Tertiary	56	53	50	58	56	81	79	76	94	100
Academy	.	.	.	.	.	.	462	1387	16841	23780
Other	53	33	31	17	42	131	107	262	339	308

Cumulative % at Grade A by school type



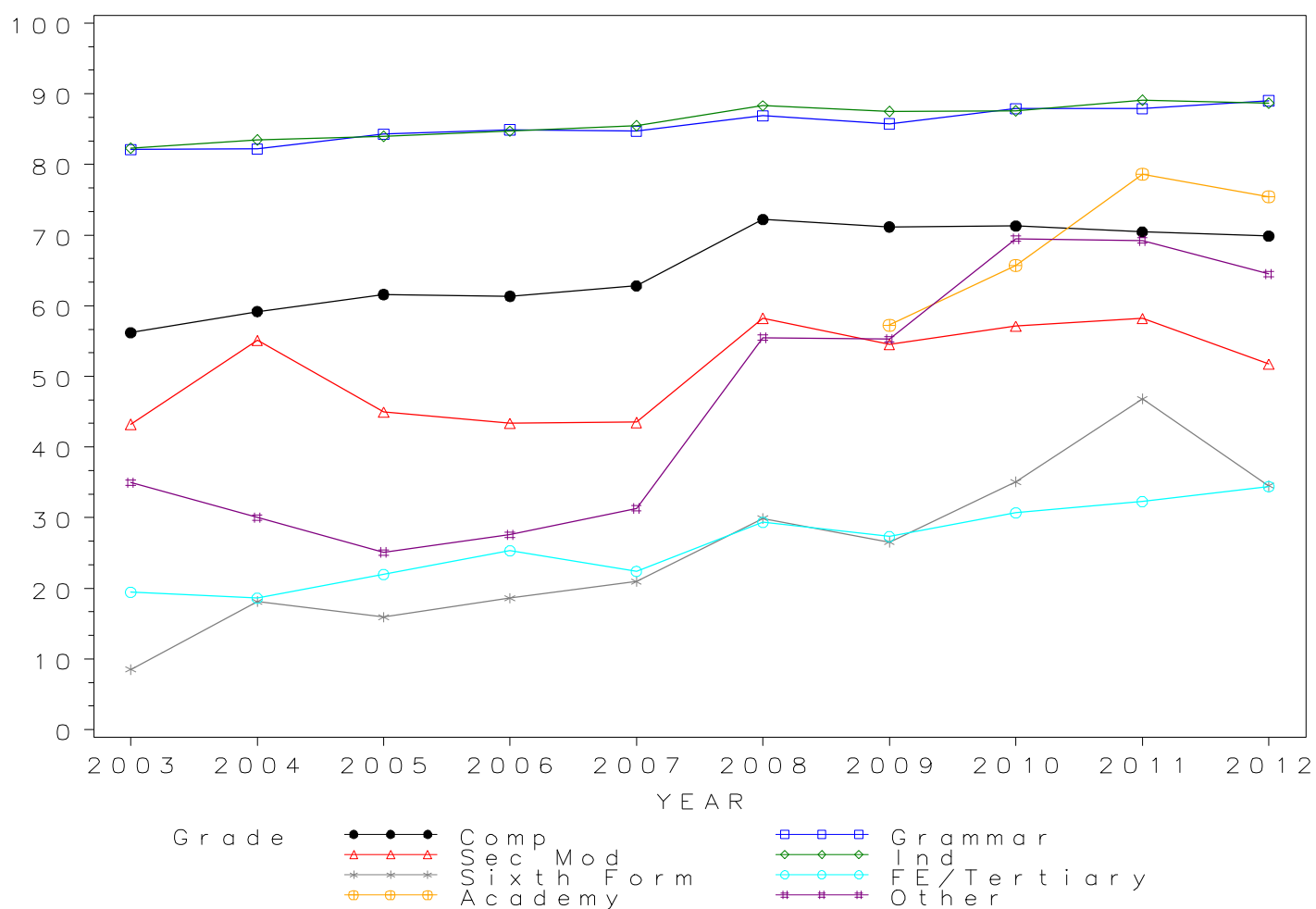
## GCSE PHYSICS Grade B by school type 2003- 2012 Cumulative Percentages

School type	2003	2004	2005	2006	2007	2008	2009	2010	2011	2012
Comprehensive	56.2	59.2	61.6	61.4	62.8	72.2	71.2	71.3	70.4	69.9
Grammar	82.1	82.2	84.3	84.9	84.7	86.9	85.7	87.9	87.9	89.0
Sec Mod	43.2	55.1	44.9	43.4	43.5	58.2	54.6	57.1	58.2	51.7
Independent	82.3	83.5	84.0	84.7	85.5	88.3	87.5	87.6	89.1	88.7
Sixth Form	8.5	18.1	15.9	18.6	21.0	29.9	26.5	35.1	46.8	34.5
FE/Tertiary	19.5	18.6	22.0	25.3	22.4	29.3	27.3	30.7	32.3	34.4
Academy	.	.	.	.	.	.	57.3	65.7	78.6	75.4
Other	35.0	30.0	25.1	27.6	31.3	55.5	55.3	69.5	69.2	64.5

### Cumulative Numbers

School type	2003	2004	2005	2006	2007	2008	2009	2010	2011	2012
Comprehensive	12358	14160	16202	18148	19689	31669	39765	56633	52303	52650
Grammar	7213	7412	7661	7871	8381	11970	13312	14620	9671	9309
Sec Mod	80	130	124	137	164	435	587	1187	1237	1032
Independent	12986	13397	13276	13378	13415	14074	14188	15951	16762	15668
Sixth Form	20	41	32	38	42	67	56	87	96	87
FE/Tertiary	150	141	144	174	149	205	212	209	217	214
Academy	.	.	.	.	.	.	913	2307	25703	38069
Other	99	72	59	48	68	253	168	410	574	561

Cumulative % at Grade B by school type





## GCSE PHYSICS Grade C by school type 2003- 2012

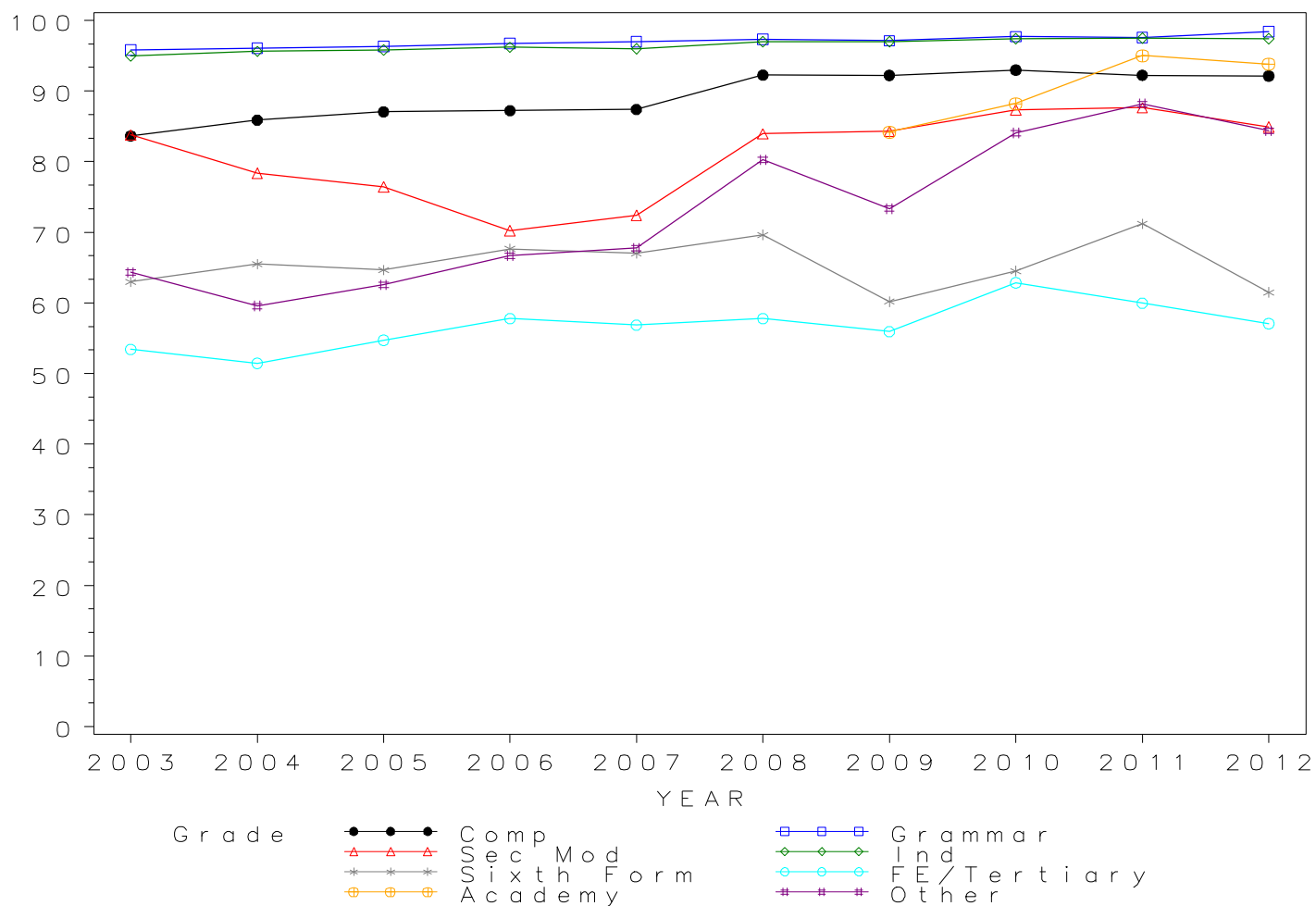
### Cumulative Percentages

School type	2003	2004	2005	2006	2007	2008	2009	2010	2011	2012
Comprehensive	83.6	85.9	87.1	87.2	87.4	92.3	92.2	93.0	92.2	92.1
Grammar	95.8	96.1	96.3	96.7	97.0	97.3	97.1	97.7	97.6	98.4
Sec Mod	83.8	78.4	76.4	70.3	72.4	83.9	84.3	87.3	87.6	84.9
Independent	95.0	95.6	95.8	96.2	96.0	97.0	97.0	97.4	97.5	97.4
Sixth Form	63.0	65.5	64.7	67.6	67.0	69.6	60.2	64.5	71.2	61.5
FE/Tertiary	53.4	51.5	54.7	57.8	56.8	57.8	55.9	62.8	60.0	57.1
Academy	.	.	.	.	.	.	84.2	88.2	95.0	93.8
Other	64.3	59.6	62.6	66.7	67.7	80.3	73.4	84.1	88.2	84.4

### Cumulative Numbers

School type	2003	2004	2005	2006	2007	2008	2009	2010	2011	2012
Comprehensive	18393	20547	22902	25799	27395	40455	51531	73850	68492	69437
Grammar	8417	8664	8754	8965	9596	13411	15081	16249	10738	10290
Sec Mod	155	185	211	222	273	627	907	1815	1863	1694
Independent	14990	15338	15141	15195	15062	15461	15729	17736	18343	17205
Sixth Form	148	148	130	138	134	156	127	160	146	155
FE/Tertiary	412	390	359	397	378	404	434	428	403	355
Academy	.	.	.	.	.	.	1342	3097	31066	47359
Other	182	143	147	116	147	366	223	496	731	734

Cumulative % at Grade C by school type



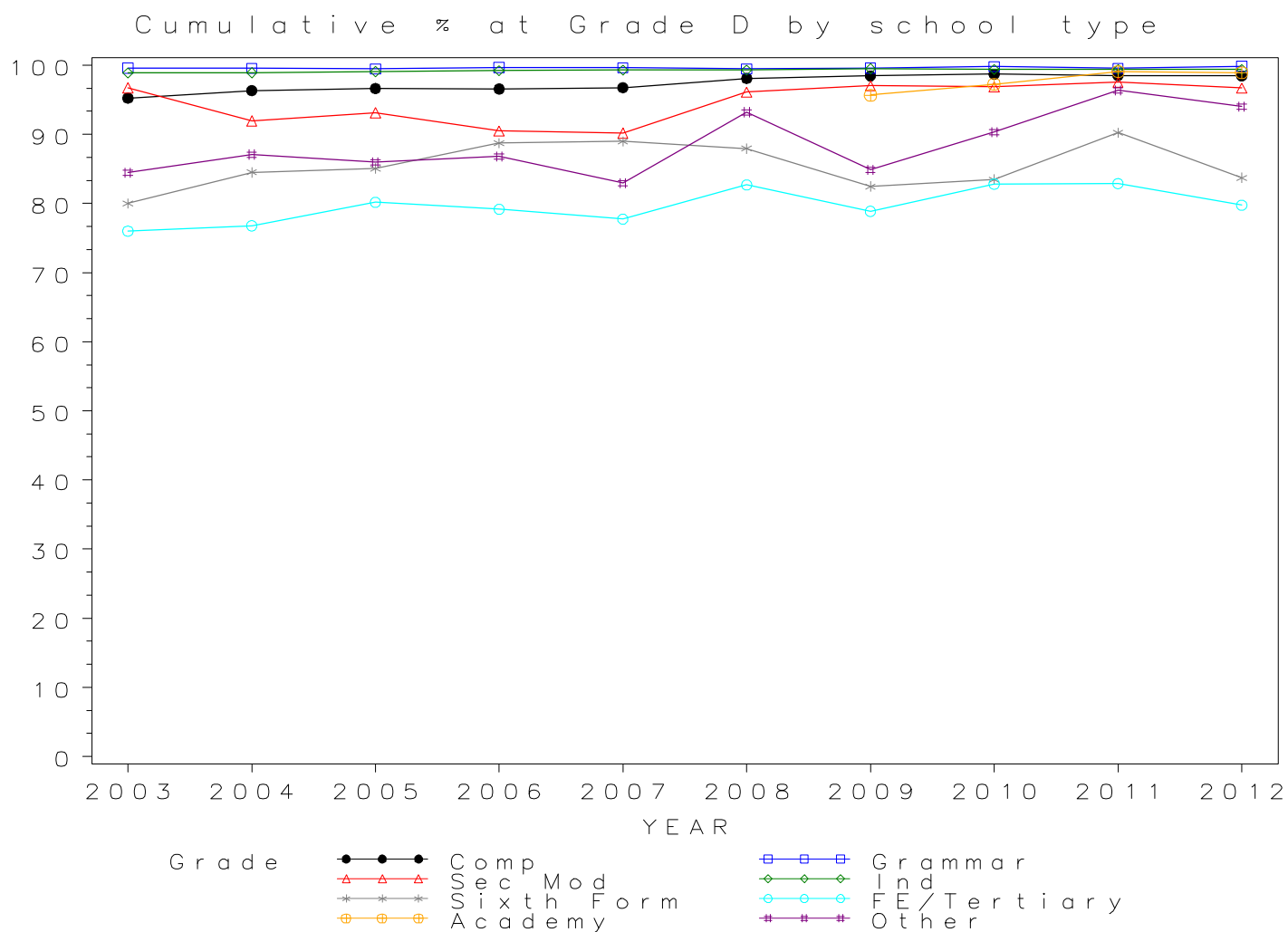
## GCSE PHYSICS Grade D by school type 2003- 2012

### Cumulative Percentages

School type	2003	2004	2005	2006	2007	2008	2009	2010	2011	2012
Comprehensive	95.2	96.3	96.6	96.6	96.8	98.1	98.5	98.7	98.5	98.5
Grammar	99.6	99.5	99.5	99.7	99.6	99.5	99.6	99.8	99.5	99.8
Sec Mod	96.8	91.9	93.1	90.5	90.2	96.1	97.0	96.9	97.6	96.7
Independent	98.9	98.9	99.1	99.2	99.3	99.3	99.5	99.4	99.4	99.4
Sixth Form	80.0	84.5	85.1	88.7	89.0	87.9	82.5	83.5	90.2	83.7
FE/Tertiary	76.0	76.8	80.2	79.2	77.7	82.7	78.9	82.8	82.9	79.7
Academy	.	.	.	.	.	.	95.7	97.2	99.1	98.9
Other	84.5	87.1	86.0	86.8	82.9	93.2	84.9	90.3	96.4	94.0

### Cumulative Numbers

School type	2003	2004	2005	2006	2007	2008	2009	2010	2011	2012
Comprehensive	20946	23048	25419	28566	30335	43019	55028	78405	73158	74215
Grammar	8749	8975	9042	9238	9855	13707	15461	16596	10952	10440
Sec Mod	179	217	257	286	340	718	1044	2013	2074	1929
Independent	15605	15868	15663	15669	15580	15827	16134	18100	18700	17558
Sixth Form	188	191	171	181	178	197	174	207	185	211
FE/Tertiary	586	582	526	544	517	578	612	564	557	496
Academy	.	.	.	.	.	.	1525	3413	32407	49934
Other	239	209	202	151	180	425	258	533	799	818

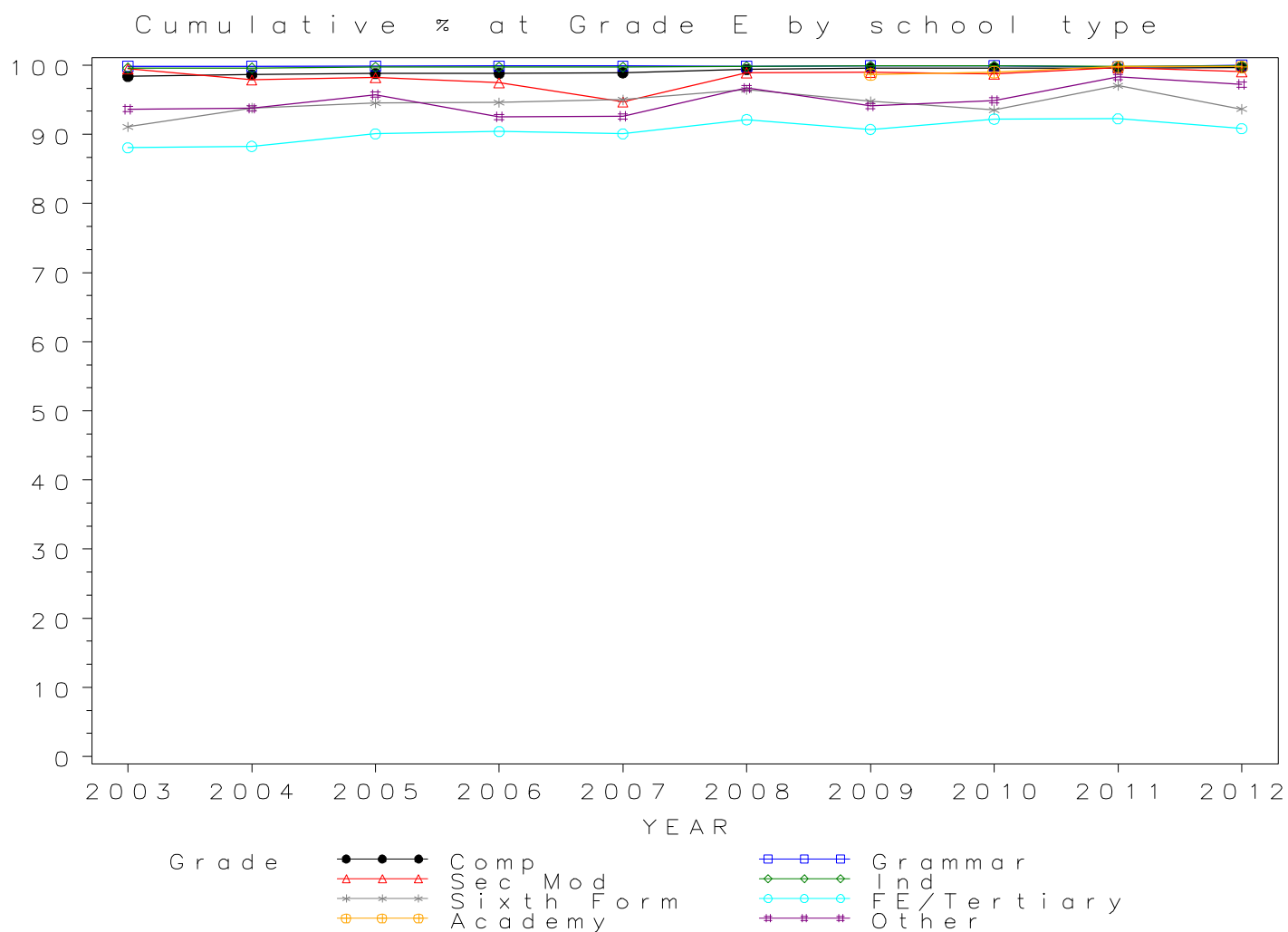


## GCSE PHYSICS Grade E by school type 2003- 2012 Cumulative Percentages

School type	2003	2004	2005	2006	2007	2008	2009	2010	2011	2012
Comprehensive	98.4	98.6	98.8	98.8	98.9	99.4	99.6	99.6	99.6	99.7
Grammar	99.9	99.8	99.9	99.9	99.9	99.8	99.9	99.9	99.8	100.0
Sec Mod	99.5	97.9	98.2	97.5	94.7	98.9	99.0	98.7	99.6	99.1
Independent	99.6	99.6	99.7	99.7	99.7	99.8	99.9	99.9	99.8	99.9
Sixth Form	91.1	93.8	94.5	94.6	95.0	96.4	94.8	93.5	97.1	93.7
FE/Tertiary	88.1	88.3	90.1	90.4	90.1	92.1	90.7	92.2	92.3	90.8
Academy	.	.	.	.	.	.	98.7	99.0	99.8	99.8
Other	93.6	93.8	95.7	92.5	92.6	96.7	94.1	94.9	98.3	97.2

### Cumulative Numbers

School type	2003	2004	2005	2006	2007	2008	2009	2010	2011	2012
Comprehensive	21638	23592	25987	29236	31014	43573	55643	79120	73953	75119
Grammar	8773	9002	9077	9260	9881	13754	15518	16622	10978	10457
Sec Mod	184	231	271	308	357	739	1065	2052	2118	1977
Independent	15716	15980	15758	15748	15643	15907	16199	18191	18775	17646
Sixth Form	214	212	190	193	190	216	200	232	199	236
FE/Tertiary	679	669	591	621	599	644	704	628	620	565
Academy	.	.	.	.	.	.	1573	3476	32636	50388
Other	265	225	225	161	201	441	286	560	815	846



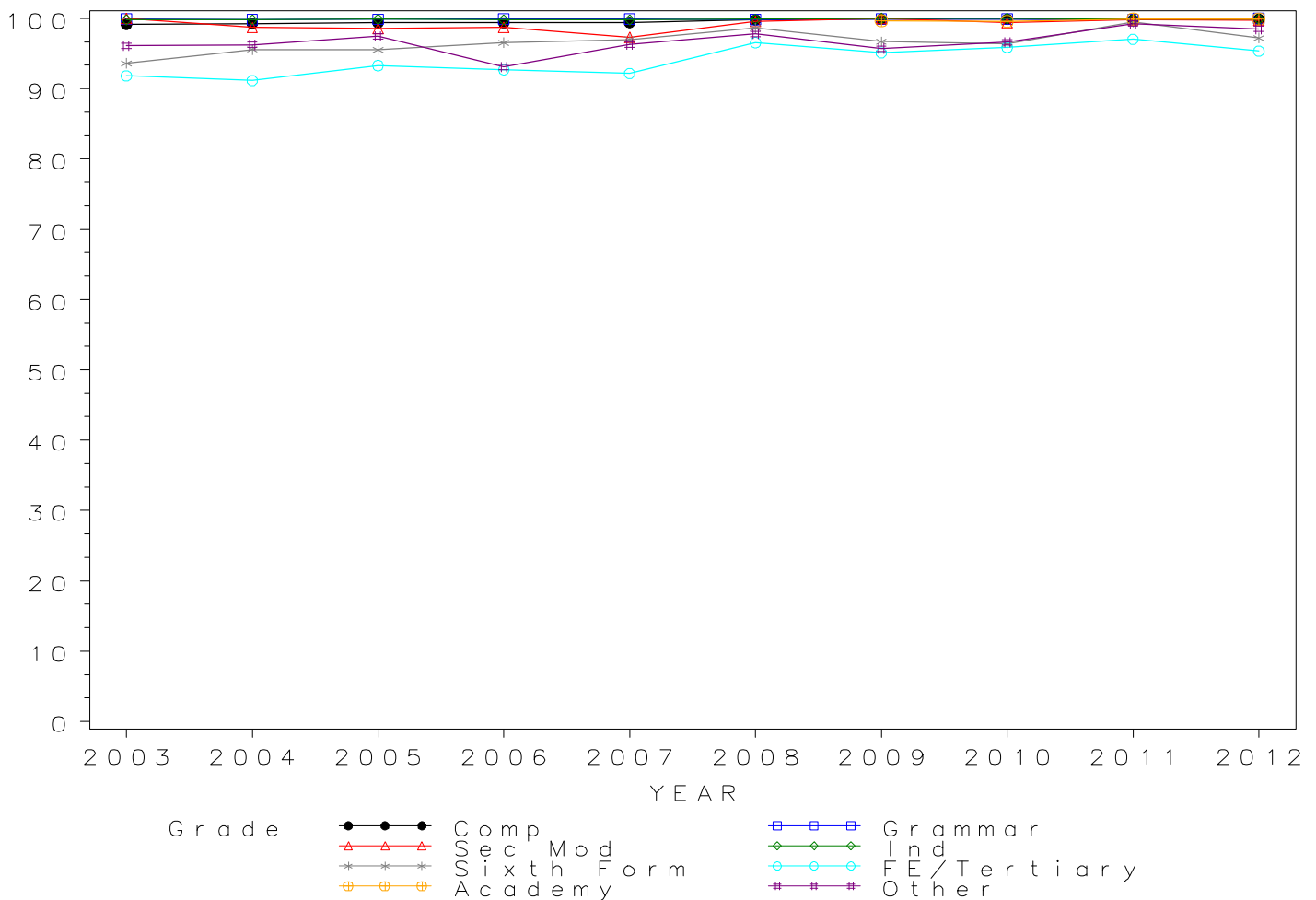
*GCSE PHYSICS Grade F by school type 2003- 2012  
Cumulative Percentages*

School type	2003	2004	2005	2006	2007	2008	2009	2010	2011	2012
Comprehensive	99.2	99.3	99.4	99.4	99.4	99.8	99.9	99.9	99.8	99.9
Grammar	99.9	99.8	99.9	99.9	99.9	99.8	99.9	99.9	99.8	100.0
Sec Mod	100.0	98.7	98.6	98.7	97.3	99.6	100.0	99.4	99.9	99.7
Independent	99.8	99.8	99.9	99.8	99.8	99.9	100.0	100.0	99.9	99.9
Sixth Form	93.6	95.6	95.5	96.6	97.0	98.7	96.7	96.4	99.5	97.2
FE/Tertiary	91.8	91.2	93.3	92.7	92.2	96.6	95.1	95.9	97.0	95.3
Academy	.	.	.	.	.	.	99.7	99.6	99.9	99.9
Other	96.1	96.3	97.4	93.1	96.3	97.8	95.7	96.6	99.3	98.5

*Cumulative Numbers*

School type	2003	2004	2005	2006	2007	2008	2009	2010	2011	2012
Comprehensive	21811	23749	26137	29398	31170	43756	55810	79342	74124	75291
Grammar	8779	9002	9077	9263	9887	13754	15518	16622	10985	10457
Sec Mod	185	233	272	312	367	744	1076	2065	2123	1989
Independent	15747	16012	15789	15763	15659	15923	16215	18209	18794	17646
Sixth Form	220	216	192	197	194	221	204	239	204	245
FE/Tertiary	708	691	612	637	613	675	738	653	652	593
Academy	.	.	.	.	.	.	1589	3497	32668	50439
Other	272	231	229	162	209	446	291	570	823	857

Cumulative % at Grade F by school type



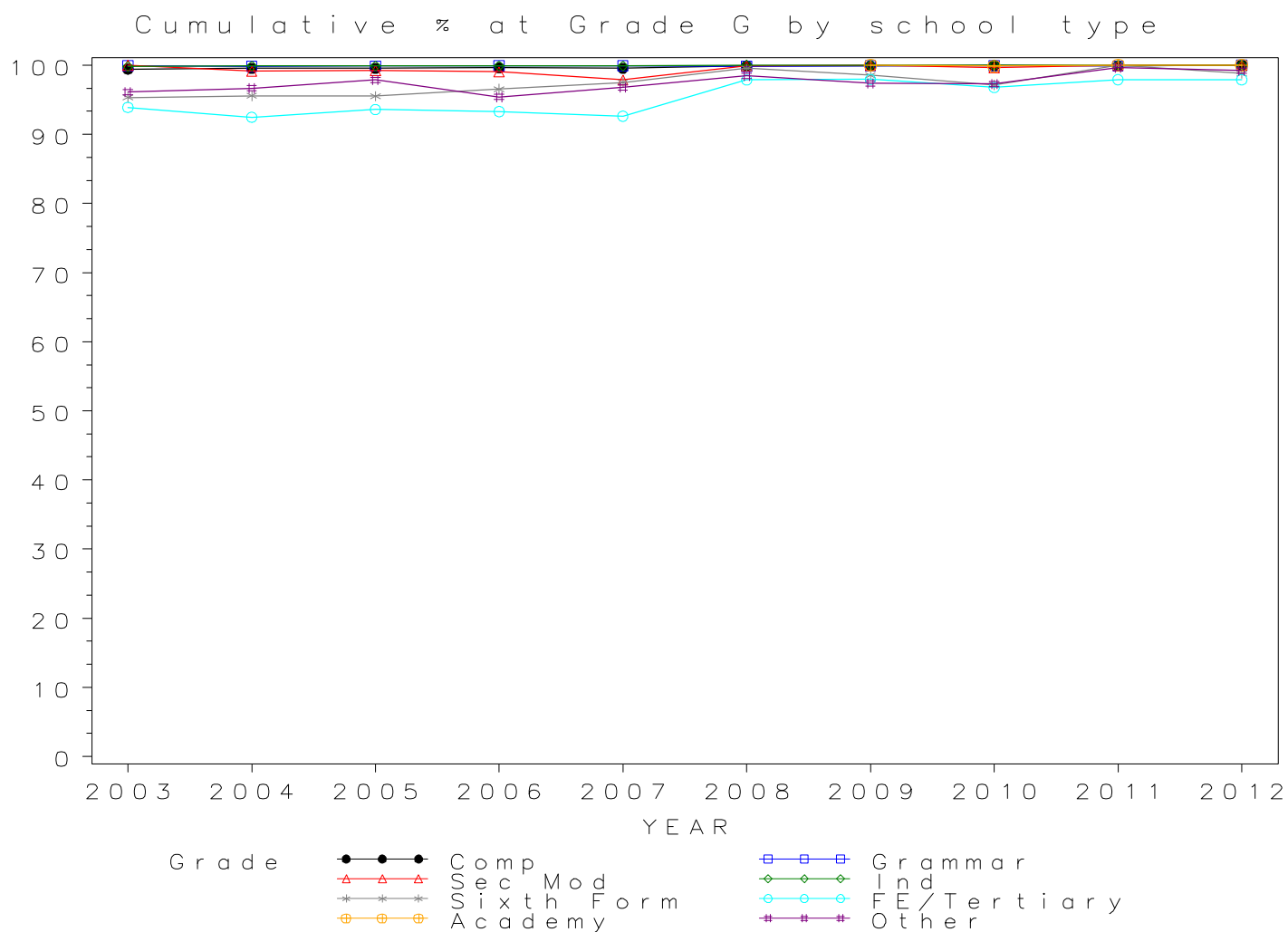
## GCSE PHYSICS Grade G by school type 2003- 2012

### Cumulative Percentages

School type	2003	2004	2005	2006	2007	2008	2009	2010	2011	2012
Comprehensive	99.4	99.5	99.5	99.6	99.5	99.9	99.9	100.0	99.9	100.0
Grammar	99.9	99.8	99.9	99.9	99.9	99.8	99.9	99.9	99.9	100.0
Sec Mod	100.0	99.2	99.3	99.1	97.9	99.9	100.0	99.6	100.0	100.0
Independent	99.8	99.9	99.9	99.9	99.9	100.0	100.0	100.0	100.0	100.0
Sixth Form	95.3	95.6	95.5	96.6	97.5	99.6	98.6	97.2	100.0	98.8
FE/Tertiary	93.9	92.5	93.6	93.3	92.6	97.9	97.9	96.8	97.9	97.9
Academy	.	.	.	.	.	.	100.0	99.9	100.0	100.0
Other	96.1	96.7	97.9	95.4	96.8	98.5	97.4	97.3	99.6	99.2

### Cumulative Numbers

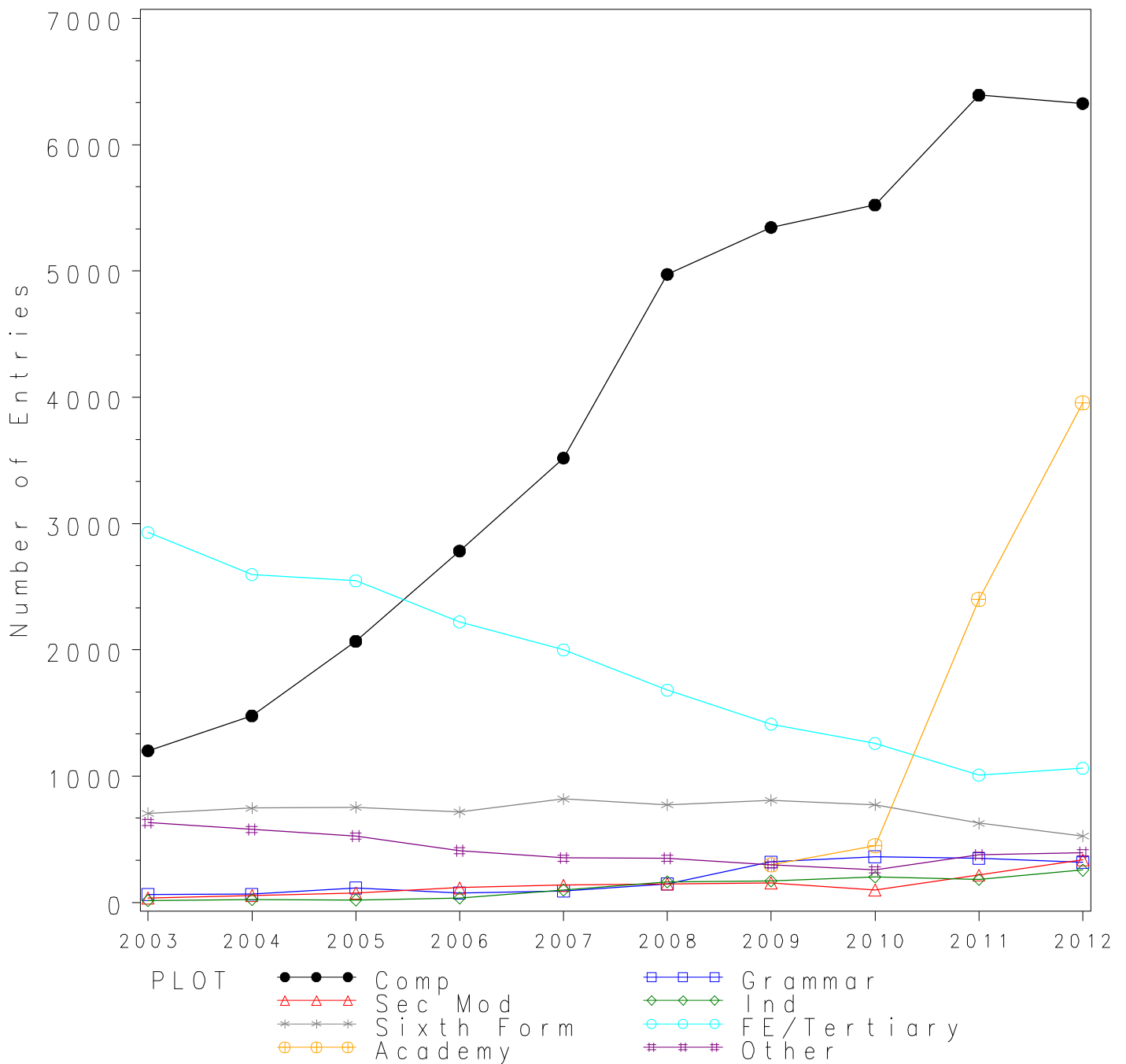
School type	2003	2004	2005	2006	2007	2008	2009	2010	2011	2012
Comprehensive	21869	23817	26181	29467	31207	43808	55822	79422	74187	75366
Grammar	8779	9002	9077	9263	9887	13754	15518	16622	10989	10457
Sec Mod	185	234	274	313	369	746	1076	2070	2126	1995
Independent	15747	16028	15789	15779	15674	15939	16215	18209	18813	17664
Sixth Form	224	216	192	197	195	223	208	241	205	249
FE/Tertiary	724	701	614	641	616	684	760	659	658	609
Academy	.	.	.	.	.	.	1594	3507	32701	50489
Other	272	232	230	166	210	449	296	574	826	863



*Numbers of GCSE entries in PSYCHOLOGY by school type 2003-2012*

School type	2003	2004	2005	2006	2007	2008	2009	2010	2011	2012
Comprehensive	1201	1477	2068	2783	3519	4973	5346	5523	6392	6326
Grammar	63	65	115	74	90	146	321	361	348	317
Sec Mod	36	55	76	116	136	147	154	98	217	337
Independent	16	21	18	36	98	163	171	201	181	256
Sixth Form	706	747	752	716	819	772	809	774	627	526
FE/Tertiary	2929	2597	2547	2221	2000	1681	1411	1259	1009	1062
Academy	.	.	.	.	.	.	296	448	2402	3956
Other	632	579	526	410	352	350	297	257	376	394

GCSE PSYCHOLOGY Entries by school type 2003–2012



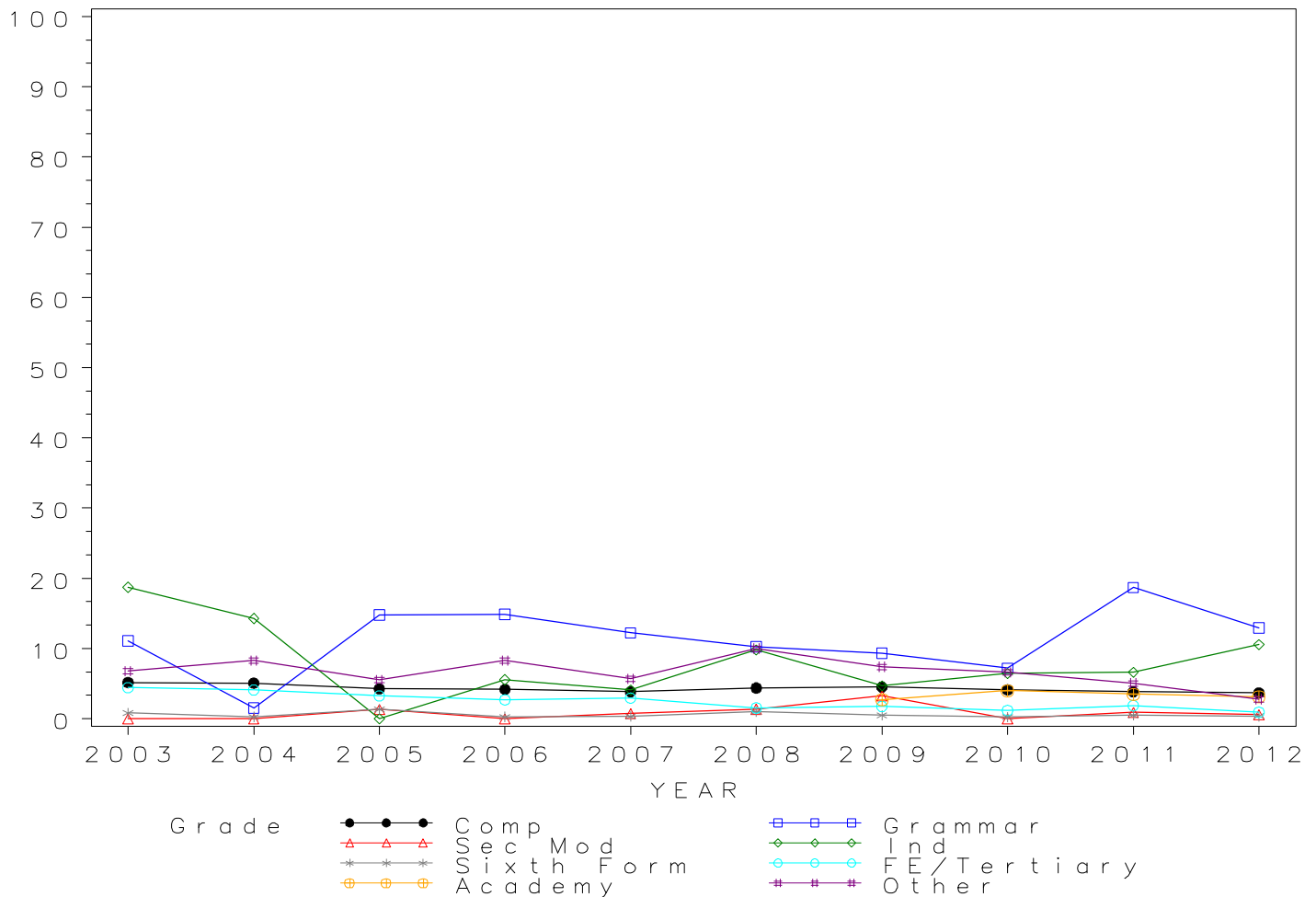
*GCSE PSYCHOLOGY Grade A\* by school type 2003- 2012  
Cumulative Percentages*

School type	2003	2004	2005	2006	2007	2008	2009	2010	2011	2012
Comprehensive	5.2	5.1	4.3	4.2	3.8	4.4	4.5	4.1	3.8	3.7
Grammar	11.1	1.5	14.8	14.9	12.2	10.3	9.3	7.2	18.7	12.9
Sec Mod	0.0	0.0	1.3	0.0	0.7	1.4	3.2	0.0	0.9	0.6
Independent	18.8	14.3	0.0	5.6	4.1	9.8	4.7	6.5	6.6	10.5
Sixth Form	0.8	0.3	1.3	0.3	0.4	1.0	0.5	0.3	0.5	0.4
FE/Tertiary	4.4	4.1	3.3	2.7	3.0	1.5	1.8	1.2	1.9	0.9
Academy	.	.	.	.	.	.	2.7	4.0	3.5	3.1
Other	6.8	8.3	5.5	8.3	5.7	10.0	7.4	6.6	5.1	2.8

*Cumulative Numbers*

School type	2003	2004	2005	2006	2007	2008	2009	2010	2011	2012
Comprehensive	62	75	88	116	135	218	242	228	246	232
Grammar	7	1	17	11	11	15	30	26	65	41
Sec Mod	0	0	1	0	1	2	5	0	2	2
Independent	3	3	0	2	4	16	8	13	12	27
Sixth Form	6	2	10	2	3	8	4	2	3	2
FE/Tertiary	130	107	83	60	59	26	25	15	19	10
Academy	.	.	.	.	.	.	8	18	84	123
Other	43	48	29	34	20	35	22	17	19	11

Cumulative % at Grade A\* by school type



## GCSE PSYCHOLOGY Grade A by school type 2003- 2012

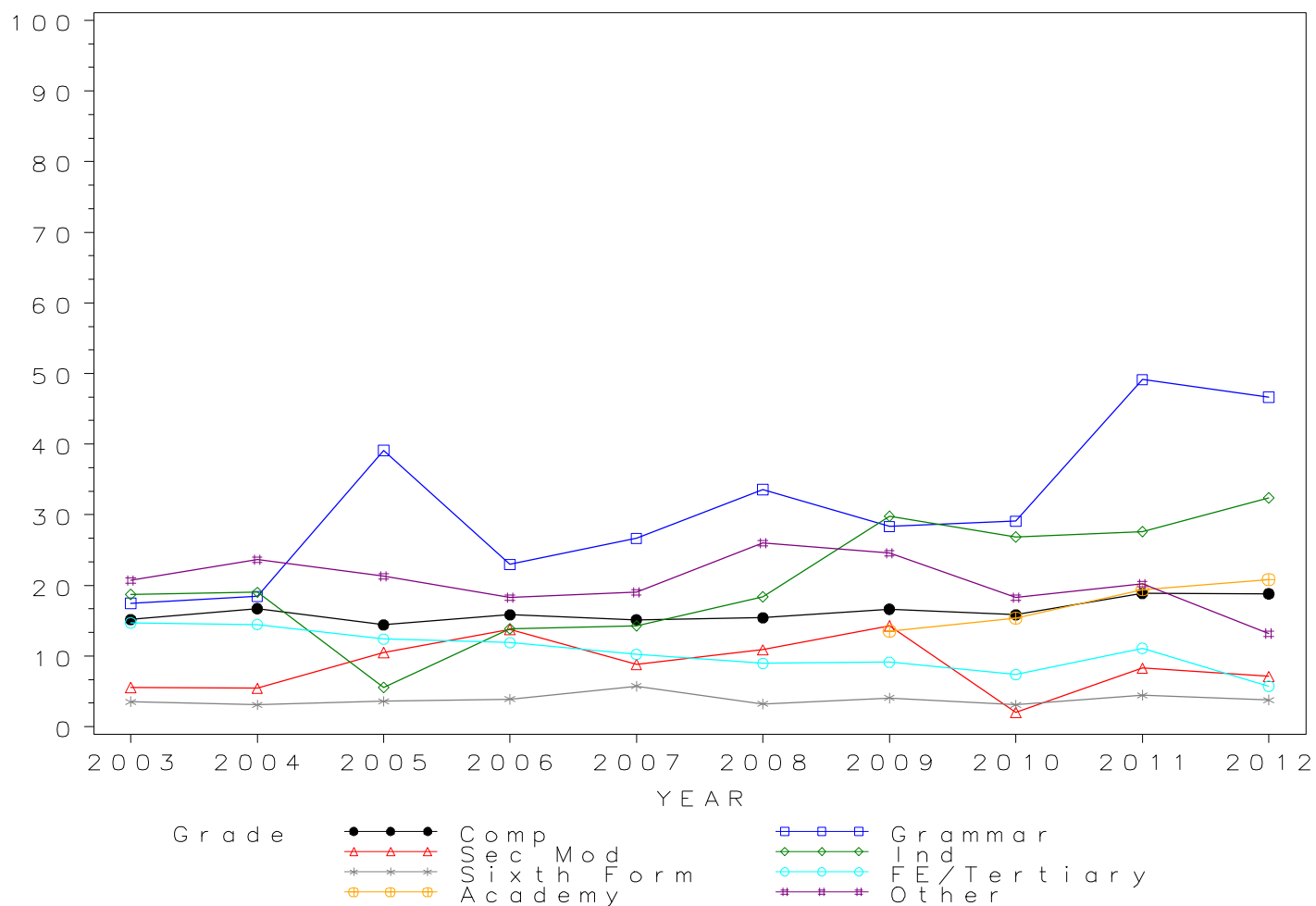
### Cumulative Percentages

School type	2003	2004	2005	2006	2007	2008	2009	2010	2011	2012
Comprehensive	15.2	16.7	14.4	15.8	15.1	15.4	16.6	15.8	18.9	18.8
Grammar	17.5	18.5	39.1	23.0	26.7	33.6	28.3	29.1	49.1	46.7
Sec Mod	5.6	5.5	10.5	13.8	8.8	10.9	14.3	2.0	8.3	7.1
Independent	18.8	19.0	5.6	13.9	14.3	18.4	29.8	26.9	27.6	32.4
Sixth Form	3.5	3.1	3.6	3.9	5.7	3.2	4.1	3.1	4.5	3.8
FE/Tertiary	14.7	14.5	12.4	11.9	10.3	9.0	9.1	7.4	11.1	5.7
Academy	.	.	.	.	.	.	13.5	15.4	19.4	20.8
Other	20.7	23.7	21.3	18.3	19.0	26.0	24.6	18.3	20.2	13.2

### Cumulative Numbers

School type	2003	2004	2005	2006	2007	2008	2009	2010	2011	2012
Comprehensive	182	247	298	441	533	767	890	874	1206	1190
Grammar	11	12	45	17	24	49	91	105	171	148
Sec Mod	2	3	8	16	12	16	22	2	18	24
Independent	3	4	1	5	14	30	51	54	50	83
Sixth Form	25	23	27	28	47	25	33	24	28	20
FE/Tertiary	431	376	316	264	205	151	129	93	112	61
Academy	.	.	.	.	.	.	40	69	466	823
Other	131	137	112	75	67	91	73	47	76	52

Cumulative % at Grade A by school type





## GCSE PSYCHOLOGY Grade B by school type 2003- 2012

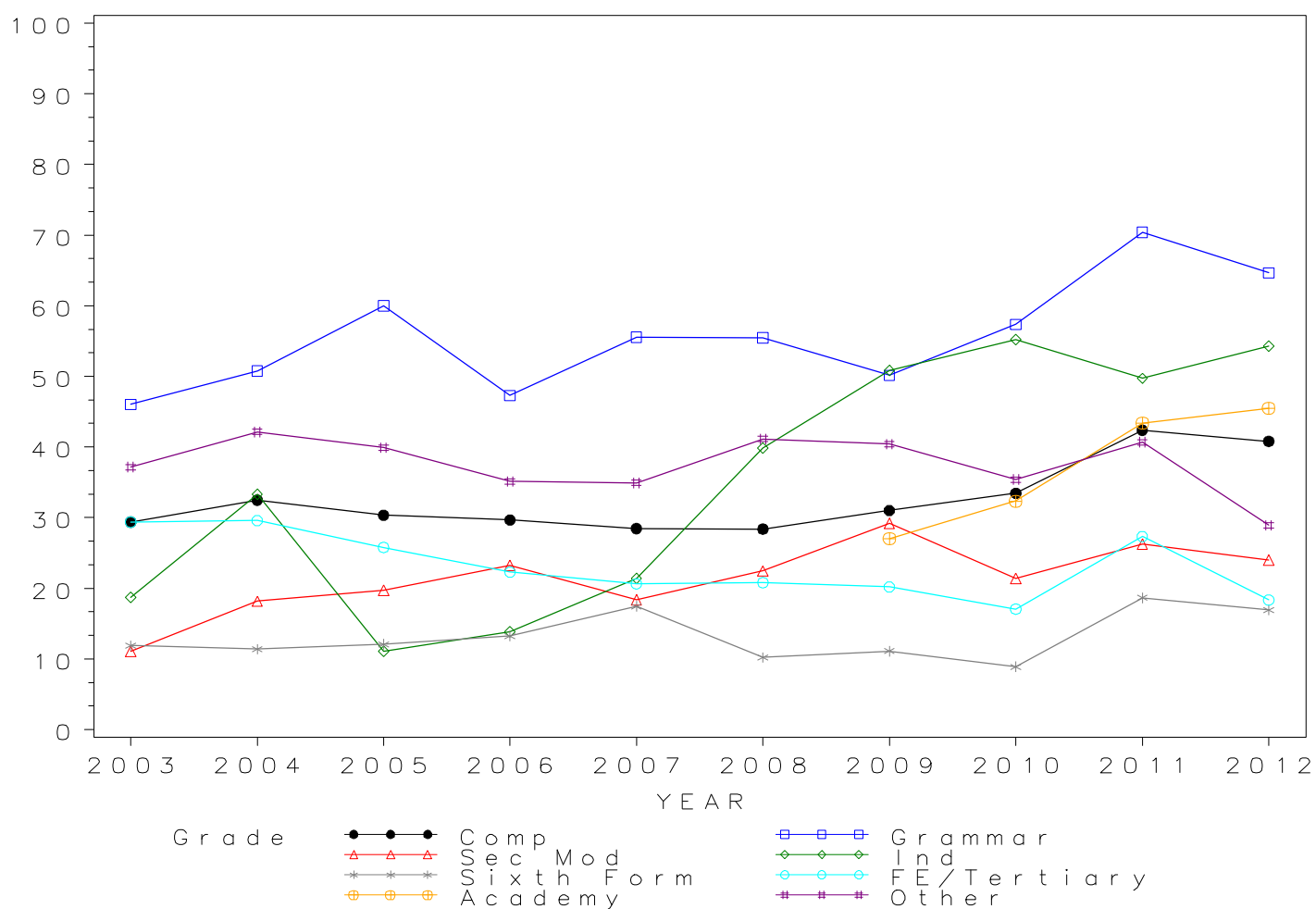
### Cumulative Percentages

School type	2003	2004	2005	2006	2007	2008	2009	2010	2011	2012
Comprehensive	29.4	32.5	30.4	29.7	28.5	28.4	31.0	33.5	42.4	40.8
Grammar	46.0	50.8	60.0	47.3	55.6	55.5	50.2	57.3	70.4	64.7
Sec Mod	11.1	18.2	19.7	23.3	18.4	22.4	29.2	21.4	26.3	24.0
Independent	18.8	33.3	11.1	13.9	21.4	39.9	50.9	55.2	49.7	54.3
Sixth Form	11.9	11.4	12.1	13.3	17.5	10.2	11.1	8.9	18.7	16.9
FE/Tertiary	29.4	29.6	25.8	22.3	20.7	20.8	20.2	17.1	27.4	18.4
Academy	.	.	.	.	.	.	27.0	32.4	43.4	45.5
Other	37.2	42.1	39.9	35.1	34.9	41.1	40.4	35.4	40.7	28.9

### Cumulative Numbers

School type	2003	2004	2005	2006	2007	2008	2009	2010	2011	2012
Comprehensive	353	480	628	826	1002	1412	1658	1848	2710	2582
Grammar	29	33	69	35	50	81	161	207	245	205
Sec Mod	4	10	15	27	25	33	45	21	57	81
Independent	3	7	2	5	21	65	87	111	90	139
Sixth Form	84	85	91	95	143	79	90	69	117	89
FE/Tertiary	861	769	657	495	413	350	285	215	276	195
Academy	.	.	.	.	.	.	80	145	1042	1800
Other	235	244	210	144	123	144	120	91	153	114

Cumulative % at Grade B by school type



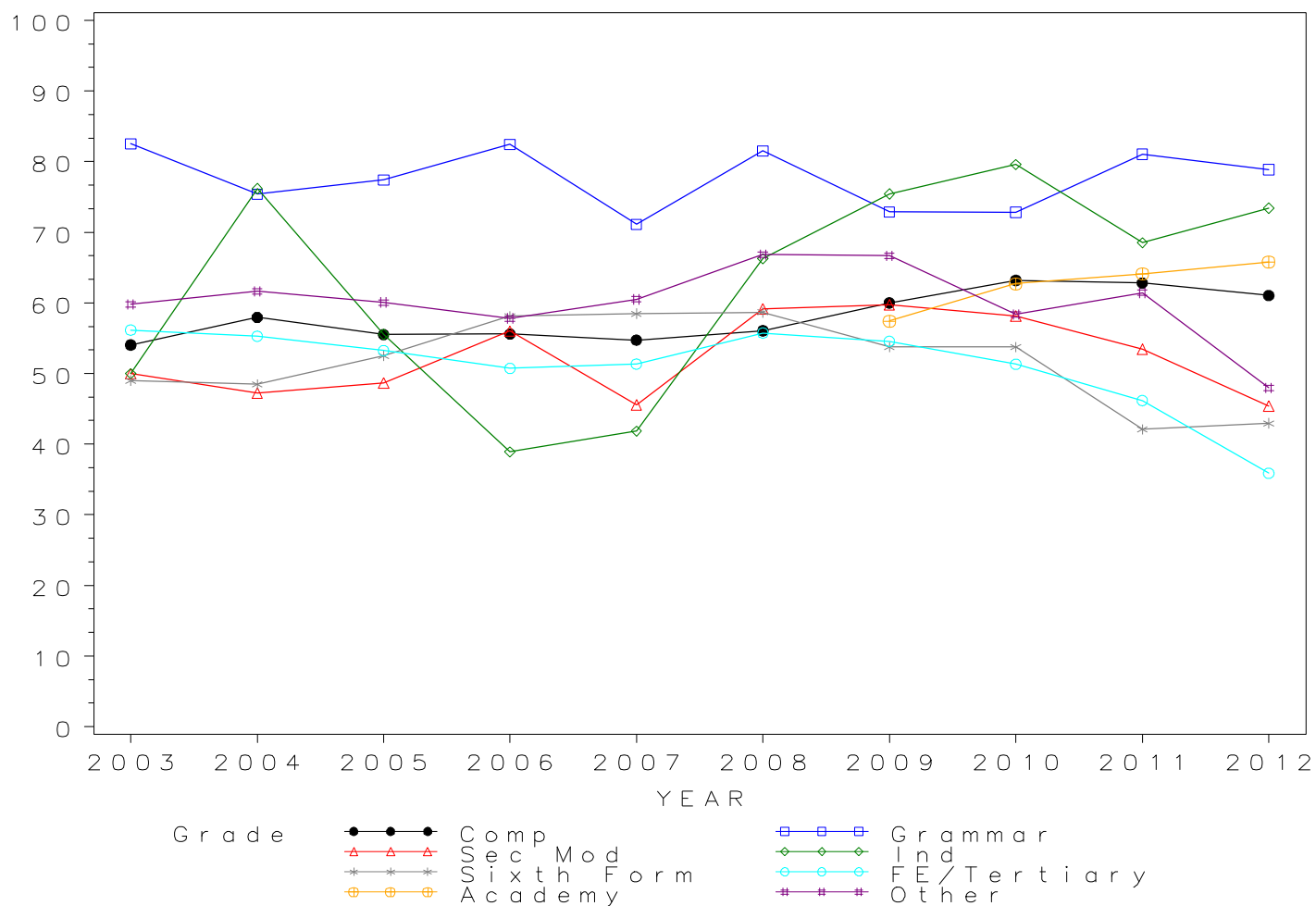
## GCSE PSYCHOLOGY Grade C by school type 2003- 2012 Cumulative Percentages

School type	2003	2004	2005	2006	2007	2008	2009	2010	2011	2012
Comprehensive	54.0	58.0	55.5	55.6	54.7	56.1	60.0	63.2	62.8	61.0
Grammar	82.5	75.4	77.4	82.4	71.1	81.5	72.9	72.9	81.0	78.9
Sec Mod	50.0	47.3	48.7	56.0	45.6	59.2	59.7	58.2	53.5	45.4
Independent	50.0	76.2	55.6	38.9	41.8	66.3	75.4	79.6	68.5	73.4
Sixth Form	49.0	48.5	52.5	58.1	58.5	58.7	53.8	53.7	42.1	43.0
FE/Tertiary	56.2	55.3	53.2	50.7	51.4	55.7	54.6	51.3	46.2	35.9
Academy	.	.	.	.	.	.	57.4	62.7	64.1	65.8
Other	59.8	61.7	60.1	57.8	60.5	66.9	66.7	58.4	61.4	48.0

### Cumulative Numbers

School type	2003	2004	2005	2006	2007	2008	2009	2010	2011	2012
Comprehensive	649	856	1148	1547	1926	2788	3208	3490	4016	3861
Grammar	52	49	89	61	64	119	234	263	282	250
Sec Mod	18	26	37	65	62	87	92	57	116	153
Independent	8	16	10	14	41	108	129	160	124	188
Sixth Form	346	362	395	416	479	453	435	416	264	226
FE/Tertiary	1645	1436	1356	1127	1027	937	770	646	466	381
Academy	.	.	.	.	.	.	170	281	1540	2603
Other	378	357	316	237	213	234	198	150	231	189

Cumulative % at Grade C by school type



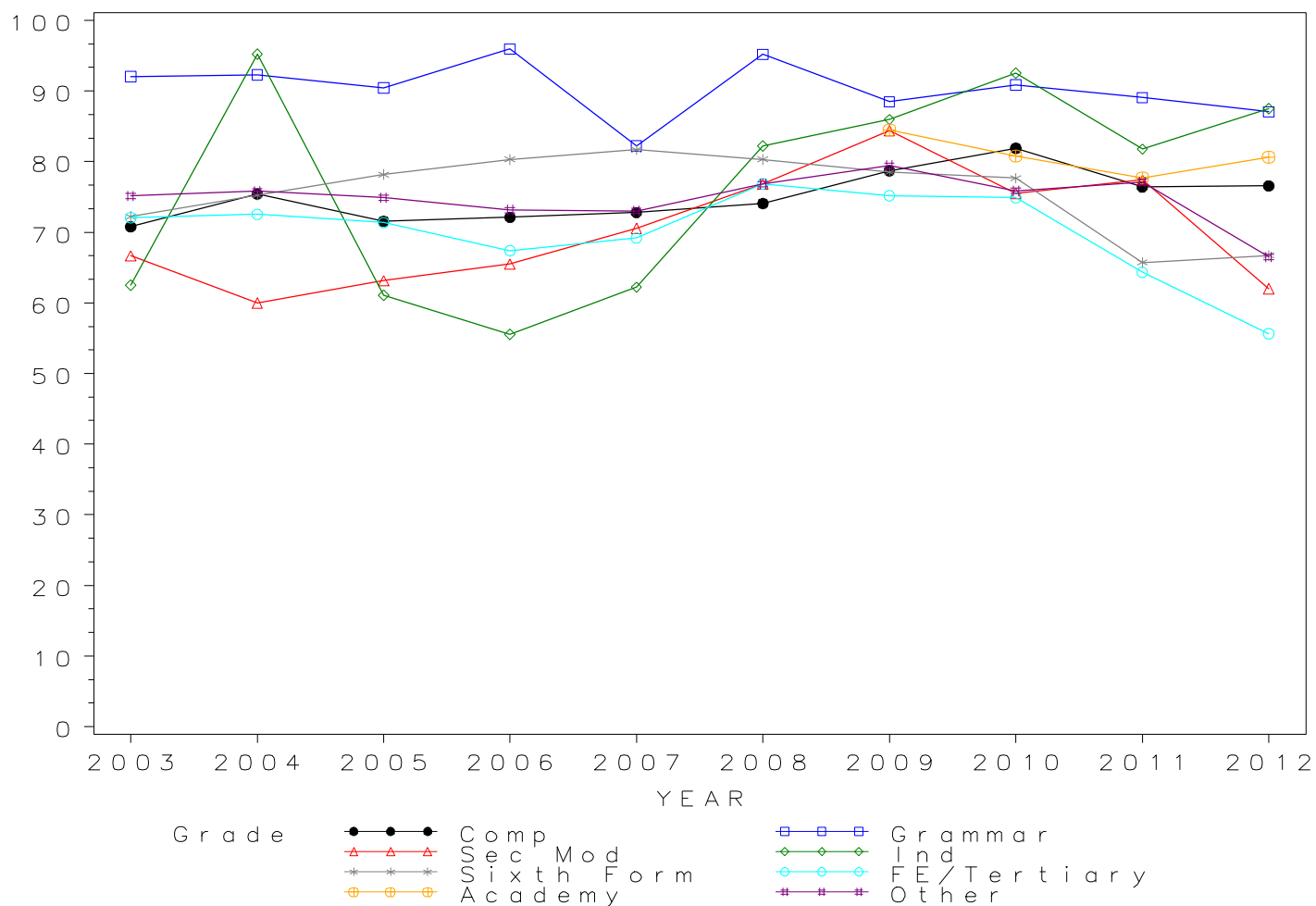
## GCSE PSYCHOLOGY Grade D by school type 2003- 2012 Cumulative Percentages

School type	2003	2004	2005	2006	2007	2008	2009	2010	2011	2012
Comprehensive	70.8	75.4	71.6	72.1	72.8	74.1	78.7	81.9	76.4	76.6
Grammar	92.1	92.3	90.4	95.9	82.2	95.2	88.5	90.9	89.1	87.1
Sec Mod	66.7	60.0	63.2	65.5	70.6	76.9	84.4	75.5	77.4	62.0
Independent	62.5	95.2	61.1	55.6	62.2	82.2	86.0	92.5	81.8	87.5
Sixth Form	72.2	75.2	78.2	80.3	81.7	80.3	78.5	77.6	65.7	66.7
FE/Tertiary	72.1	72.5	71.4	67.4	69.2	76.9	75.2	74.9	64.3	55.6
Academy	.	.	.	.	.	.	84.5	80.8	77.7	80.6
Other	75.2	75.8	74.9	73.2	73.0	76.9	79.5	75.9	77.1	66.5

### Cumulative Numbers

School type	2003	2004	2005	2006	2007	2008	2009	2010	2011	2012
Comprehensive	850	1114	1480	2007	2561	3684	4208	4523	4883	4844
Grammar	58	60	104	71	74	139	284	328	310	276
Sec Mod	24	33	48	76	96	113	130	74	168	209
Independent	10	20	11	20	61	134	147	186	148	224
Sixth Form	510	562	588	575	669	620	635	601	412	351
FE/Tertiary	2111	1884	1818	1497	1384	1292	1061	943	649	591
Academy	.	.	.	.	.	.	250	362	1866	3189
Other	475	439	394	300	257	269	236	195	290	262

Cumulative % at Grade D by school type



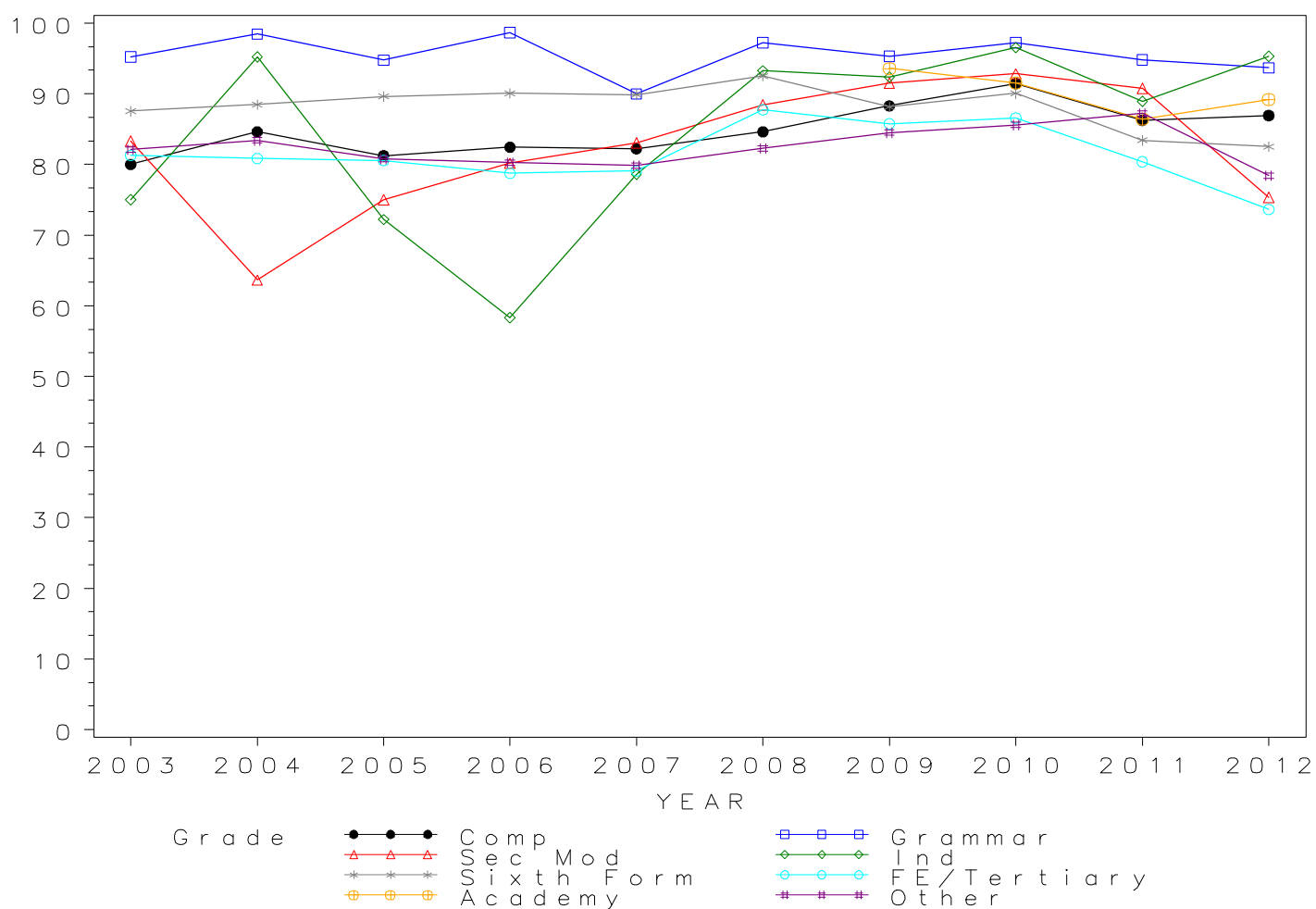
## GCSE PSYCHOLOGY Grade E by school type 2003- 2012 Cumulative Percentages

School type	2003	2004	2005	2006	2007	2008	2009	2010	2011	2012
Comprehensive	80.0	84.6	81.2	82.4	82.2	84.6	88.3	91.5	86.3	86.9
Grammar	95.2	98.5	94.8	98.6	90.0	97.3	95.3	97.2	94.8	93.7
Sec Mod	83.3	63.6	75.0	80.2	83.1	88.4	91.6	92.9	90.8	75.4
Independent	75.0	95.2	72.2	58.3	78.6	93.3	92.4	96.5	89.0	95.3
Sixth Form	87.5	88.5	89.6	90.1	89.9	92.5	88.1	90.1	83.4	82.5
FE/Tertiary	81.3	80.9	80.6	78.7	79.1	87.7	85.8	86.6	80.4	73.6
Academy	.	.	.	.	.	.	93.6	91.5	86.4	89.2
Other	82.1	83.4	80.8	80.2	79.8	82.3	84.5	85.6	87.2	78.4

### Cumulative Numbers

School type	2003	2004	2005	2006	2007	2008	2009	2010	2011	2012
Comprehensive	961	1250	1680	2294	2893	4208	4720	5051	5514	5499
Grammar	60	64	109	73	81	142	306	351	330	297
Sec Mod	30	35	57	93	113	130	141	91	197	254
Independent	12	20	13	21	77	152	158	194	161	244
Sixth Form	618	661	674	645	736	714	713	697	523	434
FE/Tertiary	2381	2100	2052	1749	1582	1475	1210	1090	811	782
Academy	.	.	.	.	.	.	277	410	2075	3529
Other	519	483	425	329	281	288	251	220	328	309

Cumulative % at Grade E by school type



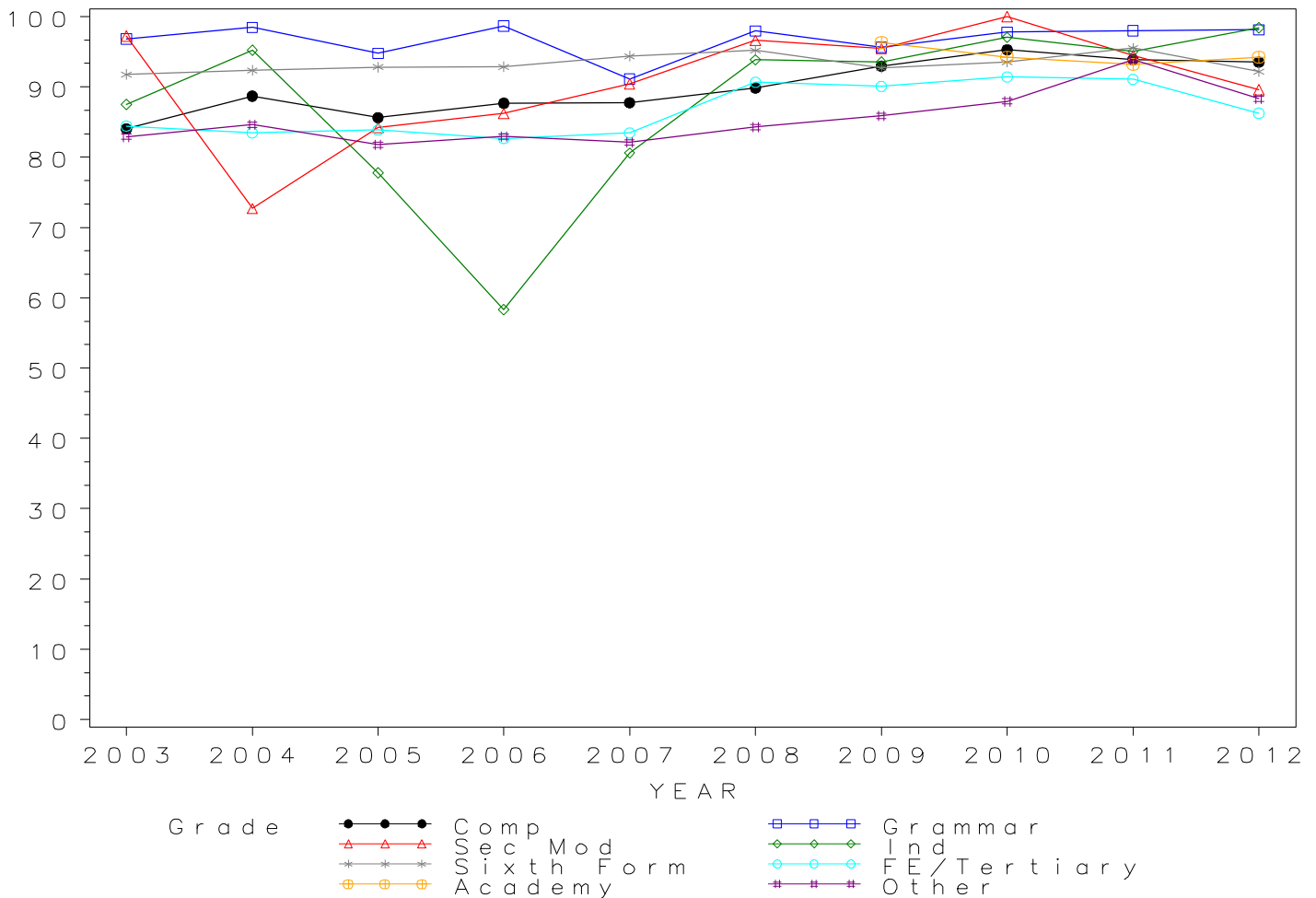
## GCSE PSYCHOLOGY Grade F by school type 2003- 2012 Cumulative Percentages

School type	2003	2004	2005	2006	2007	2008	2009	2010	2011	2012
Comprehensive	84.0	88.7	85.6	87.7	87.8	89.8	92.9	95.3	93.9	93.5
Grammar	96.8	98.5	94.8	98.6	91.1	97.9	95.6	97.8	98.0	98.1
Sec Mod	97.2	72.7	84.2	86.2	90.4	96.6	95.5	100.0	94.5	89.6
Independent	87.5	95.2	77.8	58.3	80.6	93.9	93.6	97.0	95.0	98.4
Sixth Form	91.8	92.4	92.8	92.9	94.4	95.2	92.7	93.5	95.5	92.2
FE/Tertiary	84.4	83.5	83.9	82.7	83.5	90.7	90.1	91.4	91.1	86.3
Academy	.	.	.	.	.	.	96.3	94.2	93.2	94.2
Other	82.9	84.6	81.7	82.9	82.1	84.3	85.9	87.9	93.9	88.3

### Cumulative Numbers

School type	2003	2004	2005	2006	2007	2008	2009	2010	2011	2012
Comprehensive	1009	1310	1771	2440	3088	4468	4969	5263	6002	5917
Grammar	61	64	109	73	82	143	307	353	341	311
Sec Mod	35	40	64	100	123	142	147	98	205	302
Independent	14	20	14	21	79	153	160	195	172	252
Sixth Form	648	690	698	665	773	735	750	724	599	485
FE/Tertiary	2473	2168	2136	1836	1669	1524	1271	1151	919	916
Academy	.	.	.	.	.	.	285	422	2239	3727
Other	524	490	430	340	289	295	255	226	353	348

Cumulative % at Grade F by school type

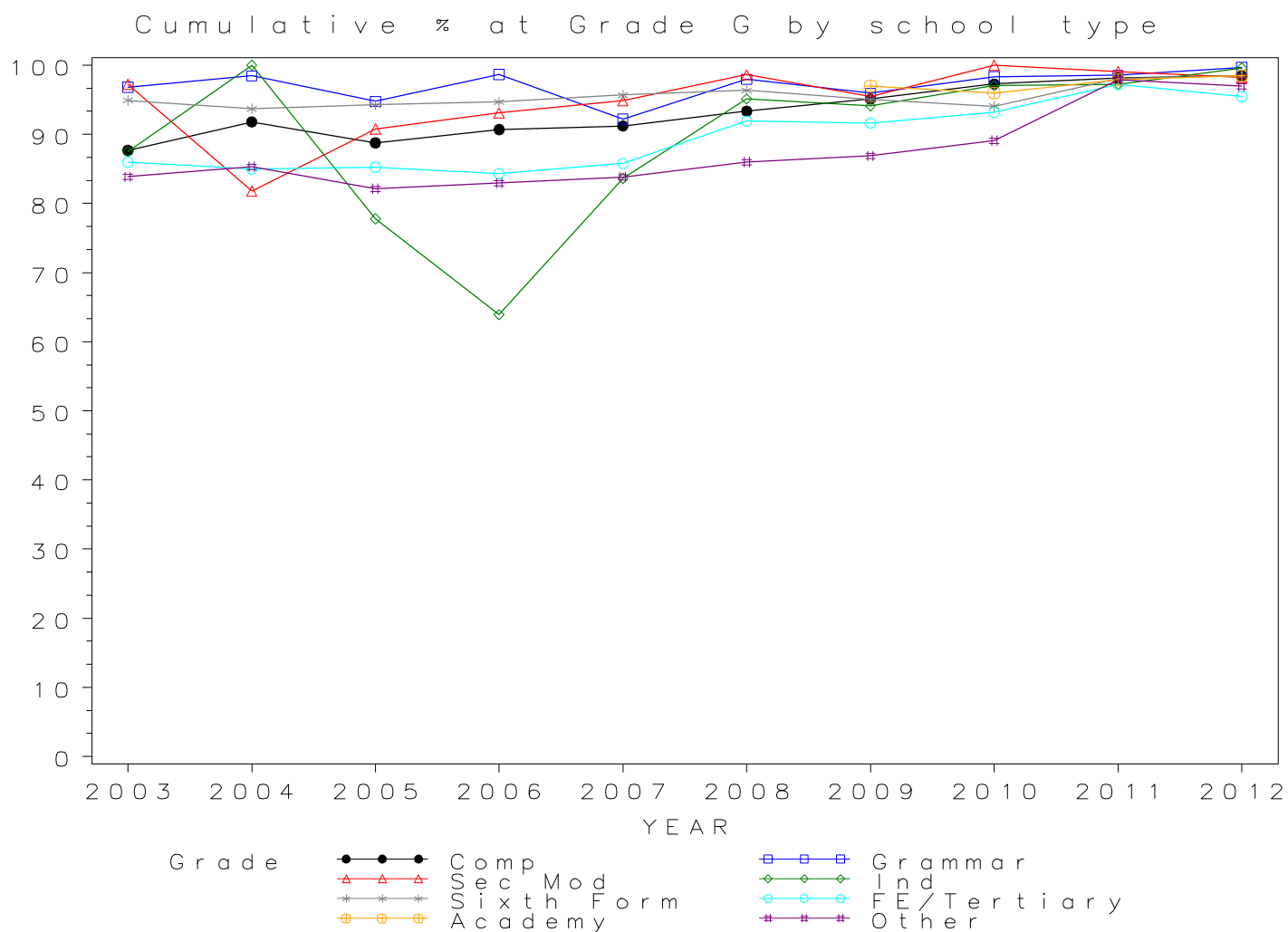


## GCSE PSYCHOLOGY Grade G by school type 2003- 2012 Cumulative Percentages

School type	2003	2004	2005	2006	2007	2008	2009	2010	2011	2012
Comprehensive	87.7	91.8	88.8	90.7	91.2	93.4	95.1	97.3	98.2	98.5
Grammar	96.8	98.5	94.8	98.6	92.2	97.9	96.0	98.3	98.6	99.7
Sec Mod	97.2	81.8	90.8	93.1	94.9	98.6	95.5	100.0	99.1	98.2
Independent	87.5	100.0	77.8	63.9	83.7	95.1	94.2	97.0	97.2	99.6
Sixth Form	94.9	93.7	94.3	94.7	95.7	96.4	95.1	94.1	98.1	98.5
FE/Tertiary	86.0	85.0	85.2	84.3	85.8	91.9	91.6	93.2	97.2	95.5
Academy	.	.	.	.	.	.	97.0	96.0	97.9	98.5
Other	83.9	85.3	82.1	82.9	83.8	86.0	86.9	89.1	97.9	97.0

### Cumulative Numbers

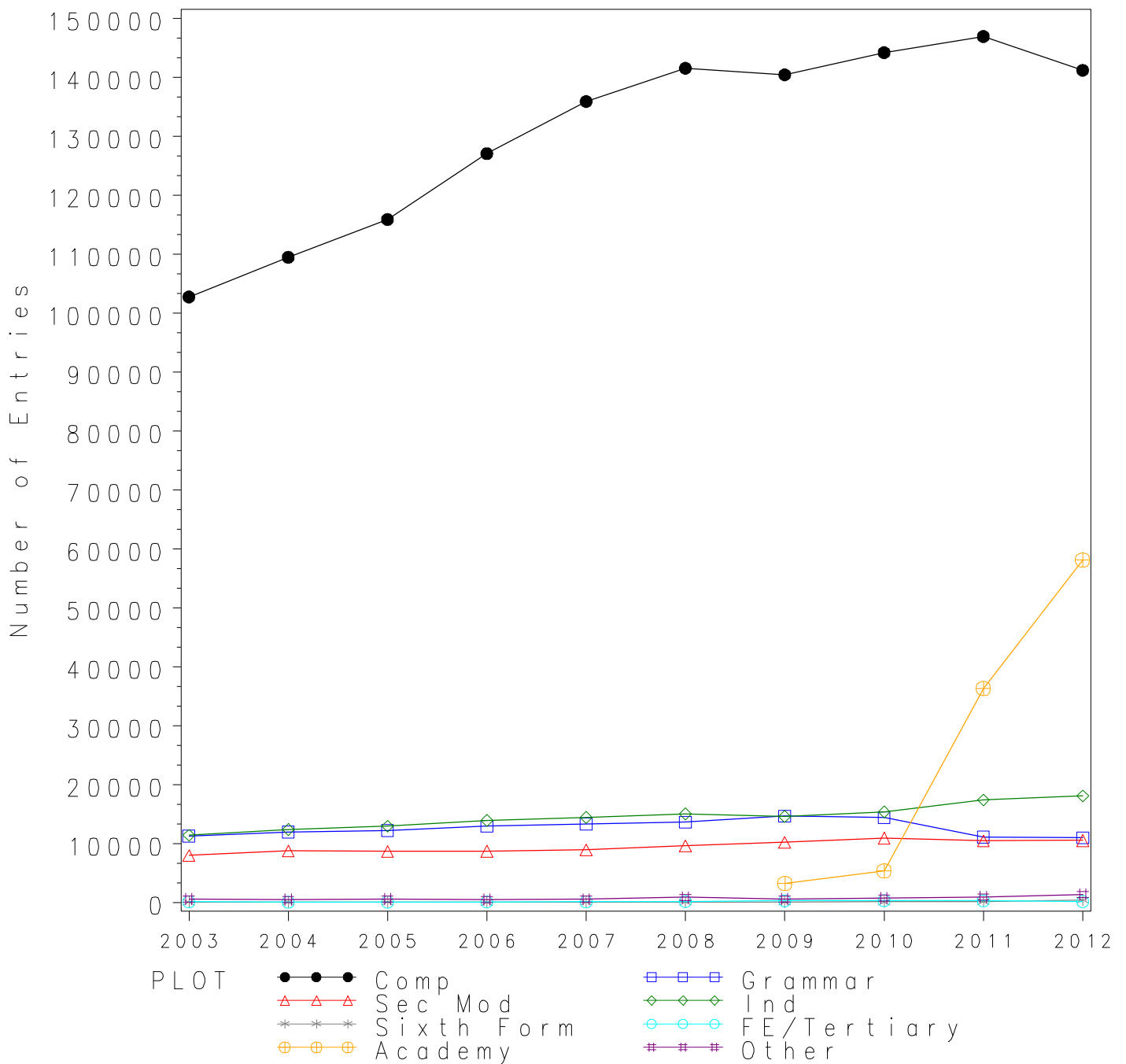
School type	2003	2004	2005	2006	2007	2008	2009	2010	2011	2012
Comprehensive	1053	1356	1836	2524	3210	4643	5084	5374	6275	6230
Grammar	61	64	109	73	83	143	308	355	343	316
Sec Mod	35	45	69	108	129	145	147	98	215	331
Independent	14	21	14	23	82	155	161	195	176	255
Sixth Form	670	700	709	678	784	744	769	728	615	518
FE/Tertiary	2519	2207	2171	1873	1716	1545	1293	1173	981	1014
Academy	.	.	.	.	.	.	287	430	2352	3897
Other	530	494	432	340	295	301	258	229	368	382



*Numbers of GCSE entries in RELIGIOUS STUDIES/EDU by school type 2003-2012*

School type	2003	2004	2005	2006	2007	2008	2009	2010	2011	2012
Comprehensive	102746	109472	115884	127059	135922	141549	140458	144210	146946	141199
Grammar	11289	11935	12186	12932	13293	13617	14638	14379	11114	10967
Sec Mod	7989	8759	8663	8686	8928	9593	10197	10924	10453	10525
Independent	11407	12362	12925	13898	14429	15049	14603	15380	17371	18054
Sixth Form	41	36	33	29	33	35	35	104	121	425
FE/Tertiary	108	52	77	89	108	147	268	301	293	146
Academy	.	.	.	.	.	.	3232	5370	36295	58117
Other	573	480	575	493	551	867	563	772	914	1332

GCSE RELIGIOUS STUDIES/EDU Entries by school type 2003–2012



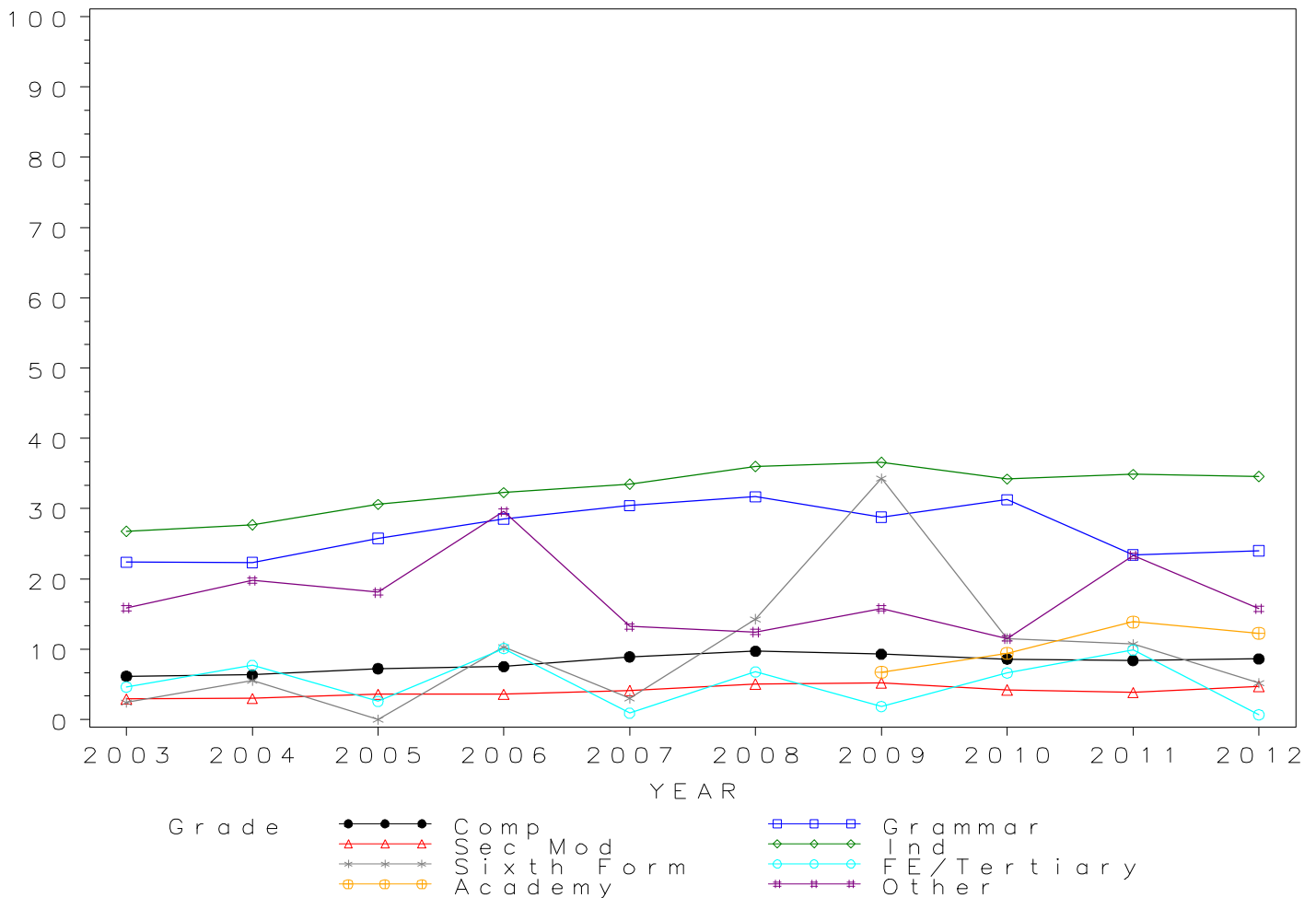
*GCSE RELIGIOUS STUDIES/EDU Grade A\* by school type 2003- 2012  
Cumulative Percentages*

School type	2003	2004	2005	2006	2007	2008	2009	2010	2011	2012
Comprehensive	6.2	6.3	7.2	7.5	8.9	9.7	9.3	8.6	8.4	8.6
Grammar	22.4	22.4	25.8	28.6	30.4	31.7	28.8	31.3	23.4	24.0
Sec Mod	2.9	3.0	3.6	3.6	4.2	5.1	5.2	4.2	3.8	4.7
Independent	26.8	27.7	30.6	32.3	33.5	36.0	36.6	34.2	34.9	34.6
Sixth Form	2.4	5.6	0.0	10.3	3.0	14.3	34.3	11.5	10.7	5.2
FE/Tertiary	4.6	7.7	2.6	10.1	0.9	6.8	1.9	6.6	9.9	0.7
Academy	.	.	.	.	.	.	6.7	9.4	13.9	12.3
Other	15.9	19.8	18.1	29.6	13.2	12.5	15.8	11.5	23.3	15.8

*Cumulative Numbers*

School type	2003	2004	2005	2006	2007	2008	2009	2010	2011	2012
Comprehensive	6339	6949	8393	9575	12139	13759	13050	12414	12360	12158
Grammar	2527	2668	3143	3694	4045	4315	4216	4498	2606	2634
Sec Mod	234	264	311	314	371	486	535	461	401	496
Independent	3057	3424	3955	4489	4834	5418	5345	5260	6062	6247
Sixth Form	1	2	0	3	1	5	12	12	13	22
FE/Tertiary	5	4	2	9	1	10	5	20	29	1
Academy	.	.	.	.	.	.	217	505	5045	7148
Other	91	95	104	146	73	108	89	89	213	210

Cumulative % at Grade A\* by school type





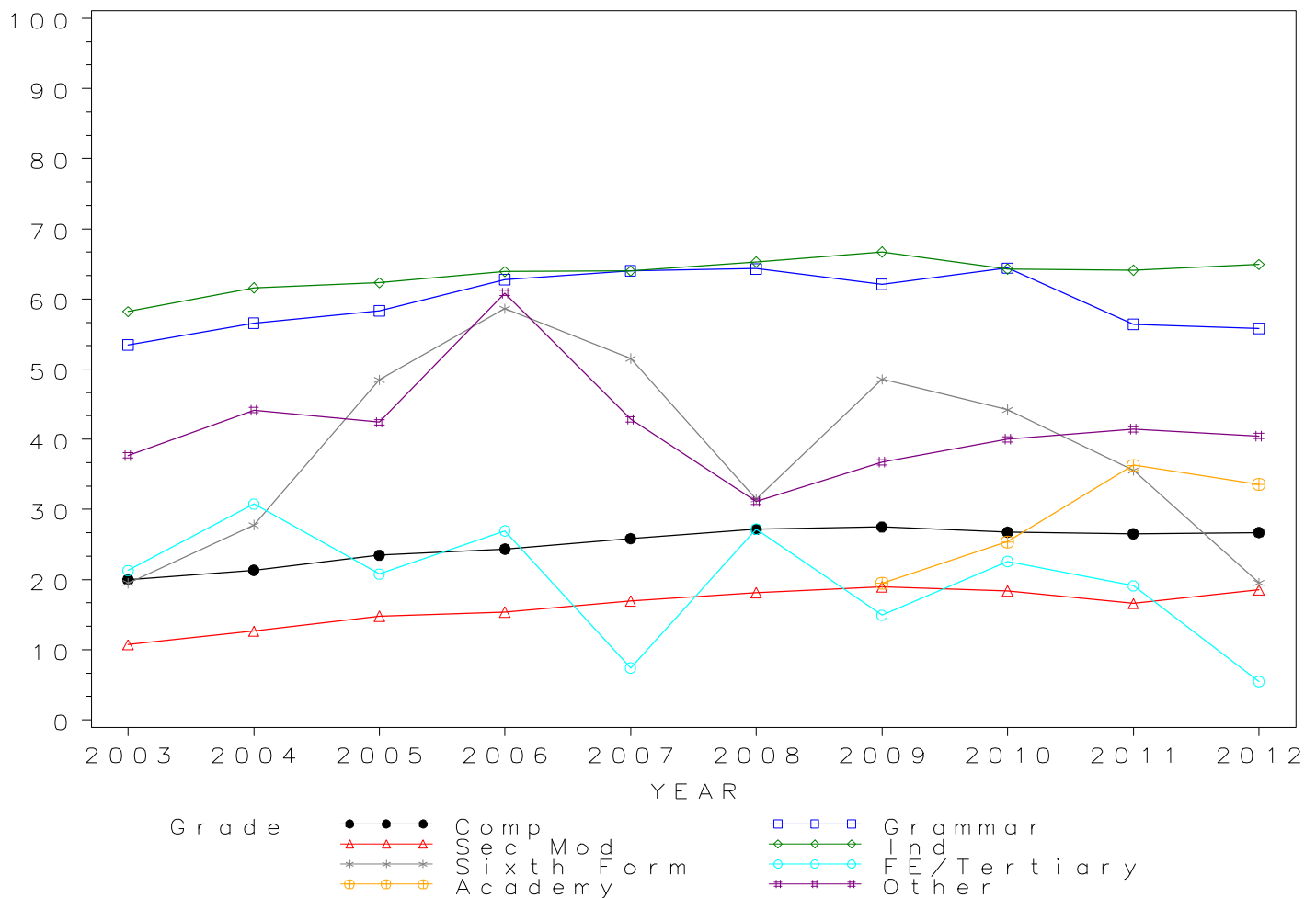
## GCSE RELIGIOUS STUDIES/EDU Grade A by school type 2003- 2012 Cumulative Percentages

School type	2003	2004	2005	2006	2007	2008	2009	2010	2011	2012
Comprehensive	20.0	21.3	23.5	24.3	25.9	27.1	27.5	26.8	26.5	26.7
Grammar	53.4	56.6	58.3	62.8	64.0	64.3	62.1	64.4	56.4	55.8
Sec Mod	10.7	12.6	14.8	15.4	17.0	18.2	19.0	18.4	16.6	18.5
Independent	58.2	61.6	62.3	63.9	64.0	65.3	66.7	64.3	64.1	64.9
Sixth Form	19.5	27.8	48.5	58.6	51.5	31.4	48.6	44.2	35.5	19.5
FE/Tertiary	21.3	30.8	20.8	27.0	7.4	27.2	14.9	22.6	19.1	5.5
Academy	.	.	.	.	.	.	19.5	25.4	36.3	33.6
Other	37.7	44.2	42.4	60.9	42.8	31.1	36.8	40.0	41.5	40.5

### Cumulative Numbers

School type	2003	2004	2005	2006	2007	2008	2009	2010	2011	2012
Comprehensive	20526	23368	27225	30936	35143	38426	38634	38602	39005	37730
Grammar	6033	6753	7110	8115	8509	8756	9090	9263	6267	6122
Sec Mod	858	1108	1283	1336	1515	1743	1936	2008	1734	1950
Independent	6639	7615	8052	8881	9235	9827	9740	9889	11135	11717
Sixth Form	8	10	16	17	17	11	17	46	43	83
FE/Tertiary	23	16	16	24	8	40	40	68	56	8
Academy	.	.	.	.	.	.	630	1364	13175	19527
Other	216	212	244	300	236	270	207	309	379	539

Cumulative % at Grade A by school type



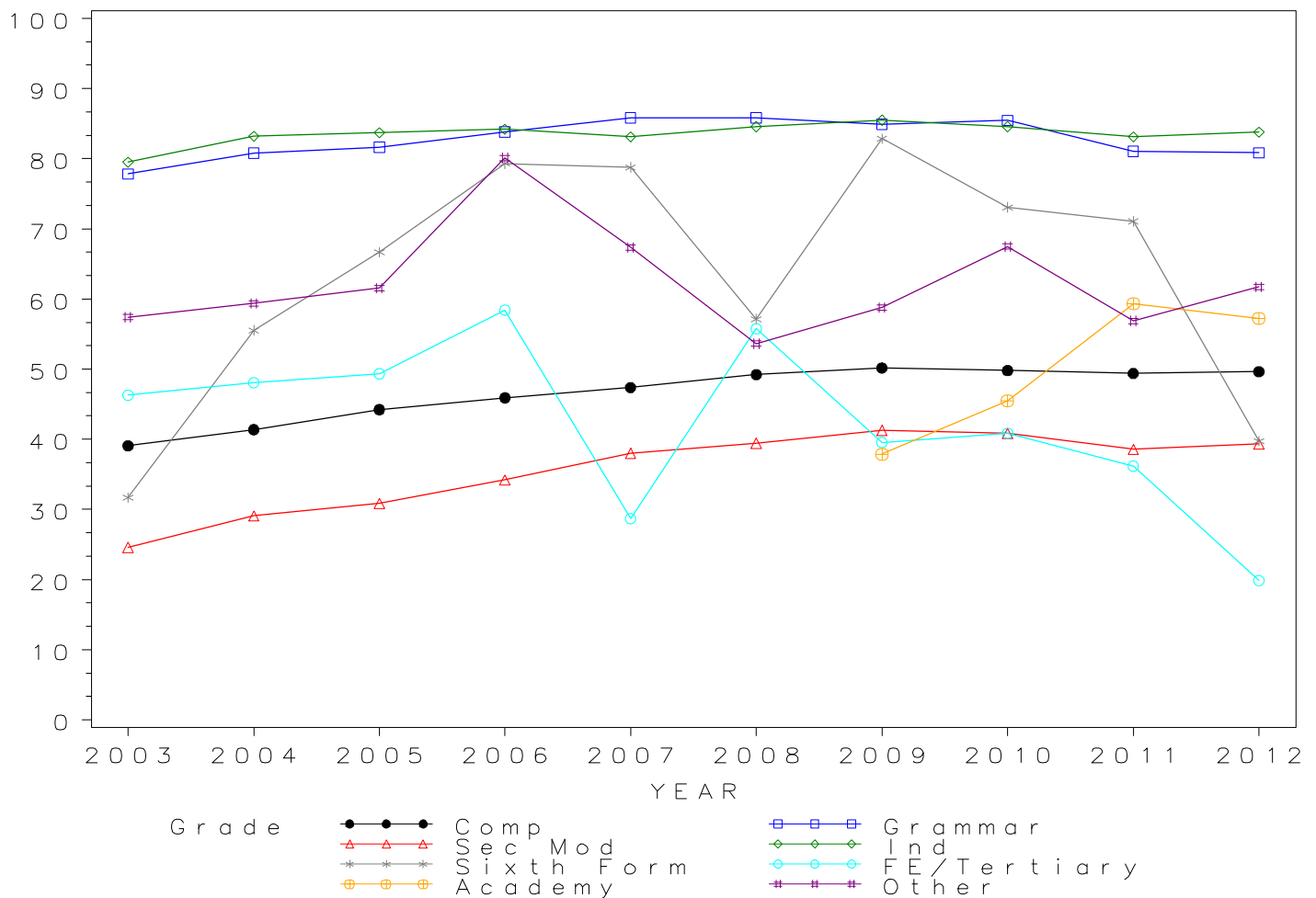
## GCSE RELIGIOUS STUDIES/EDU Grade B by school type 2003- 2012 Cumulative Percentages

School type	2003	2004	2005	2006	2007	2008	2009	2010	2011	2012
Comprehensive	39.1	41.4	44.2	45.9	47.4	49.2	50.2	49.8	49.4	49.6
Grammar	77.8	80.8	81.7	83.8	85.8	85.8	84.9	85.5	81.1	80.9
Sec Mod	24.6	29.1	30.8	34.2	38.0	39.5	41.3	40.8	38.6	39.3
Independent	79.5	83.2	83.7	84.2	83.1	84.6	85.5	84.6	83.1	83.8
Sixth Form	31.7	55.6	66.7	79.3	78.8	57.1	82.9	73.1	71.1	39.8
FE/Tertiary	46.3	48.1	49.4	58.4	28.7	55.8	39.6	40.9	36.2	19.9
Academy	.	.	.	.	.	.	37.9	45.5	59.3	57.2
Other	57.4	59.4	61.6	80.1	67.3	53.6	58.8	67.5	56.9	61.7

### Cumulative Numbers

School type	2003	2004	2005	2006	2007	2008	2009	2010	2011	2012
Comprehensive	40168	45301	51272	58340	64420	69655	70478	71806	72558	70079
Grammar	8785	9642	9951	10842	11411	11689	12428	12288	9009	8868
Sec Mod	1967	2549	2672	2973	3394	3785	4210	4459	4031	4138
Independent	9069	10285	10818	11702	11990	12731	12486	13011	14435	15129
Sixth Form	13	20	22	23	26	20	29	76	86	169
FE/Tertiary	50	25	38	52	31	82	106	123	106	29
Academy	.	.	.	.	.	.	1225	2443	21523	33243
Other	329	285	354	395	371	465	331	521	520	822

Cumulative % at Grade B by school type



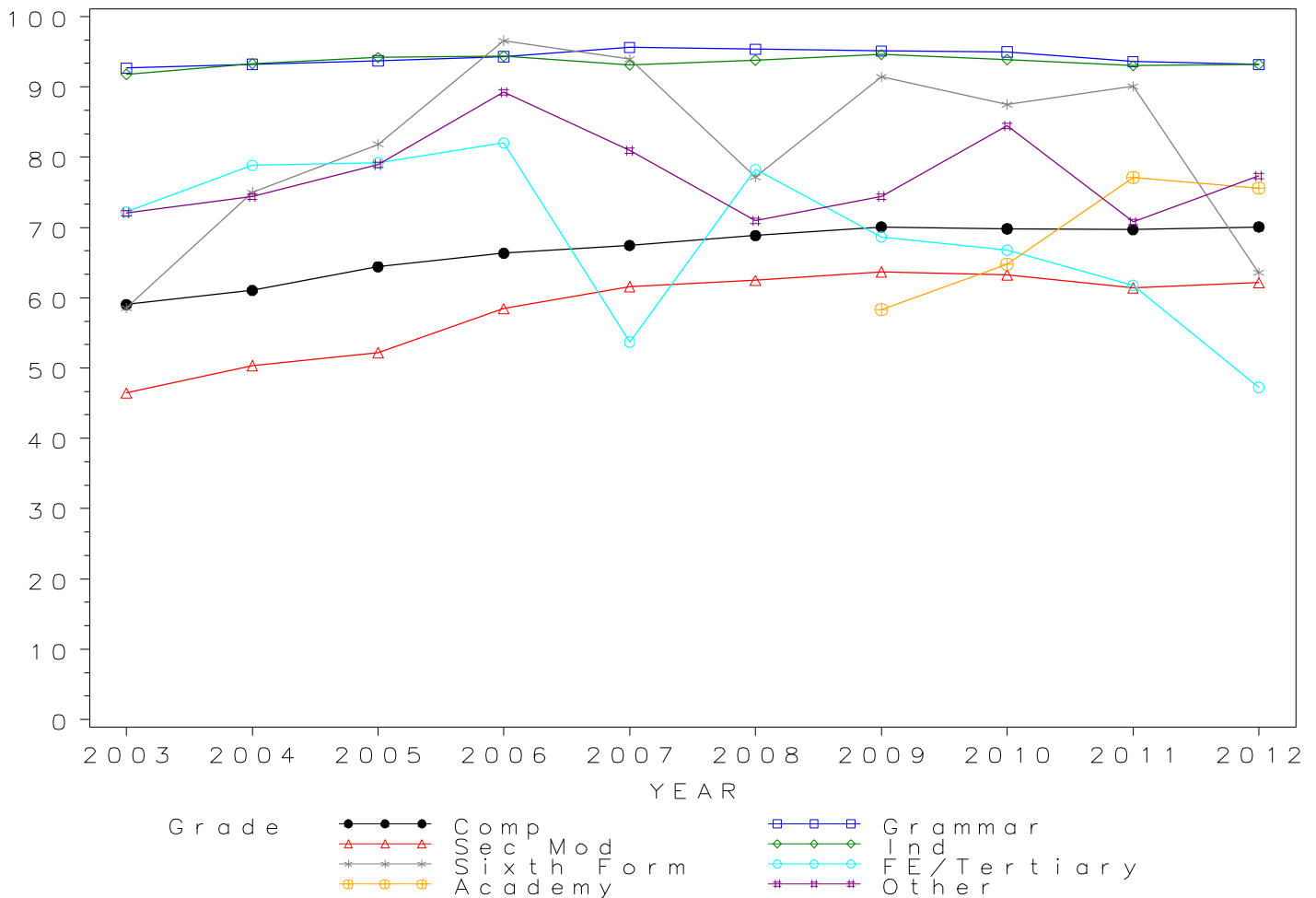
*GCSE RELIGIOUS STUDIES/EDU Grade C by school type 2003- 2012  
Cumulative Percentages*

School type	2003	2004	2005	2006	2007	2008	2009	2010	2011	2012
Comprehensive	59.0	61.0	64.4	66.3	67.4	68.9	70.1	69.8	69.7	70.1
Grammar	92.7	93.2	93.7	94.3	95.6	95.3	95.1	95.0	93.6	93.2
Sec Mod	46.4	50.4	52.2	58.5	61.6	62.5	63.7	63.3	61.4	62.1
Independent	91.8	93.3	94.2	94.4	93.1	93.8	94.6	93.9	93.0	93.2
Sixth Form	58.5	75.0	81.8	96.6	93.9	77.1	91.4	87.5	90.1	63.5
FE/Tertiary	72.2	78.8	79.2	82.0	53.7	78.2	68.7	66.8	61.8	47.3
Academy	.	.	.	.	.	.	58.3	64.8	77.1	75.6
Other	72.1	74.4	79.0	89.2	80.9	70.9	74.4	84.5	70.8	77.3

*Cumulative Numbers*

School type	2003	2004	2005	2006	2007	2008	2009	2010	2011	2012
Comprehensive	60664	66827	74660	84267	91678	97474	98442	100683	102437	98951
Grammar	10461	11124	11422	12195	12707	12983	13924	13660	10400	10218
Sec Mod	3710	4412	4521	5078	5501	5995	6496	6910	6421	6539
Independent	10472	11534	12175	13120	13433	14116	13814	14442	16155	16826
Sixth Form	24	27	27	28	31	27	32	91	109	270
FE/Tertiary	78	41	61	73	58	115	184	201	181	69
Academy	.	.	.	.	.	.	1884	3480	27983	43936
Other	413	357	454	440	446	615	419	652	647	1030

Cumulative % at Grade C by school type



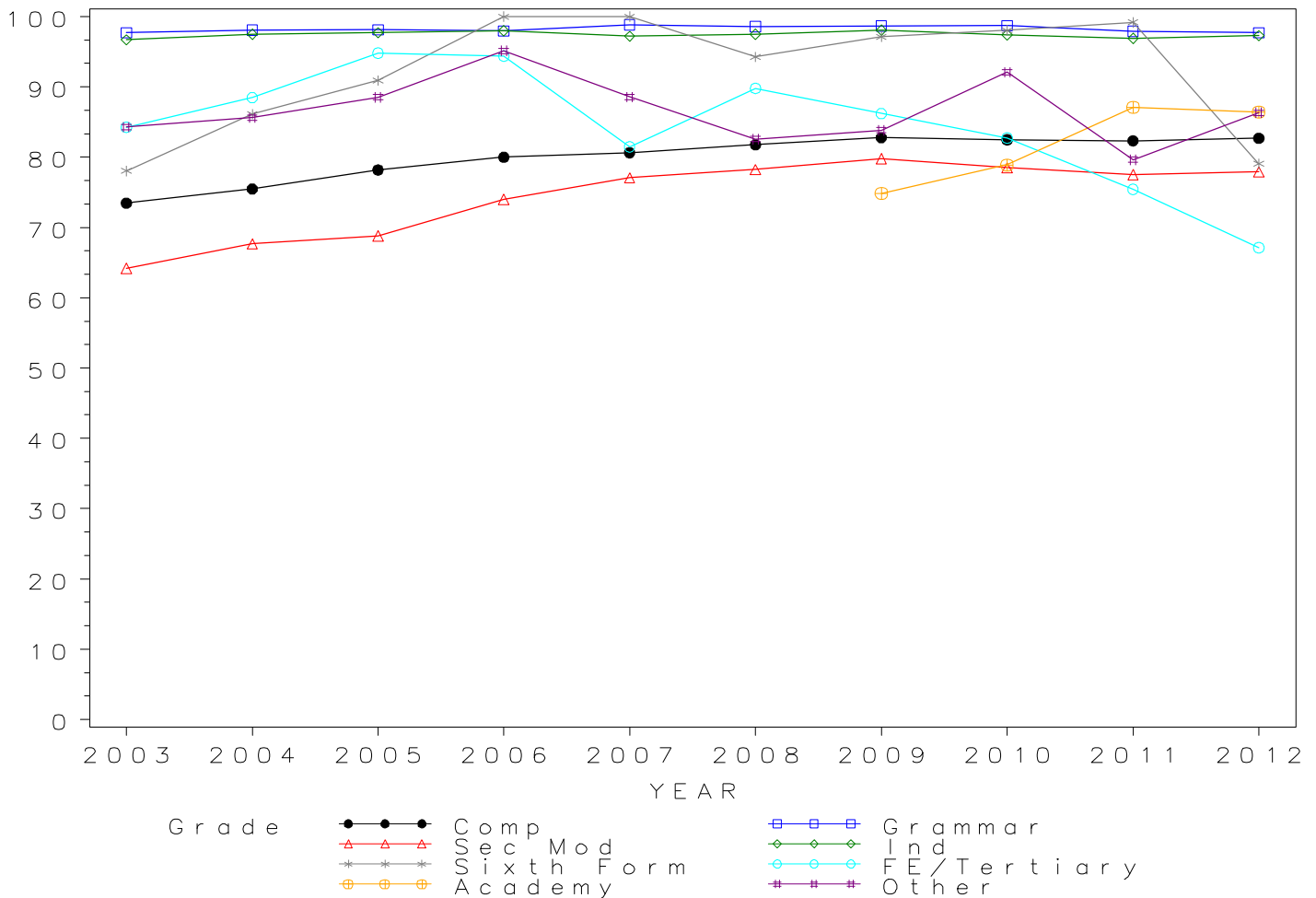
*GCSE RELIGIOUS STUDIES/EDU Grade D by school type 2003- 2012  
Cumulative Percentages*

School type	2003	2004	2005	2006	2007	2008	2009	2010	2011	2012
Comprehensive	73.5	75.5	78.2	80.0	80.6	81.8	82.8	82.5	82.3	82.7
Grammar	97.7	98.1	98.1	98.0	98.8	98.6	98.7	98.7	97.9	97.7
Sec Mod	64.2	67.7	68.8	74.0	77.1	78.3	79.8	78.5	77.5	77.9
Independent	96.7	97.5	97.7	98.0	97.2	97.5	98.1	97.4	96.9	97.3
Sixth Form	78.0	86.1	90.9	100.0	100.0	94.3	97.1	98.1	99.2	79.1
FE/Tertiary	84.3	88.5	94.8	94.4	81.5	89.8	86.2	82.7	75.4	67.1
Academy	.	.	.	.	.	.	74.8	78.9	87.1	86.4
Other	84.3	85.6	88.5	95.1	88.6	82.6	83.8	92.1	79.6	86.3

*Cumulative Numbers*

School type	2003	2004	2005	2006	2007	2008	2009	2010	2011	2012
Comprehensive	75500	82623	90613	101631	109615	115734	116287	118945	120986	116757
Grammar	11030	11705	11956	12668	13137	13422	14446	14196	10883	10716
Sec Mod	5128	5929	5961	6428	6882	7507	8136	8574	8105	8202
Independent	11031	12053	12628	13620	14025	14673	14326	14980	16832	17567
Sixth Form	32	31	30	29	33	33	34	102	120	336
FE/Tertiary	91	46	73	84	88	132	231	249	221	98
Academy	.	.	.	.	.	.	2418	4237	31613	50213
Other	483	411	509	469	488	716	472	711	728	1150

Cumulative % at Grade D by school type

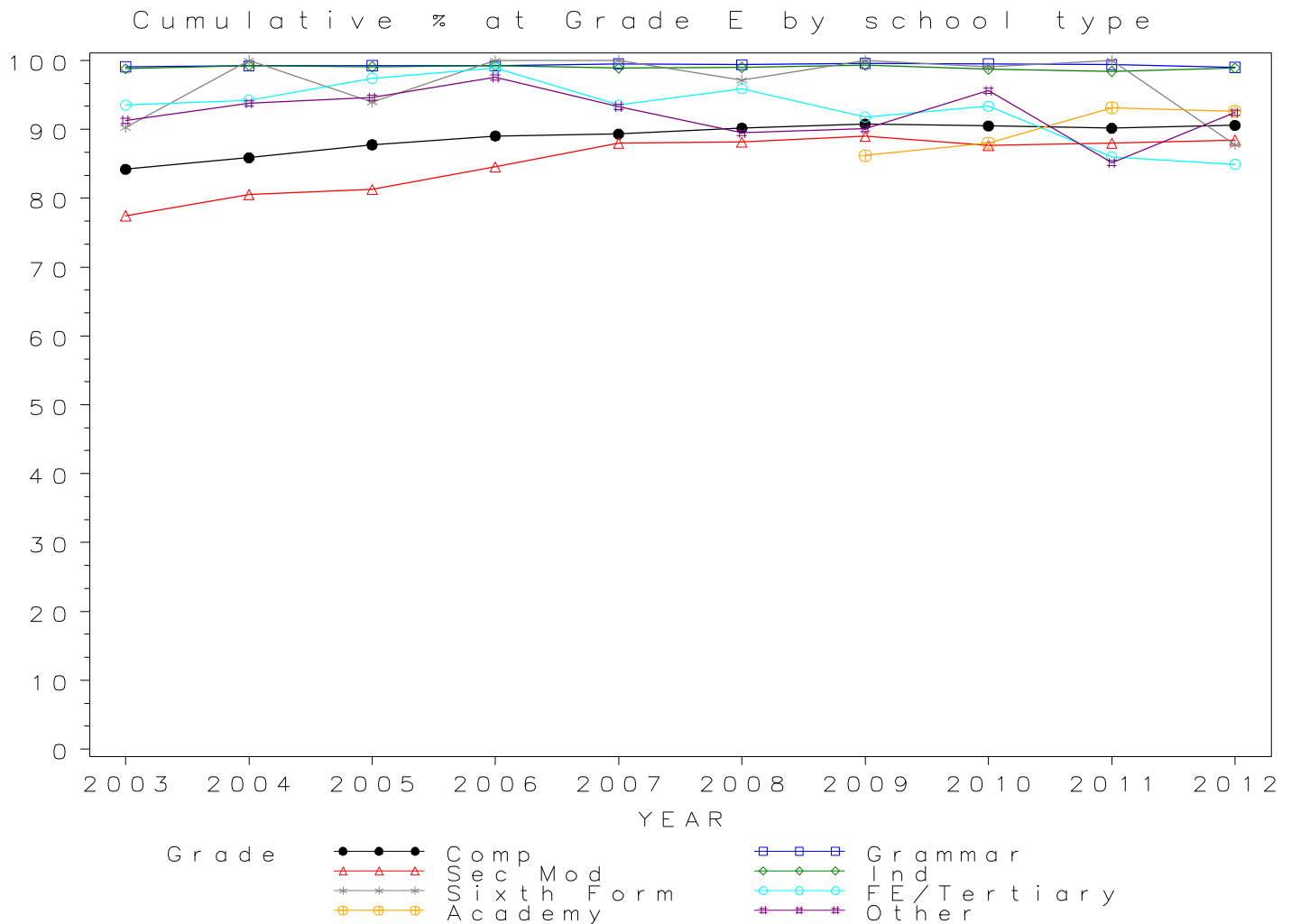


*GCSE RELIGIOUS STUDIES/EDU Grade E by school type 2003- 2012  
Cumulative Percentages*

School type	2003	2004	2005	2006	2007	2008	2009	2010	2011	2012
Comprehensive	84.2	85.9	87.8	89.0	89.3	90.2	90.8	90.5	90.2	90.6
Grammar	99.1	99.2	99.3	99.2	99.5	99.4	99.6	99.5	99.4	99.0
Sec Mod	77.4	80.6	81.3	84.5	88.0	88.1	89.0	87.6	88.0	88.4
Independent	98.8	99.2	99.1	99.2	98.9	99.0	99.3	98.7	98.4	98.9
Sixth Form	90.2	100.0	93.9	100.0	100.0	97.1	100.0	99.0	100.0	87.8
FE/Tertiary	93.5	94.2	97.4	98.9	93.5	95.9	91.8	93.4	86.0	84.9
Academy	.	.	.	.	.	.	86.2	88.0	93.1	92.6
Other	91.3	93.8	94.6	97.6	93.3	89.5	90.1	95.6	85.1	92.4

*Cumulative Numbers*

School type	2003	2004	2005	2006	2007	2008	2009	2010	2011	2012
Comprehensive	86512	94011	101699	113128	121386	127647	127496	130504	132480	127882
Grammar	11185	11841	12097	12831	13228	13533	14579	14307	11047	10859
Sec Mod	6186	7056	7040	7342	7860	8454	9072	9574	9197	9309
Independent	11270	12263	12809	13787	14270	14899	14501	15180	17093	17855
Sixth Form	37	36	31	29	33	34	35	103	121	373
FE/Tertiary	101	49	75	88	101	141	246	281	252	124
Academy	.	.	.	.	.	.	2786	4726	33791	53816
Other	523	450	544	481	514	776	507	738	778	1231

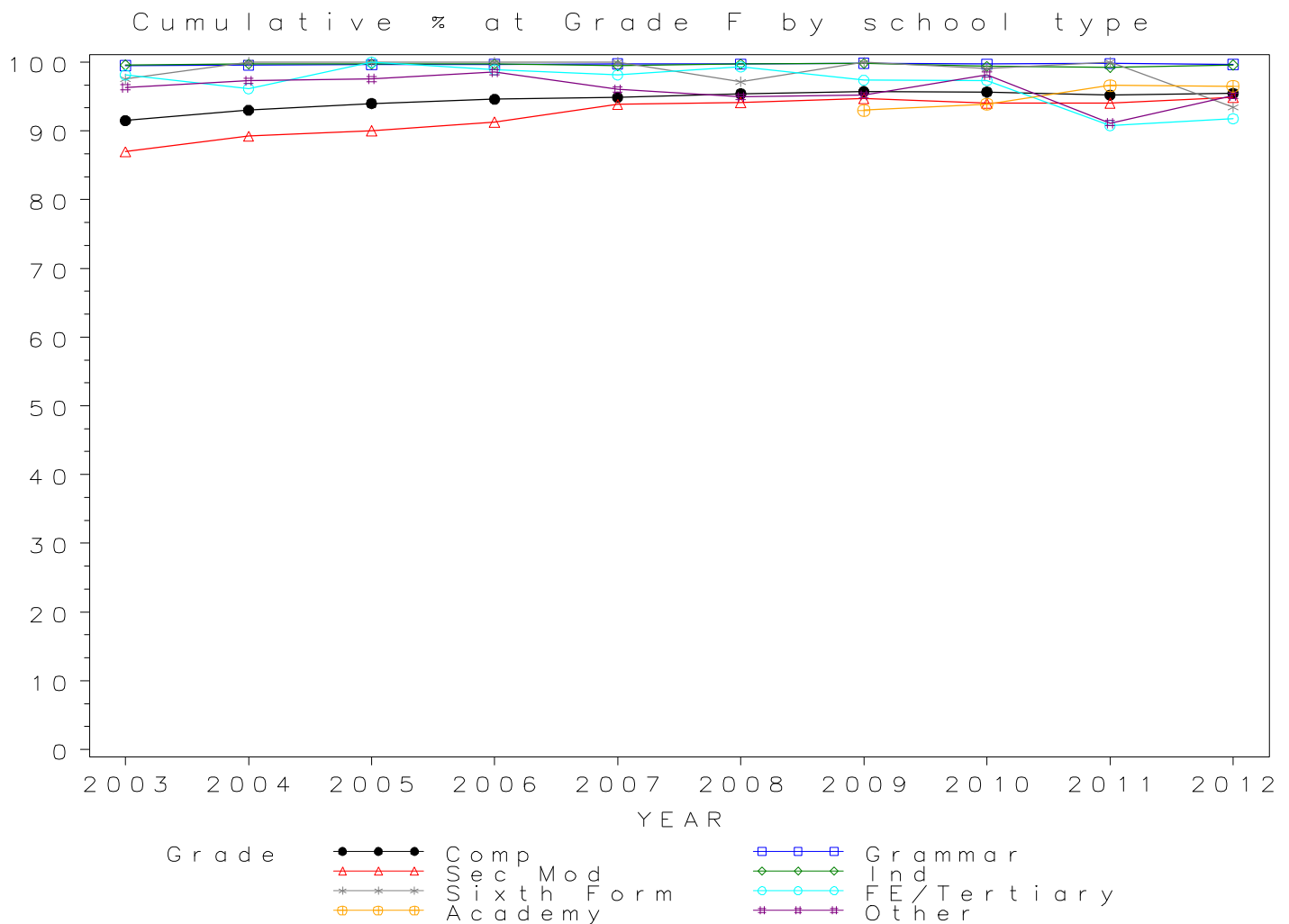


## GCSE RELIGIOUS STUDIES/EDU Grade F by school type 2003- 2012 Cumulative Percentages

School type	2003	2004	2005	2006	2007	2008	2009	2010	2011	2012
Comprehensive	91.5	93.0	94.0	94.6	94.9	95.4	95.7	95.7	95.2	95.5
Grammar	99.5	99.6	99.6	99.7	99.8	99.7	99.8	99.7	99.8	99.7
Sec Mod	87.0	89.2	90.0	91.3	93.9	94.1	94.7	94.0	94.1	94.9
Independent	99.6	99.7	99.7	99.7	99.5	99.7	99.8	99.4	99.2	99.6
Sixth Form	97.6	100.0	100.0	100.0	100.0	97.1	100.0	99.0	100.0	93.4
FE/Tertiary	98.1	96.2	100.0	98.9	98.1	99.3	97.4	97.3	90.8	91.8
Academy	.	.	.	.	.	.	93.0	93.9	96.6	96.5
Other	96.3	97.3	97.6	98.6	96.0	94.9	95.2	98.2	91.1	95.1

### Cumulative Numbers

School type	2003	2004	2005	2006	2007	2008	2009	2010	2011	2012
Comprehensive	94012	101814	108912	120199	128981	135044	134452	137952	139909	134800
Grammar	11232	11883	12139	12889	13260	13579	14613	14340	11094	10931
Sec Mod	6949	7815	7801	7928	8379	9030	9659	10271	9832	9986
Independent	11361	12325	12886	13856	14357	15004	14574	15288	17232	17982
Sixth Form	40	36	33	29	33	34	35	103	121	397
FE/Tertiary	106	50	77	88	106	146	261	293	266	134
Academy	.	.	.	.	.	.	3006	5042	35061	56083
Other	552	467	561	486	529	823	536	758	833	1267



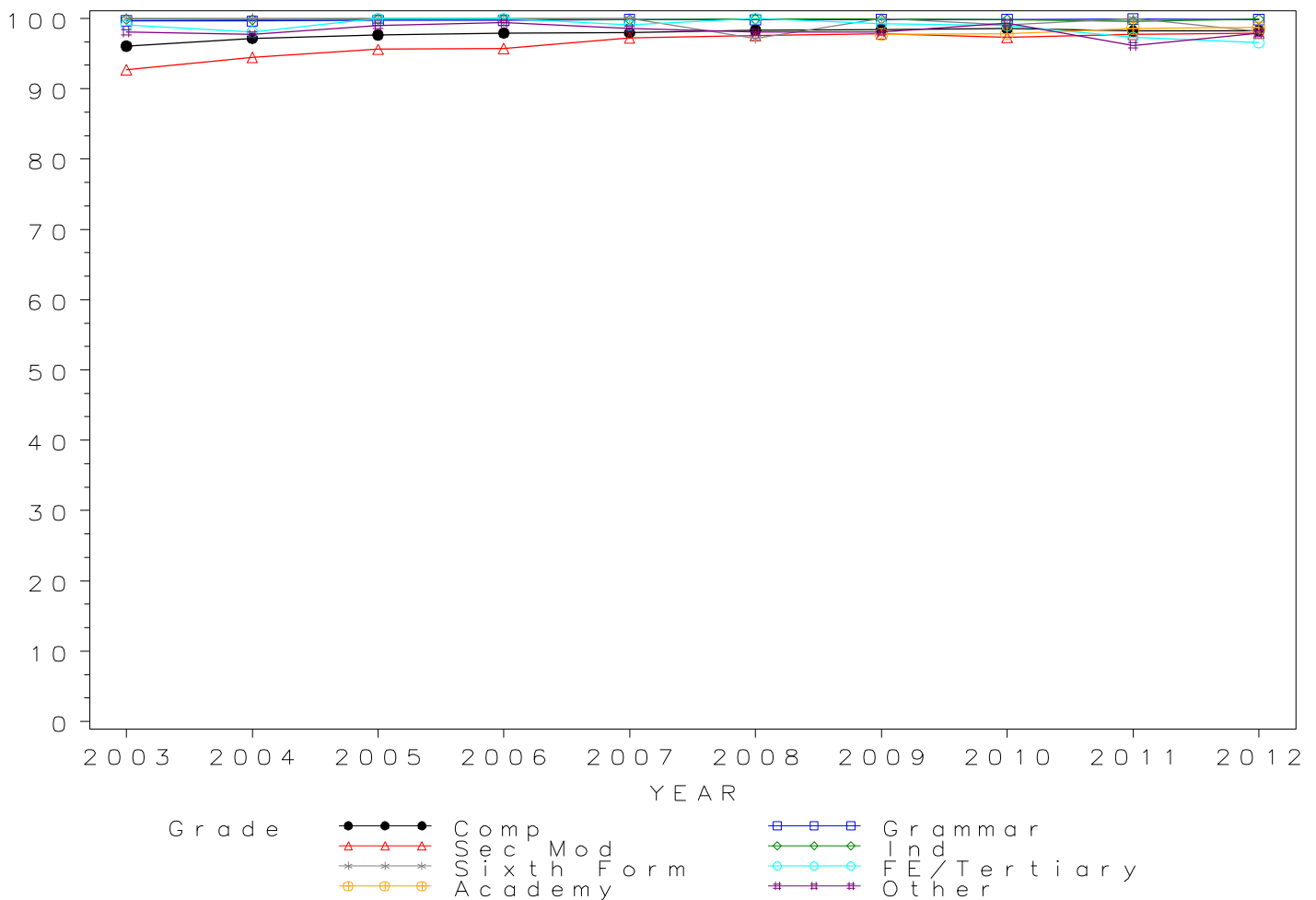
*GCSE RELIGIOUS STUDIES/EDU Grade G by school type 2003- 2012  
Cumulative Percentages*

School type	2003	2004	2005	2006	2007	2008	2009	2010	2011	2012
Comprehensive	96.1	97.2	97.7	97.9	97.9	98.3	98.4	98.5	98.2	98.3
Grammar	99.7	99.6	99.7	99.7	99.9	99.8	99.9	99.8	99.9	99.8
Sec Mod	92.7	94.5	95.6	95.7	97.2	97.6	97.8	97.3	97.7	97.9
Independent	99.9	99.8	99.9	99.9	99.8	99.9	99.9	99.8	99.6	99.9
Sixth Form	100.0	100.0	100.0	100.0	100.0	97.1	100.0	99.0	100.0	98.1
FE/Tertiary	99.1	98.1	100.0	100.0	99.1	100.0	99.3	99.0	97.3	96.6
Academy	.	.	.	.	.	.	97.7	97.8	98.6	98.7
Other	98.1	97.7	99.0	99.4	98.5	98.0	98.0	99.4	96.2	97.9

*Cumulative Numbers*

School type	2003	2004	2005	2006	2007	2008	2009	2010	2011	2012
Comprehensive	98717	106375	113180	124423	133118	139202	138228	142082	144284	138754
Grammar	11252	11892	12151	12897	13274	13588	14618	14355	11105	10949
Sec Mod	7406	8275	8281	8314	8682	9358	9972	10633	10217	10299
Independent	11396	12337	12912	13884	14400	15034	14588	15349	17302	18036
Sixth Form	41	36	33	29	33	34	35	103	121	417
FE/Tertiary	107	51	77	89	107	147	266	298	285	141
Academy	.	.	.	.	.	.	3158	5252	35787	57361
Other	562	469	569	490	543	850	552	767	879	1304

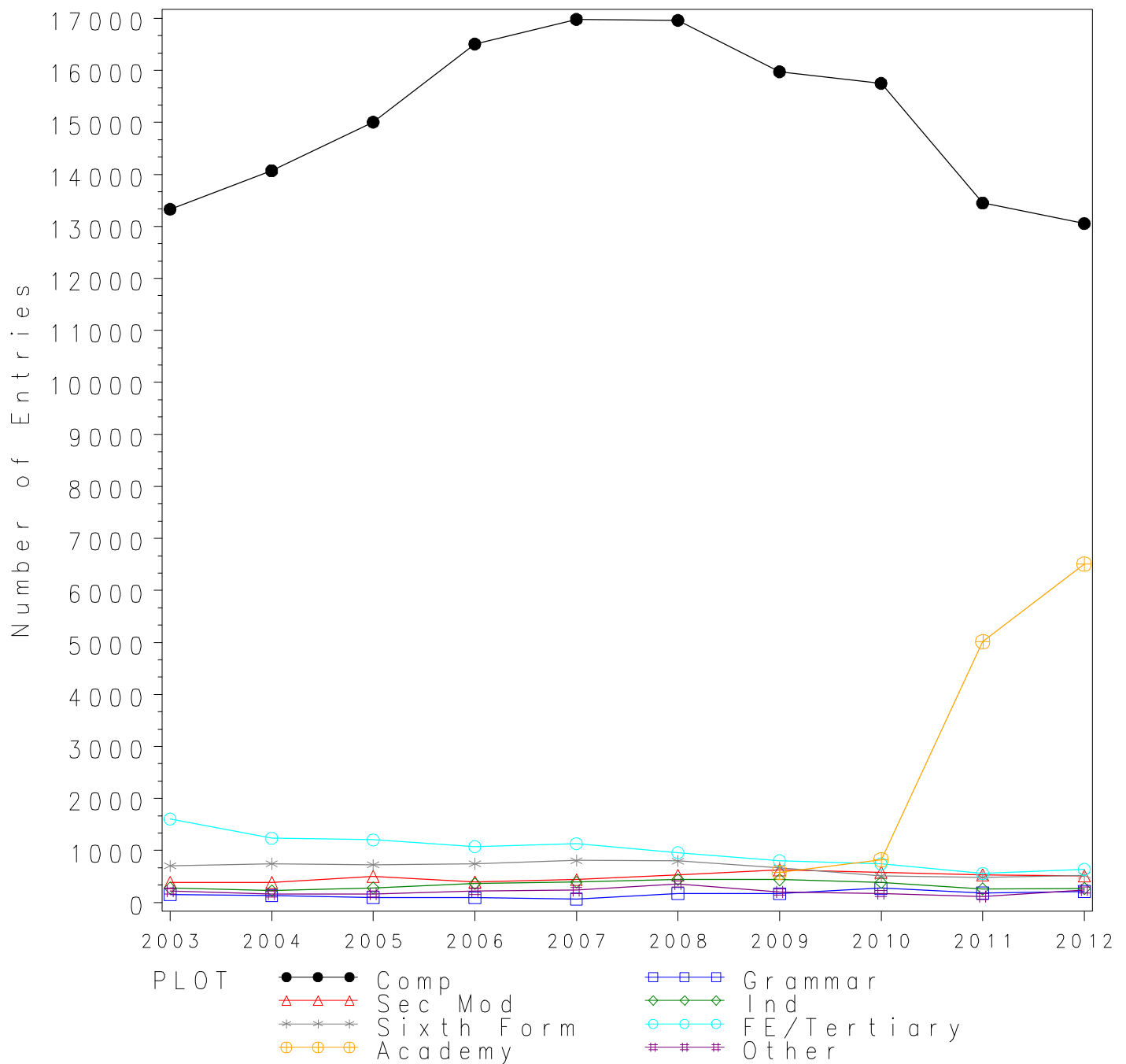
Cumulative % at Grade G by school type



*Numbers of GCSE entries in SOCIOLOGY by school type 2003-2012*

School type	2003	2004	2005	2006	2007	2008	2009	2010	2011	2012
Comprehensive	13332	14071	15005	16508	16983	16965	15976	15754	13450	13056
Grammar	150	132	94	89	67	173	169	273	183	210
Sec Mod	384	385	499	396	438	525	625	579	533	513
Independent	278	225	276	362	392	439	437	383	262	268
Sixth Form	702	743	721	742	806	797	664	507	482	519
FE/Tertiary	1604	1235	1203	1074	1130	957	804	741	556	639
Academy	.	.	.	.	.	.	581	819	5015	6507
Other	221	164	164	215	234	359	204	174	113	238

GCSE SOCIOLOGY Entries by school type 2003–2012





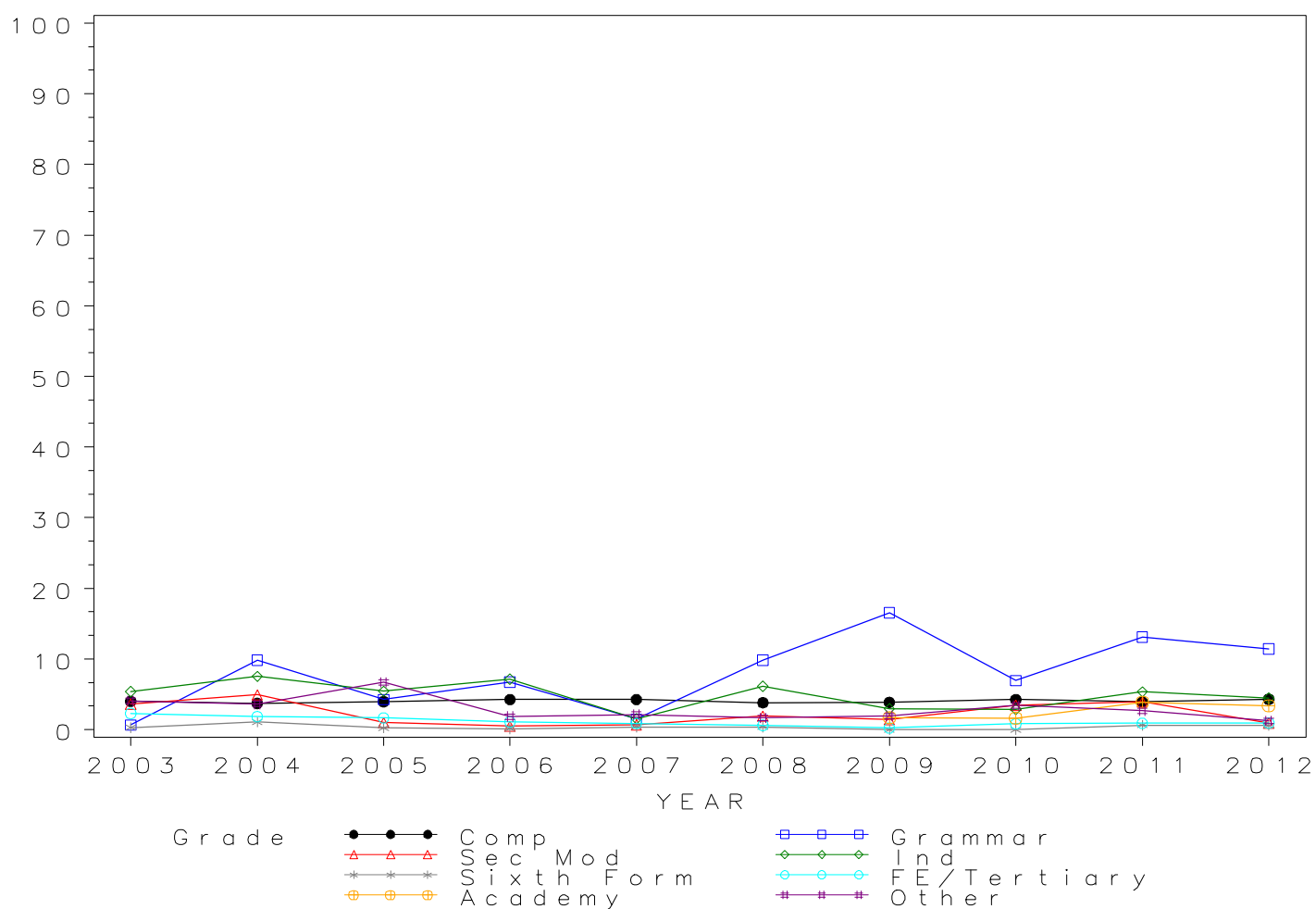
*GCSE SOCIOLOGY Grade A\* by school type 2003- 2012  
Cumulative Percentages*

School type	2003	2004	2005	2006	2007	2008	2009	2010	2011	2012
Comprehensive	4.0	3.7	4.0	4.3	4.3	3.8	3.9	4.3	3.9	4.3
Grammar	0.7	9.8	4.3	6.7	1.5	9.8	16.6	7.0	13.1	11.4
Sec Mod	3.6	4.9	1.0	0.5	0.7	1.9	1.4	3.5	3.9	1.0
Independent	5.4	7.6	5.4	7.2	1.5	6.2	3.0	2.9	5.3	4.5
Sixth Form	0.3	1.1	0.3	0.1	0.4	0.4	0.0	0.0	0.6	0.6
FE/Tertiary	2.3	1.9	1.7	1.1	0.9	0.6	0.2	0.8	0.9	0.9
Academy	.	.	.	.	.	.	1.7	1.6	3.9	3.4
Other	4.1	3.7	6.7	1.9	2.1	1.7	2.0	3.4	2.7	1.3

*Cumulative Numbers*

School type	2003	2004	2005	2006	2007	2008	2009	2010	2011	2012
Comprehensive	535	525	597	704	727	648	619	674	529	564
Grammar	1	13	4	6	1	17	28	19	24	24
Sec Mod	14	19	5	2	3	10	9	20	21	5
Independent	15	17	15	26	6	27	13	11	14	12
Sixth Form	2	8	2	1	3	3	0	0	3	3
FE/Tertiary	37	23	20	12	10	6	2	6	5	6
Academy	.	.	.	.	.	.	10	13	196	221
Other	9	6	11	4	5	6	4	6	3	3

Cumulative % at Grade A\* by school type



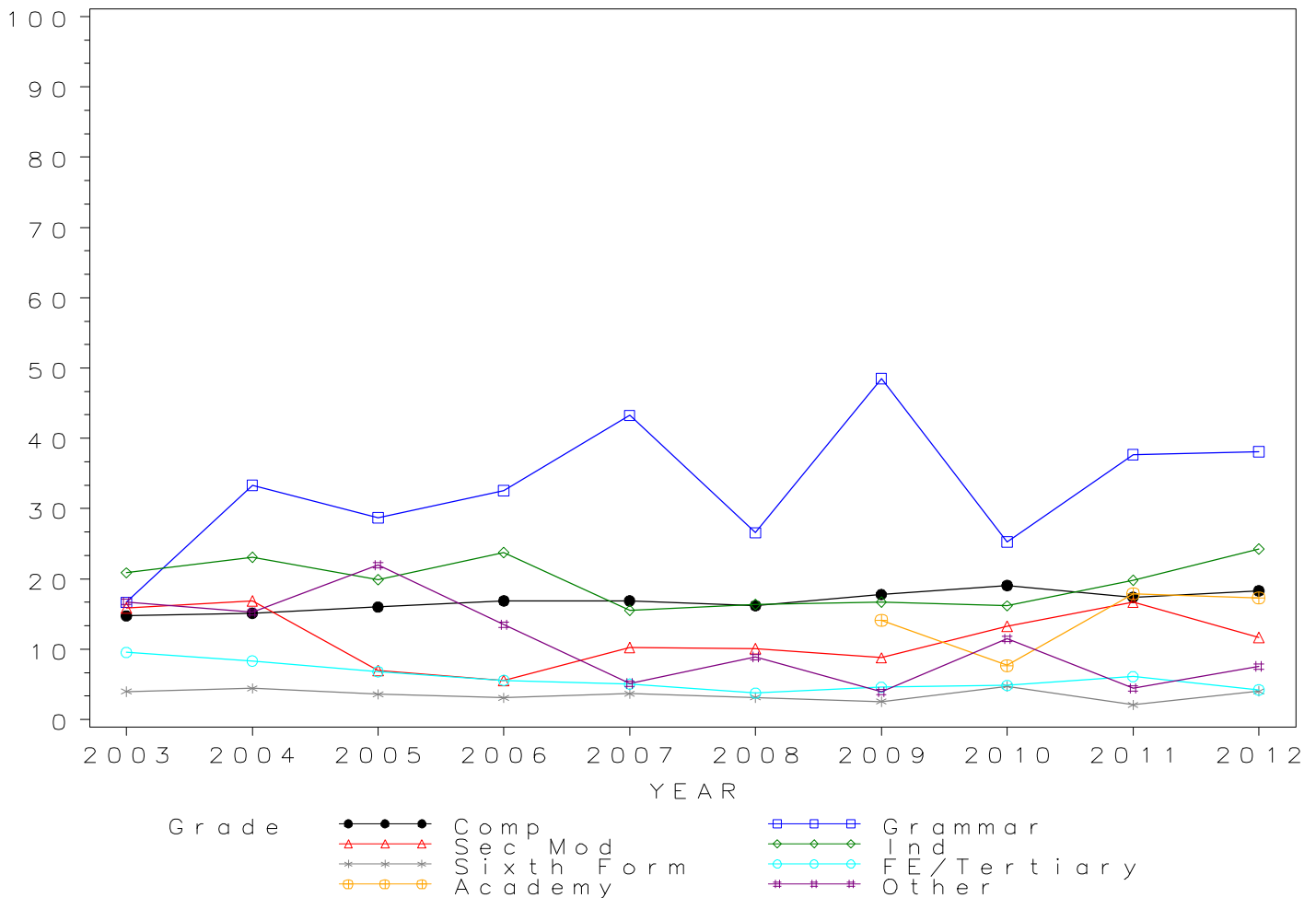
*GCSE SOCIOLOGY Grade A by school type 2003-2012  
Cumulative Percentages*

School type	2003	2004	2005	2006	2007	2008	2009	2010	2011	2012
Comprehensive	14.8	15.1	16.0	16.9	16.9	16.2	17.8	19.1	17.4	18.3
Grammar	16.7	33.3	28.7	32.6	43.3	26.6	48.5	25.3	37.7	38.1
Sec Mod	15.9	16.9	7.0	5.6	10.3	10.1	8.8	13.3	16.7	11.7
Independent	20.9	23.1	19.9	23.8	15.6	16.4	16.7	16.2	19.8	24.3
Sixth Form	4.0	4.4	3.6	3.1	3.7	3.1	2.6	4.7	2.1	4.0
FE/Tertiary	9.5	8.3	6.8	5.6	5.0	3.8	4.6	4.9	6.1	4.2
Academy	.	.	.	.	.	.	14.1	7.7	17.9	17.3
Other	16.7	15.2	22.0	13.5	5.1	8.9	3.9	11.5	4.4	7.6

*Cumulative Numbers*

School type	2003	2004	2005	2006	2007	2008	2009	2010	2011	2012
Comprehensive	1967	2128	2401	2789	2869	2749	2843	3005	2340	2391
Grammar	25	44	27	29	29	46	82	69	69	80
Sec Mod	61	65	35	22	45	53	55	77	89	60
Independent	58	52	55	86	61	72	73	62	52	65
Sixth Form	28	33	26	23	30	25	17	24	10	21
FE/Tertiary	153	103	82	60	57	36	37	36	34	27
Academy	.	.	.	.	.	.	82	63	898	1126
Other	37	25	36	29	12	32	8	20	5	18

Cumulative % at Grade A by school type



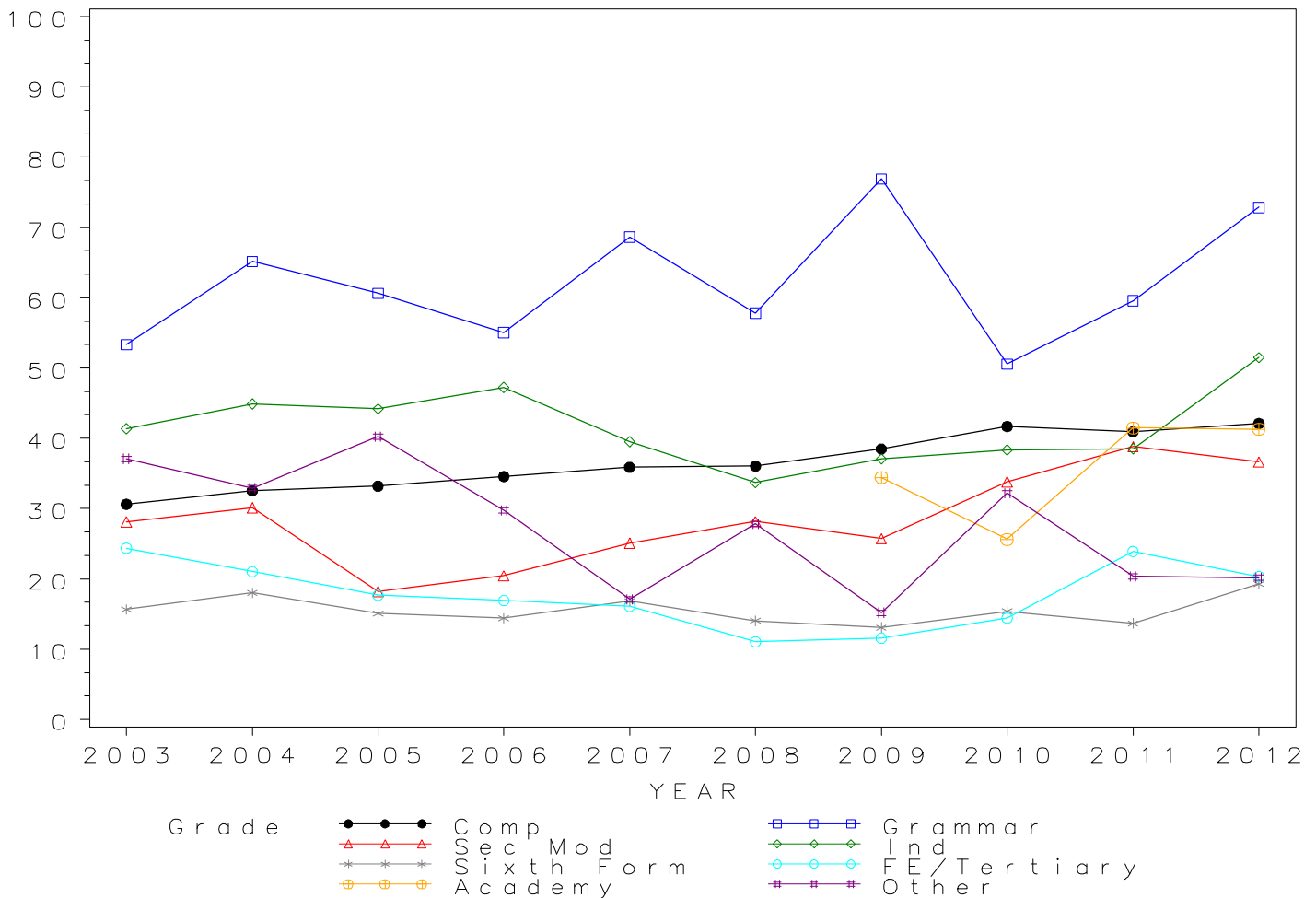
*GCSE SOCIOLOGY Grade B by school type 2003- 2012  
Cumulative Percentages*

School type	2003	2004	2005	2006	2007	2008	2009	2010	2011	2012
Comprehensive	30.6	32.5	33.2	34.6	35.9	36.1	38.5	41.7	40.9	42.1
Grammar	53.3	65.2	60.6	55.1	68.7	57.8	76.9	50.5	59.6	72.9
Sec Mod	28.1	30.1	18.2	20.5	25.1	28.2	25.8	33.9	38.8	36.6
Independent	41.4	44.9	44.2	47.2	39.5	33.7	37.1	38.4	38.5	51.5
Sixth Form	15.7	18.0	15.1	14.4	16.9	14.1	13.1	15.4	13.7	19.3
FE/Tertiary	24.4	21.1	17.7	16.9	16.1	11.1	11.6	14.4	23.9	20.3
Academy	.	.	.	.	.	.	34.4	25.6	41.5	41.3
Other	37.1	32.9	40.2	29.8	17.1	27.9	15.2	32.2	20.4	20.2

*Cumulative Numbers*

School type	2003	2004	2005	2006	2007	2008	2009	2010	2011	2012
Comprehensive	4083	4579	4981	5708	6095	6118	6147	6569	5506	5499
Grammar	80	86	57	49	46	100	130	138	109	153
Sec Mod	108	116	91	81	110	148	161	196	207	188
Independent	115	101	122	171	155	148	162	147	101	138
Sixth Form	110	134	109	107	136	112	87	78	66	100
FE/Tertiary	391	260	213	182	182	106	93	107	133	130
Academy	.	.	.	.	.	.	200	210	2081	2687
Other	82	54	66	64	40	100	31	56	23	48

Cumulative % at Grade B by school type



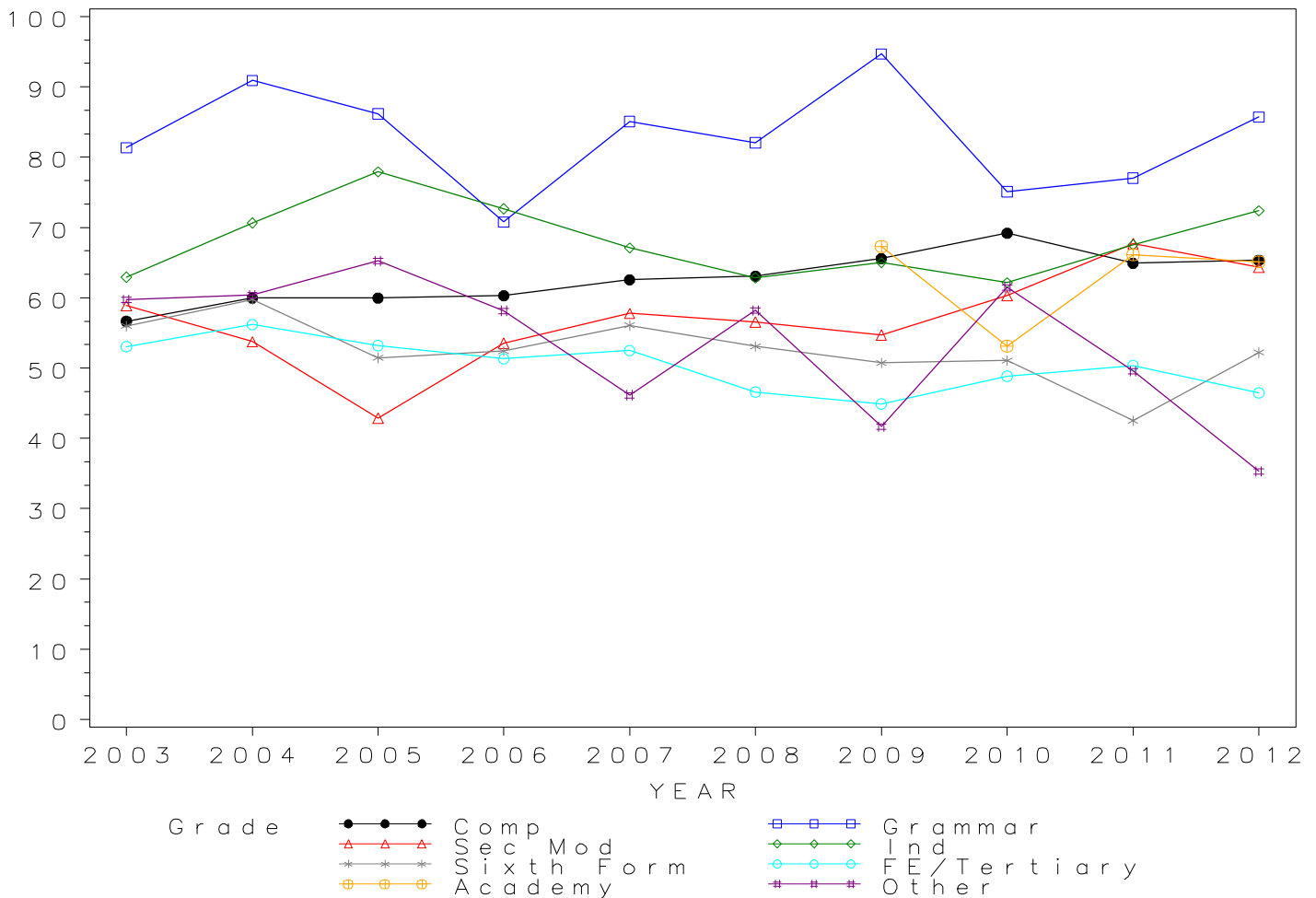
*GCSE SOCIOLOGY Grade C by school type 2003- 2012  
Cumulative Percentages*

School type	2003	2004	2005	2006	2007	2008	2009	2010	2011	2012
Comprehensive	56.7	60.0	60.0	60.3	62.5	63.0	65.6	69.2	64.9	65.3
Grammar	81.3	90.9	86.2	70.8	85.1	82.1	94.7	75.1	77.0	85.7
Sec Mod	58.9	53.8	42.9	53.5	57.8	56.6	54.7	60.3	67.7	64.3
Independent	62.9	70.7	77.9	72.7	67.1	62.9	65.0	62.1	67.6	72.4
Sixth Form	56.0	59.8	51.5	52.4	56.1	53.1	50.8	51.1	42.5	52.2
FE/Tertiary	53.1	56.2	53.2	51.3	52.5	46.6	44.9	48.9	50.4	46.5
Academy	.	.	.	.	.	.	67.3	53.1	66.1	65.1
Other	59.7	60.4	65.2	58.1	46.2	58.2	41.7	61.5	49.6	35.3

*Cumulative Numbers*

School type	2003	2004	2005	2006	2007	2008	2009	2010	2011	2012
Comprehensive	7553	8437	8997	9954	10622	10696	10480	10901	8733	8532
Grammar	122	120	81	63	57	142	160	205	141	180
Sec Mod	226	207	214	212	253	297	342	349	361	330
Independent	175	159	215	263	263	276	284	238	177	194
Sixth Form	393	444	371	389	452	423	337	259	205	271
FE/Tertiary	851	694	640	551	593	446	361	362	280	297
Academy	.	.	.	.	.	.	391	435	3315	4236
Other	132	99	107	125	108	209	85	107	56	84

Cumulative % at Grade C by school type



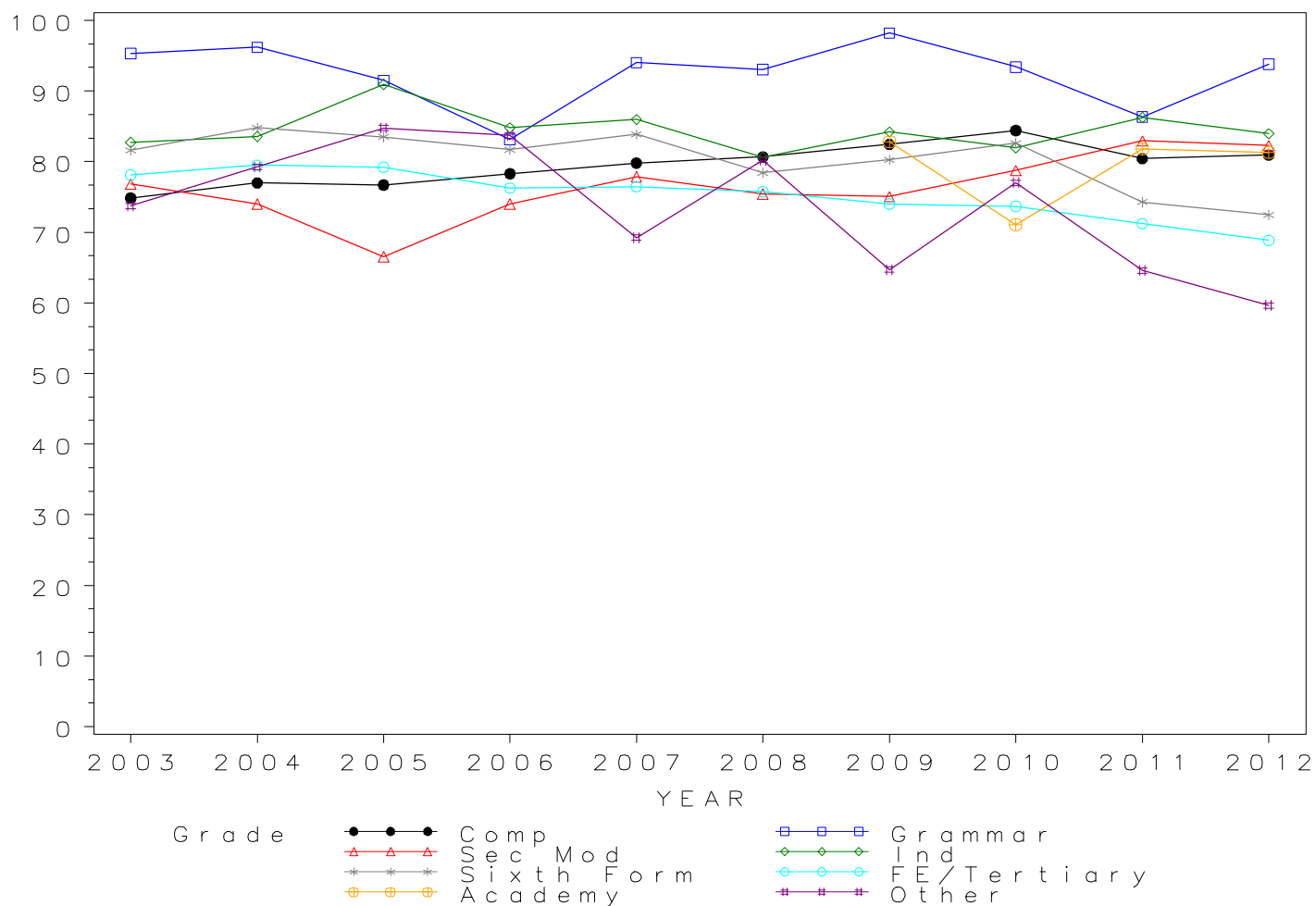
## GCSE SOCIOLOGY Grade D by school type 2003- 2012 Cumulative Percentages

School type	2003	2004	2005	2006	2007	2008	2009	2010	2011	2012
Comprehensive	74.8	77.0	76.7	78.3	79.8	80.7	82.4	84.4	80.4	80.9
Grammar	95.3	96.2	91.5	83.1	94.0	93.1	98.2	93.4	86.3	93.8
Sec Mod	76.8	74.0	66.5	74.0	77.9	75.4	75.0	78.8	82.9	82.3
Independent	82.7	83.6	90.9	84.8	86.0	80.6	84.2	82.0	86.3	84.0
Sixth Form	81.6	84.8	83.5	81.7	83.9	78.4	80.3	82.6	74.3	72.4
FE/Tertiary	78.1	79.5	79.2	76.3	76.5	75.8	74.0	73.7	71.2	68.9
Academy	.	.	.	.	.	.	82.8	71.1	81.8	81.3
Other	73.8	79.3	84.8	83.7	69.2	80.2	64.7	77.0	64.6	59.7

### Cumulative Numbers

School type	2003	2004	2005	2006	2007	2008	2009	2010	2011	2012
Comprehensive	9978	10835	11508	12924	13553	13685	13168	13299	10818	10565
Grammar	143	127	86	74	63	161	166	255	158	197
Sec Mod	295	285	332	293	341	396	469	456	442	422
Independent	230	188	251	307	337	354	368	314	226	225
Sixth Form	573	630	602	606	676	625	533	419	358	376
FE/Tertiary	1253	982	953	819	864	725	595	546	396	440
Academy	.	.	.	.	.	.	481	582	4102	5290
Other	163	130	139	180	162	288	132	134	73	142

Cumulative % at Grade D by school type



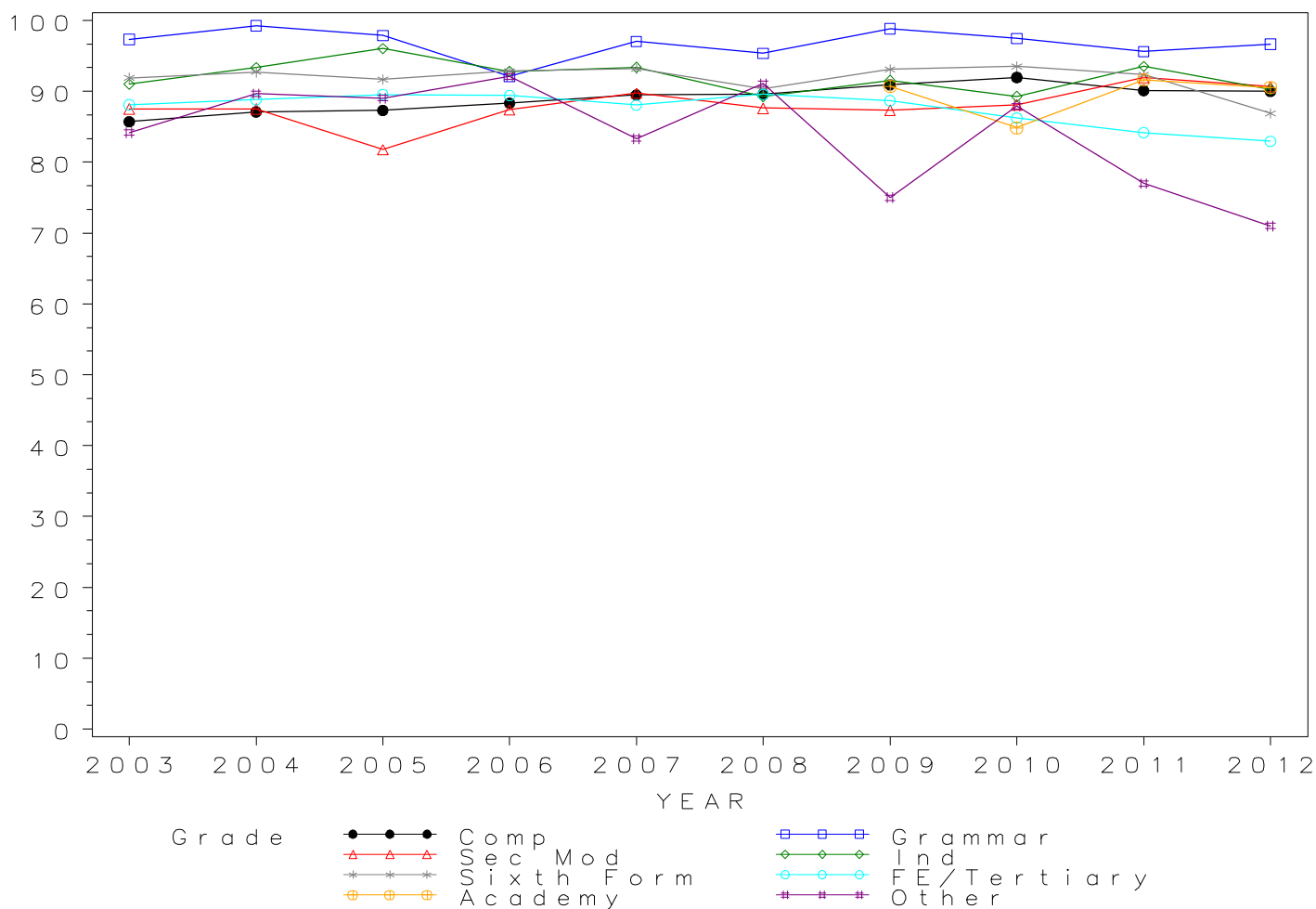
*GCSE SOCIOLOGY Grade E by school type 2003- 2012  
Cumulative Percentages*

School type	2003	2004	2005	2006	2007	2008	2009	2010	2011	2012
Comprehensive	85.7	87.1	87.3	88.3	89.5	89.6	90.9	92.0	90.1	90.0
Grammar	97.3	99.2	97.9	92.1	97.0	95.4	98.8	97.4	95.6	96.7
Sec Mod	87.5	87.5	81.8	87.4	89.7	87.6	87.4	88.1	91.9	90.6
Independent	91.0	93.3	96.0	92.8	93.4	89.3	91.5	89.3	93.5	90.3
Sixth Form	91.9	92.7	91.7	92.9	93.2	90.3	93.1	93.5	92.3	86.9
FE/Tertiary	88.1	88.8	89.5	89.4	88.1	89.6	88.7	86.2	84.2	82.9
Academy	.	.	.	.	.	.	90.7	84.9	91.6	90.5
Other	84.2	89.6	89.0	92.1	83.3	91.1	75.0	87.9	77.0	71.0

*Cumulative Numbers*

School type	2003	2004	2005	2006	2007	2008	2009	2010	2011	2012
Comprehensive	11428	12255	13101	14582	15198	15201	14522	14486	12120	11751
Grammar	146	131	92	82	65	165	167	266	175	203
Sec Mod	336	337	408	346	393	460	546	510	490	465
Independent	253	210	265	336	366	392	400	342	245	242
Sixth Form	645	689	661	689	751	720	618	474	445	451
FE/Tertiary	1413	1097	1077	960	995	857	713	639	468	530
Academy	.	.	.	.	.	.	527	695	4594	5889
Other	186	147	146	198	195	327	153	153	87	169

Cumulative % at Grade E by school type



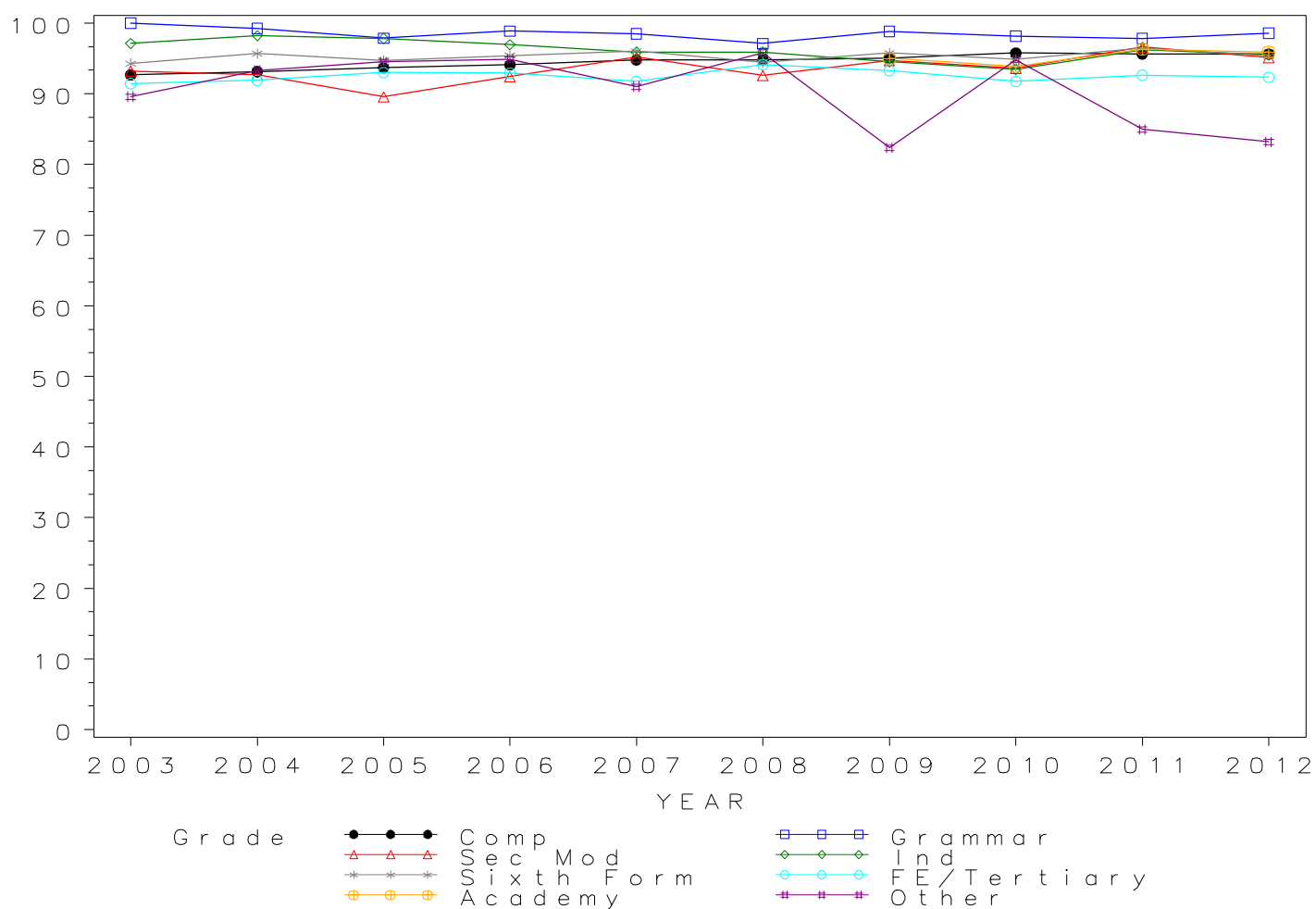
## GCSE SOCIOLOGY Grade F by school type 2003-2012 Cumulative Percentages

School type	2003	2004	2005	2006	2007	2008	2009	2010	2011	2012
Comprehensive	92.7	93.1	93.7	94.1	94.8	94.8	95.1	95.8	95.7	95.6
Grammar	100.0	99.2	97.9	98.9	98.5	97.1	98.8	98.2	97.8	98.6
Sec Mod	93.2	92.7	89.6	92.4	95.2	92.6	94.7	93.6	96.6	95.1
Independent	97.1	98.2	97.8	97.0	95.9	95.9	94.5	93.5	96.2	95.5
Sixth Form	94.3	95.7	94.7	95.4	96.0	94.5	95.8	94.9	96.5	95.4
FE/Tertiary	91.5	91.9	93.0	92.9	91.8	94.1	93.3	91.8	92.6	92.3
Academy	.	.	.	.	.	.	95.0	93.9	96.3	95.9
Other	89.6	93.3	94.5	94.9	91.0	95.8	82.4	94.8	85.0	83.2

### Cumulative Numbers

School type	2003	2004	2005	2006	2007	2008	2009	2010	2011	2012
Comprehensive	12354	13106	14059	15532	16100	16087	15190	15088	12865	12486
Grammar	150	131	92	88	66	168	167	268	179	207
Sec Mod	358	357	447	366	417	486	592	542	515	488
Independent	270	221	270	351	376	421	413	358	252	256
Sixth Form	662	711	683	708	774	753	636	481	465	495
FE/Tertiary	1467	1135	1119	998	1037	901	750	680	515	590
Academy	.	.	.	.	.	.	552	769	4829	6240
Other	198	153	155	204	213	344	168	165	96	198

Cumulative % at Grade F by school type

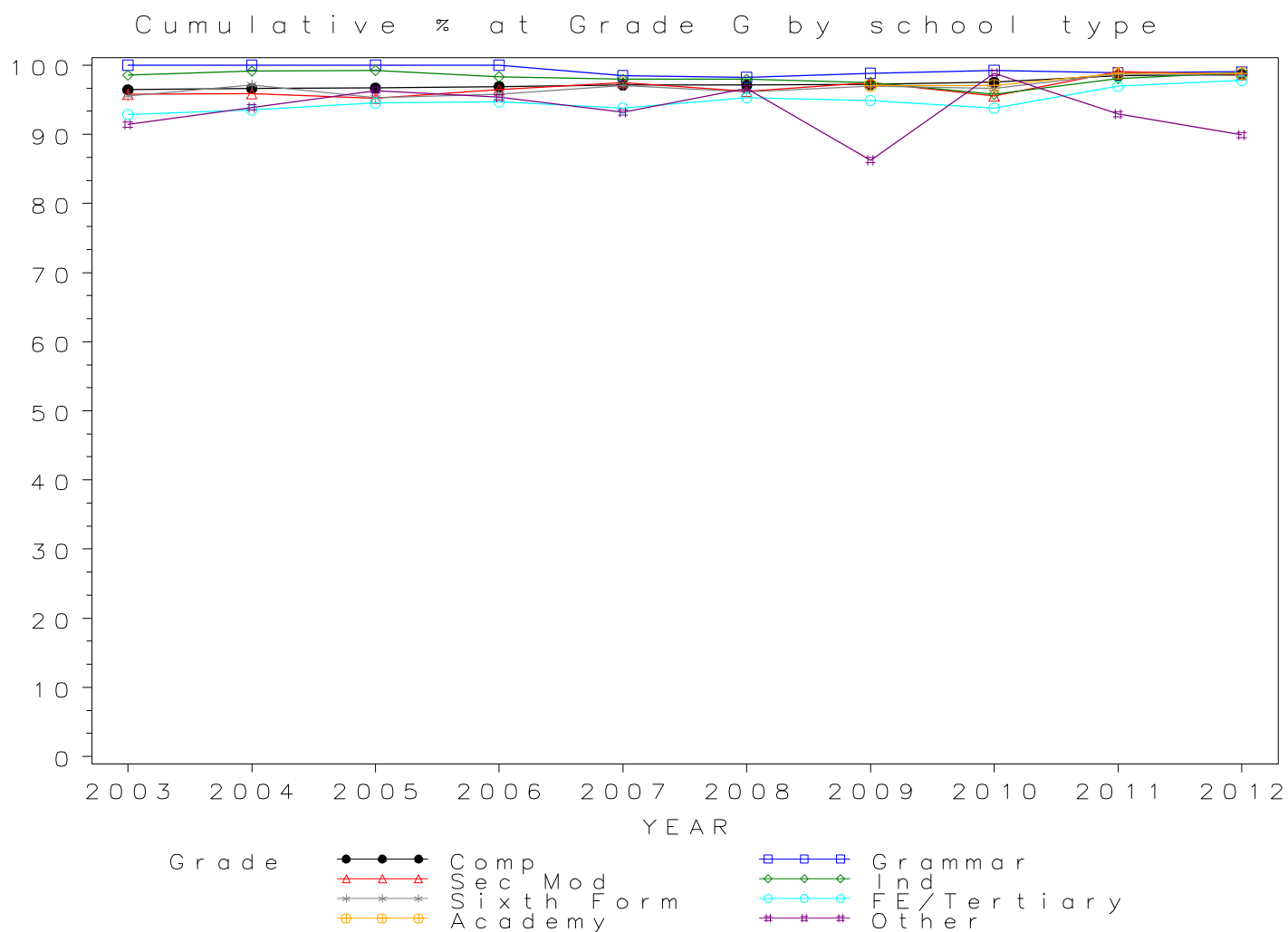


## GCSE SOCIOLOGY Grade G by school type 2003- 2012 Cumulative Percentages

School type	2003	2004	2005	2006	2007	2008	2009	2010	2011	2012
Comprehensive	96.4	96.6	96.7	96.9	97.1	97.1	97.2	97.5	98.5	98.7
Grammar	100.0	100.0	100.0	100.0	98.5	98.3	98.8	99.3	98.9	99.0
Sec Mod	95.8	95.8	95.2	96.5	97.5	96.2	97.4	95.5	99.1	98.6
Independent	98.6	99.1	99.3	98.3	98.0	97.9	97.5	95.8	98.1	98.9
Sixth Form	95.6	97.2	95.3	95.8	97.0	96.1	97.0	96.6	98.8	98.5
FE/Tertiary	92.9	93.5	94.5	94.7	93.8	95.3	94.9	93.8	96.9	97.8
Academy	.	.	.	.	.	.	97.1	97.1	98.8	98.8
Other	91.4	93.9	96.3	95.3	93.2	96.7	86.3	98.9	92.9	89.9

### Cumulative Numbers

School type	2003	2004	2005	2006	2007	2008	2009	2010	2011	2012
Comprehensive	12857	13599	14509	15996	16494	16473	15532	15368	13251	12883
Grammar	150	132	94	89	66	170	167	271	181	208
Sec Mod	368	369	475	382	427	505	609	553	528	506
Independent	274	223	274	356	384	430	426	367	257	265
Sixth Form	671	722	687	711	782	766	644	490	476	511
FE/Tertiary	1490	1155	1137	1017	1060	912	763	695	539	625
Academy	.	.	.	.	.	.	564	795	4955	6429
Other	202	154	158	205	218	347	176	172	105	214

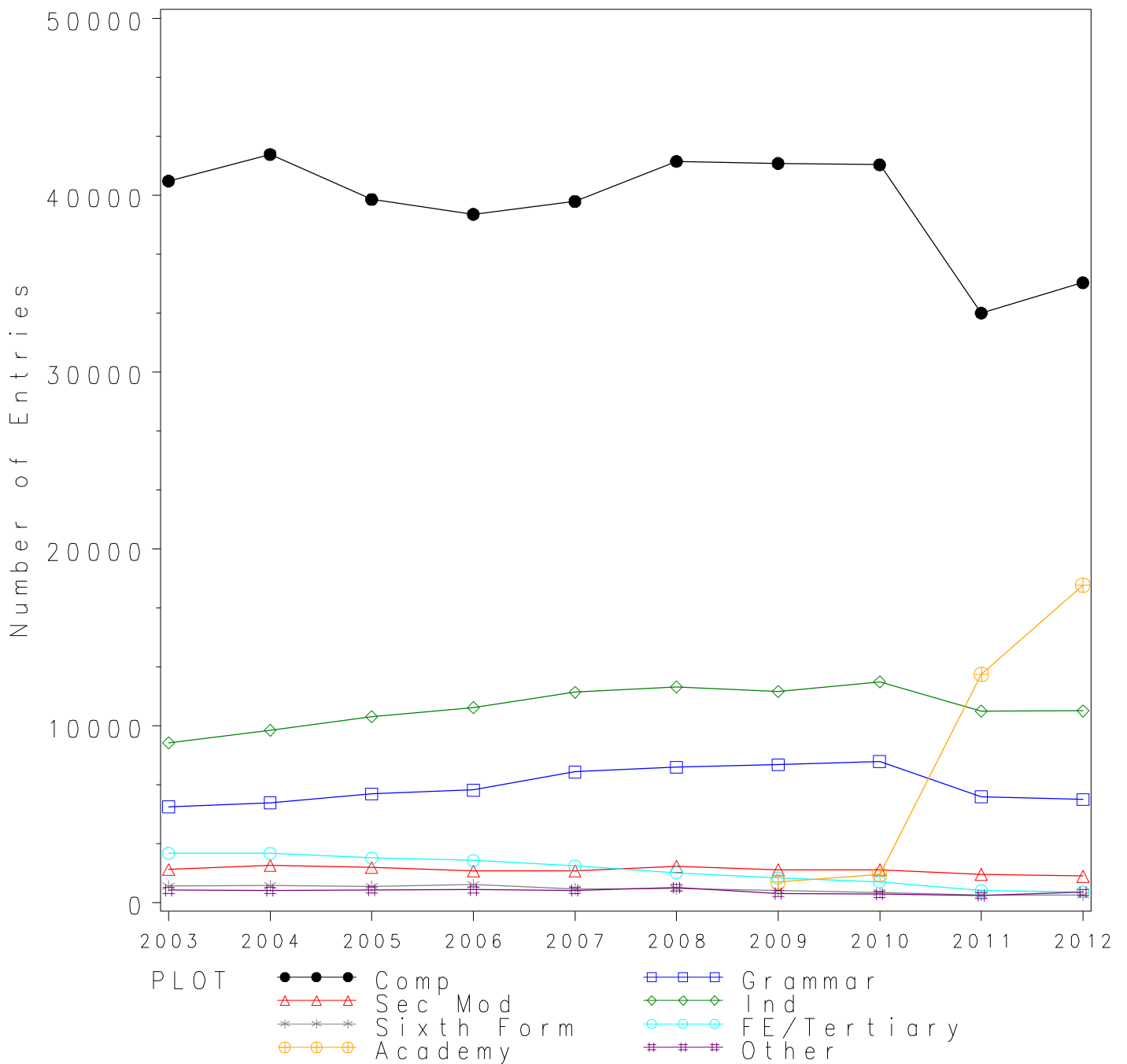




*Numbers of GCSE entries in SPANISH by school type 2003- 2012*

School type	2003	2004	2005	2006	2007	2008	2009	2010	2011	2012
Comprehensive	40803	42307	39760	38922	39652	41919	41804	41722	33335	35054
Grammar	5408	5637	6138	6357	7384	7644	7785	7977	5980	5821
Sec Mod	1864	2090	1972	1776	1782	2046	1850	1839	1592	1486
Independent	9021	9741	10511	11016	11888	12189	11933	12479	10816	10833
Sixth Form	920	950	903	1006	756	793	672	554	427	421
FE/Tertiary	2786	2773	2510	2370	2059	1682	1385	1158	661	599
Academy	.	.	.	.	.	.	1149	1586	12906	17946
Other	688	669	695	716	686	835	511	463	400	575

GCSE SPANISH Entries by school type 2003–2012



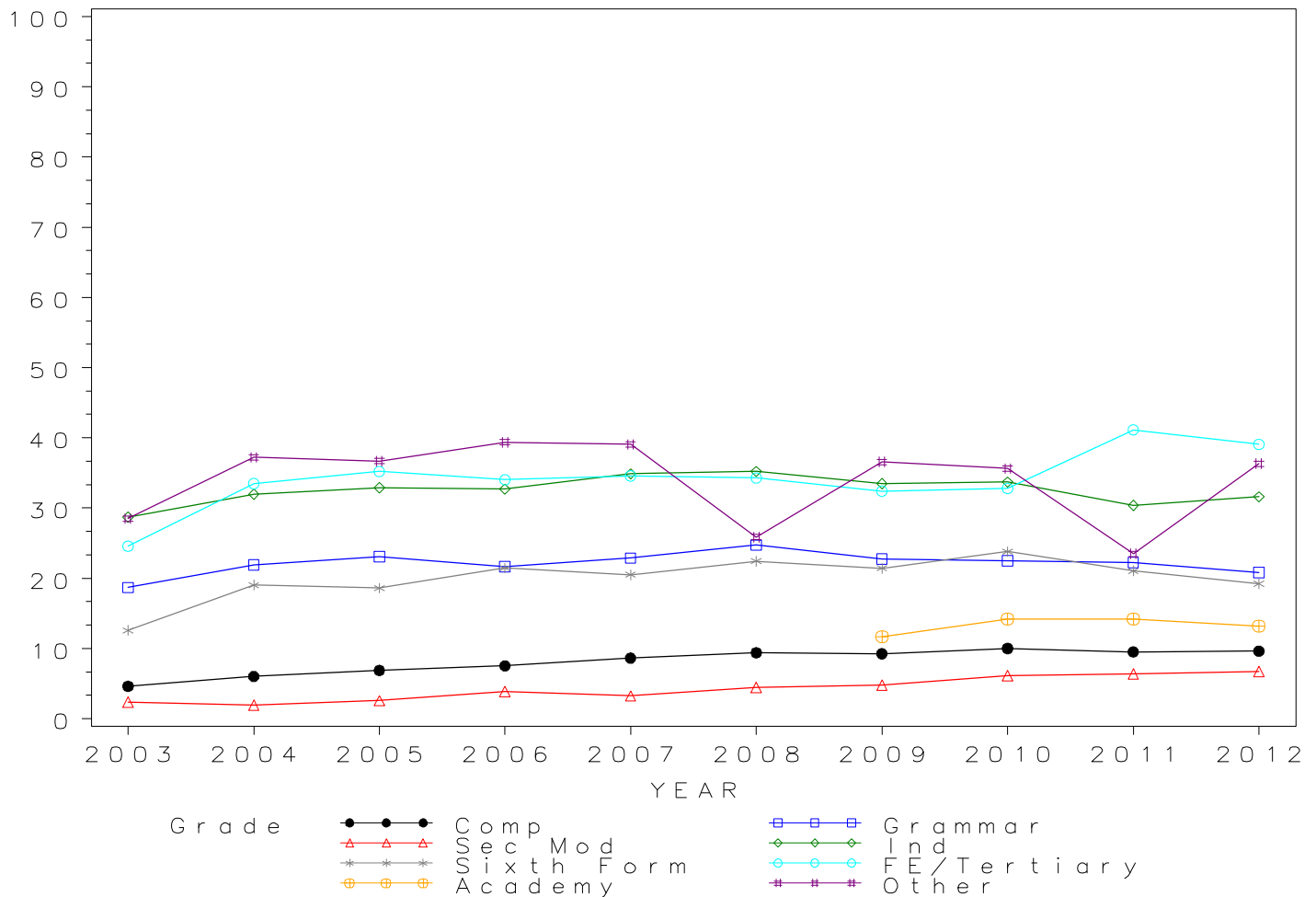
*GCSE SPANISH Grade A\* by school type 2003- 2012  
Cumulative Percentages*

School type	2003	2004	2005	2006	2007	2008	2009	2010	2011	2012
Comprehensive	4.6	6.0	6.9	7.5	8.7	9.4	9.3	10.0	9.5	9.6
Grammar	18.7	21.9	23.1	21.7	22.9	24.8	22.8	22.5	22.3	20.8
Sec Mod	2.4	2.0	2.6	3.9	3.3	4.5	4.8	6.1	6.4	6.7
Independent	28.7	32.0	32.9	32.7	34.9	35.2	33.5	33.7	30.4	31.6
Sixth Form	12.6	19.1	18.6	21.5	20.5	22.4	21.4	23.8	21.1	19.2
FE/Tertiary	24.6	33.5	35.2	34.1	34.6	34.3	32.4	32.8	41.1	39.1
Academy	.	.	.	.	.	.	11.7	14.2	14.2	13.2
Other	28.5	37.2	36.7	39.4	39.1	25.9	36.6	35.6	23.5	36.3

*Cumulative Numbers*

School type	2003	2004	2005	2006	2007	2008	2009	2010	2011	2012
Comprehensive	1889	2554	2740	2931	3430	3946	3872	4179	3175	3380
Grammar	1010	1237	1419	1379	1691	1892	1772	1796	1331	1212
Sec Mod	44	41	51	69	58	92	89	113	102	100
Independent	2589	3117	3458	3602	4149	4291	3998	4205	3288	3423
Sixth Form	116	181	168	216	155	178	144	132	90	81
FE/Tertiary	685	929	884	807	712	577	449	380	272	234
Academy	.	.	.	.	.	.	134	225	1833	2369
Other	196	249	255	282	268	216	187	165	94	209

Cumulative % at Grade A\* by school type



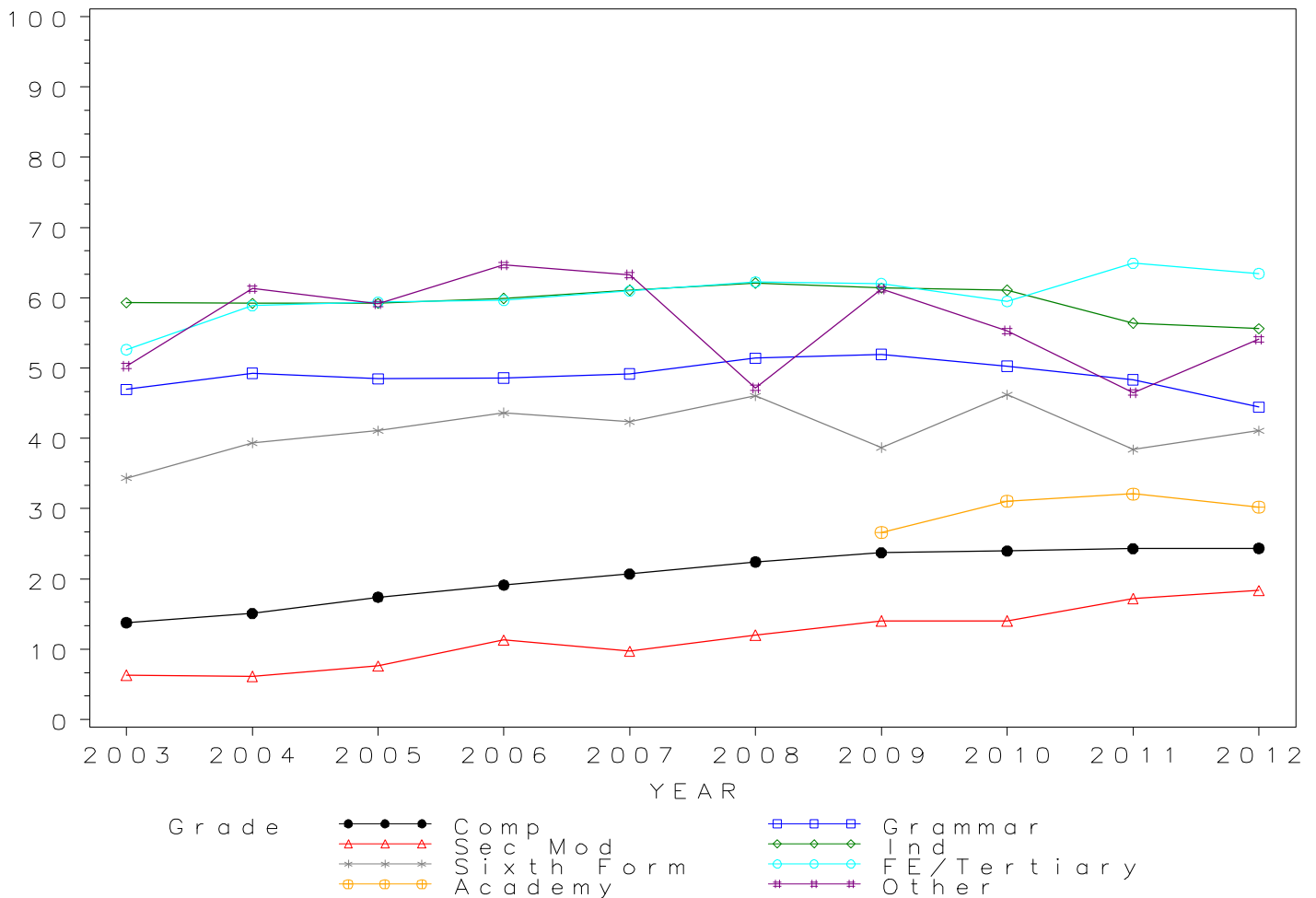
*GCSE SPANISH Grade A by school type 2003- 2012  
Cumulative Percentages*

School type	2003	2004	2005	2006	2007	2008	2009	2010	2011	2012
Comprehensive	13.8	15.1	17.4	19.1	20.7	22.4	23.7	24.0	24.3	24.4
Grammar	47.0	49.3	48.5	48.6	49.2	51.4	51.9	50.3	48.3	44.5
Sec Mod	6.3	6.2	7.6	11.3	9.7	12.0	14.1	14.0	17.2	18.4
Independent	59.3	59.2	59.2	59.9	61.1	62.1	61.4	61.1	56.4	55.6
Sixth Form	34.3	39.4	41.1	43.6	42.3	46.0	38.7	46.2	38.4	41.1
FE/Tertiary	52.6	58.9	59.4	59.6	61.0	62.2	62.0	59.5	64.9	63.4
Academy	.	.	.	.	.	.	26.6	31.1	32.1	30.2
Other	50.3	61.3	59.1	64.7	63.3	47.2	61.3	55.3	46.5	54.1

*Cumulative Numbers*

School type	2003	2004	2005	2006	2007	2008	2009	2010	2011	2012
Comprehensive	5626	6390	6921	7448	8208	9403	9916	10011	8104	8540
Grammar	2540	2777	2974	3090	3633	3929	4043	4011	2890	2588
Sec Mod	118	129	150	201	173	246	260	258	274	273
Independent	5349	5767	6223	6599	7264	7569	7327	7625	6100	6023
Sixth Form	316	374	371	439	320	365	260	256	164	173
FE/Tertiary	1466	1632	1490	1413	1255	1047	859	689	429	380
Academy	.	.	.	.	.	.	306	493	4143	5420
Other	346	410	411	463	434	394	313	256	186	311

Cumulative % at Grade A by school type



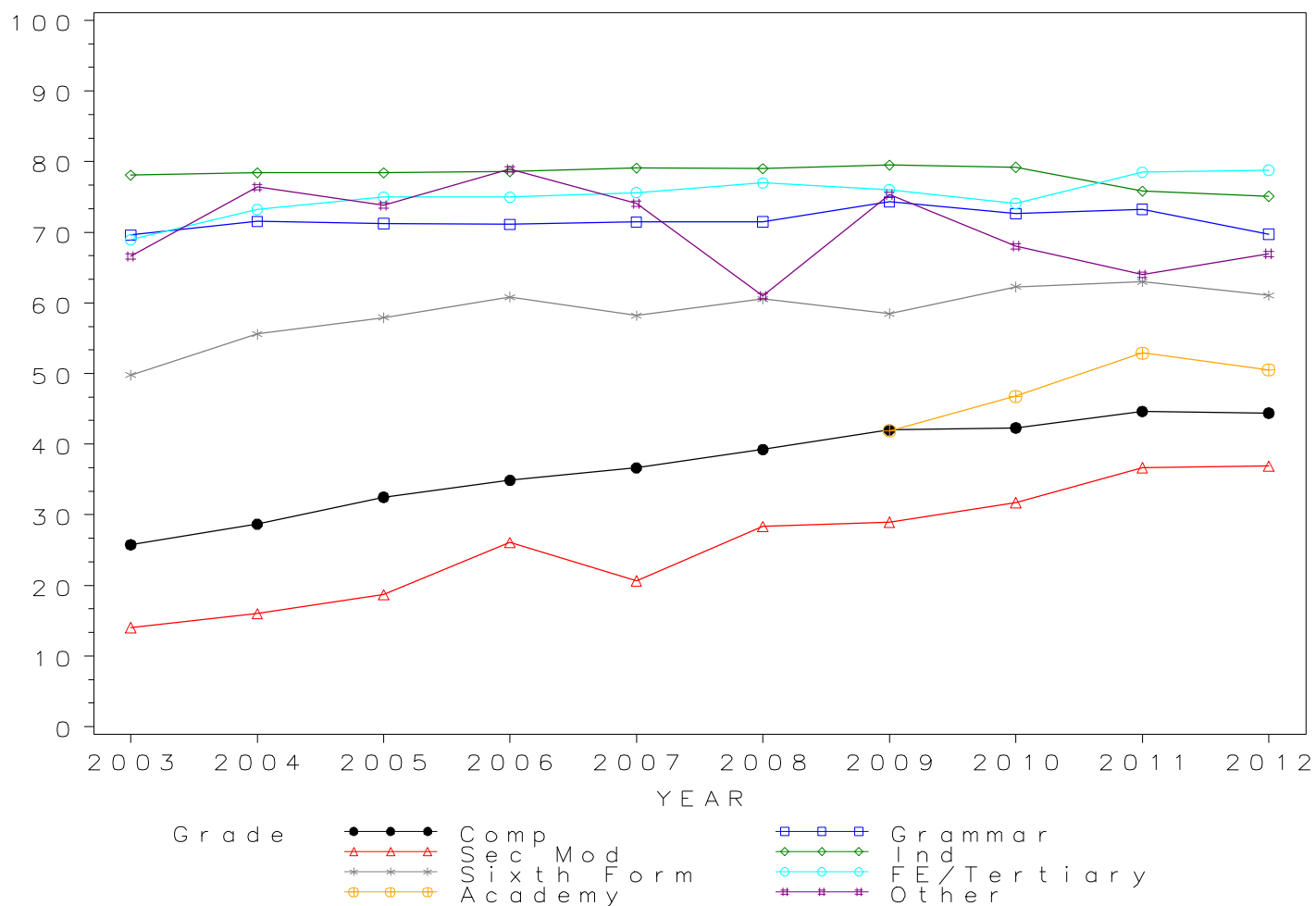
## GCSE SPANISH Grade B by school type 2003- 2012 Cumulative Percentages

School type	2003	2004	2005	2006	2007	2008	2009	2010	2011	2012
Comprehensive	25.8	28.7	32.5	34.9	36.6	39.2	42.0	42.3	44.6	44.4
Grammar	69.6	71.5	71.3	71.1	71.5	71.5	74.3	72.6	73.3	69.7
Sec Mod	14.1	16.0	18.7	26.1	20.7	28.3	29.0	31.8	36.7	36.9
Independent	78.1	78.4	78.4	78.6	79.1	79.0	79.5	79.2	75.8	75.1
Sixth Form	49.8	55.6	57.9	60.8	58.2	60.5	58.5	62.3	63.0	61.0
FE/Tertiary	69.0	73.2	75.0	75.0	75.6	77.0	76.0	74.1	78.5	78.8
Academy	.	.	.	.	.	.	41.9	46.8	52.9	50.5
Other	66.6	76.4	73.8	78.9	74.1	61.0	75.3	68.0	64.0	67.0

### Cumulative Numbers

School type	2003	2004	2005	2006	2007	2008	2009	2010	2011	2012
Comprehensive	10515	12125	12916	13583	14532	16445	17555	17654	14880	15564
Grammar	3764	4033	4374	4522	5276	5465	5784	5794	4381	4060
Sec Mod	262	335	369	463	368	580	536	584	584	548
Independent	7045	7637	8241	8659	9403	9629	9487	9883	8199	8136
Sixth Form	458	528	523	612	440	480	393	345	269	257
FE/Tertiary	1921	2031	1882	1777	1557	1295	1053	858	519	472
Academy	.	.	.	.	.	.	481	742	6827	9063
Other	458	511	513	565	508	509	385	315	256	385

Cumulative % at Grade B by school type



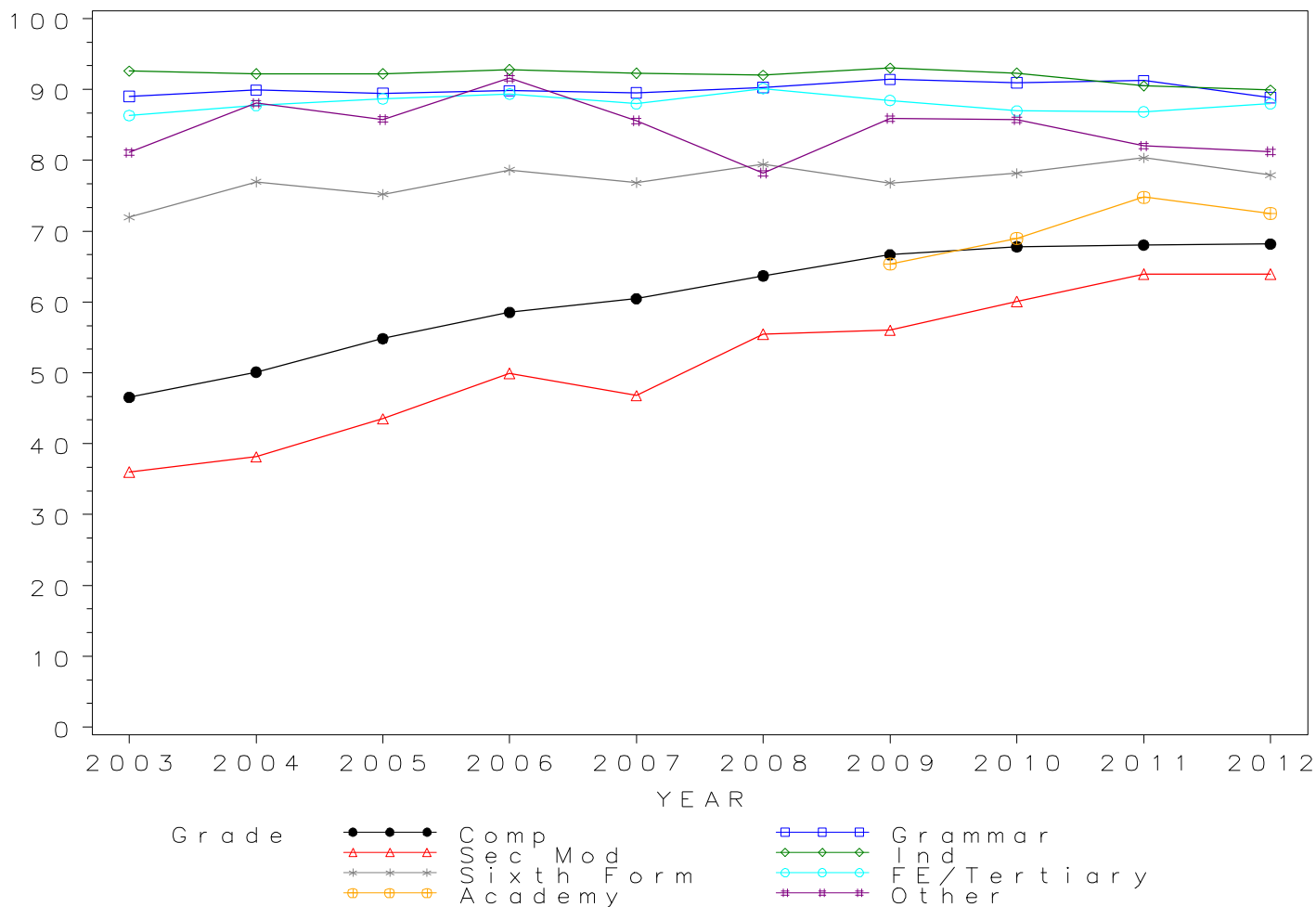
*GCSE SPANISH Grade C by school type 2003- 2012  
Cumulative Percentages*

School type	2003	2004	2005	2006	2007	2008	2009	2010	2011	2012
Comprehensive	46.5	50.1	54.8	58.5	60.5	63.7	66.7	67.8	68.0	68.2
Grammar	89.0	89.9	89.5	89.8	89.5	90.3	91.4	90.9	91.2	88.9
Sec Mod	36.0	38.1	43.5	49.9	46.8	55.5	56.0	60.1	63.9	63.9
Independent	92.6	92.2	92.2	92.8	92.3	92.0	93.0	92.3	90.5	89.9
Sixth Form	72.0	76.9	75.2	78.6	76.9	79.4	76.8	78.2	80.3	77.9
FE/Tertiary	86.3	87.7	88.7	89.4	88.0	90.1	88.4	87.0	86.8	88.0
Academy	.	.	.	.	.	.	65.4	69.0	74.8	72.5
Other	81.1	88.0	85.8	91.6	85.6	78.2	85.9	85.7	82.0	81.2

*Cumulative Numbers*

School type	2003	2004	2005	2006	2007	2008	2009	2010	2011	2012
Comprehensive	18984	21196	21798	22779	23981	26702	27874	28286	22681	23905
Grammar	4815	5067	5491	5710	6610	6902	7116	7255	5456	5173
Sec Mod	671	797	858	887	834	1135	1036	1105	1018	950
Independent	8353	8981	9691	10223	10973	11214	11098	11518	9788	9739
Sixth Form	662	731	679	791	581	630	516	433	343	328
FE/Tertiary	2405	2433	2226	2118	1811	1516	1225	1007	574	527
Academy	.	.	.	.	.	.	751	1094	9654	13011
Other	558	589	596	656	587	653	439	397	328	467

Cumulative % at Grade C by school type



## GCSE SPANISH Grade D by school type 2003- 2012

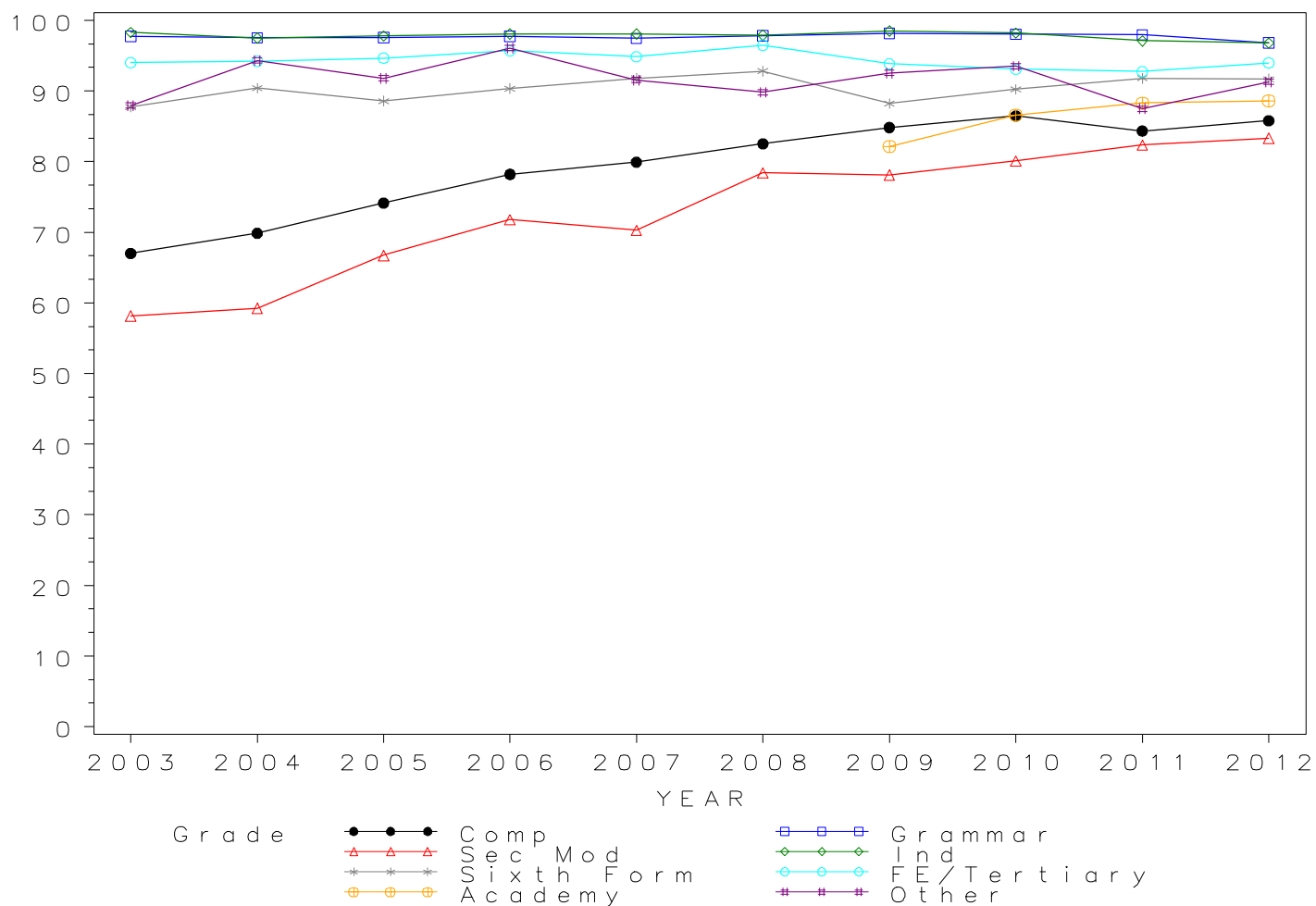
### Cumulative Percentages

School type	2003	2004	2005	2006	2007	2008	2009	2010	2011	2012
Comprehensive	67.0	69.8	74.1	78.2	79.9	82.5	84.8	86.4	84.3	85.8
Grammar	97.7	97.5	97.6	97.8	97.5	97.8	98.2	98.0	98.0	96.8
Sec Mod	58.2	59.2	66.7	71.8	70.3	78.4	78.1	80.1	82.3	83.3
Independent	98.3	97.5	97.8	98.1	98.1	97.9	98.5	98.2	97.1	96.8
Sixth Form	87.7	90.4	88.6	90.4	91.8	92.8	88.2	90.3	91.8	91.7
FE/Tertiary	94.0	94.2	94.7	95.7	94.9	96.5	93.9	93.1	92.7	94.0
Academy	.	.	.	.	.	.	82.2	86.6	88.3	88.6
Other	87.9	94.3	91.8	96.1	91.5	89.8	92.6	93.5	87.5	91.3

### Cumulative Numbers

School type	2003	2004	2005	2006	2007	2008	2009	2010	2011	2012
Comprehensive	27346	29548	29478	30436	31699	34599	35464	36068	28115	30077
Grammar	5285	5498	5989	6214	7196	7478	7642	7821	5859	5636
Sec Mod	1084	1238	1316	1275	1252	1604	1445	1473	1311	1238
Independent	8868	9497	10280	10807	11662	11933	11754	12254	10502	10486
Sixth Form	807	859	800	909	694	736	593	500	392	386
FE/Tertiary	2619	2613	2376	2268	1953	1623	1300	1078	613	563
Academy	.	.	.	.	.	.	944	1373	11396	15900
Other	605	631	638	688	628	750	473	433	350	525

Cumulative % at Grade D by school type

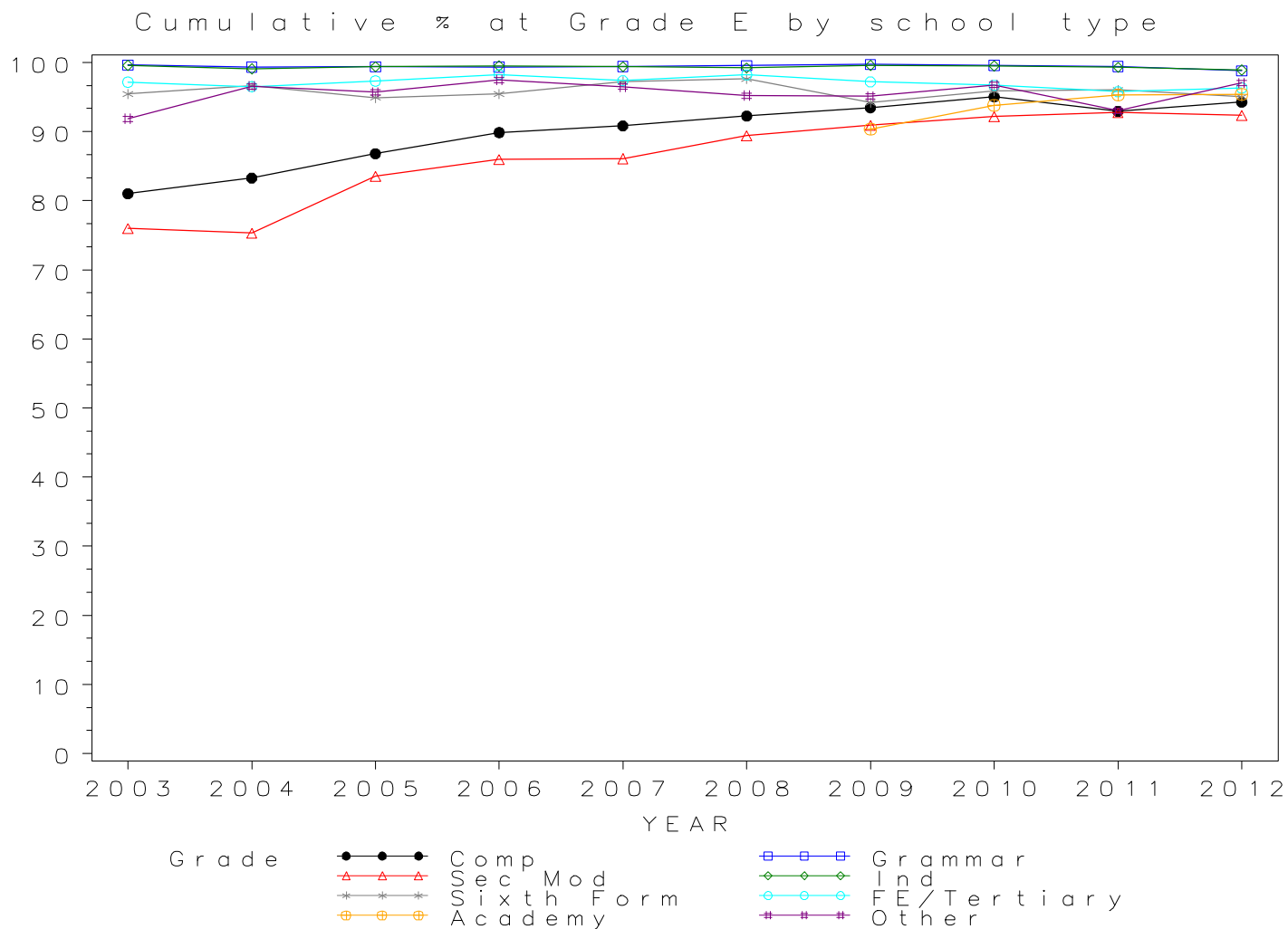


## GCSE SPANISH Grade E by school type 2003- 2012 Cumulative Percentages

School type	2003	2004	2005	2006	2007	2008	2009	2010	2011	2012
Comprehensive	81.0	83.3	86.8	89.9	90.8	92.3	93.5	95.0	92.9	94.3
Grammar	99.6	99.4	99.4	99.4	99.4	99.5	99.7	99.6	99.4	98.8
Sec Mod	76.0	75.3	83.5	86.0	86.1	89.4	90.9	92.2	92.8	92.3
Independent	99.6	99.1	99.4	99.5	99.4	99.2	99.6	99.5	99.3	98.9
Sixth Form	95.4	96.6	94.9	95.4	97.2	97.6	94.2	95.8	96.0	95.0
FE/Tertiary	97.2	96.5	97.3	98.3	97.4	98.2	97.2	96.7	95.8	96.3
Academy	.	.	.	.	.	.	90.3	93.8	95.3	95.4
Other	91.9	96.6	95.7	97.5	96.5	95.2	95.1	96.8	93.0	97.0

### Cumulative Numbers

School type	2003	2004	2005	2006	2007	2008	2009	2010	2011	2012
Comprehensive	33064	35228	34509	34979	36015	38672	39069	39654	30979	33042
Grammar	5388	5601	6100	6316	7341	7609	7764	7944	5946	5750
Sec Mod	1416	1574	1647	1527	1534	1829	1682	1695	1477	1372
Independent	8985	9653	10448	10961	11817	12091	11885	12417	10740	10714
Sixth Form	878	918	857	960	735	774	633	531	410	400
FE/Tertiary	2707	2676	2443	2329	2005	1652	1346	1120	633	577
Academy	.	.	.	.	.	.	1038	1488	12299	17120
Other	632	646	665	698	662	795	486	448	372	558

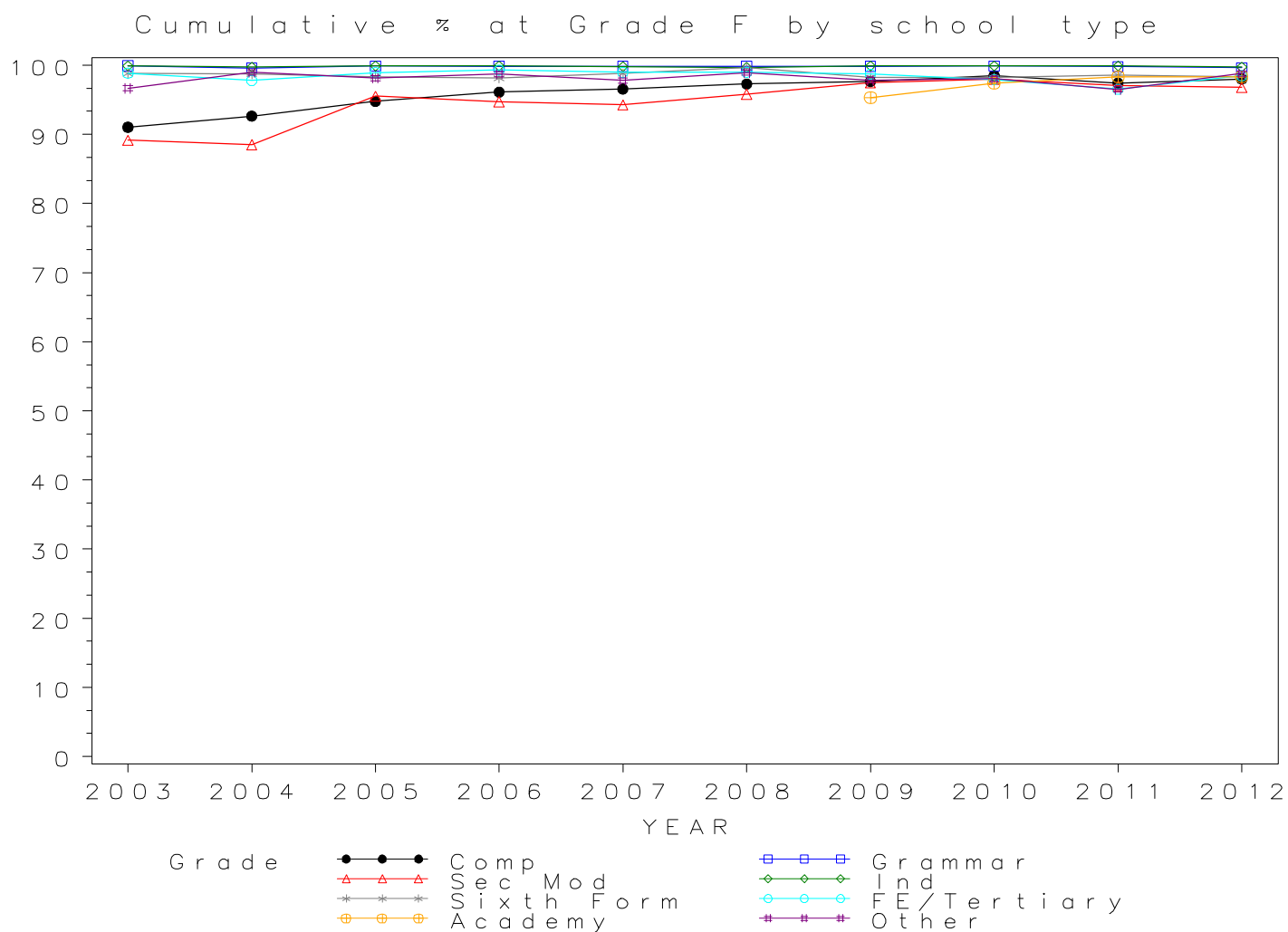


*GCSE SPANISH Grade F by school type 2003- 2012  
Cumulative Percentages*

School type	2003	2004	2005	2006	2007	2008	2009	2010	2011	2012
Comprehensive	91.0	92.6	94.8	96.1	96.6	97.3	97.7	98.5	97.4	98.0
Grammar	99.9	99.6	99.9	99.8	99.8	99.8	99.8	99.9	99.8	99.6
Sec Mod	89.2	88.5	95.5	94.7	94.3	95.8	97.5	98.0	97.0	96.8
Independent	99.9	99.7	99.9	99.9	99.8	99.7	99.9	99.9	99.9	99.7
Sixth Form	98.8	98.7	98.3	98.1	98.8	99.6	98.2	98.2	98.6	98.3
FE/Tertiary	98.9	97.8	98.9	99.3	99.0	99.0	98.7	97.9	96.5	98.5
Academy	.	.	.	.	.	.	95.3	97.4	98.3	98.3
Other	96.7	99.0	98.1	98.7	97.8	98.9	97.8	98.1	96.5	98.8

*Cumulative Numbers*

School type	2003	2004	2005	2006	2007	2008	2009	2010	2011	2012
Comprehensive	37145	39195	37680	37414	38289	40788	40824	41090	32473	34358
Grammar	5403	5613	6131	6346	7371	7632	7772	7967	5967	5800
Sec Mod	1662	1850	1884	1682	1680	1960	1803	1802	1545	1438
Independent	9012	9712	10500	11005	11864	12152	11921	12467	10805	10801
Sixth Form	909	938	888	987	747	790	660	544	421	414
FE/Tertiary	2754	2712	2483	2353	2038	1665	1367	1134	638	590
Academy	.	.	.	.	.	.	1095	1545	12687	17641
Other	665	662	682	707	671	826	500	454	386	568





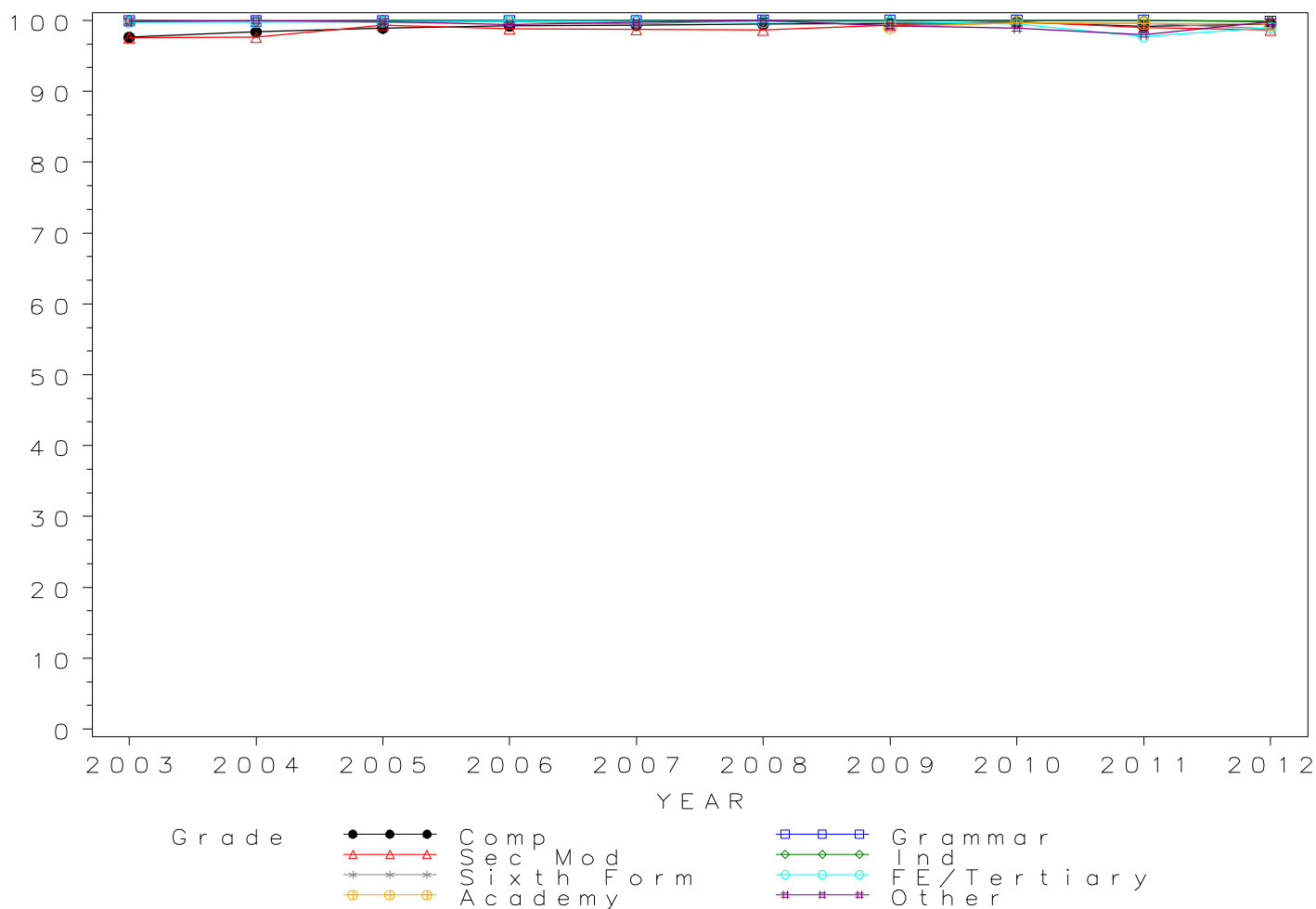
*GCSE SPANISH Grade G by school type 2003- 2012  
Cumulative Percentages*

School type	2003	2004	2005	2006	2007	2008	2009	2010	2011	2012
Comprehensive	97.6	98.4	98.9	99.2	99.3	99.5	99.6	99.7	99.2	99.5
Grammar	100.0	99.9	100.0	100.0	100.0	100.0	100.0	100.0	100.0	99.9
Sec Mod	97.5	97.6	99.3	98.8	98.7	98.6	99.3	99.8	99.0	98.7
Independent	100.0	99.9	100.0	100.0	100.0	100.0	100.0	100.0	100.0	99.9
Sixth Form	99.8	99.8	99.8	99.8	99.5	100.0	99.3	99.6	99.5	98.8
FE/Tertiary	99.7	99.7	99.8	99.9	99.8	99.7	99.8	99.5	97.7	99.0
Academy	.	.	.	.	.	.	99.0	99.7	99.6	99.5
Other	99.9	100.0	99.9	99.4	99.7	100.0	99.2	98.9	98.0	99.8

*Cumulative Numbers*

School type	2003	2004	2005	2006	2007	2008	2009	2010	2011	2012
Comprehensive	39829	41620	39335	38617	39394	41689	41618	41605	33056	34888
Grammar	5407	5633	6136	6355	7382	7644	7785	7977	5980	5813
Sec Mod	1818	2040	1959	1755	1759	2018	1837	1835	1576	1466
Independent	9021	9731	10511	11016	11888	12189	11933	12479	10816	10822
Sixth Form	918	948	901	1004	752	793	667	552	425	416
FE/Tertiary	2779	2765	2505	2368	2055	1677	1382	1152	646	593
Academy	.	.	.	.	.	.	1138	1581	12854	17856
Other	687	669	694	712	684	835	507	458	392	574

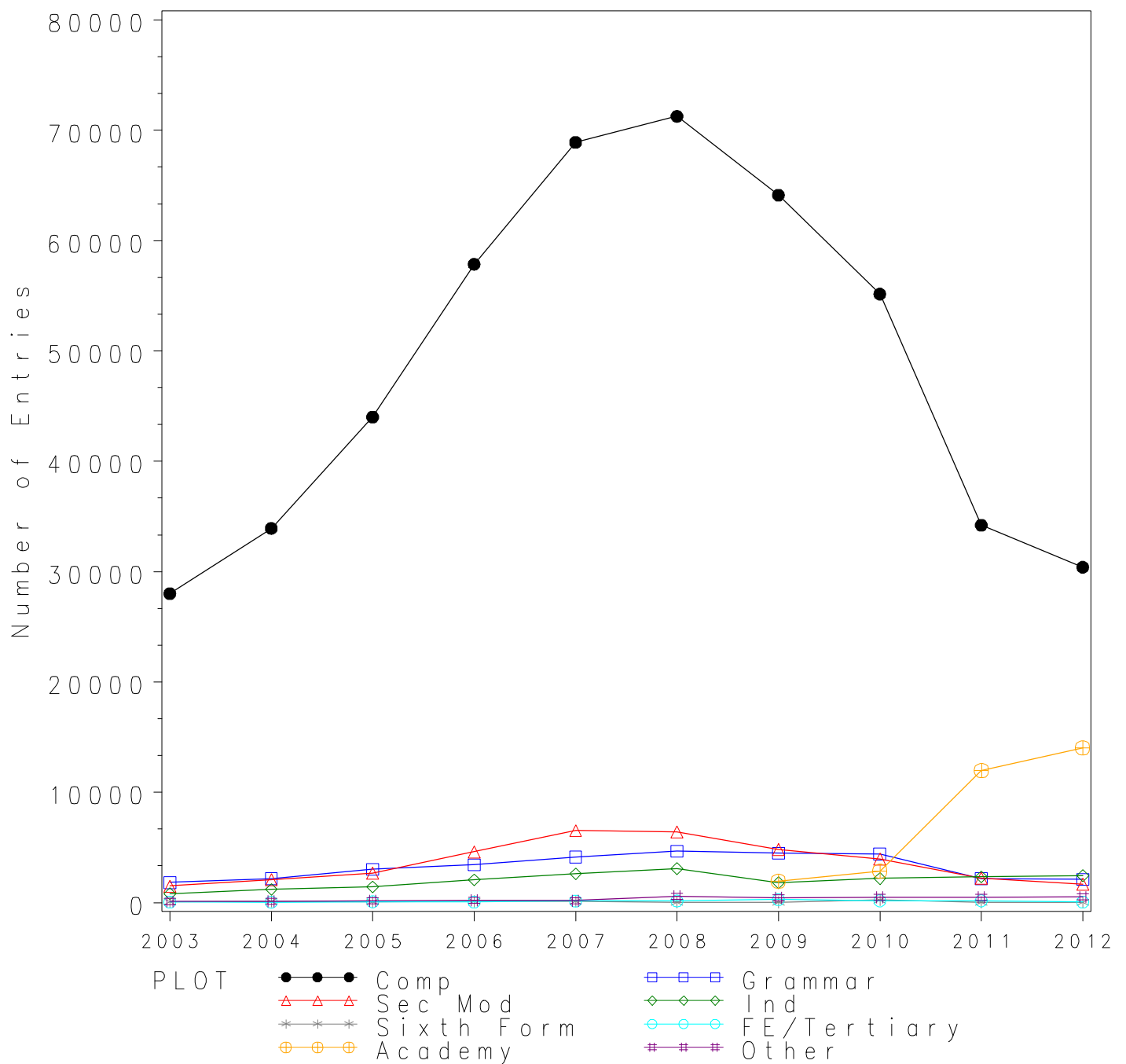
Cumulative % at Grade G by school type



## Numbers of GCSE entries in STATISTICS by school type 2003-2012

School type	2003	2004	2005	2006	2007	2008	2009	2010	2011	2012
Comprehensive	28011	33925	44016	57863	68911	71270	64128	55162	34217	30406
Grammar	1829	2191	3028	3433	4149	4662	4479	4408	2179	2106
Sec Mod	1510	2093	2668	4612	6541	6432	4827	3957	2222	1667
Independent	806	1197	1424	2067	2614	3087	1813	2192	2338	2454
Sixth Form	78	118	80	124	136	45	36	244	36	23
FE/Tertiary	57	48	81	62	151	161	286	180	175	65
Academy	.	.	.	.	.	.	1934	2838	11971	14020
Other	108	116	181	215	189	584	434	478	482	521

### GCSE STATISTICS Entries by school type 2003–2012



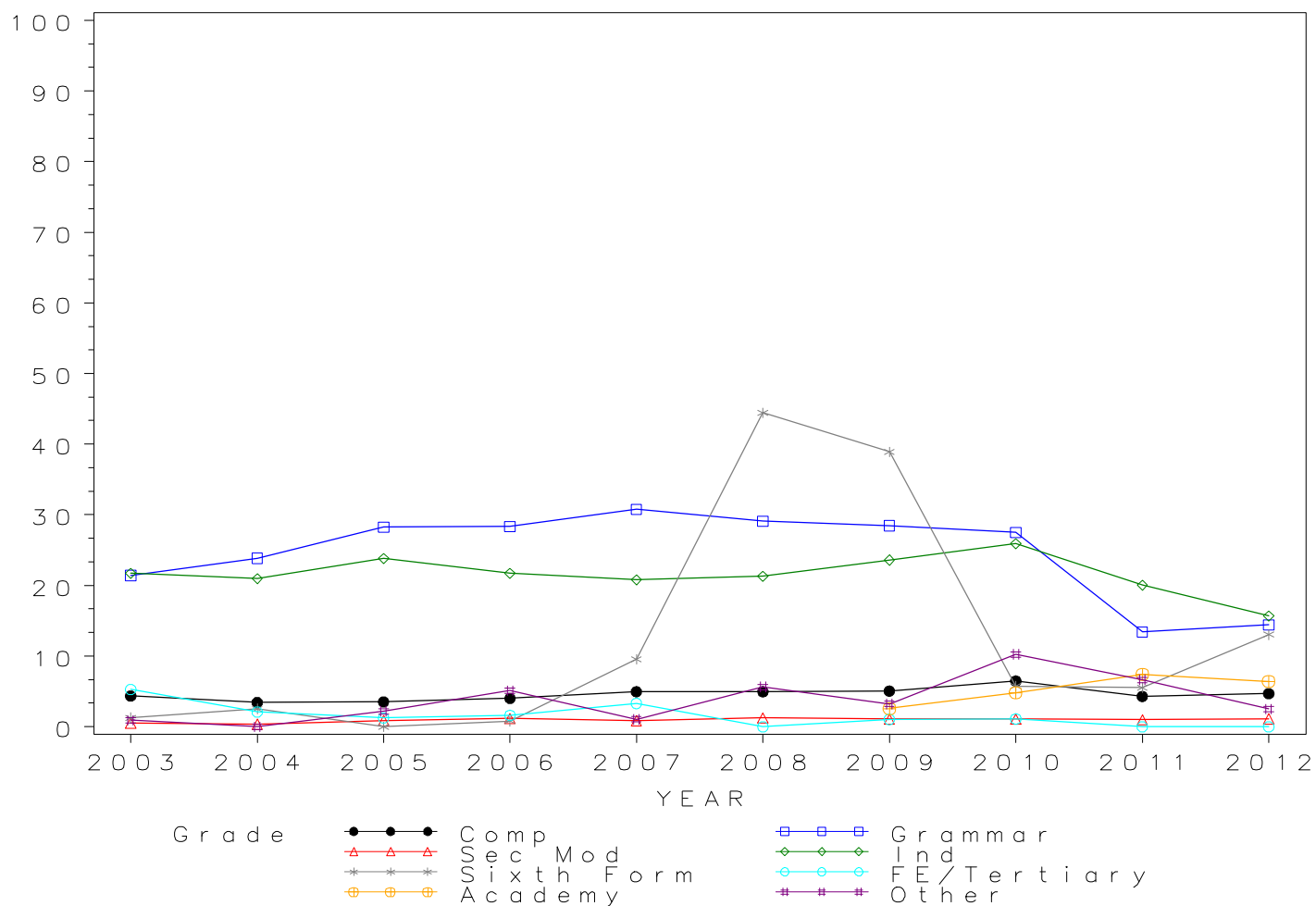
## GCSE STATISTICS Grade A\* by school type 2003- 2012 Cumulative Percentages

School type	2003	2004	2005	2006	2007	2008	2009	2010	2011	2012
Comprehensive	4.3	3.4	3.5	4.0	5.0	5.0	5.1	6.5	4.3	4.7
Grammar	21.4	23.9	28.3	28.3	30.8	29.1	28.5	27.5	13.4	14.4
Sec Mod	0.5	0.4	0.9	1.1	0.9	1.2	1.1	1.1	1.0	1.1
Independent	21.7	21.0	23.8	21.7	20.8	21.3	23.6	25.9	20.0	15.7
Sixth Form	1.3	2.5	0.0	0.8	9.6	44.4	38.9	5.7	5.6	13.0
FE/Tertiary	5.3	2.1	1.2	1.6	3.3	0.0	1.0	1.1	0.0	0.0
Academy	.	.	.	.	.	.	2.6	4.8	7.4	6.4
Other	0.9	0.0	2.2	5.1	1.1	5.7	3.2	10.3	6.6	2.5

### Cumulative Numbers

School type	2003	2004	2005	2006	2007	2008	2009	2010	2011	2012
Comprehensive	1216	1165	1554	2314	3420	3537	3241	3569	1469	1428
Grammar	392	523	856	973	1276	1356	1275	1213	292	304
Sec Mod	8	8	23	53	58	80	52	42	22	19
Independent	175	251	339	449	544	658	428	568	468	385
Sixth Form	1	3	0	1	13	20	14	14	2	3
FE/Tertiary	3	1	1	1	5	0	3	2	0	0
Academy	.	.	.	.	.	.	50	136	886	897
Other	1	0	4	11	2	33	14	49	32	13

Cumulative % at Grade A\* by school type



## GCSE STATISTICS Grade A by school type 2003- 2012

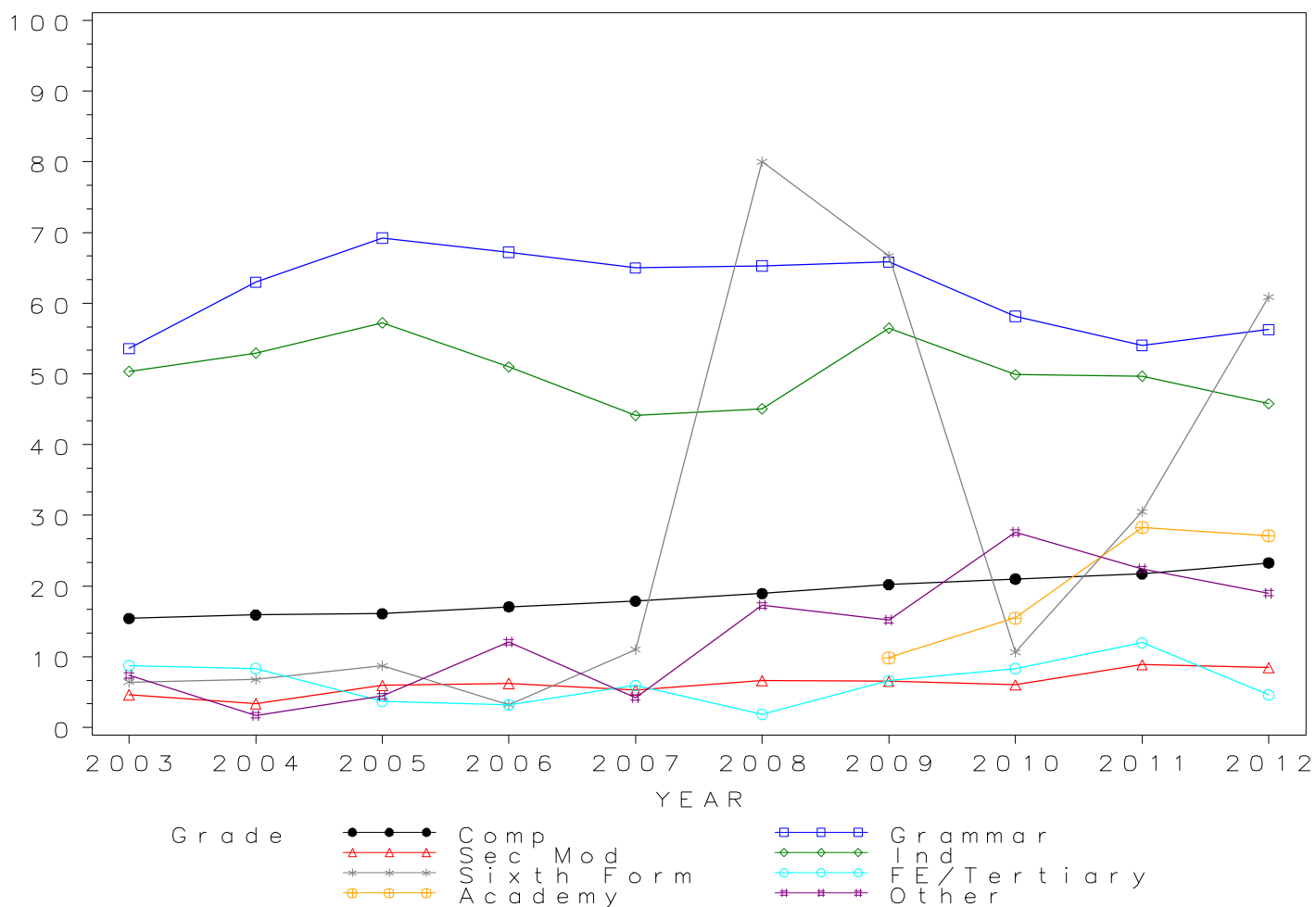
### Cumulative Percentages

School type	2003	2004	2005	2006	2007	2008	2009	2010	2011	2012
Comprehensive	15.4	15.9	16.1	17.1	17.9	18.9	20.2	21.0	21.7	23.3
Grammar	53.6	63.0	69.2	67.2	65.0	65.3	65.8	58.2	54.1	56.3
Sec Mod	4.6	3.4	6.0	6.2	5.3	6.6	6.5	6.0	8.9	8.5
Independent	50.4	53.0	57.2	51.0	44.1	45.1	56.5	49.9	49.7	45.8
Sixth Form	6.4	6.8	8.8	3.2	11.0	80.0	66.7	10.7	30.6	60.9
FE/Tertiary	8.8	8.3	3.7	3.2	6.0	1.9	6.6	8.3	12.0	4.6
Academy	.	.	.	.	.	.	9.9	15.5	28.3	27.1
Other	7.4	1.7	4.4	12.1	4.2	17.3	15.2	27.6	22.4	19.0

### Cumulative Numbers

School type	2003	2004	2005	2006	2007	2008	2009	2010	2011	2012
Comprehensive	4321	5406	7091	9881	12320	13493	12955	11583	7433	7078
Grammar	980	1380	2096	2307	2697	3043	2949	2564	1178	1185
Sec Mod	70	71	159	288	348	425	316	239	197	141
Independent	406	634	815	1054	1153	1392	1024	1094	1162	1124
Sixth Form	5	8	7	4	15	36	24	26	11	14
FE/Tertiary	5	4	3	2	9	3	19	15	21	3
Academy	.	.	.	.	.	.	191	440	3388	3799
Other	8	2	8	26	8	101	66	132	108	99

Cumulative % at Grade A by school type



## GCSE STATISTICS Grade B by school type 2003- 2012

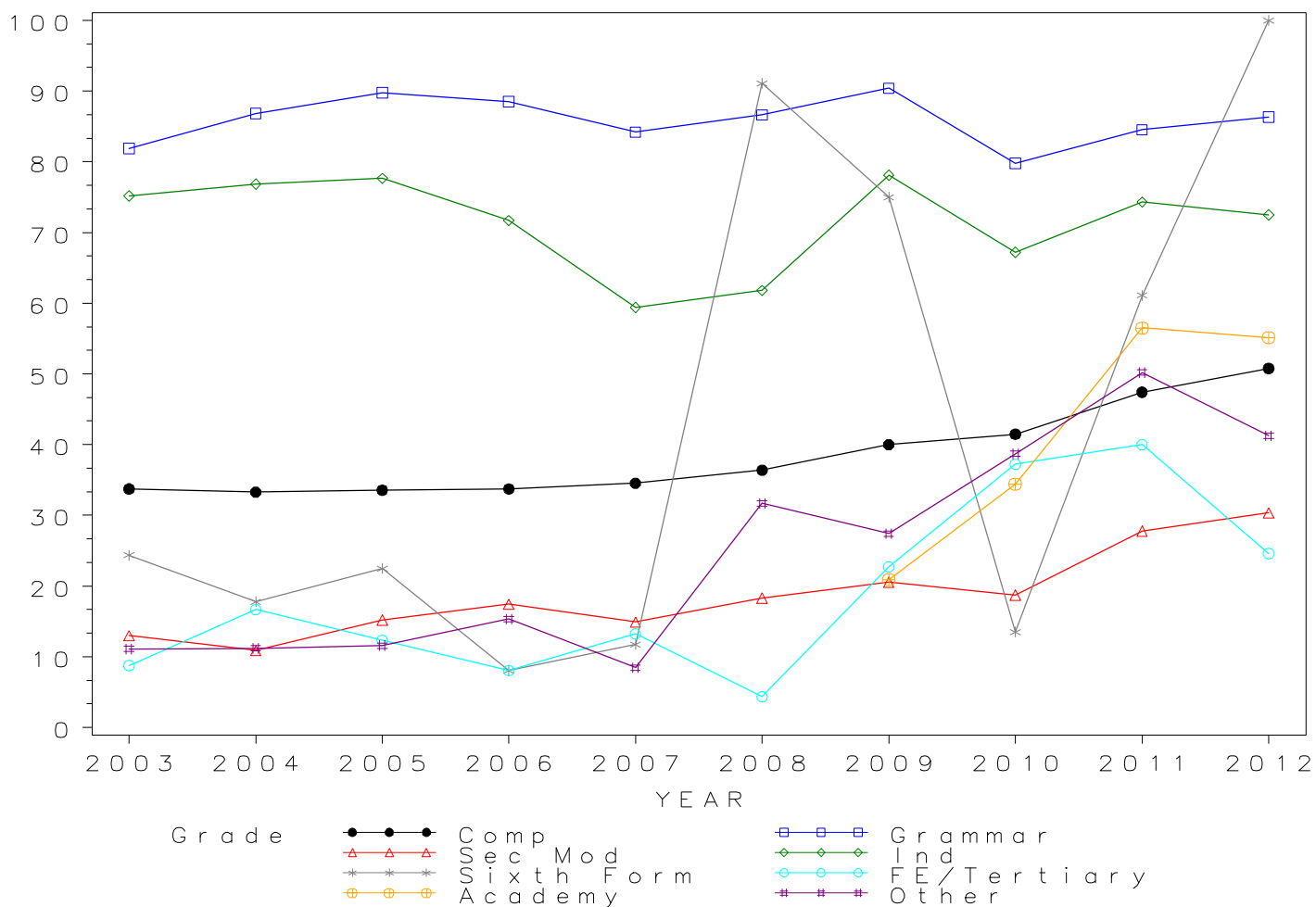
### Cumulative Percentages

School type	2003	2004	2005	2006	2007	2008	2009	2010	2011	2012
Comprehensive	33.7	33.3	33.6	33.7	34.5	36.4	40.0	41.5	47.4	50.8
Grammar	81.9	86.9	89.8	88.5	84.2	86.6	90.4	79.8	84.5	86.3
Sec Mod	13.0	10.9	15.2	17.4	14.9	18.3	20.6	18.7	27.8	30.4
Independent	75.2	76.9	77.7	71.7	59.4	61.8	78.1	67.2	74.3	72.5
Sixth Form	24.4	17.8	22.5	8.1	11.8	91.1	75.0	13.5	61.1	100.0
FE/Tertiary	8.8	16.7	12.3	8.1	13.2	4.3	22.7	37.2	40.0	24.6
Academy	.	.	.	.	.	.	20.9	34.4	56.5	55.1
Other	11.1	11.2	11.6	15.3	8.5	31.7	27.4	38.7	50.2	41.3

### Cumulative Numbers

School type	2003	2004	2005	2006	2007	2008	2009	2010	2011	2012
Comprehensive	9451	11293	14777	19521	23803	25933	25655	22881	16227	15442
Grammar	1498	1903	2718	3039	3494	4038	4049	3518	1842	1818
Sec Mod	196	228	406	804	976	1177	994	741	618	506
Independent	606	920	1106	1482	1553	1908	1416	1473	1737	1779
Sixth Form	19	21	18	10	16	41	27	33	22	23
FE/Tertiary	5	8	10	5	20	7	65	67	70	16
Academy	.	.	.	.	.	.	404	976	6764	7725
Other	12	13	21	33	16	185	119	185	242	215

Cumulative % at Grade B by school type



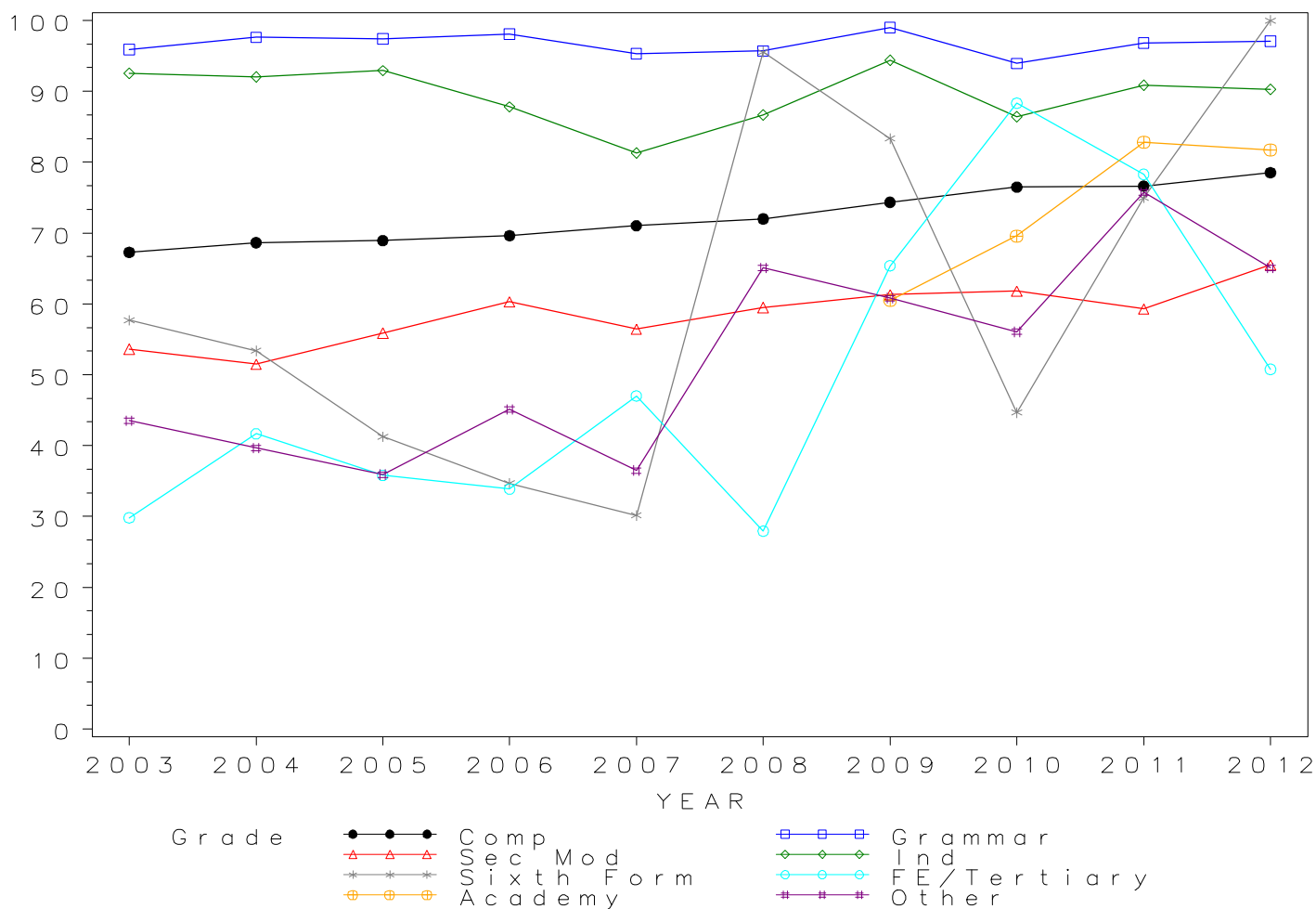
## GCSE STATISTICS Grade C by school type 2003- 2012 Cumulative Percentages

School type	2003	2004	2005	2006	2007	2008	2009	2010	2011	2012
Comprehensive	67.3	68.6	69.0	69.6	71.0	72.0	74.3	76.5	76.6	78.5
Grammar	95.9	97.6	97.4	98.1	95.3	95.7	99.0	93.9	96.8	97.1
Sec Mod	53.6	51.5	55.9	60.3	56.4	59.5	61.3	61.8	59.3	65.5
Independent	92.6	92.1	92.9	87.8	81.3	86.7	94.4	86.4	90.9	90.3
Sixth Form	57.7	53.4	41.3	34.7	30.1	95.6	83.3	44.7	75.0	100.0
FE/Tertiary	29.8	41.7	35.8	33.9	47.0	28.0	65.4	88.3	78.3	50.8
Academy	.	.	.	.	.	.	60.5	69.6	82.8	81.7
Other	43.5	39.7	35.9	45.1	36.5	65.1	60.8	56.1	75.7	65.1

### Cumulative Numbers

School type	2003	2004	2005	2006	2007	2008	2009	2010	2011	2012
Comprehensive	18848	23289	30350	40294	48961	51306	47674	42183	26220	23876
Grammar	1754	2139	2949	3367	3955	4462	4434	4141	2110	2044
Sec Mod	810	1078	1491	2781	3692	3828	2960	2446	1317	1092
Independent	746	1102	1323	1815	2125	2676	1711	1894	2125	2216
Sixth Form	45	63	33	43	41	43	30	109	27	23
FE/Tertiary	17	20	29	21	71	45	187	159	137	33
Academy	.	.	.	.	.	.	1170	1975	9912	11454
Other	47	46	65	97	69	380	264	268	365	339

Cumulative % at Grade C by school type

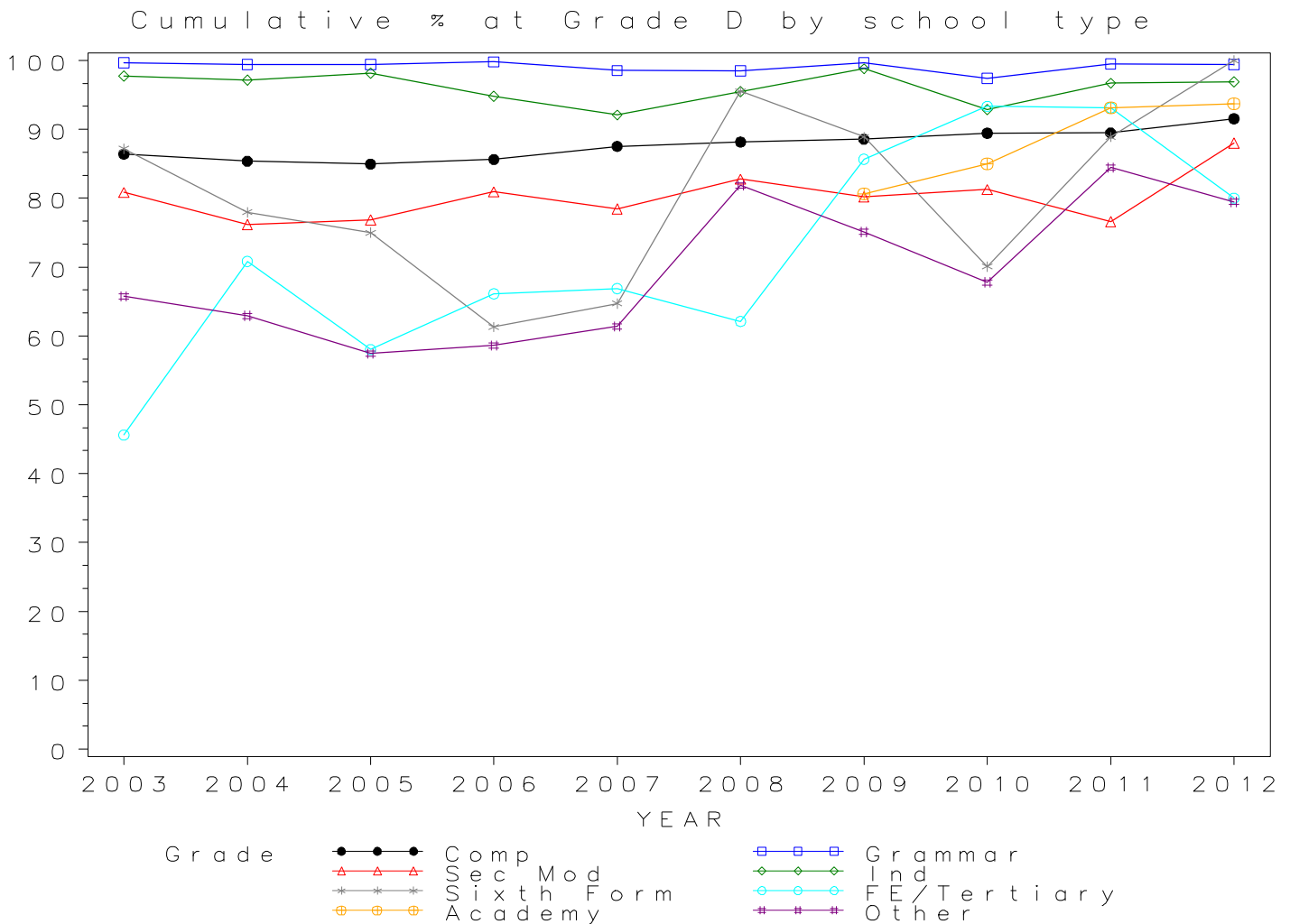


## GCSE STATISTICS Grade D by school type 2003- 2012 Cumulative Percentages

School type	2003	2004	2005	2006	2007	2008	2009	2010	2011	2012
Comprehensive	86.4	85.4	85.0	85.6	87.5	88.2	88.6	89.5	89.5	91.5
Grammar	99.7	99.4	99.4	99.8	98.5	98.5	99.7	97.4	99.5	99.4
Sec Mod	80.9	76.2	76.9	80.9	78.5	82.8	80.2	81.3	76.6	88.0
Independent	97.8	97.2	98.2	94.8	92.1	95.5	98.8	92.9	96.7	96.9
Sixth Form	87.2	78.0	75.0	61.3	64.7	95.6	88.9	70.1	88.9	100.0
FE/Tertiary	45.6	70.8	58.0	66.1	66.9	62.1	85.7	93.3	93.1	80.0
Academy	.	.	.	.	.	.	80.6	85.0	93.1	93.7
Other	65.7	62.9	57.5	58.6	61.4	81.8	75.1	67.8	84.4	79.5

### Cumulative Numbers

School type	2003	2004	2005	2006	2007	2008	2009	2010	2011	2012
Comprehensive	24205	28963	37402	49557	60318	62836	56789	49344	30616	27835
Grammar	1823	2178	3011	3426	4088	4592	4465	4293	2168	2094
Sec Mod	1221	1595	2051	3732	5133	5324	3872	3216	1702	1467
Independent	788	1163	1398	1960	2407	2948	1791	2036	2261	2378
Sixth Form	68	92	60	76	88	43	32	171	32	23
FE/Tertiary	26	34	47	41	101	100	245	168	163	52
Academy	.	.	.	.	.	.	1559	2412	11145	13137
Other	71	73	104	126	116	478	326	324	407	414

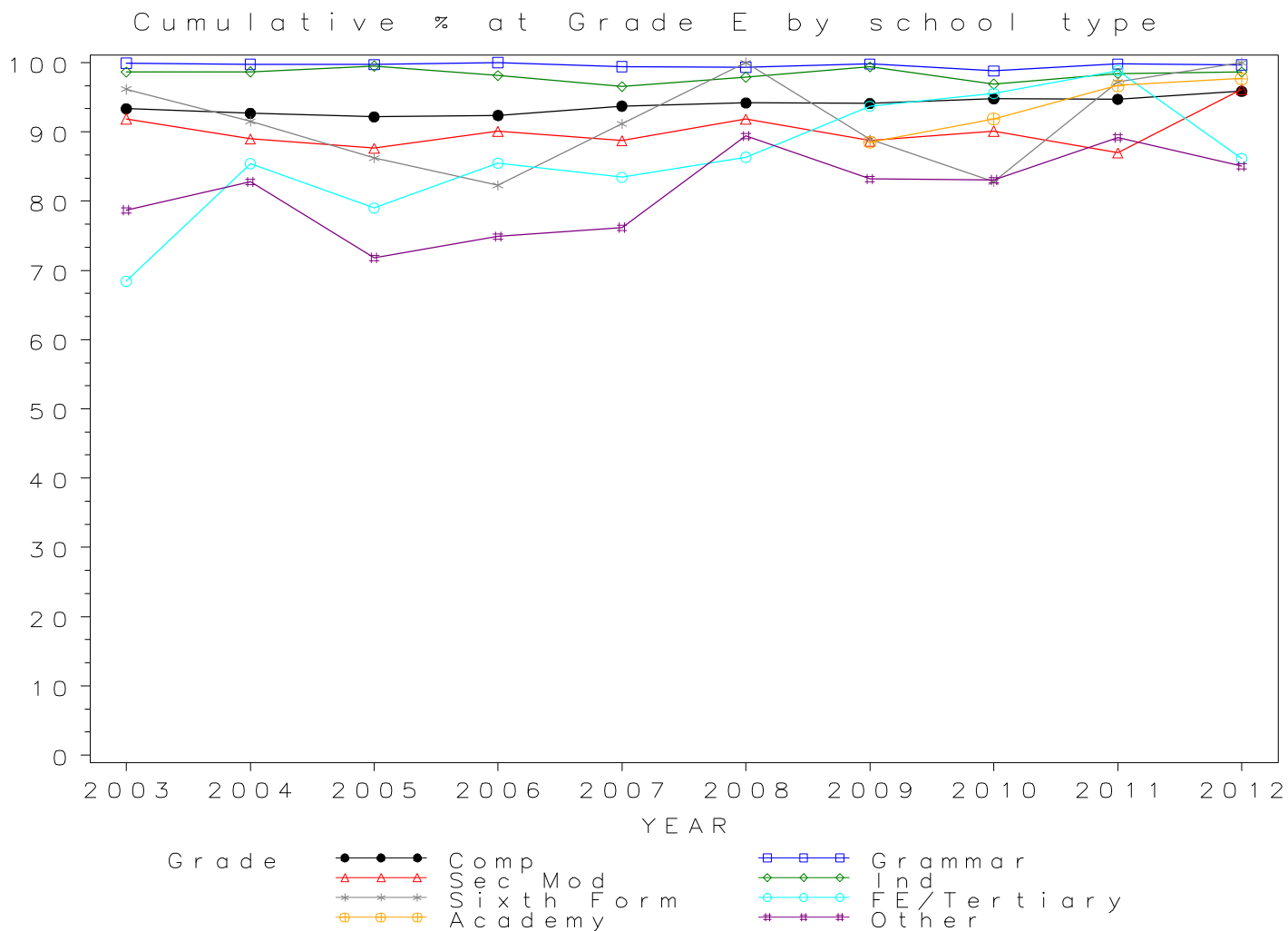


## GCSE STATISTICS Grade E by school type 2003-2012 Cumulative Percentages

School type	2003	2004	2005	2006	2007	2008	2009	2010	2011	2012
Comprehensive	93.4	92.7	92.2	92.4	93.7	94.2	94.1	94.8	94.7	95.8
Grammar	99.9	99.8	99.7	100.0	99.4	99.3	99.8	98.8	99.8	99.7
Sec Mod	91.9	89.0	87.6	90.1	88.7	91.8	88.7	90.1	86.9	96.2
Independent	98.6	98.7	99.5	98.1	96.5	97.9	99.4	96.9	98.4	98.6
Sixth Form	96.2	91.5	86.3	82.3	91.2	100.0	88.9	82.8	97.2	100.0
FE/Tertiary	68.4	85.4	79.0	85.5	83.4	86.3	93.7	95.6	98.9	86.2
Academy	.	.	.	.	.	.	88.5	91.9	96.7	97.7
Other	78.7	82.8	71.8	74.9	76.2	89.4	83.2	83.1	89.2	85.0

### Cumulative Numbers

School type	2003	2004	2005	2006	2007	2008	2009	2010	2011	2012
Comprehensive	26150	31446	40564	53452	64587	67117	60352	52270	32408	29141
Grammar	1828	2186	3019	3433	4125	4631	4470	4354	2175	2099
Sec Mod	1387	1862	2338	4155	5803	5906	4282	3566	1932	1603
Independent	795	1181	1417	2028	2523	3022	1802	2124	2301	2420
Sixth Form	75	108	69	102	124	45	32	202	35	23
FE/Tertiary	39	41	64	53	126	139	268	172	173	56
Academy	.	.	.	.	.	.	1712	2608	11576	13698
Other	85	96	130	161	144	522	361	397	430	443



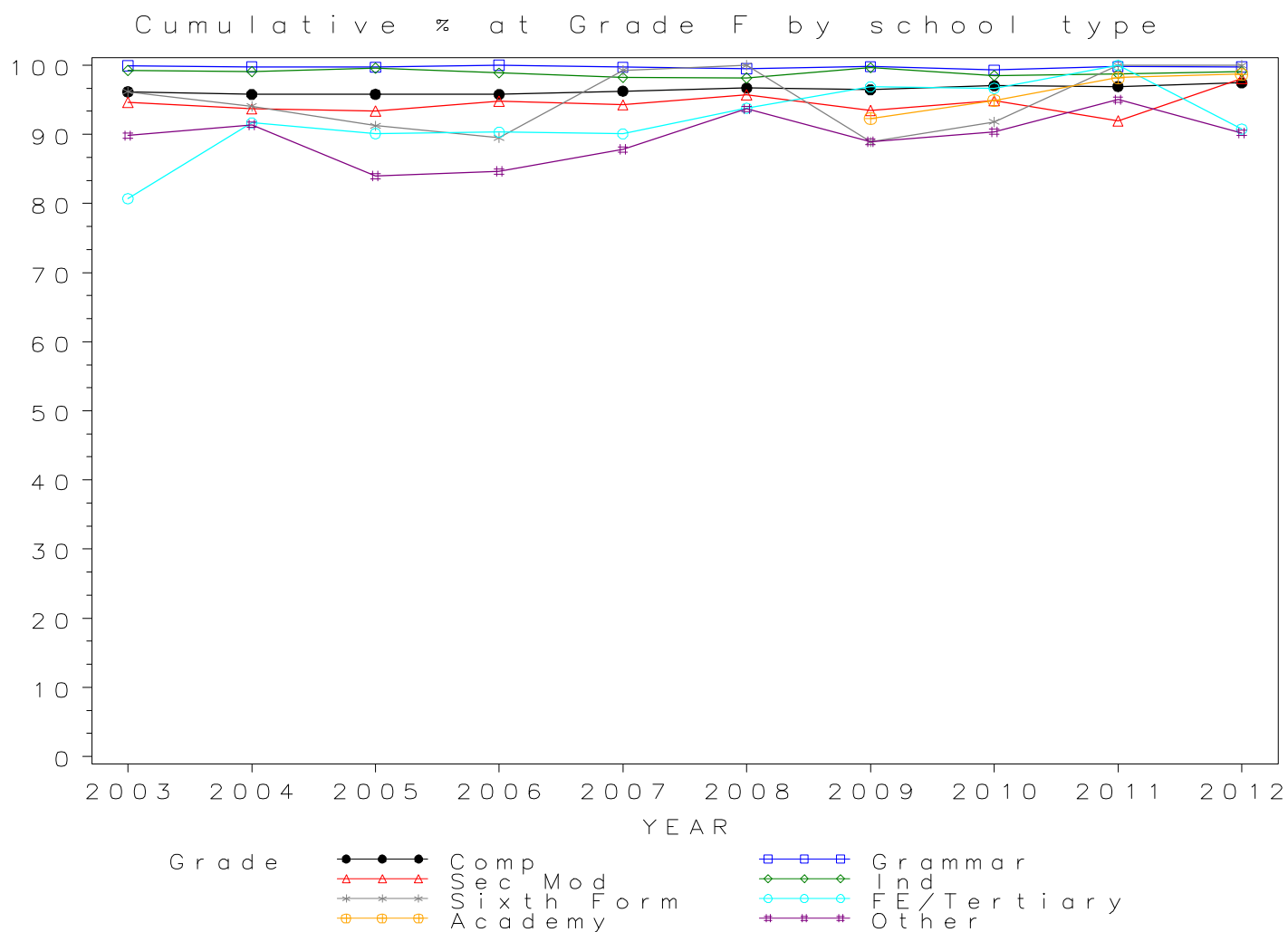


## GCSE STATISTICS Grade F by school type 2003- 2012 Cumulative Percentages

School type	2003	2004	2005	2006	2007	2008	2009	2010	2011	2012
Comprehensive	96.2	95.8	95.8	95.8	96.3	96.7	96.4	97.0	96.9	97.4
Grammar	99.9	99.8	99.7	100.0	99.7	99.5	99.8	99.3	99.8	99.8
Sec Mod	94.6	93.7	93.4	94.8	94.3	95.7	93.5	94.8	91.9	98.1
Independent	99.3	99.1	99.6	98.9	98.2	98.2	99.6	98.5	98.7	99.1
Sixth Form	96.2	94.1	91.3	89.5	99.3	100.0	88.9	91.8	100.0	100.0
FE/Tertiary	80.7	91.7	90.1	90.3	90.1	93.8	96.9	96.7	100.0	90.8
Academy	.	.	.	.	.	.	92.3	94.9	98.2	98.7
Other	89.8	91.4	84.0	84.7	87.8	93.7	88.9	90.4	95.0	90.2

### Cumulative Numbers

School type	2003	2004	2005	2006	2007	2008	2009	2010	2011	2012
Comprehensive	26933	32496	42168	55424	66328	68915	61843	53523	33164	29629
Grammar	1828	2186	3020	3433	4137	4639	4470	4377	2175	2101
Sec Mod	1429	1961	2491	4373	6167	6158	4512	3753	2043	1635
Independent	800	1186	1418	2044	2567	3031	1806	2159	2308	2432
Sixth Form	75	111	73	111	135	45	32	224	36	23
FE/Tertiary	46	44	73	56	136	151	277	174	175	59
Academy	.	.	.	.	.	.	1785	2693	11756	13838
Other	97	106	152	182	166	547	386	432	458	470



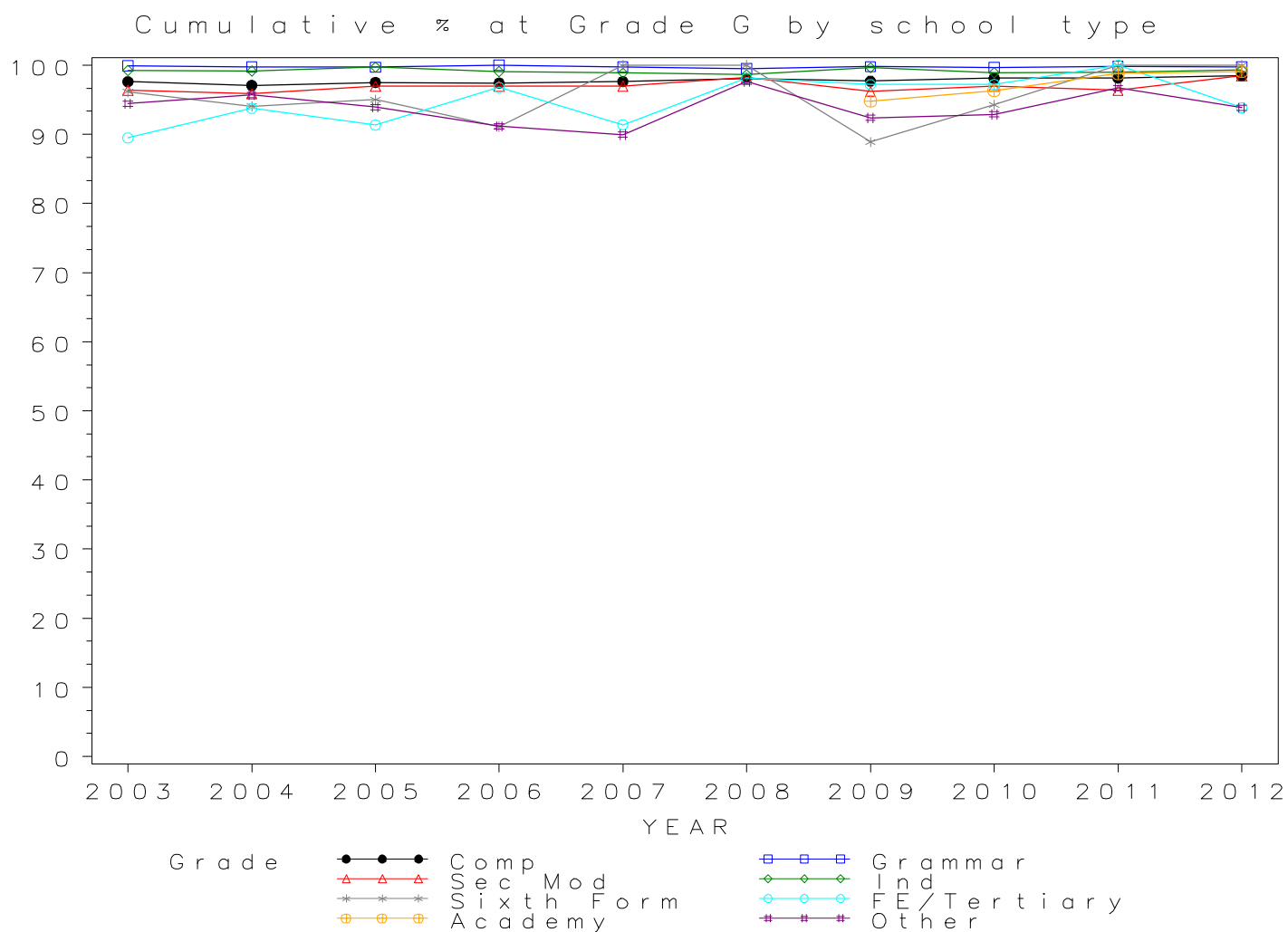
## GCSE STATISTICS Grade G by school type 2003- 2012

### Cumulative Percentages

School type	2003	2004	2005	2006	2007	2008	2009	2010	2011	2012
Comprehensive	97.6	97.1	97.5	97.4	97.6	98.1	97.7	98.1	98.2	98.5
Grammar	99.9	99.8	99.7	100.0	99.8	99.5	99.8	99.7	99.9	99.8
Sec Mod	96.4	95.8	97.0	97.0	97.0	98.2	96.2	96.9	96.4	98.4
Independent	99.3	99.2	99.7	99.1	98.9	98.6	99.6	98.9	99.0	99.3
Sixth Form	96.2	94.1	95.0	91.1	100.0	100.0	88.9	94.3	100.0	100.0
FE/Tertiary	89.5	93.8	91.4	96.8	91.4	98.1	97.2	97.2	100.0	93.8
Academy	.	.	.	.	.	.	94.8	96.3	98.8	99.1
Other	94.4	95.7	93.9	91.2	89.9	97.6	92.4	92.9	96.7	93.9

### Cumulative Numbers

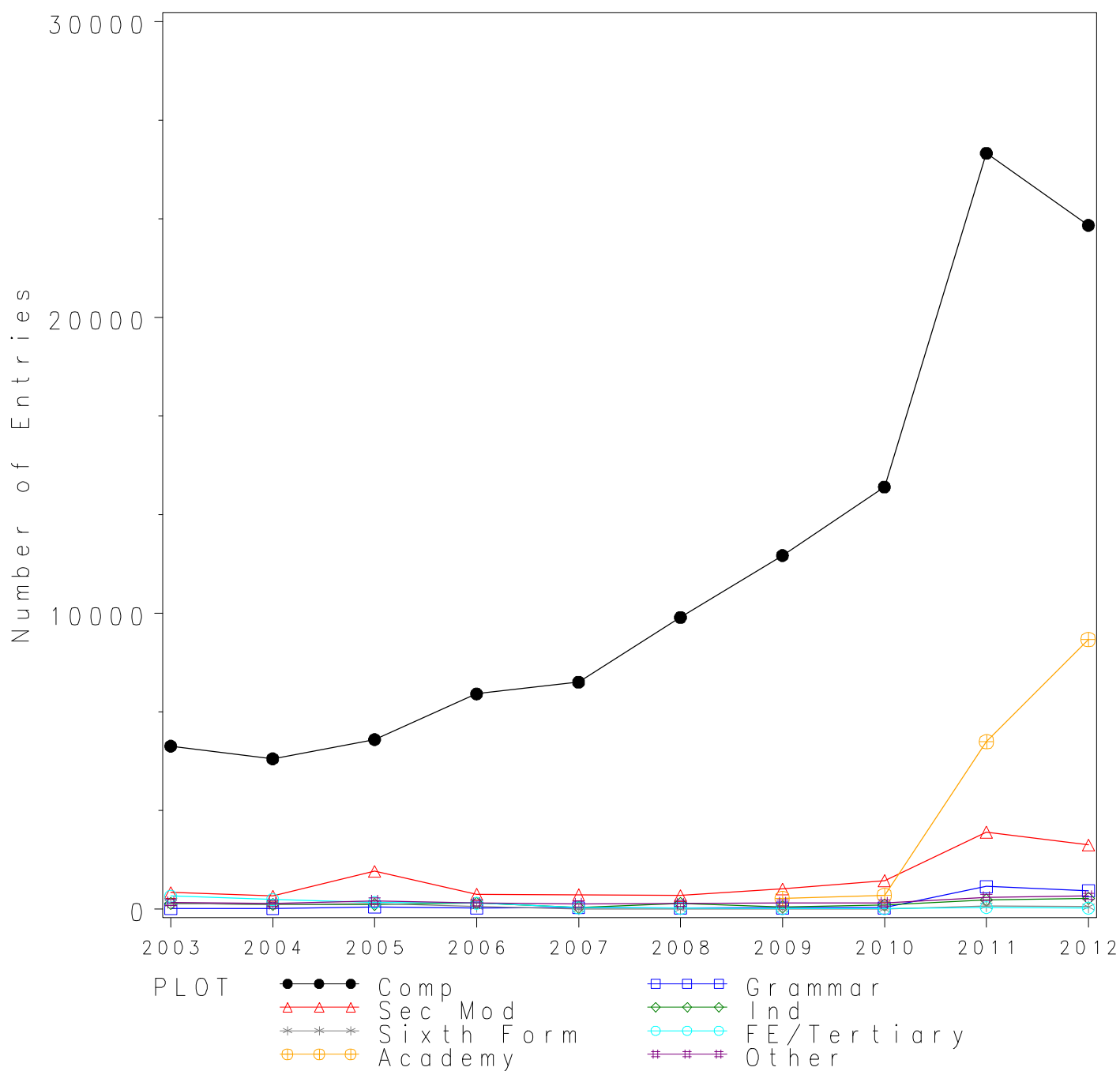
School type	2003	2004	2005	2006	2007	2008	2009	2010	2011	2012
Comprehensive	27346	32935	42919	56363	67291	69891	62646	54116	33585	29939
Grammar	1828	2186	3020	3433	4139	4639	4470	4393	2176	2101
Sec Mod	1456	2006	2587	4474	6345	6318	4644	3836	2142	1641
Independent	800	1187	1420	2048	2585	3044	1806	2168	2315	2437
Sixth Form	75	111	76	113	136	45	32	230	36	23
FE/Tertiary	51	45	74	60	138	158	278	175	175	61
Academy	.	.	.	.	.	.	1833	2733	11827	13894
Other	102	111	170	196	170	570	401	444	466	489



*Numbers of GCSE entries in VOCATIONAL STUDIES by school type 2003-2012*

School type	2003	2004	2005	2006	2007	2008	2009	2010	2011	2012
Comprehensive	5504	5078	5722	7269	7664	9856	11946	14266	25552	23111
Grammar	5	14	62	32	39	33	36	36	754	616
Sec Mod	553	431	1273	487	478	452	673	951	2600	2160
Independent	184	145	154	192	48	189	62	128	305	352
Sixth Form	179	146	179	75	0	0	0	0	95	70
FE/Tertiary	429	312	216	190	37	19	17	10	45	26
Academy	.	.	.	.	.	.	346	449	5656	9110
Other	222	189	268	196	167	179	206	203	390	431

GCSE VOCATIONAL STUDIES Entries by school type 2003–2012



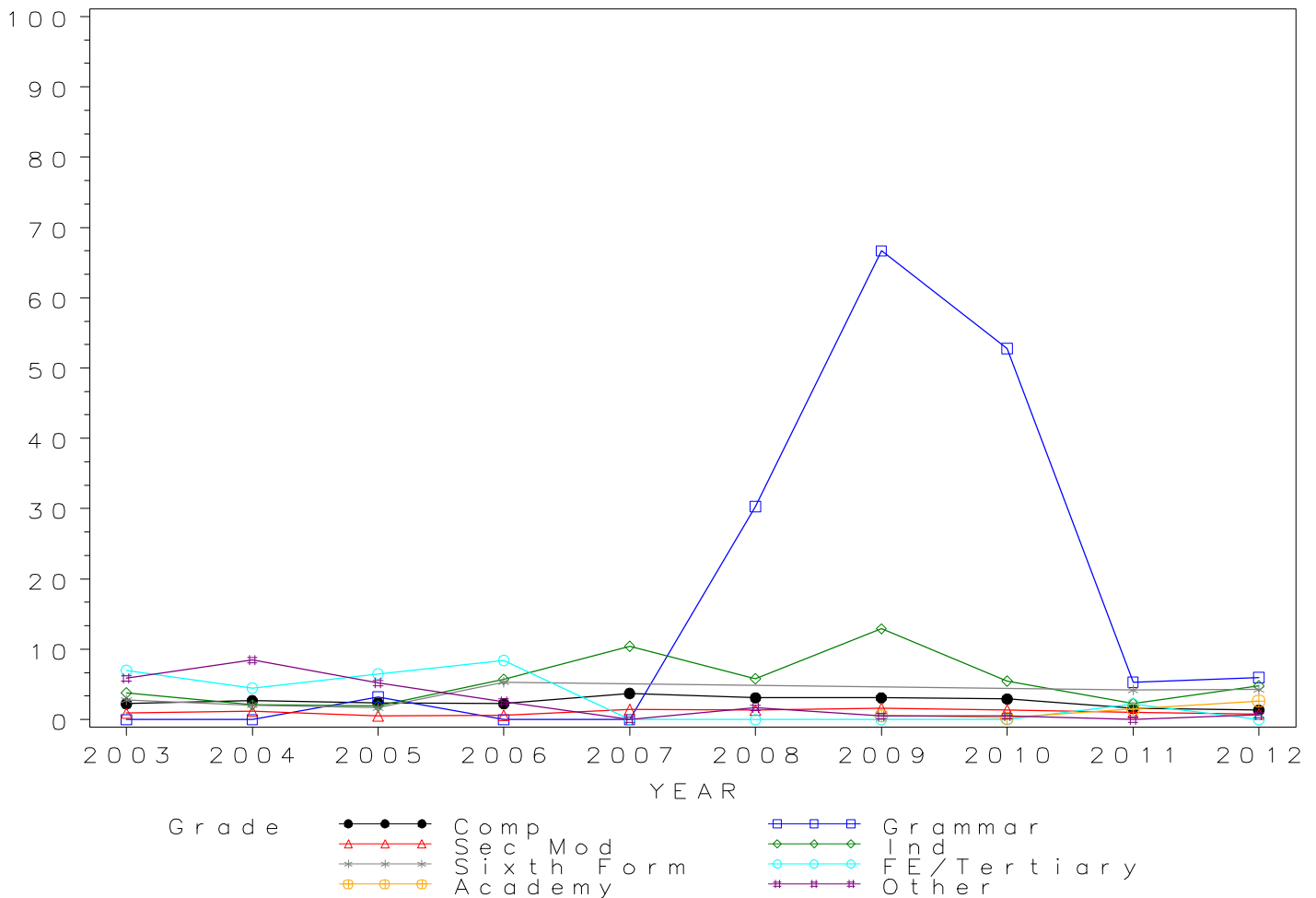
*GCSE VOCATIONAL STUDIES Grade A\* by school type 2003- 2012  
Cumulative Percentages*

School type	2003	2004	2005	2006	2007	2008	2009	2010	2011	2012
Comprehensive	2.2	2.7	2.4	2.3	3.7	3.1	3.1	2.9	1.6	1.3
Grammar	0.0	0.0	3.2	0.0	0.0	30.3	66.7	52.8	5.3	6.0
Sec Mod	0.9	1.2	0.5	0.6	1.5	1.3	1.6	1.4	1.0	0.8
Independent	3.8	2.1	1.9	5.7	10.4	5.8	12.9	5.5	2.3	4.8
Sixth Form	2.8	2.1	1.7	5.3	.	.	.	.	4.2	4.3
FE/Tertiary	7.0	4.5	6.5	8.4	0.0	0.0	0.0	0.0	2.2	0.0
Academy	.	.	.	.	.	.	0.6	0.2	1.5	2.6
Other	5.9	8.5	5.2	2.6	0.0	1.7	0.5	0.5	0.0	0.7

*Cumulative Numbers*

School type	2003	2004	2005	2006	2007	2008	2009	2010	2011	2012
Comprehensive	123	137	135	164	285	304	370	418	417	310
Grammar	0	0	2	0	0	10	24	19	40	37
Sec Mod	5	5	7	3	7	6	11	13	26	17
Independent	7	3	3	11	5	11	8	7	7	17
Sixth Form	5	3	3	4	0	0	0	0	4	3
FE/Tertiary	30	14	14	16	0	0	0	0	1	0
Academy	.	.	.	.	.	.	2	1	85	237
Other	13	16	14	5	0	3	1	1	0	3

Cumulative % at Grade A\* by school type



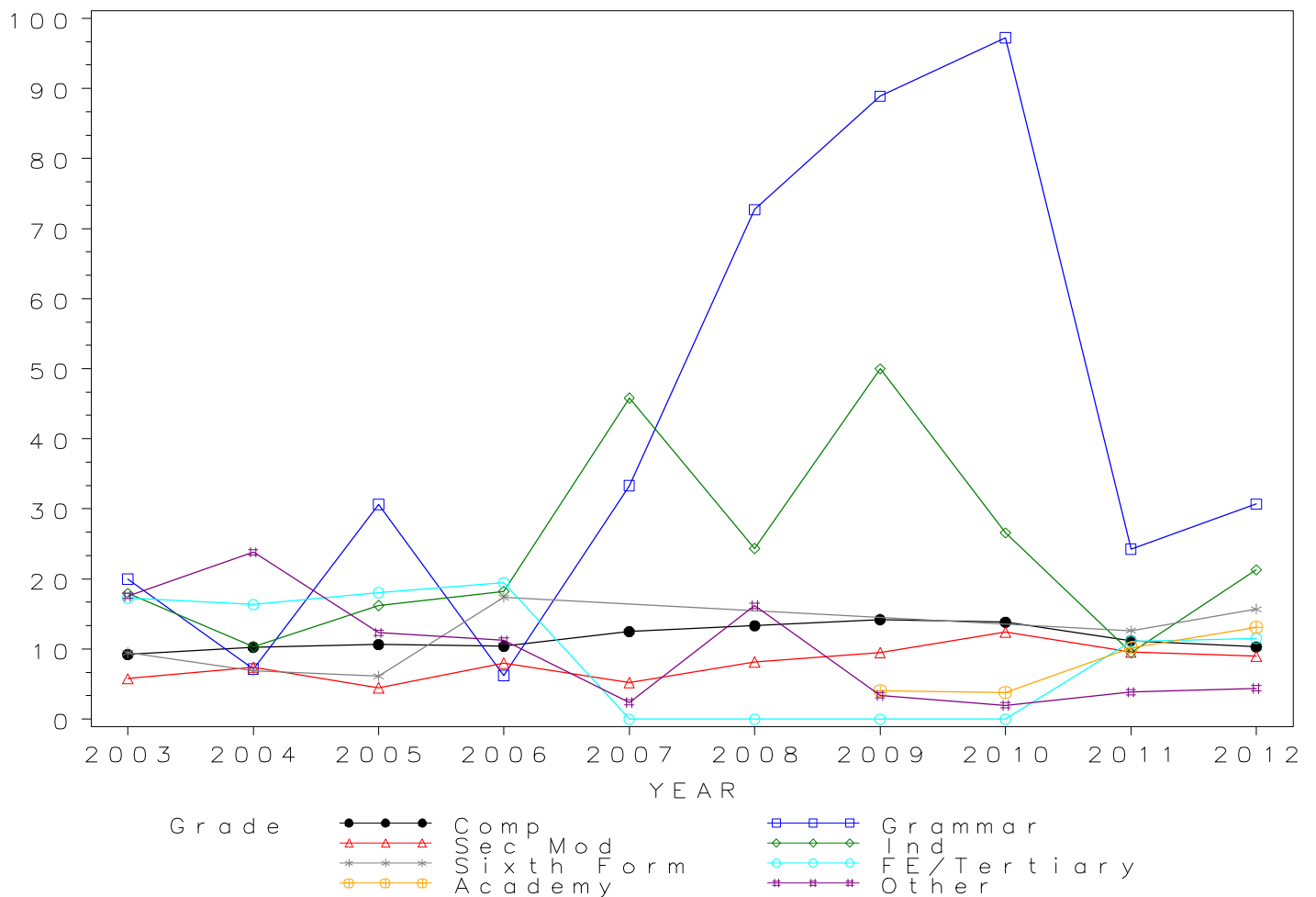
## GCSE VOCATIONAL STUDIES Grade A by school type 2003- 2012 Cumulative Percentages

School type	2003	2004	2005	2006	2007	2008	2009	2010	2011	2012
Comprehensive	9.2	10.3	10.6	10.4	12.5	13.3	14.2	13.8	11.2	10.3
Grammar	20.0	7.1	30.6	6.3	33.3	72.7	88.9	97.2	24.3	30.7
Sec Mod	5.8	7.4	4.5	8.0	5.2	8.2	9.5	12.4	9.6	9.0
Independent	17.9	10.3	16.2	18.2	45.8	24.3	50.0	26.6	9.5	21.3
Sixth Form	9.5	6.8	6.1	17.3	.	.	.	.	12.6	15.7
FE/Tertiary	17.2	16.3	18.1	19.5	0.0	0.0	0.0	0.0	11.1	11.5
Academy	.	.	.	.	.	.	4.0	3.8	10.2	13.1
Other	17.6	23.8	12.3	11.2	2.4	16.2	3.4	2.0	3.8	4.4

### Cumulative Numbers

School type	2003	2004	2005	2006	2007	2008	2009	2010	2011	2012
Comprehensive	507	521	609	755	958	1312	1696	1974	2855	2386
Grammar	1	1	19	2	13	24	32	35	183	189
Sec Mod	32	32	57	39	25	37	64	118	249	194
Independent	33	15	25	35	22	46	31	34	29	75
Sixth Form	17	10	11	13	0	0	0	0	12	11
FE/Tertiary	74	51	39	37	0	0	0	0	5	3
Academy	.	.	.	.	.	.	14	17	577	1193
Other	39	45	33	22	4	29	7	4	15	19

Cumulative % at Grade A by school type



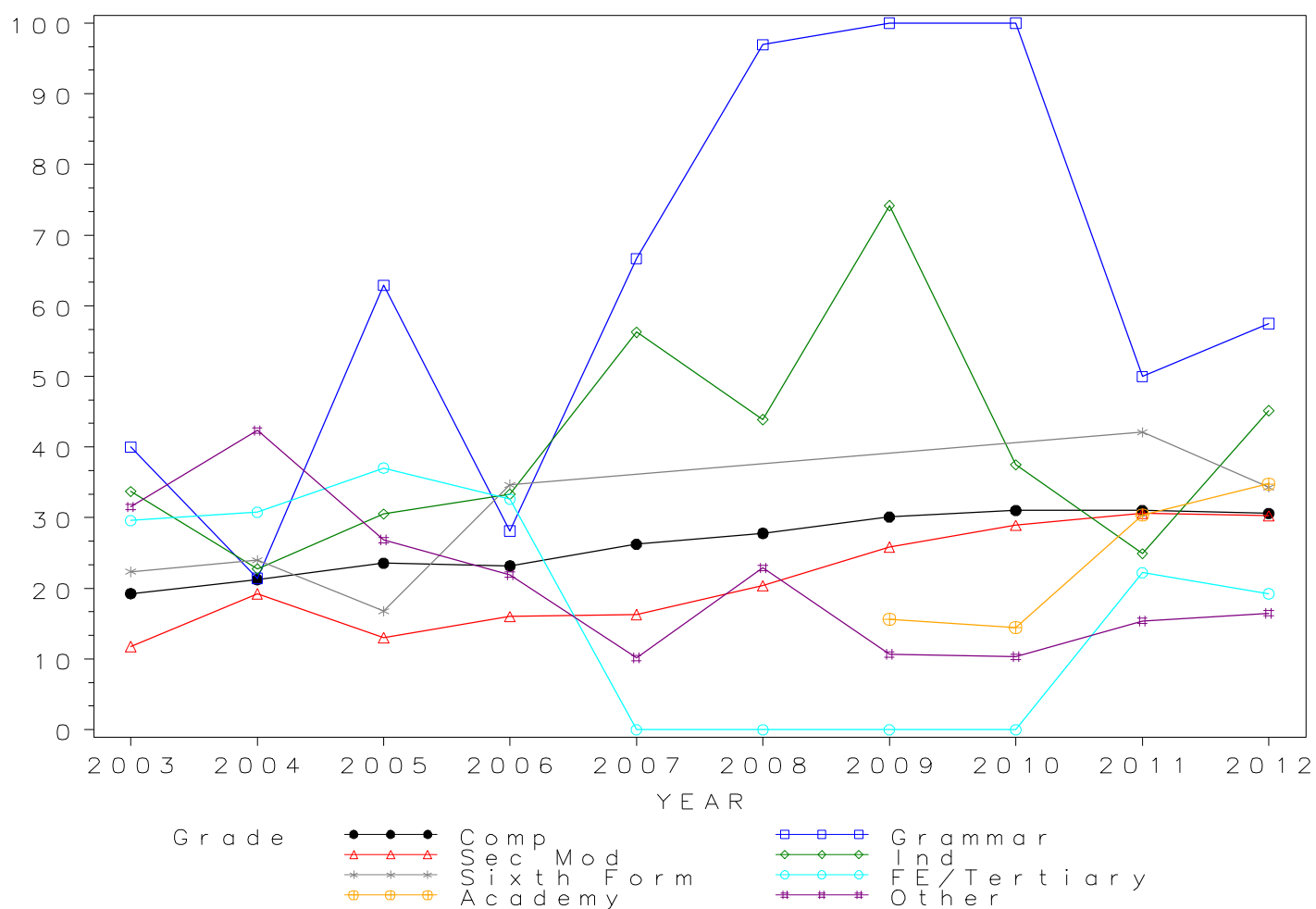
## GCSE VOCATIONAL STUDIES Grade B by school type 2003- 2012 Cumulative Percentages

School type	2003	2004	2005	2006	2007	2008	2009	2010	2011	2012
Comprehensive	19.3	21.2	23.5	23.2	26.2	27.8	30.1	31.0	31.0	30.6
Grammar	40.0	21.4	62.9	28.1	66.7	97.0	100.0	100.0	50.0	57.5
Sec Mod	11.8	19.3	13.0	16.0	16.3	20.4	25.9	28.9	30.6	30.3
Independent	33.7	22.8	30.5	33.3	56.3	43.9	74.2	37.5	24.9	45.2
Sixth Form	22.3	24.0	16.8	34.7	.	.	.	.	42.1	34.3
FE/Tertiary	29.6	30.8	37.0	32.6	0.0	0.0	0.0	0.0	22.2	19.2
Academy	.	.	.	.	.	.	15.6	14.5	30.4	34.8
Other	31.5	42.3	26.9	21.9	10.2	22.9	10.7	10.3	15.4	16.5

### Cumulative Numbers

School type	2003	2004	2005	2006	2007	2008	2009	2010	2011	2012
Comprehensive	1060	1079	1347	1685	2011	2739	3594	4427	7927	7077
Grammar	2	3	39	9	26	32	36	36	377	354
Sec Mod	65	83	166	78	78	92	174	275	796	654
Independent	62	33	47	64	27	83	46	48	76	159
Sixth Form	40	35	30	26	0	0	0	0	40	24
FE/Tertiary	127	96	80	62	0	0	0	0	10	5
Academy	.	.	.	.	.	.	54	65	1719	3170
Other	70	80	72	43	17	41	22	21	60	71

Cumulative % at Grade B by school type



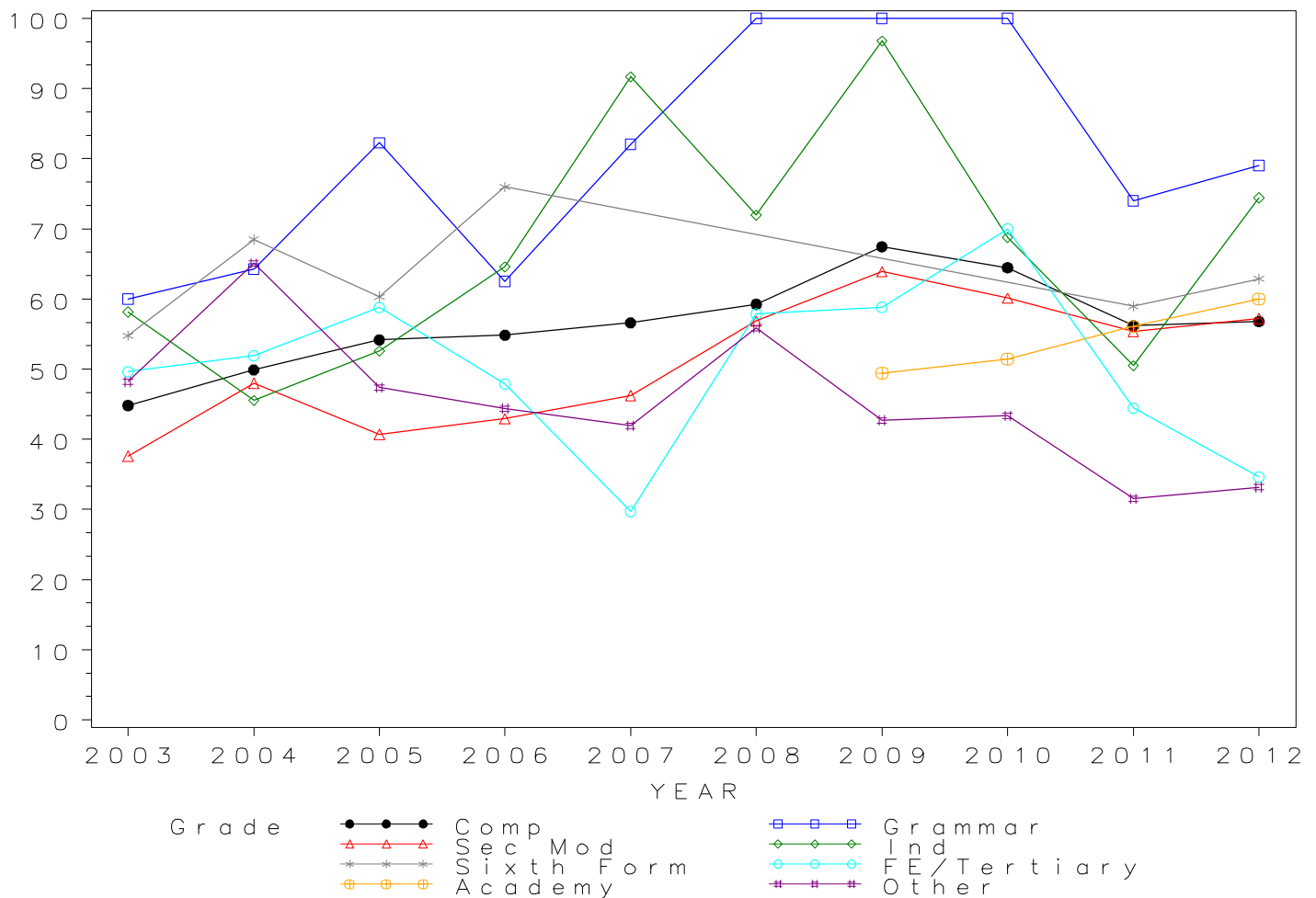
## GCSE VOCATIONAL STUDIES Grade C by school type 2003- 2012 Cumulative Percentages

School type	2003	2004	2005	2006	2007	2008	2009	2010	2011	2012
Comprehensive	44.8	49.9	54.2	54.8	56.6	59.2	67.5	64.5	56.2	56.8
Grammar	60.0	64.3	82.3	62.5	82.1	100.0	100.0	100.0	74.0	79.1
Sec Mod	37.6	48.0	40.7	42.9	46.2	56.9	63.9	60.1	55.4	57.2
Independent	58.2	45.5	52.6	64.6	91.7	72.0	96.8	68.8	50.5	74.4
Sixth Form	54.7	68.5	60.3	76.0	.	.	.	.	58.9	62.9
FE/Tertiary	49.7	51.9	58.8	47.9	29.7	57.9	58.8	70.0	44.4	34.6
Academy	.	.	.	.	.	.	49.4	51.4	56.1	60.0
Other	48.2	65.1	47.4	44.4	41.9	55.9	42.7	43.3	31.5	33.2

### Cumulative Numbers

School type	2003	2004	2005	2006	2007	2008	2009	2010	2011	2012
Comprehensive	2467	2533	3100	3987	4338	5839	8058	9196	14354	13126
Grammar	3	9	51	20	32	33	36	36	558	487
Sec Mod	208	207	518	209	221	257	430	572	1440	1236
Independent	107	66	81	124	44	136	60	88	154	262
Sixth Form	98	100	108	57	0	0	0	0	56	44
FE/Tertiary	213	162	127	91	11	11	10	7	20	9
Academy	.	.	.	.	.	.	171	231	3173	5466
Other	107	123	127	87	70	100	88	88	123	143

Cumulative % at Grade C by school type

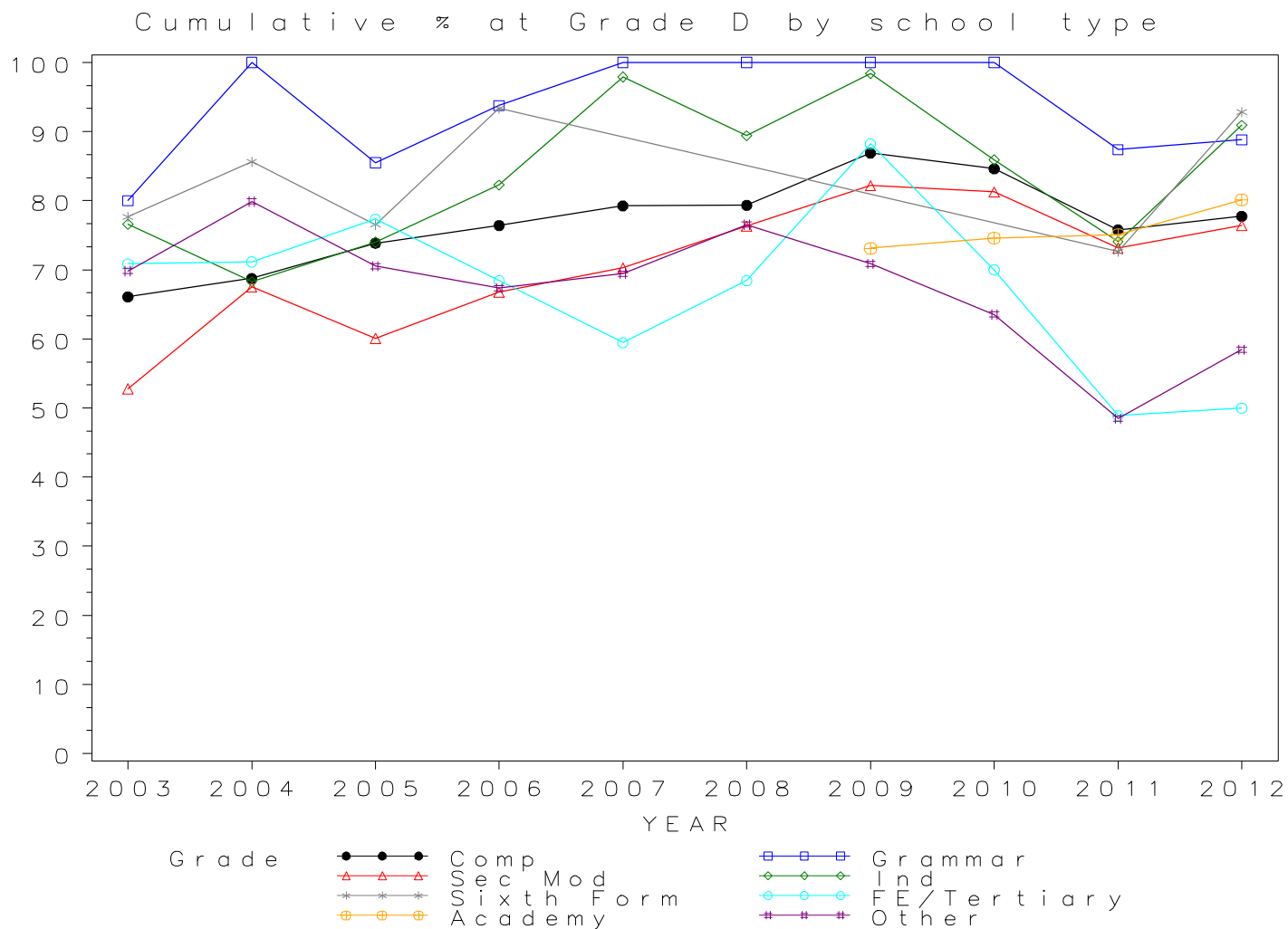


## GCSE VOCATIONAL STUDIES Grade D by school type 2003- 2012 Cumulative Percentages

School type	2003	2004	2005	2006	2007	2008	2009	2010	2011	2012
Comprehensive	66.1	68.7	73.9	76.4	79.2	79.3	86.9	84.6	75.8	77.7
Grammar	80.0	100.0	85.5	93.8	100.0	100.0	100.0	100.0	87.4	88.8
Sec Mod	52.8	67.5	60.1	66.7	70.3	76.3	82.2	81.3	73.2	76.4
Independent	76.6	68.3	74.0	82.3	97.9	89.4	98.4	85.9	74.1	90.9
Sixth Form	77.7	85.6	76.5	93.3	.	.	.	.	72.6	92.9
FE/Tertiary	70.9	71.2	77.3	68.4	59.5	68.4	88.2	70.0	48.9	50.0
Academy	.	.	.	.	.	.	73.1	74.6	75.1	80.1
Other	69.8	79.9	70.5	67.3	69.5	76.5	70.9	63.5	48.5	58.5

### Cumulative Numbers

School type	2003	2004	2005	2006	2007	2008	2009	2010	2011	2012
Comprehensive	3638	3491	4226	5555	6073	7818	10378	12074	19360	17964
Grammar	4	14	53	30	39	33	36	36	659	547
Sec Mod	292	291	765	325	336	345	553	773	1903	1650
Independent	141	99	114	158	47	169	61	110	226	320
Sixth Form	139	125	137	70	0	0	0	0	69	65
FE/Tertiary	304	222	167	130	22	13	15	7	22	13
Academy	.	.	.	.	.	.	253	335	4248	7297
Other	155	151	189	132	116	137	146	129	189	252



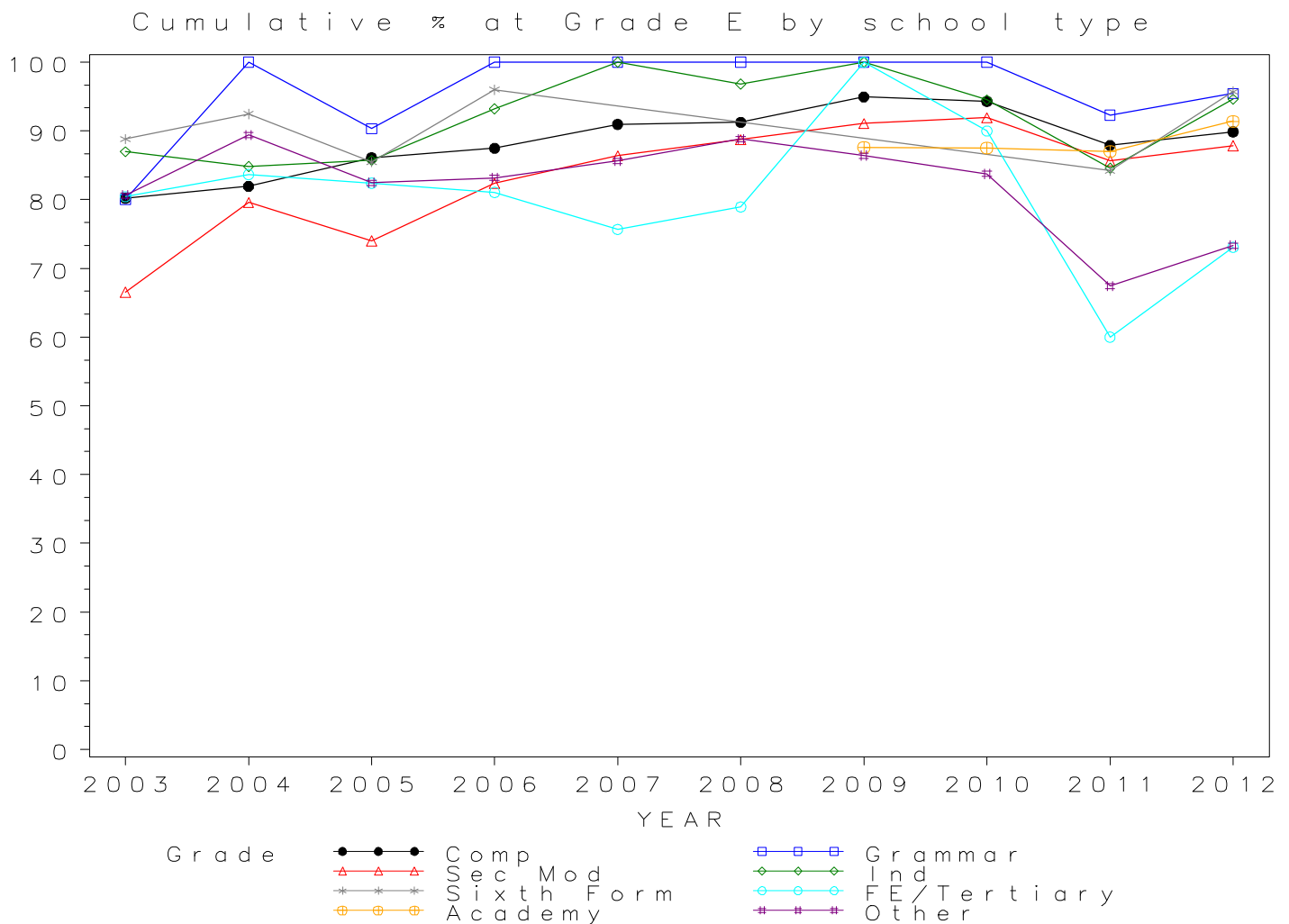


## GCSE VOCATIONAL STUDIES Grade E by school type 2003- 2012 Cumulative Percentages

School type	2003	2004	2005	2006	2007	2008	2009	2010	2011	2012
Comprehensive	80.2	81.9	86.1	87.5	91.0	91.3	95.0	94.3	87.9	89.9
Grammar	80.0	100.0	90.3	100.0	100.0	100.0	100.0	100.0	92.3	95.5
Sec Mod	66.5	79.6	74.0	82.3	86.4	88.7	91.1	91.9	85.7	87.9
Independent	87.0	84.8	85.7	93.2	100.0	96.8	100.0	94.5	84.6	94.6
Sixth Form	88.8	92.5	85.5	96.0	.	.	.	.	84.2	95.7
FE/Tertiary	80.4	83.7	82.4	81.1	75.7	78.9	100.0	90.0	60.0	73.1
Academy	.	.	.	.	.	.	87.6	87.5	87.0	91.4
Other	80.6	89.4	82.5	83.2	85.6	88.8	86.4	83.7	67.4	73.3

### Cumulative Numbers

School type	2003	2004	2005	2006	2007	2008	2009	2010	2011	2012
Comprehensive	4414	4161	4926	6357	6971	8994	11343	13452	22463	20770
Grammar	4	14	56	32	39	33	36	36	696	588
Sec Mod	368	343	942	401	413	401	613	874	2227	1898
Independent	160	123	132	179	48	183	62	121	258	333
Sixth Form	159	135	153	72	0	0	0	0	80	67
FE/Tertiary	345	261	178	154	28	15	17	9	27	19
Academy	.	.	.	.	.	.	303	393	4921	8327
Other	179	169	221	163	143	159	178	170	263	316

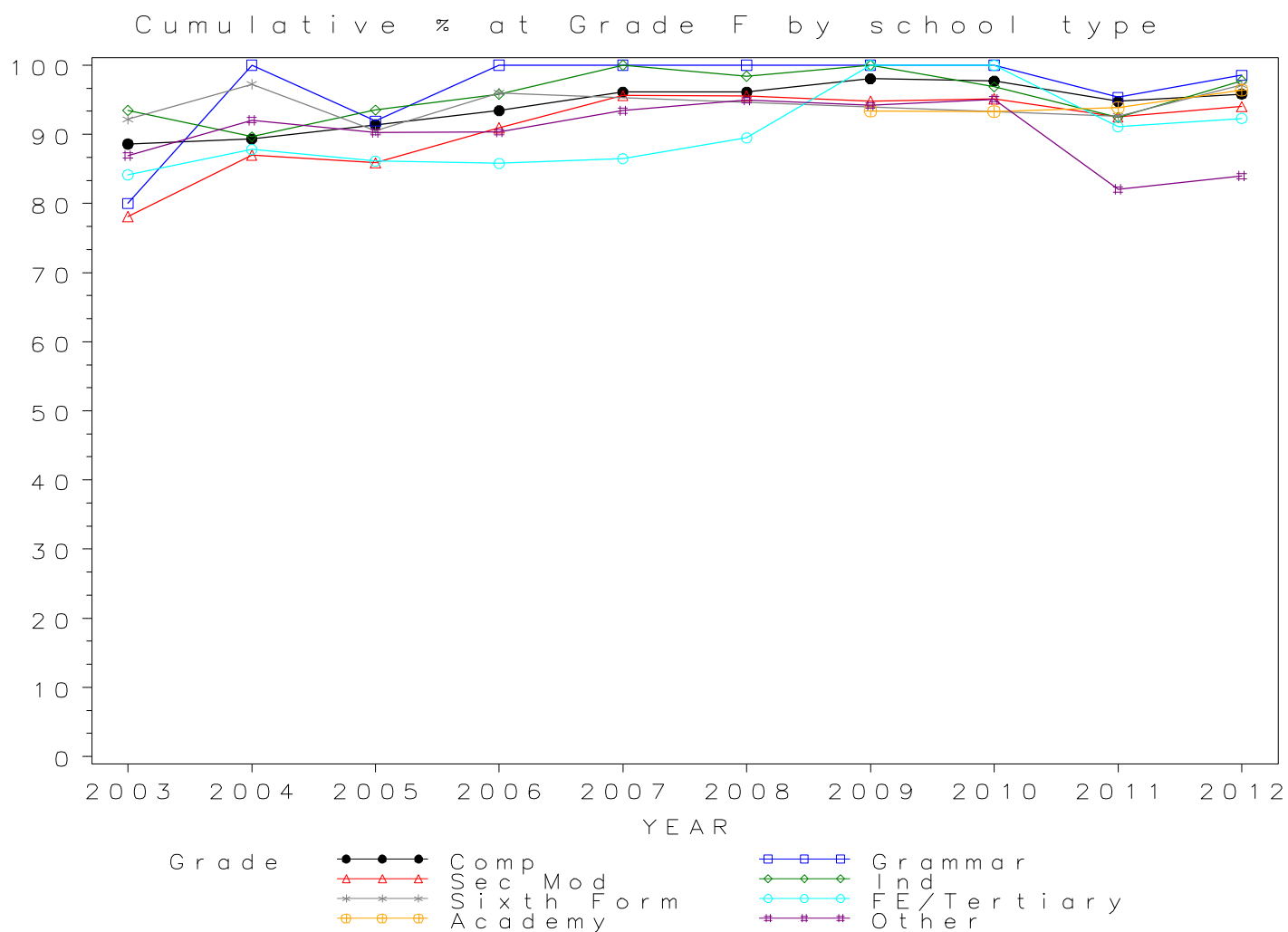


## GCSE VOCATIONAL STUDIES Grade F by school type 2003- 2012 Cumulative Percentages

School type	2003	2004	2005	2006	2007	2008	2009	2010	2011	2012
Comprehensive	88.6	89.3	91.4	93.4	96.1	96.1	98.0	97.7	94.8	95.8
Grammar	80.0	100.0	91.9	100.0	100.0	100.0	100.0	100.0	95.4	98.5
Sec Mod	78.1	87.0	85.9	91.0	95.6	95.6	94.8	95.2	92.5	94.0
Independent	93.5	89.7	93.5	95.8	100.0	98.4	100.0	96.9	92.5	97.7
Sixth Form	92.2	97.3	90.5	96.0	.	.	.	.	92.6	97.1
FE/Tertiary	84.1	87.8	86.1	85.8	86.5	89.5	100.0	100.0	91.1	92.3
Academy	.	.	.	.	.	.	93.4	93.3	93.9	96.4
Other	86.9	92.1	90.3	90.3	93.4	95.0	94.2	95.1	82.1	84.0

### Cumulative Numbers

School type	2003	2004	2005	2006	2007	2008	2009	2010	2011	2012
Comprehensive	4877	4535	5229	6790	7367	9474	11710	13941	24220	22148
Grammar	4	14	57	32	39	33	36	36	719	607
Sec Mod	432	375	1093	443	457	432	638	905	2405	2031
Independent	172	130	144	184	48	186	62	124	282	344
Sixth Form	165	142	162	72	0	0	0	0	88	68
FE/Tertiary	361	274	186	163	32	17	17	10	41	24
Academy	.	.	.	.	.	.	323	419	5311	8782
Other	193	174	242	177	156	170	194	193	320	362



*GCSE VOCATIONAL STUDIES Grade G by school type 2003- 2012  
Cumulative Percentages*

School type	2003	2004	2005	2006	2007	2008	2009	2010	2011	2012
Comprehensive	93.3	94.3	94.3	96.3	98.1	98.4	99.1	99.1	98.0	98.5
Grammar	80.0	100.0	91.9	100.0	100.0	100.0	100.0	100.0	97.3	99.4
Sec Mod	84.8	92.6	91.8	95.1	98.3	98.9	97.2	97.7	96.2	97.7
Independent	96.2	92.4	97.4	96.4	100.0	98.9	100.0	98.4	95.7	98.9
Sixth Form	93.3	97.3	94.4	96.0	.	.	.	.	96.8	97.1
FE/Tertiary	86.2	88.5	87.0	87.9	94.6	100.0	100.0	100.0	97.8	96.2
Academy	.	.	.	.	.	.	96.0	97.8	97.7	98.6
Other	91.0	93.7	94.8	93.9	97.6	97.8	96.1	99.5	89.0	90.5

*Cumulative Numbers*

School type	2003	2004	2005	2006	2007	2008	2009	2010	2011	2012
Comprehensive	5137	4790	5398	7002	7521	9703	11834	14135	25037	22775
Grammar	4	14	57	32	39	33	36	36	734	612
Sec Mod	469	399	1168	463	470	447	654	929	2502	2110
Independent	177	134	150	185	48	187	62	126	292	348
Sixth Form	167	142	169	72	0	0	0	0	92	68
FE/Tertiary	370	276	188	167	35	19	17	10	44	25
Academy	.	.	.	.	.	.	332	439	5526	8982
Other	202	177	254	184	163	175	198	202	347	390

